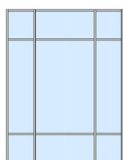

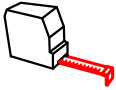


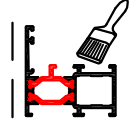
blyweert[®]
aluminium
exactly your profile



Hera



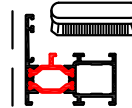
Lengte
Longueur
Length



Omtrek
Périmètre
Perimeter



Kleur
Couleur
Color



Anodisatie-omtrek
Périmètre pour l'anodisation
Perimeter for anodisation



Brut
Brute
Mill finish



Pershoek
Clame à sertir
Clamping corner



Zwart
Noir
Black



Schroefhoek
Clame à visser
Square coupling joint



Wit
Blanc
White



T-verbinding
Assemblage traverse
Connection for transom



RAL
RAL
RAL



Variabele hoekverbinding
Clame variable
Adjustable connecting component



Pagina
Page
Page



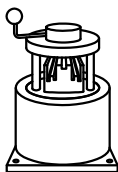
Primaire zichtzijde
Surface primaire
Primary surface



Toepassing
Application
Application



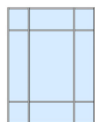
Secundaire zichtzijde
Surface secondaire
Secondary surface




Kapmatrijs
Poinçonneuse
Punch tool

AN

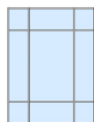
Geanodiseerd
Anodisé
Anodised



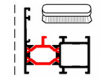
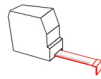
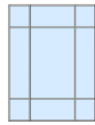
| | 95700 | 7000 | Ral Brut | 176.0mm | 87.9mm | p. 25 |
|--|-------|------|-------------|---------|---------|-------|
| | 95701 | 7000 | Ral Brut | 212.0mm | 124.6mm | p. 25 |
| | 95702 | 7000 | Ral Brut | 240.0mm | 156.2mm | p. 26 |
| | 95703 | 7000 | Ral Brut | 280.0mm | 198.2mm | p. 26 |
| | 95709 | 7000 | Ral Brut | 310.0mm | 229.6mm | p. 27 |
| | 95704 | 7000 | Ral Brut | 350.0mm | 271.6mm | p. 27 |
| | 95705 | 7000 | Ral Brut | 390.0mm | 313.6mm | p. 28 |
| | 95706 | 7000 | Ral Brut | 430.0mm | 355.6mm | p. 28 |
| | 95707 | 7000 | Ral Brut | 470.0mm | 397.6mm | p. 29 |
| | 95708 | 7000 | Ral Brut | 510.0mm | 229.6mm | p. 30 |
| | 95737 | 6000 | Ral Brut | 421.0mm | 347.7mm | p. 31 |










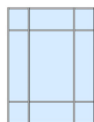
| | 95738 | 6000 | Ral Brut | 239.0mm | 154.5mm | p. 31 |
|--|-------|------|------------------|---------|---------|-------|
| | 95739 | 7000 | Ral Brut | 281.0mm | 106.2mm | p. 32 |
| | 95740 | 6000 | Ral Brut | 165.0mm | 77.2mm | p. 32 |
| | 95750 | 6000 | Ral Brut | 133.0mm | 67.3mm | p. 33 |
| | 95752 | 7000 | Ral Brut | 163.0mm | 83.4mm | p. 33 |
| | 95753 | 7000 | Ral Brut | 183.0mm | 93.9mm | p. 33 |
| | 95754 | 7000 | Ral Brut | 203.0mm | 104.4mm | p. 33 |
| | 95755 | 6000 | Ral Brut | 194.0mm | 150.9mm | p. 33 |
| | 95756 | 7000 | Ral Bicolor Brut | 133.0mm | 60.0mm | p. 33 |
| | 95757 | 7000 | Brut | | | p. 34 |
| | 95758 | 6000 | Ral Brut | 133.0mm | 63.0mm | p. 34 |
| | 95759 | 7000 | Ral Brut | 224.0mm | 142.7mm | p. 34 |




| | 95760 | 7000 | Ral Brut | 341.0mm | 188.0mm | p. 34 |
|--|-------|------|------------------|---------|---------|-------|
| | 95761 | 7000 | Ral Brut | 253.0mm | 153.1mm | p. 34 |
| | 95762 | 7000 | Ral Brut | 431.0mm | 153.1mm | p. 35 |
| | 95794 | 6000 | Ral Bicolor Brut | 335.4mm | 121.9mm | p. 36 |
| | 95795 | 6000 | Ral Bicolor Brut | 426.3mm | 133.5mm | p. 36 |
| | 95798 | 6000 | Ral Brut | 221.0mm | 95.6mm | p. 37 |
| | 95799 | 6000 | Ral Brut | 133.0mm | 10.5mm | p. 38 |
| | 95800 | 6000 | Ral Bicolor Brut | 370.2mm | 167.8mm | p. 37 |
| | 95656 | 6000 | Ral Brut | 133.0mm | 24.8mm | p. 43 |
| | 95657 | 6000 | Ral Brut | 133.0mm | 20.6mm | p. 43 |
| | 95810 | 3000 | Brut | | | p. 39 |
| | 95811 | 3000 | Brut | | | p. 39 |













| | | | | | | |
|---|-------|------|------|--|--|-------|
|  | 95813 | 3000 | Brut | | | p. 39 |
|  | 95818 | 3000 | Brut | | | p. 40 |
|  | 95820 | 6000 | Brut | | | p. 41 |
|  | 95236 | 6000 | Brut | | | p. 42 |
|  | 95237 | 6000 | Brut | | | p. 42 |
|  | 95238 | 6000 | Brut | | | p. 42 |
|  | 95289 | 3000 | Brut | | | p. 46 |
| | | | | | | |
| | | | | | | |
| | | | | | | |
| | | | | | | |
| | | | | | | |
| | | | | | | |
| | | | | | | |
| | | | | | | |
| | | | | | | |
| | | | | | | |
| | | | | | | |



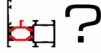


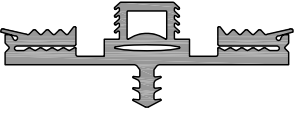



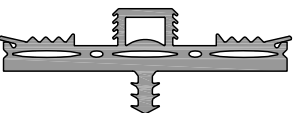





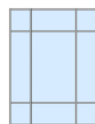
| |  |  |  |  |  |  |
|---|---|---|--|---|---|---|
|  | 95840 | 7000 | Brut | | | p. 44 |
|  | 95841 | 7000 | Brut | | | p. 44 |
|  | 95842 | 7000 | Brut | | | p. 44 |
|  | 95843 | 6000 | Brut | | | p. 44 |
|  | 95844 | 6000 | Brut | | | p. 44 |
|  | 95848 | 6000 | Brut | | | p. 44 |
|  | 95311 | 7000 | Brut | | | p. 45 |
|  | 95312 | 7000 | Brut | | | p. 45 |
|  | 95313 | 7000 | Brut | | | p. 45 |
|  | 95314 | 7000 | Brut | | | p. 45 |
|  | 95315 | 7000 | Brut | | | p. 45 |
|  | 95316 | 7000 | Brut | | | p. 45 |



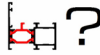
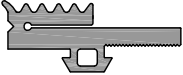












| |  |  |  |  |  |  |
|---|---|---|---|---|---|---|
|  | 95317 | 7000 | Brut | | | p. 45 |
|  | 95318 | 7000 | Brut | | | p. 45 |
|  | 95322 | 6000 | Brut | | | p. 38 |



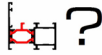









| | |  |  |  |
|--|-------|---|---|---|
|  <p>95860</p> <p>Buitenrubber vertikaal</p> | - 40m |  | ● | |
|  <p>95861</p> <p>Binnenrubber vertikaal</p> | - 20m |  | ● | |
|  <p>95863</p> <p>Buitenrubber horizontaal</p> | - 40m |  | ● | |
|  <p>95864</p> <p>Binnenrubber horizontaal</p> | - 20m |  | ● | |
|  <p>95865</p> <p>Buitenrubber horizontaal</p> | - 60m |  | ● | 95756.. |



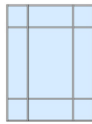
| | |  |  |  |
|---|---|---|---|---|
|  | <p>95332</p> <p>Buitenrubber</p> | <p>- 40m</p>  | ● | <p>95236..</p> <p>95237..</p> <p>95238..</p> |
|  | <p>95351</p> <p>Dichtingsrubber 24mm glas</p> | <p>- 100m</p>  | ● | <p>95799..</p> |
|  | <p>95354</p> <p>Dichtingsrubber 28mm glas</p> | <p>- 100m</p>  | ● | <p>95799..</p> |
|  | <p>W.100</p> <p>Beglazingsrubber</p> | <p>- 200m</p>  | ● | <p>95794..</p> |
|  | <p>W.101</p> <p>Beglazingsrubber 2.5 - 3.5 mm</p> | <p>- 200m</p>  | ● | <p>95656..</p> <p>95657..</p> |



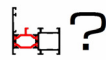


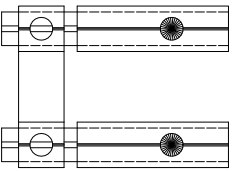

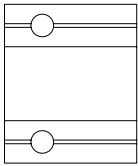



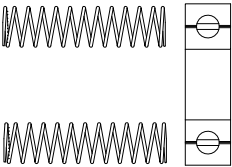



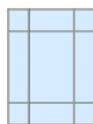
| | |  |  |  |
|---|------------------------------------|---|---|---|
|  | <p>W.115</p> <p>Middendichting</p> | <p>- 120m</p>  | ● | 95795.. |
|  | <p>W.113</p> <p>Aanslagrubber</p> | <p>- 200m</p>  | ● | 95795.. |
|  | <p>W.114</p> <p>Aanslagrubber</p> | <p>- 200m</p>  | ● | 95800.. |
| | | | | |
| | | | | |






















| | |  |  |  |
|---|------------------------|---|---|---|
|  | 95400 RVS glassteun | - ST |  | 23 t/m 26 mm |
|  | 95401 RVS glassteun | - ST |  | 27 t/m 30 mm |
|  | 95402 RVS glassteun | - ST |  | 31 t/m 34 mm |
|  | 95404 RVS glassteun | - ST |  | 35 t/m 38 mm |
|  | 95405 RVS glassteun | - ST |  | 39 t/m 42 mm |



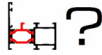

















| | |  |  |  |
|---|------|--|---|---|
|  <p>95406 RVS glassteun</p> | - ST | |  | 43 t/m 44 mm |
|  <p>95833 T-verbinder garnituur</p> | - ST | |  | 95700 t/m 95740 |
|  <p>95834 T-verbinder schroefbaar</p> | - ST | |  | 95701 t/m 95708 |
|  <p>95880 RVS glas montageplaatje</p> | - ST | |  | |
|  <p>95882 Veerpakket voor T-verbinder</p> | - ST | |  | 95700 t/m 95740 |



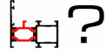












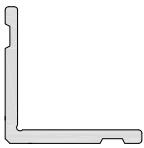




| | |  |  |  |
|---|---|--|--|---|
|  | <p>W.316</p> <p>RVS stelschroef met binnenzeskant M6x8mm</p> | - 200  |  | |
|  | <p>W.360 A</p> <p>RVS stelschroef met binnenzeskant M6x6mm</p> | - 200  |  | |
|  | <p>W.323</p> <p>RVS schroef DIN 7981 B 5.5x32</p> | - 200  |  | |
|  | <p>W.609</p> <p>RVS schroef DIN 7981 B 5.5x38</p> | - 200  |  | |
|  | <p>W.610</p> <p>RVS schroef DIN 7981 B 5.5x45</p> | - 200  |  | |



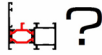
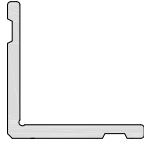

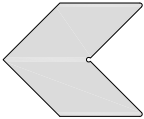

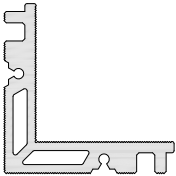

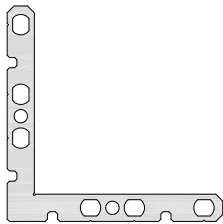





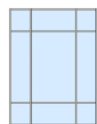
| | |  |  |  |
|---|--|--|--|---|
|  | <p>W.611</p> <p>RVS schroef DIN 7981 B 5.5x50</p> | - 200  |  | |
|  | <p>W.611 A</p> <p>RVS schroef DIN 7981 B 5.5x55</p> | - 200  |  | |
|  | <p>W.612</p> <p>RVS schroef DIN 7981 B 5.5x60</p> | - 200  |  | |
|  | <p>W.612 A</p> <p>RVS schroef DIN 7981 B 5.5x65</p> | - 200  |  | |
|  | <p>W.613</p> <p>RVS schroef DIN 7981 B 5.5x70</p> | - 200  |  | |




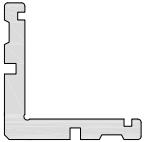

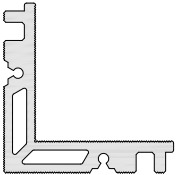



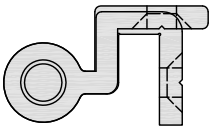
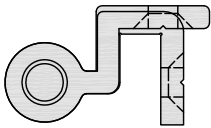




| | |  |  |  |
|---|---|--|--|---|
|  | <p>W.629</p> <p>RVS schroef DIN 7982 B 5.5x32</p> | - 200  |  | |
|  | <p>W.630</p> <p>RVS schroef DIN 7982 B 5.5x38</p> | - 200  |  | |
|  | <p>W.631</p> <p>RVS schroef DIN 7982 B 5.5x45</p> | - 200  |  | |
|  | <p>W.632</p> <p>RVS schroef DIN 7982 B 5.5x50</p> | - 200  |  | |
|  | <p>95637</p> <p>Pershoek</p> | - ST |  | 95795.. |



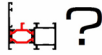
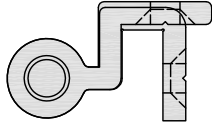





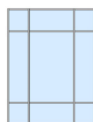
| | |  |  |  |
|---|--|--|--|---|
|  | <p>95638</p> <p>Pershoek</p> | - ST |  | 95794.. |
|  | <p>95801</p> <p>Verstevigingshoekje</p> | - ST |  | 95795.. |
|  | <p>95803</p> <p>Pershoek</p> | - ST |  | 95794.. |
|  | <p>95804</p> <p>Verstekverbinder</p> | - ST |  | 95700 t/m 95709 |
|  | <p>95805</p> <p>Pershoek</p> | - ST |  | 95798.. |



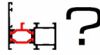
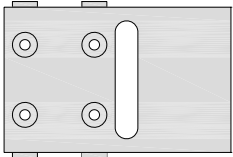
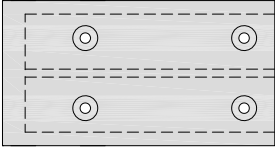
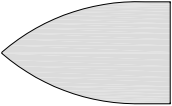

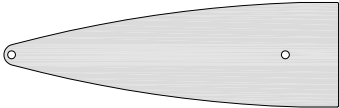




| | |  |  |  |
|---|--|---|---|---|
|  | 95806 Pershoek | - ST |  | 95800.. |
|  | 95807 Pershoek | - ST |  | 95795.. |
|  | 95255 Bevestigingsplaat voor uitzetraam 50mm | - ST |  | 95798.. |
|  | 95256 Scharnier voor uitzetraam EV1 | - ST | AN | 95795.. 95800.. |
|  | 95257 Scharnier voor uitzetraam Ral 9016 | - ST |  | 95798.. 95800.. |



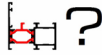


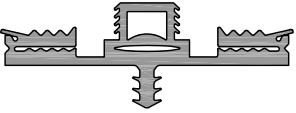



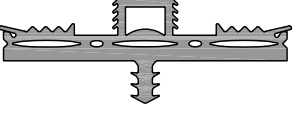





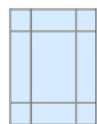
| | |  |  |  |
|--|------|--|---|---|
|  <p>95258</p> <p>Scharnier voor uitzetraam brute</p> | - ST | |  | 95798.. 95800.. |
| <p>95560</p> <p>Telescoop uitzetter handbediening</p> | - ST | | - | 95798.. 95800.. |
| <p>95565</p> <p>Bedieningsstang telescoop uitzetter</p> | - ST | | - | 95798.. 95800.. |
| <p>95570</p> <p>Telescoop uitzetter eilectrisch bedienbaar</p> | - ST | | - | 95798.. 95800.. |
|  <p>95575</p> <p>Bevestigingsbeugel</p> | - ST | |  | |



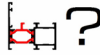






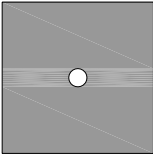

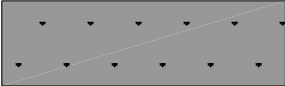



| | |  |  |  |
|---|------|---|---|---|
|  <p>95900</p> <p>Boormal T-verbinder voor stijl</p> | - ST | - | | |
|  <p>95902</p> <p>Boormal T-verbinder voor regel</p> | - ST | - | | |
|  <p>96001</p> <p>Kopschot</p> | - ST |  | 95760.. | |
|  <p>96002</p> <p>Kopschot</p> | - ST |  | 95762.. | |
| | | | | |



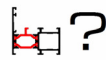















| | |  |  |  |
|---|-------|---|---|---|
|  <p>95860-B</p> <p>Buitenrubber vertikaal</p> | - 40m |  | ● | Brandwerend |
|  <p>95861-B</p> <p>Binnenrubber vertikaal</p> | - 20m |  | ● | Brandwerend |
|  <p>95863-B</p> <p>Buitenrubber horizontaal</p> | - 40m |  | ● | Brandwerend |
|  <p>95864-B</p> <p>Binnenrubber horizontaal</p> | - 20m |  | ● | Brandwerend |
|  <p>96010</p> <p>Isoband 30x1mm</p> | - 25m |  | ● | Brandwerend |



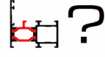
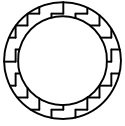





| | |  |  |  |
|---|---------------------------------|--|---|---|
|  | 96020 Isoband 25x2mm | - 25m  | ● | Brandwerend |
|  | 96030 Isoband 30x2mm | - 25m  | ● | Brandwerend |
|  | 96040 Isoband 40x2mm | - 25m  | ● | Brandwerend |
|  | 96050 RVS glasklem | - ST |  | Brandwerend |
|  | 96060 Isoblok 45x15mm | - ST | ○ | Brandwerend |



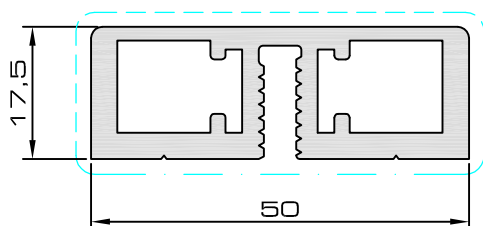
| |  |  |  |
|--|--|---|---|
|  <p>96070 Onderlegplaatje glas</p> | - ST |  | Brandwerend |
|  <p>96100 RVS Strip 40x1.5mm 3000mm</p> | - ST |  | Brandwerend |
|  <p>M6x100 RVS bout M6x100 DIN 931</p> | - 100  |  | Brandwerend |
|  <p>M6x130 RVS bout M6x130 DIN 931</p> | - 100  |  | Brandwerend |
|  <p>M6 moer RVS moer M6 DIN 934</p> | - 250  |  | Brandwerend |



| |  |  |  |
|--|--|---|---|
|  <p data-bbox="454 340 718 376">M6 veerring</p> <p data-bbox="454 452 678 504">RVS veerring M6 DIN 127</p> | <p data-bbox="837 340 957 376">- 500</p>  |  | <p data-bbox="1197 448 1364 470">Brandwerend</p> |

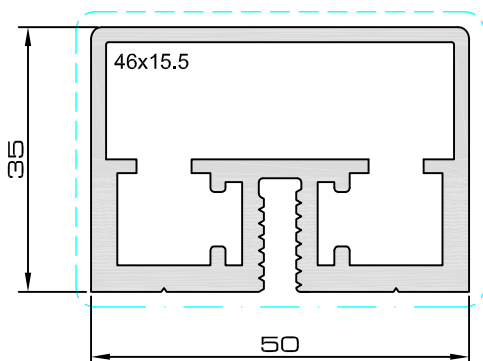


95700




| | |
|--|--------------------------------|
| | $I_x = 1.61 \text{ cm}^4$ |
| | $I_y = 10.31 \text{ cm}^4$ |
| | $W_x = \text{--} \text{ cm}^3$ |
| | $W_y = \text{--} \text{ cm}^3$ |


95701



| | |
|--|--------------------------------|
| | $I_x = 7.87 \text{ cm}^4$ |
| | $I_y = 15.33 \text{ cm}^4$ |
| | $W_x = \text{--} \text{ cm}^3$ |
| | $W_y = \text{--} \text{ cm}^3$ |

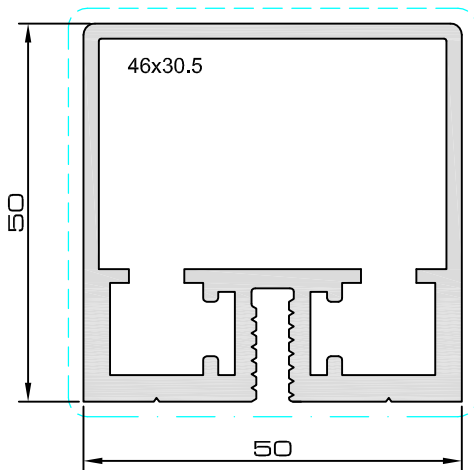


profiles ■ profils ■ profielen



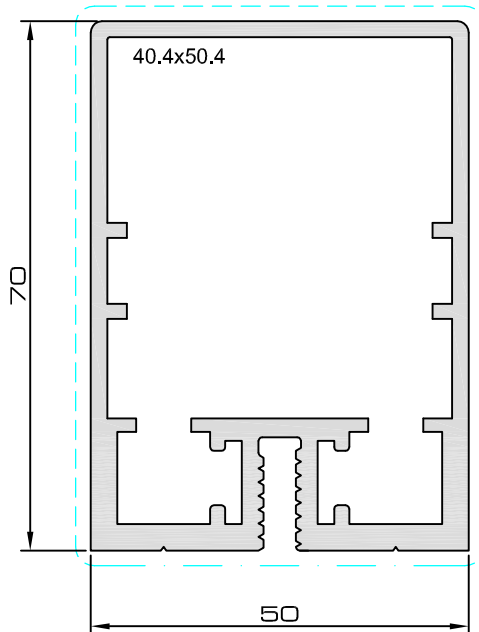
Hera

95702



| | |
|--|--------------------------|
| | $I_x = 18.79\text{cm}^4$ |
| | $I_y = 18.70\text{cm}^4$ |
| | $W_x = \text{--cm}^3$ |
| | $W_y = \text{--cm}^3$ |

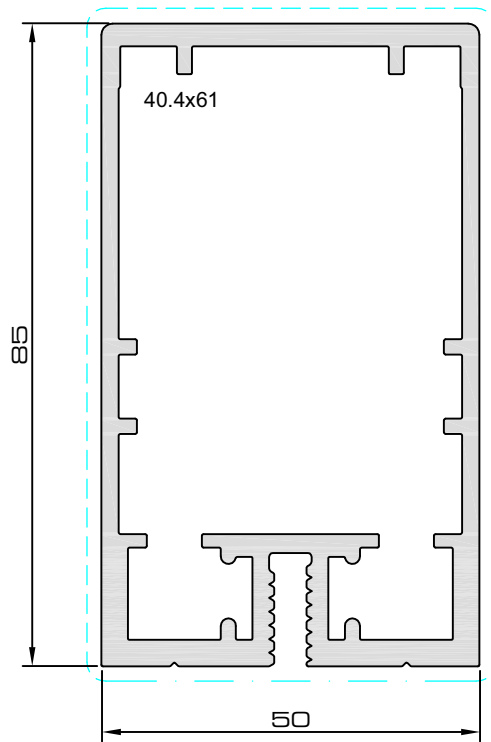
95703



| | |
|--|--------------------------|
| | $I_x = 45.48\text{cm}^4$ |
| | $I_y = 25.65\text{cm}^4$ |
| | $W_x = \text{--cm}^3$ |
| | $W_y = \text{--cm}^3$ |

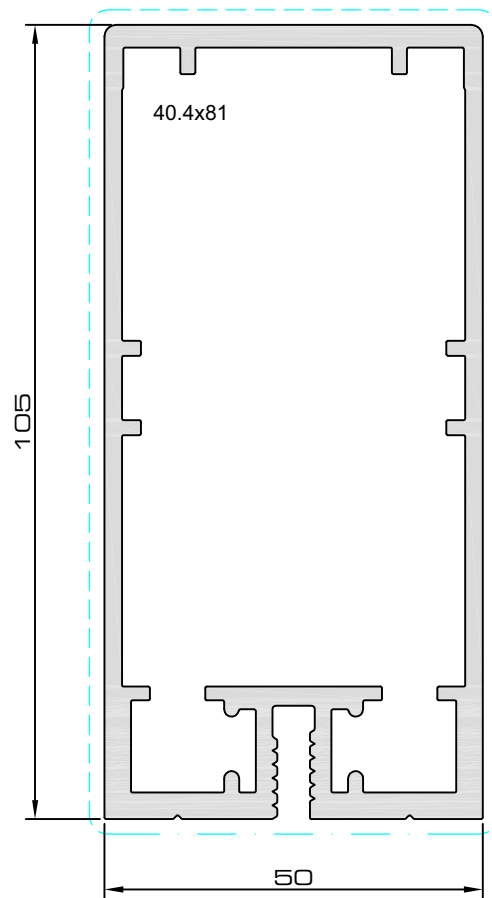


95709

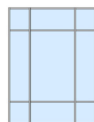


| | |
|--|--------------------------|
| | $I_x = 86.37\text{cm}^4$ |
| | $I_y = 31.02\text{cm}^4$ |
| | $W_x = \dots\text{cm}^3$ |
| | $W_y = \dots\text{cm}^3$ |

95704



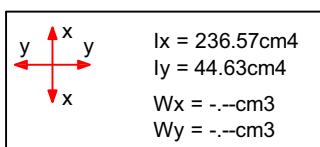
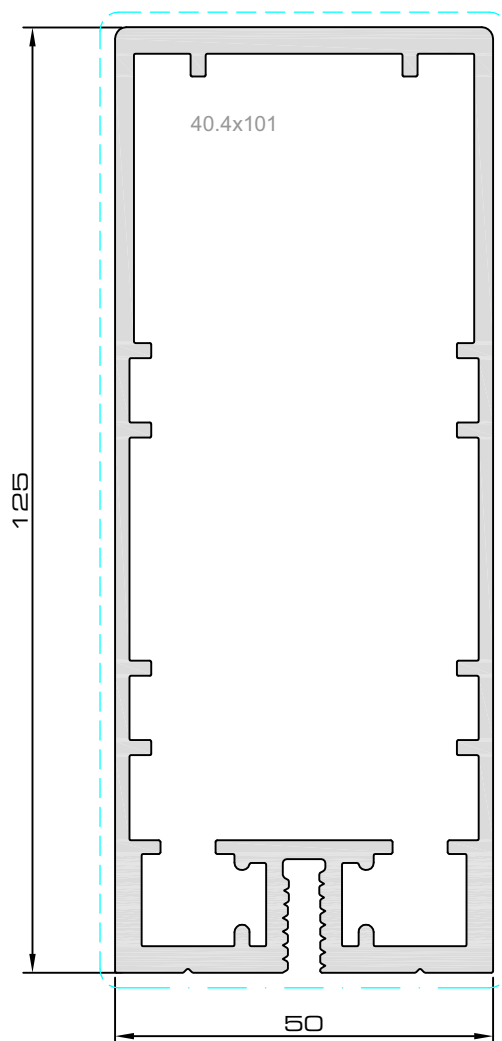
| | |
|--|---------------------------|
| | $I_x = 145.26\text{cm}^4$ |
| | $I_y = 36.33\text{cm}^4$ |
| | $W_x = \dots\text{cm}^3$ |
| | $W_y = \dots\text{cm}^3$ |



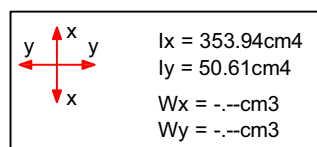
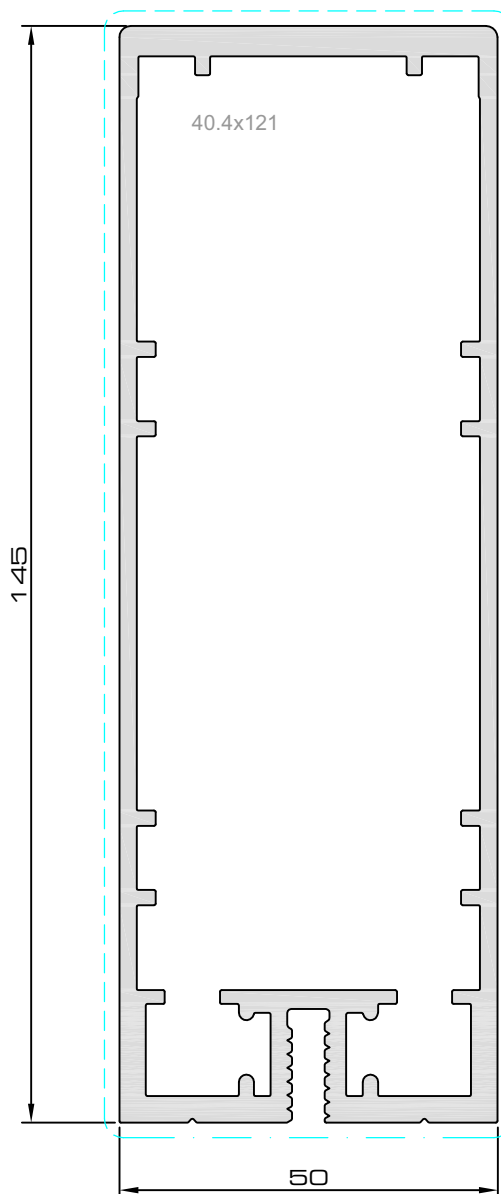
Hera

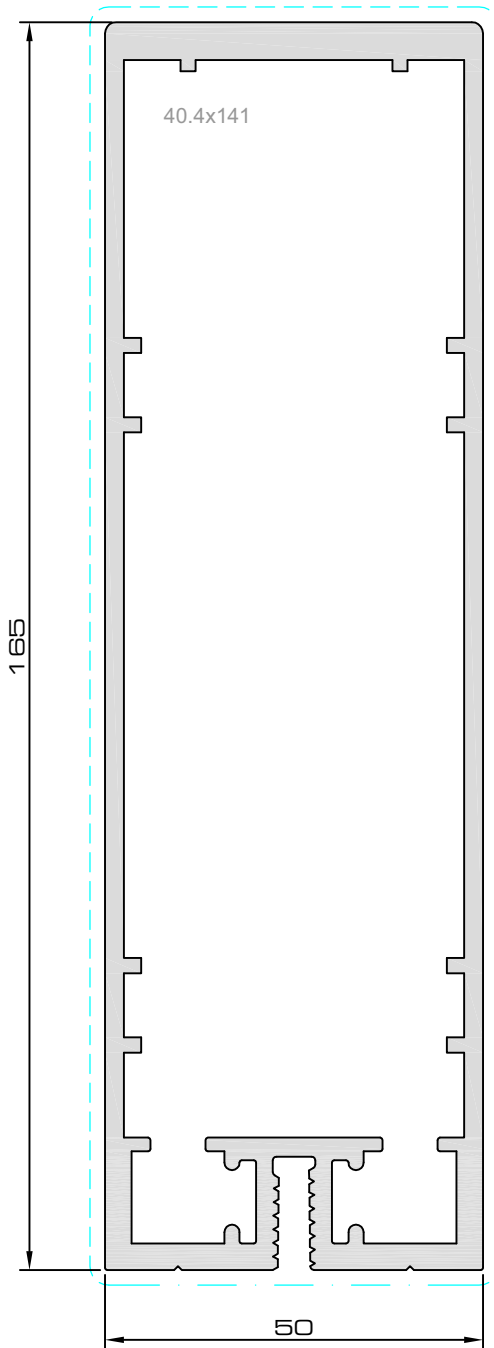
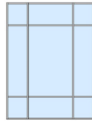
profiles ■ profils ■ profielen

95705



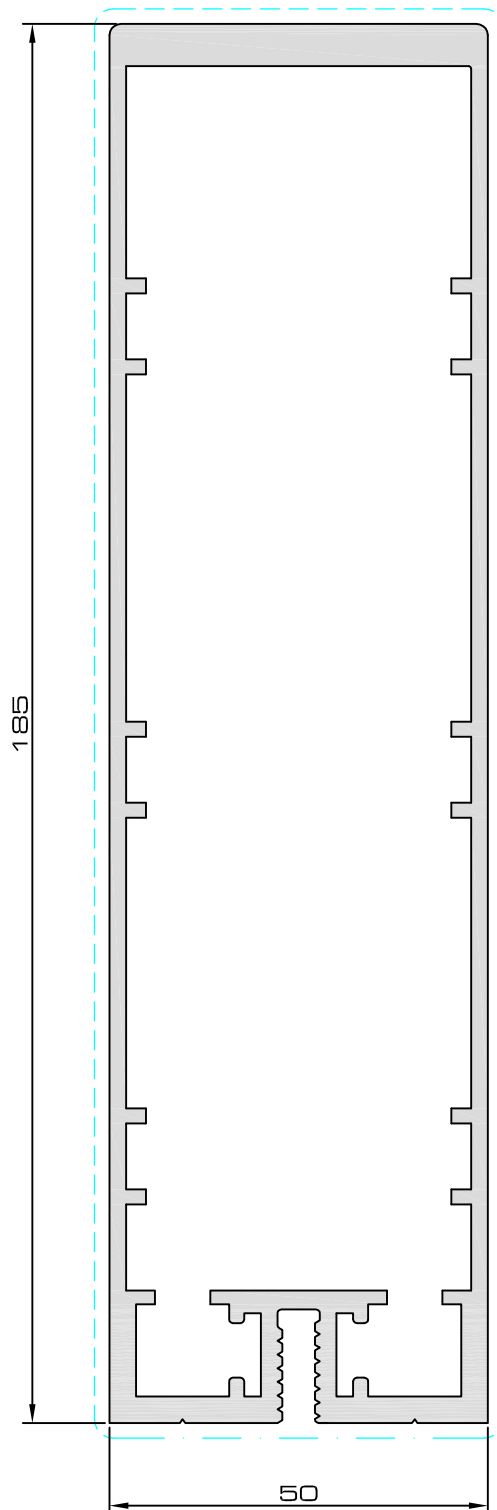

95706





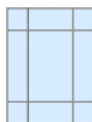
95707

| | |
|--|---------------------------|
| | $I_x = 516.26\text{cm}^4$ |
| | $I_y = 56.92\text{cm}^4$ |
| | $W_x = \text{---cm}^3$ |
| | $W_y = \text{---cm}^3$ |



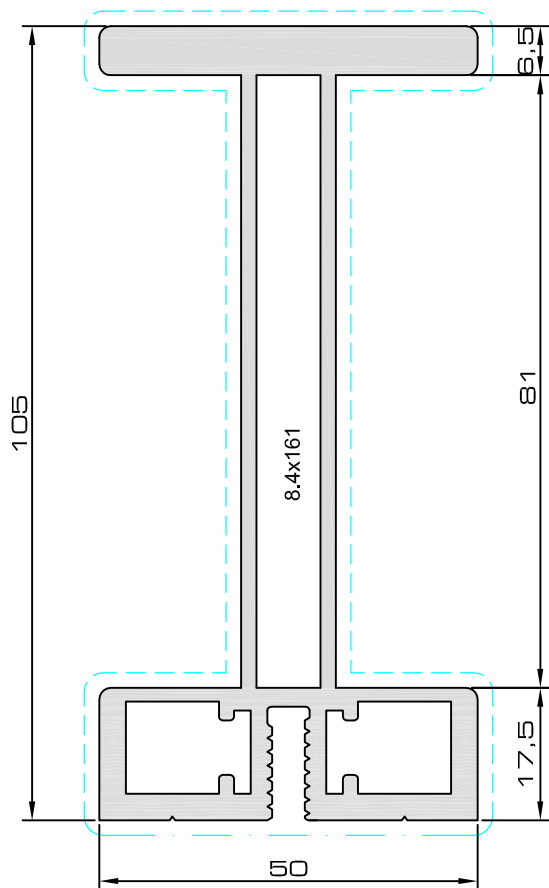
95708

| | |
|--|---------------------------------|
| | $I_x = 712.47 \text{ cm}^4$ |
| | $I_y = 63.80 \text{ cm}^4$ |
| | $W_x = \text{---} \text{ cm}^3$ |
| | $W_y = \text{---} \text{ cm}^3$ |



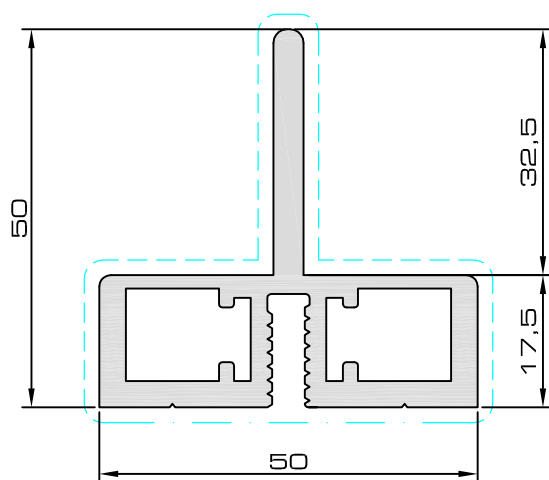
Hera

profiles ■ profils ■ profielen




95737

| | |
|--|---------------------------|
| | $I_x = 187.10\text{cm}^4$ |
| | $I_y = 18.28\text{cm}^4$ |
| | $W_x = \text{--cm}^3$ |
| | $W_y = \text{--cm}^3$ |

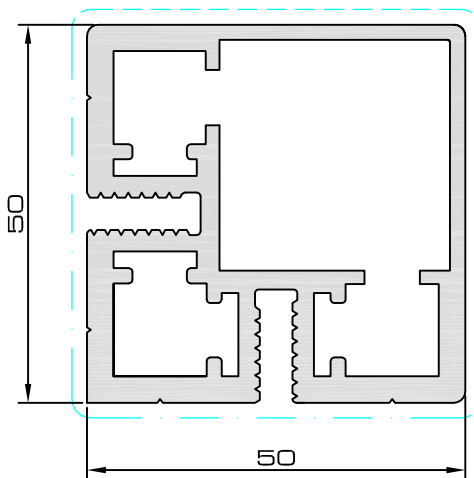


95738

| | |
|--|--------------------------|
| | $I_x = 10.38\text{cm}^4$ |
| | $I_y = 9.02\text{cm}^4$ |
| | $W_x = \text{--cm}^3$ |
| | $W_y = \text{--cm}^3$ |

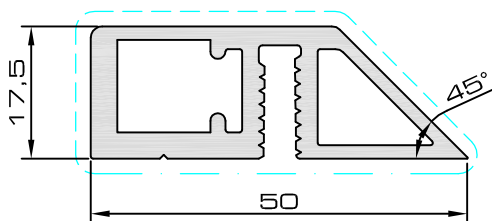


95739



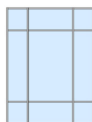
| | |
|--|----------------------------|
| | $I_x = 10.38 \text{ cm}^4$ |
| | $I_y = 9.02 \text{ cm}^4$ |
| | $W_x = \dots \text{ cm}^3$ |
| | $W_y = \dots \text{ cm}^3$ |

95740



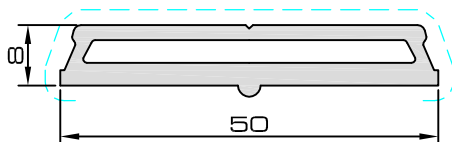


profiles ■ profils ■ profielen

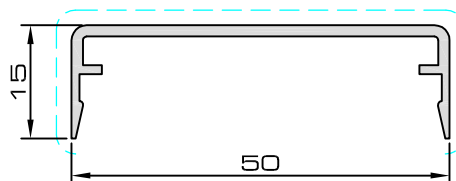


Hera

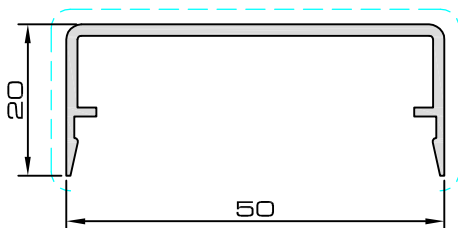
95750



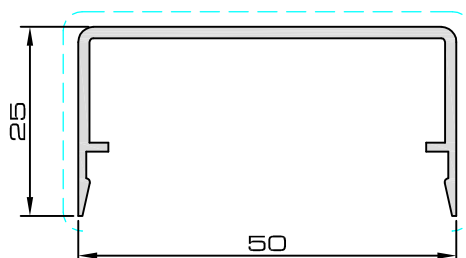
95752



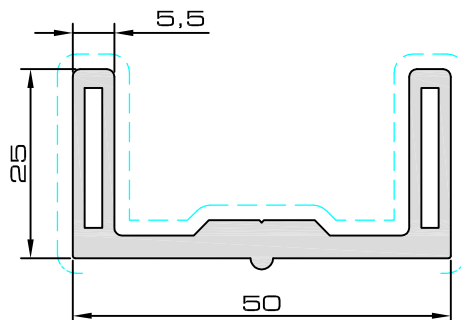
95753



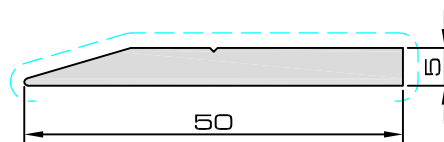
95754




95755



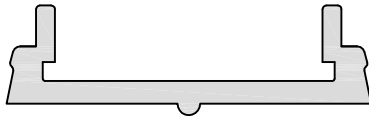
95756



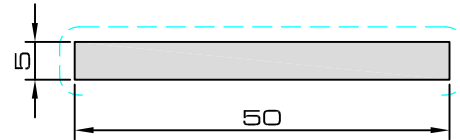


95757

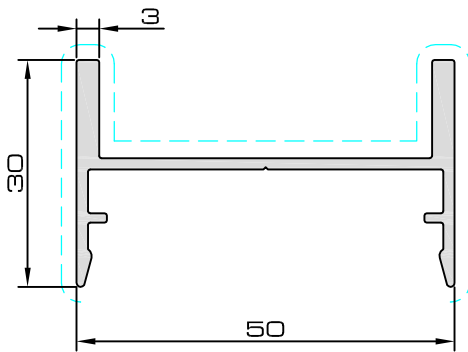
(bevestigingsgaten h.o.h. 100mm)



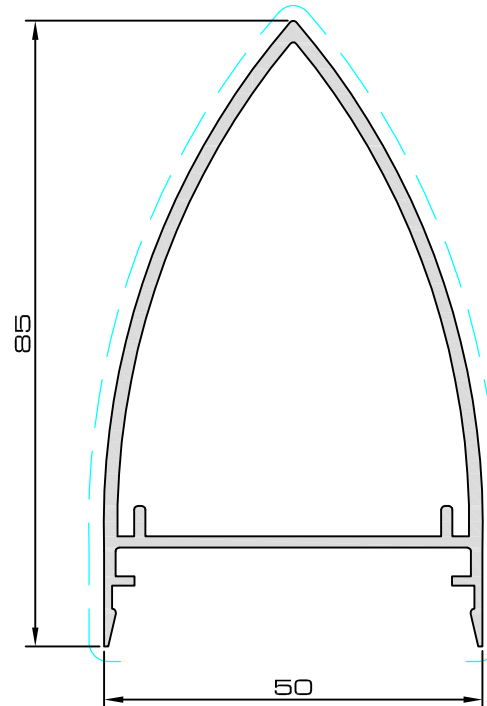
95758



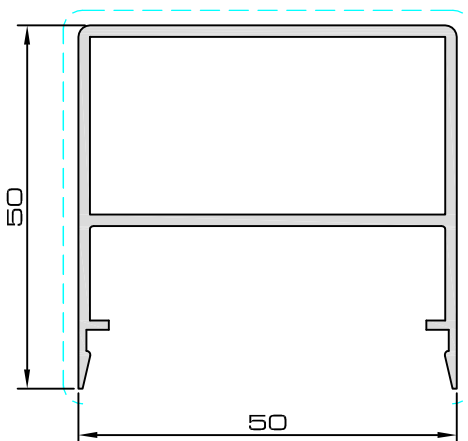
95759

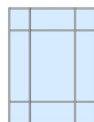


95760



95761

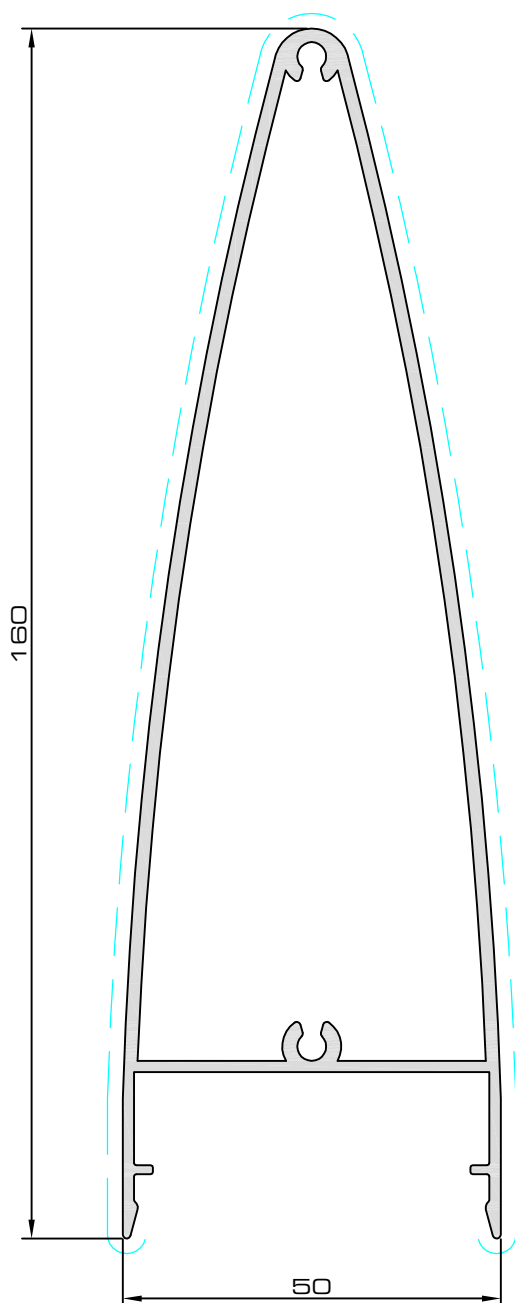





Hera

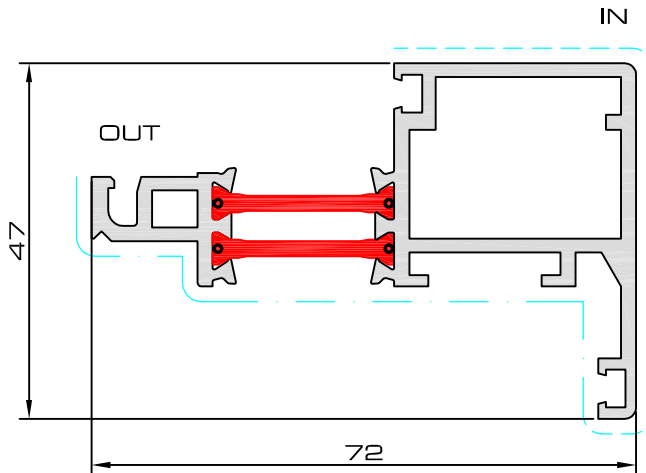
profiles ■ profils ■ profielen






95762



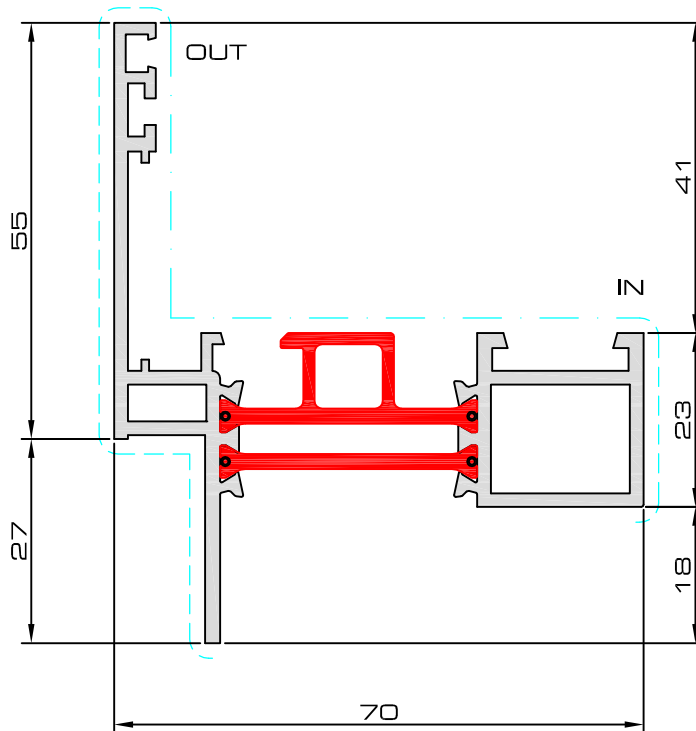







95794

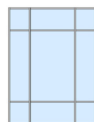


| | OUT | IN |
|---|--|-------|
|  P | 95638 | 95803 |
|  S | - | - |
|  H | - | - |
|  V | - | - |
|  | $I_x = \dots\text{-cm}^4$ $I_y = \dots\text{-cm}^4$ $W_x = \dots\text{-cm}^3$ $W_y = 2.58\text{cm}^3$ | |

95795



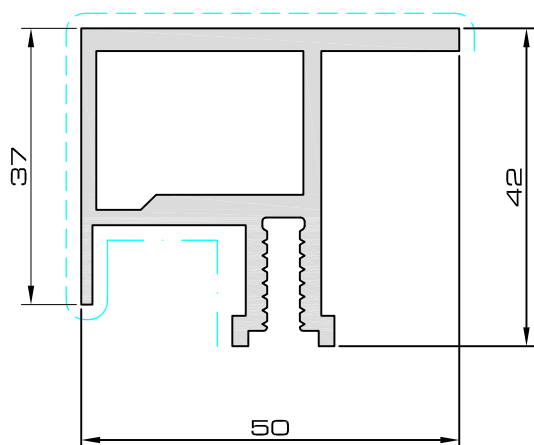
| | OUT | IN |
|---|--|-------|
|  P | 95637 | 95807 |
|  S | - | - |
|  H | - | - |
|  V | - | - |
|  | $I_x = \dots\text{-cm}^4$ $I_y = \dots\text{-cm}^4$ $W_x = \dots\text{-cm}^3$ $W_y = \dots\text{-cm}^3$ | |



Hera

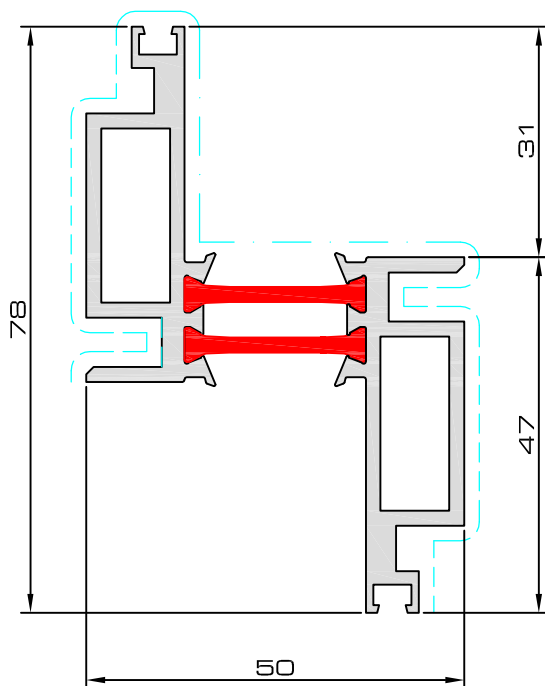
profiles ■ profils ■ profielen

95798




| | |
|--|---|
| | 95805 |
| | 95805 |
| | - |
| | - |
| | $I_x = \dots \text{cm}^4$ $I_y = \dots \text{cm}^4$ $W_x = \dots \text{cm}^3$ $W_y = 2.58 \text{cm}^3$ |

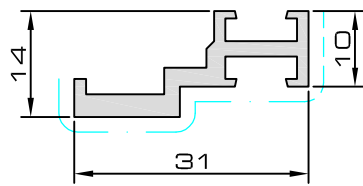
95800



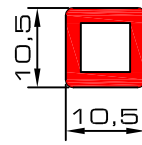
| | OUT | IN |
|--|--|-------|
| | 95806 | 95806 |
| | - | - |
| | - | - |
| | - | - |
| | $I_x = \dots \text{cm}^4$ $I_y = \dots \text{cm}^4$ $W_x = \dots \text{cm}^3$ $W_y = \dots \text{cm}^3$ | |

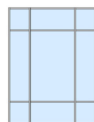


95799



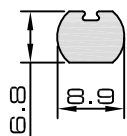
95322



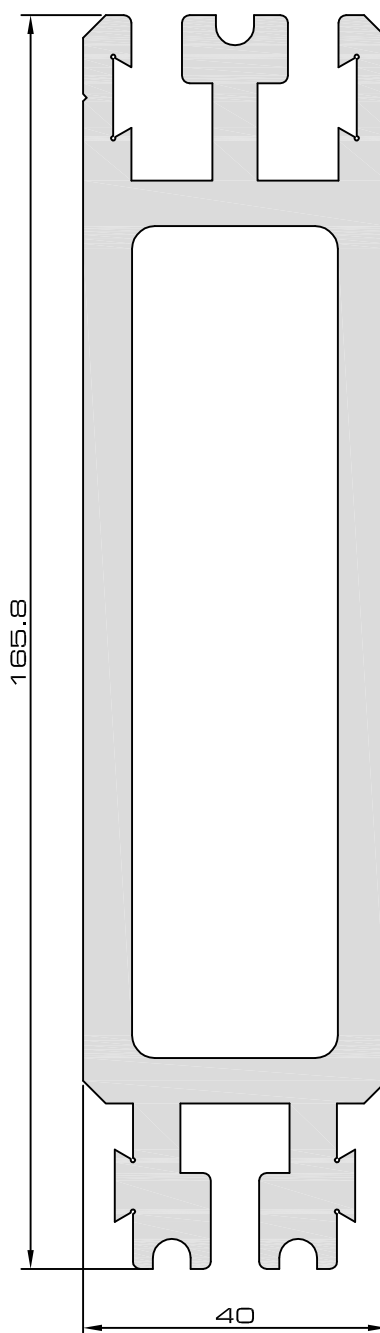
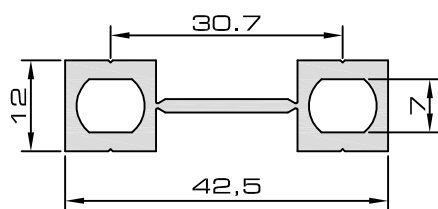



95810

95813

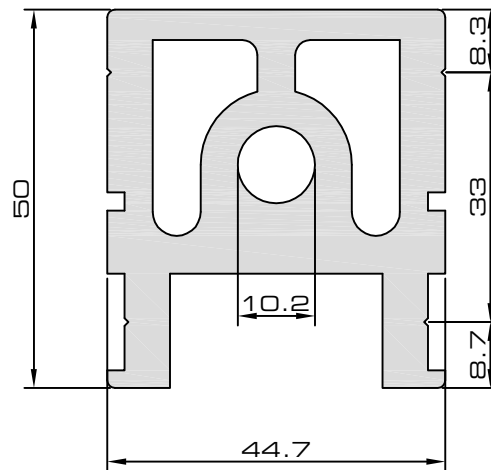




95811



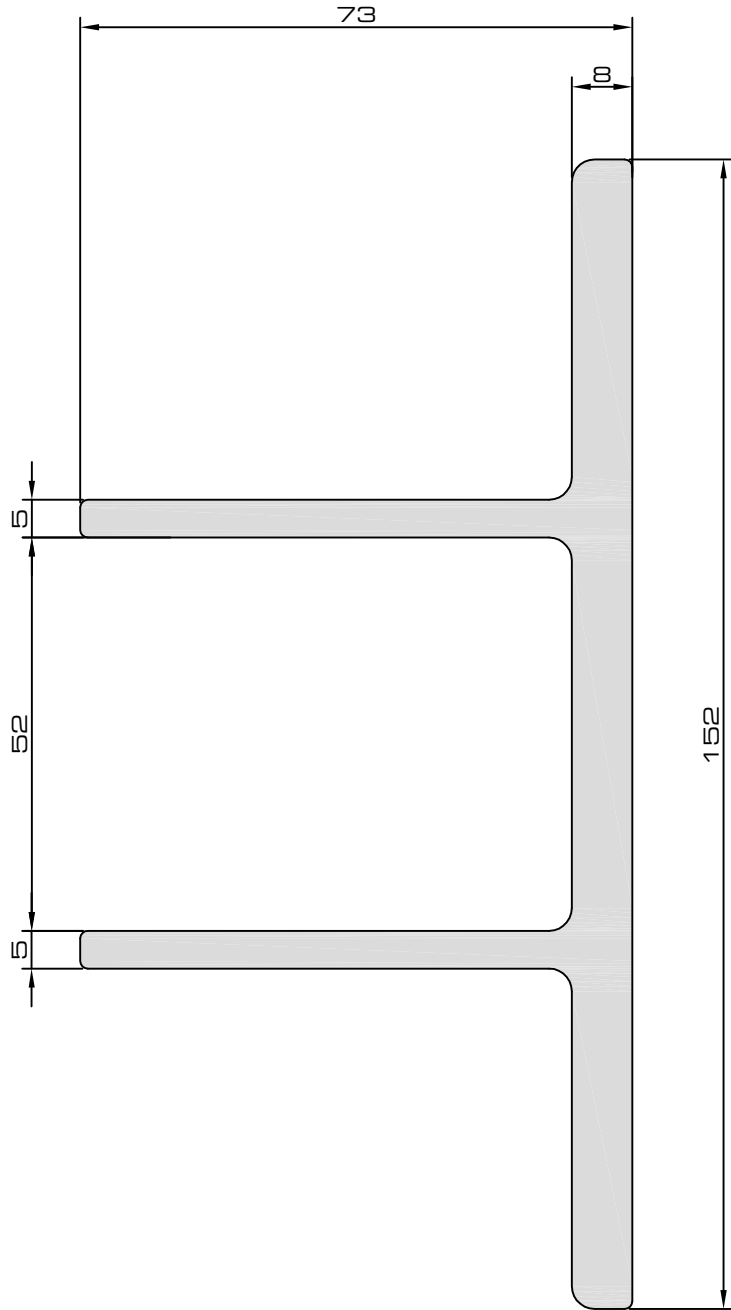


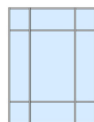
95818





95820

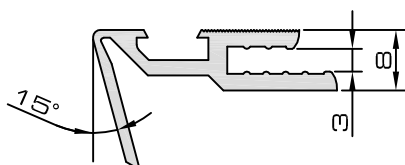




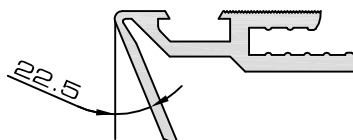
Hera

profiles ■ profils ■ profielen

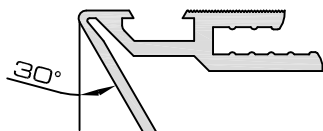
95236




95237

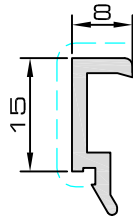


95238

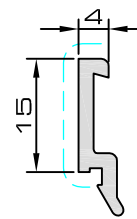




95656

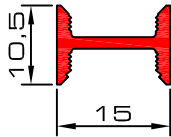


95657

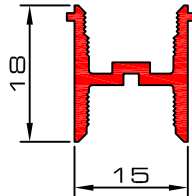




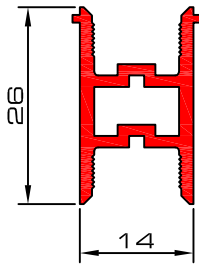
95843



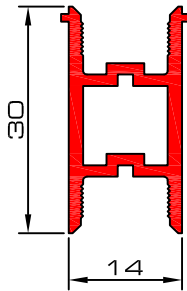
95844



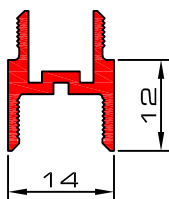
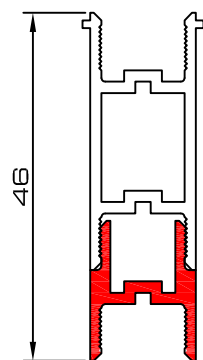
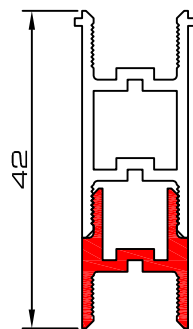
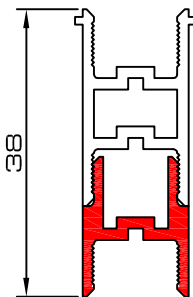
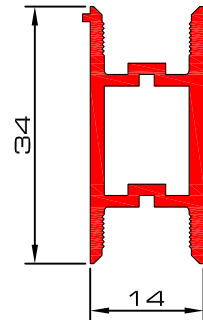
95840



95841



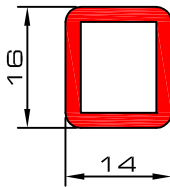
95842



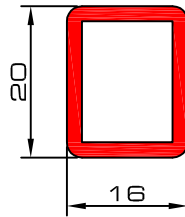
95848



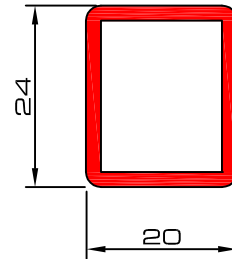
95311



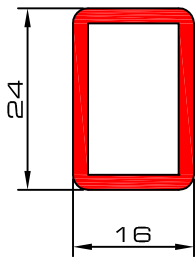
95312



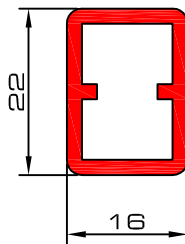
95313



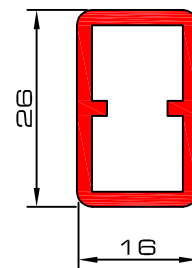
95314



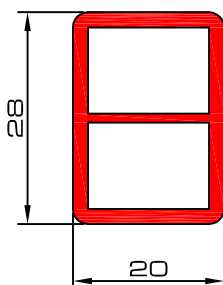
95315



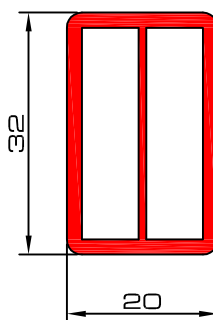
95316




95317



95318

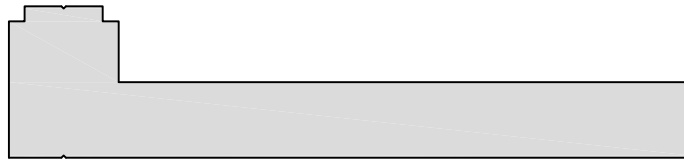


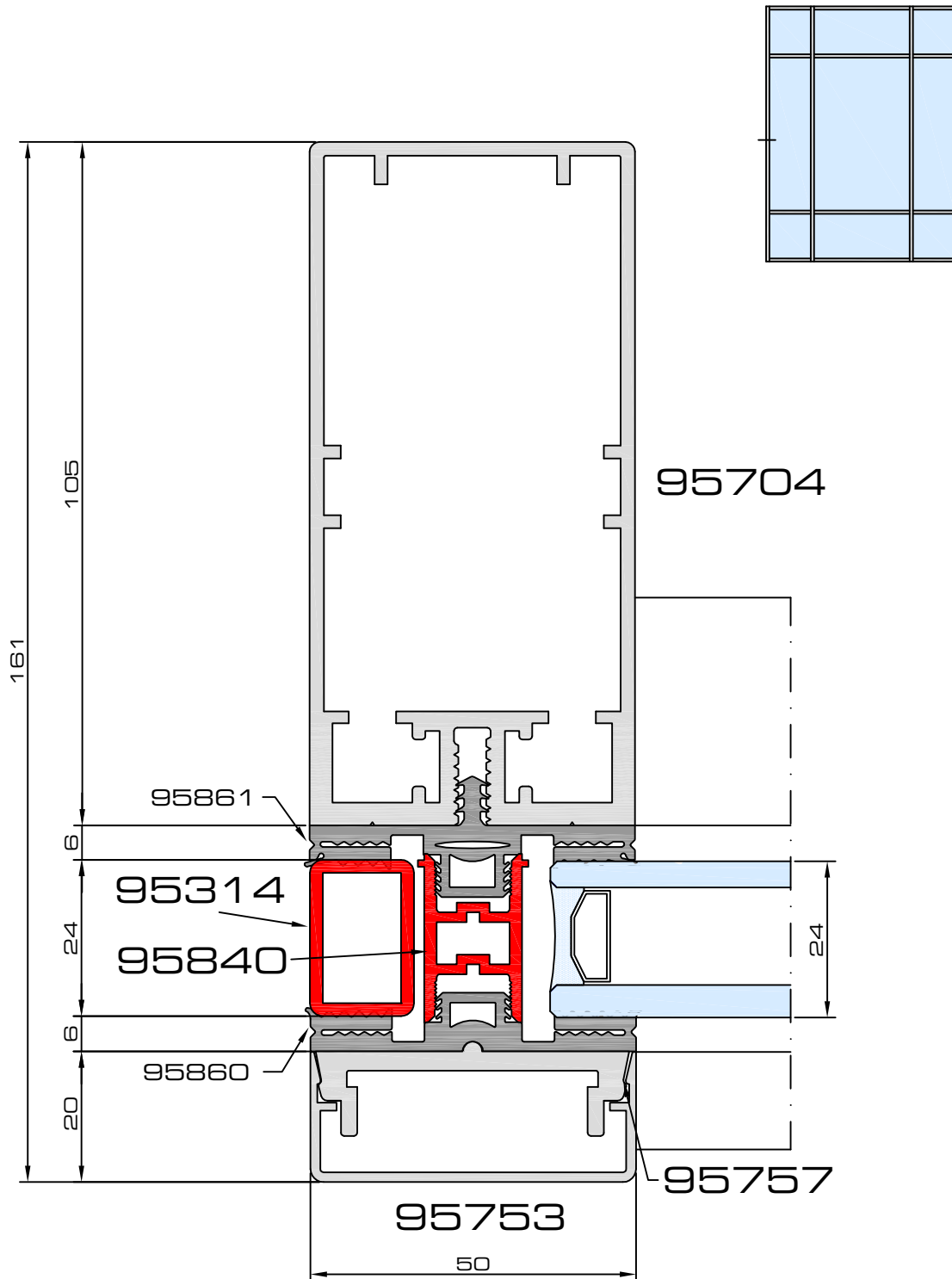
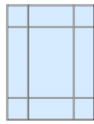


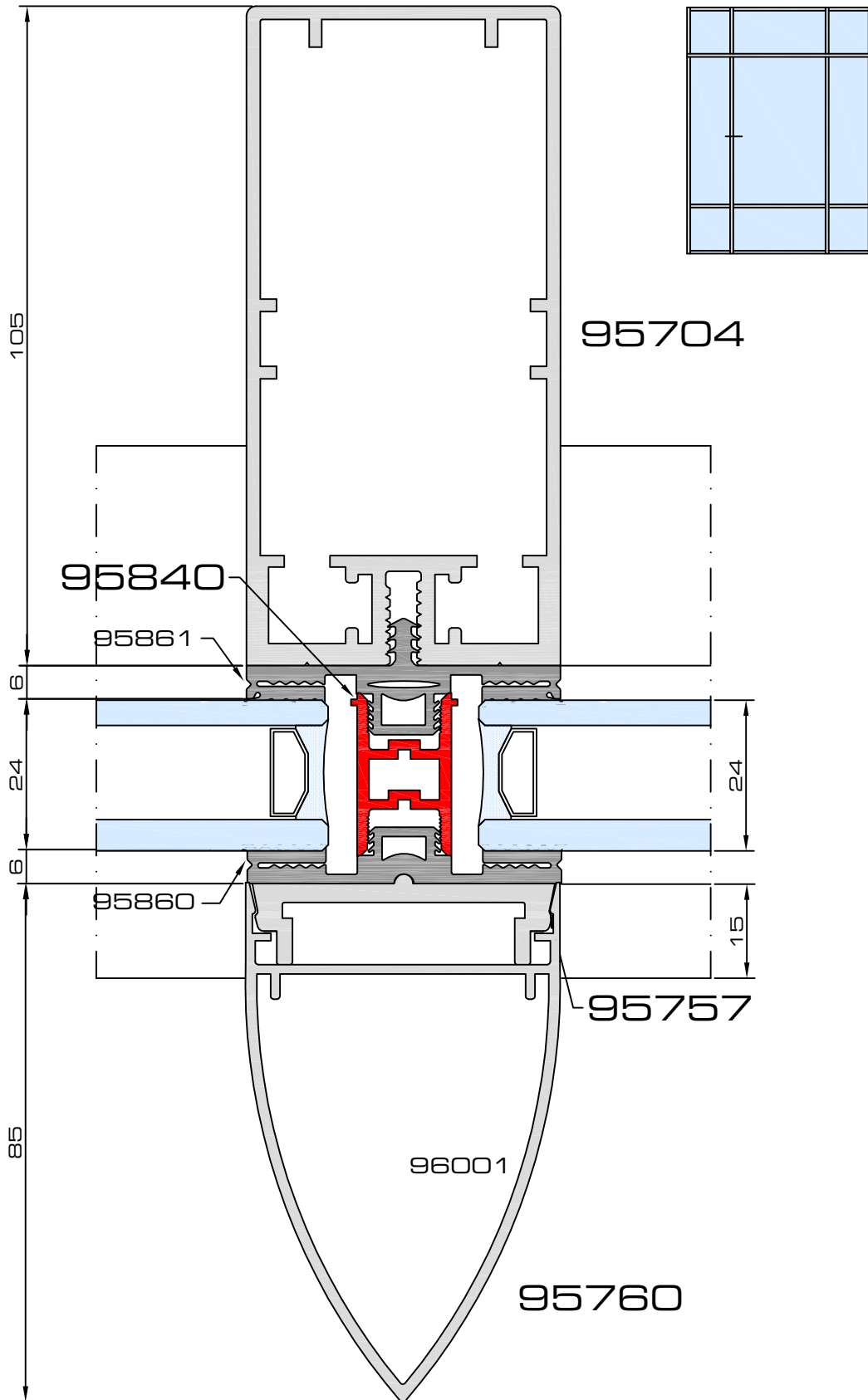

Hera

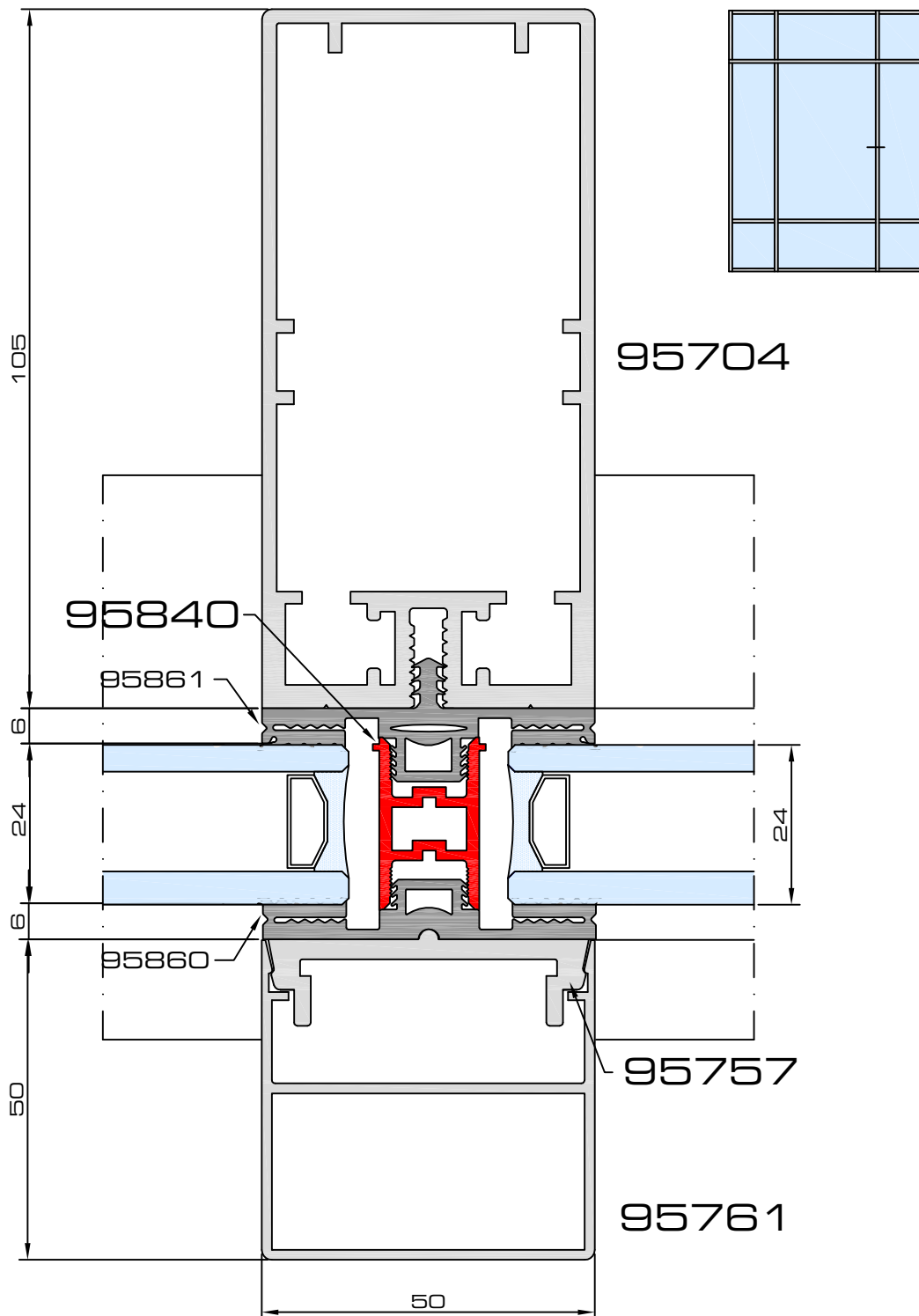
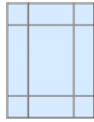
profiles ■ profils ■ profielen

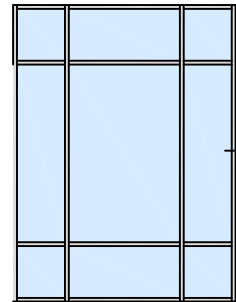

95289



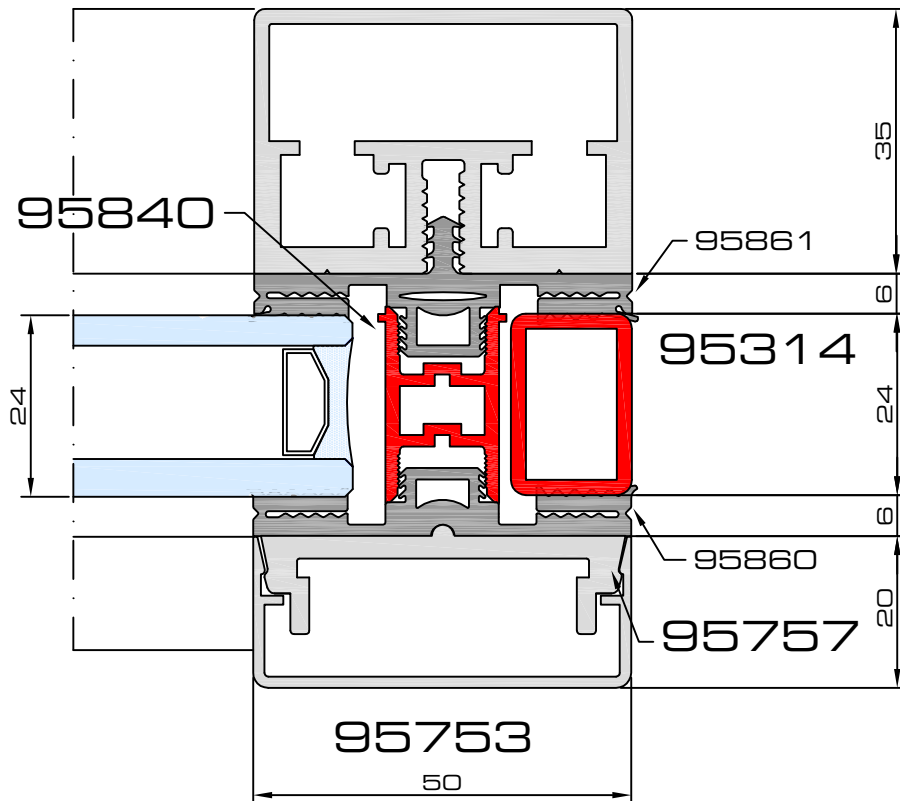


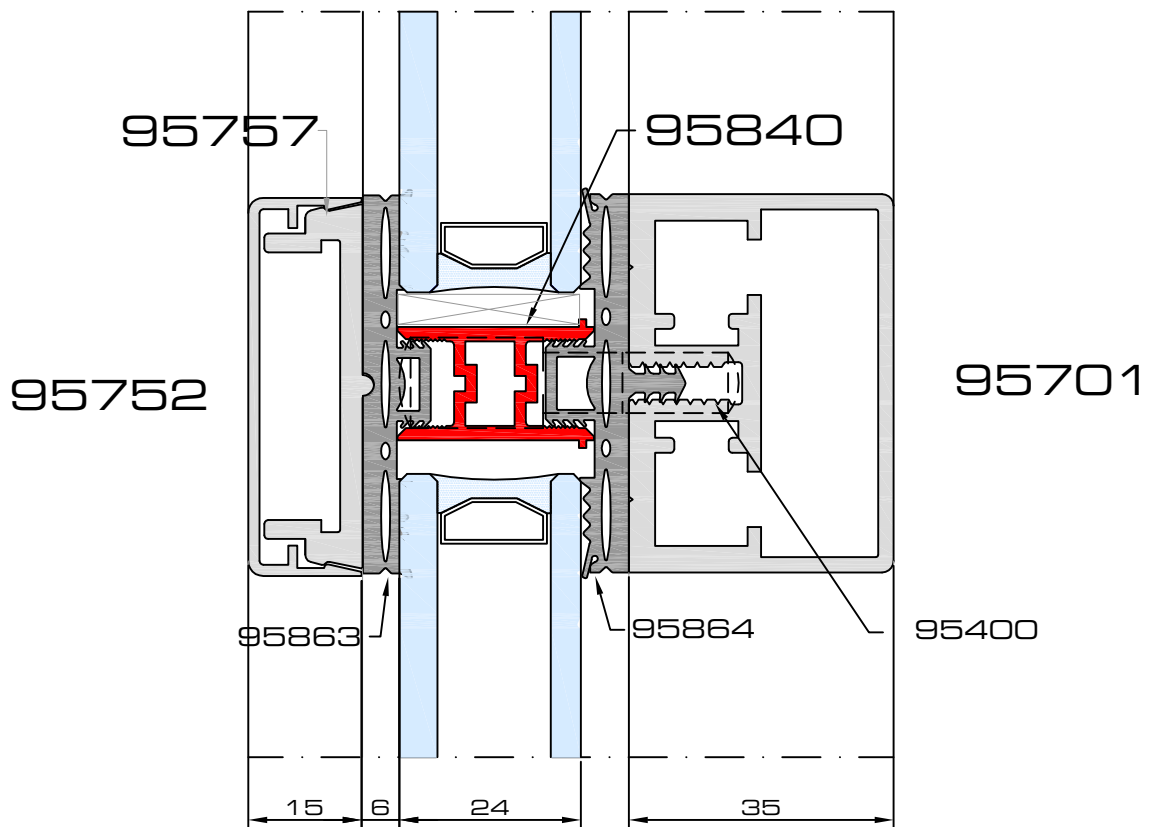
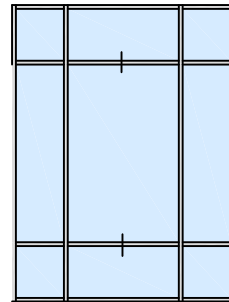
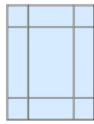


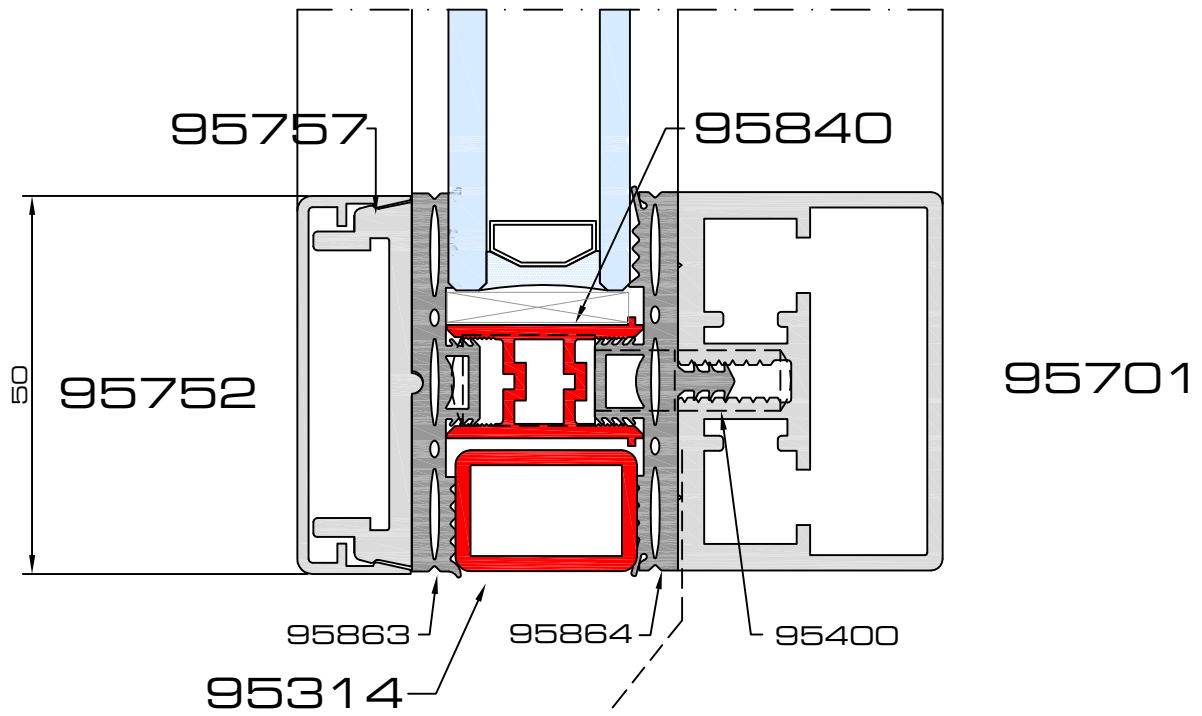
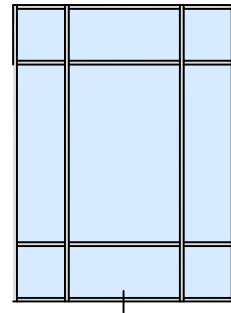



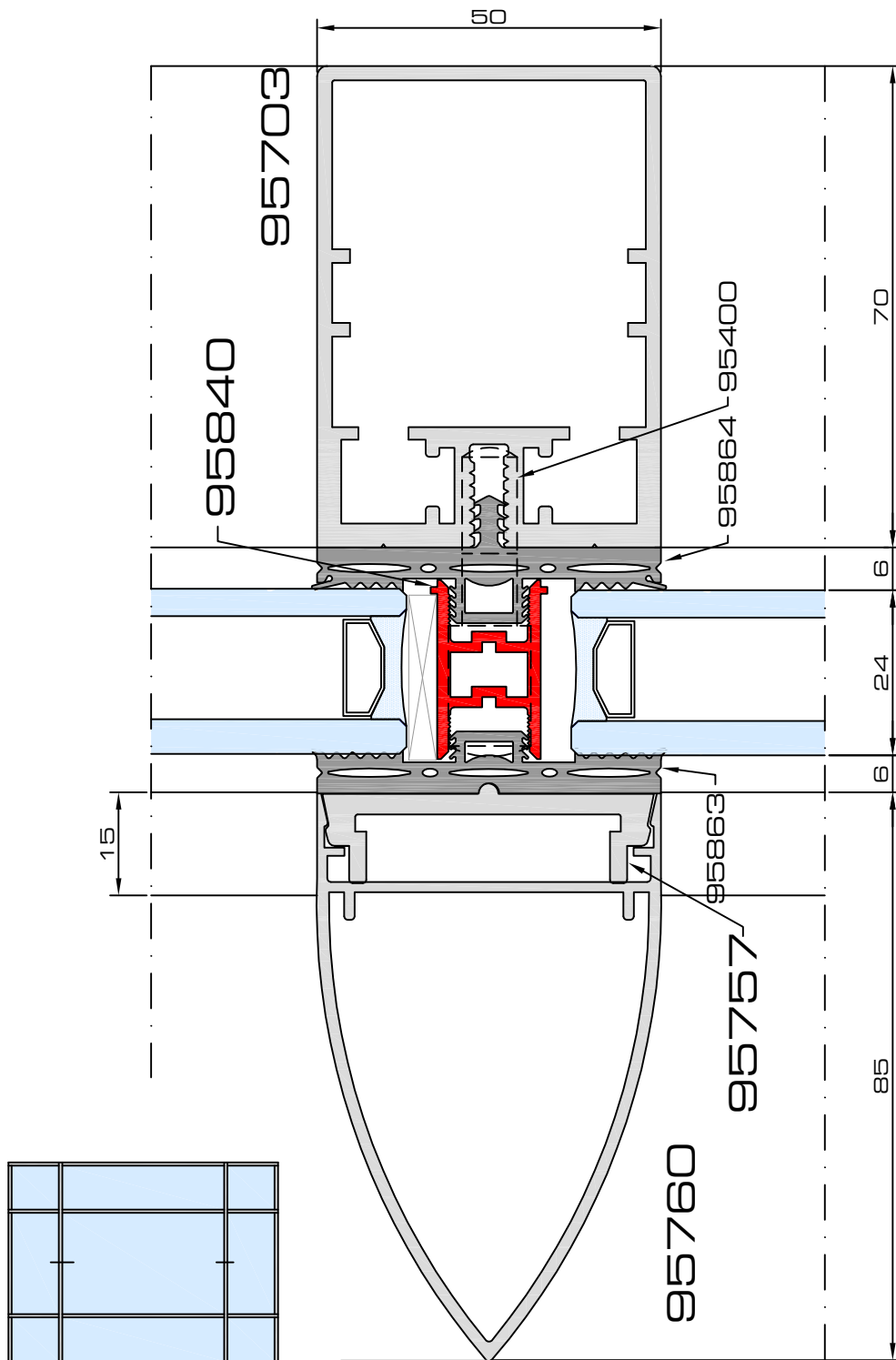
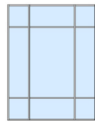


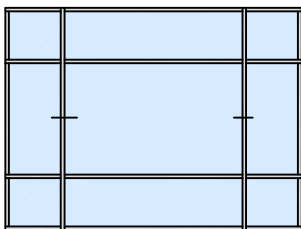
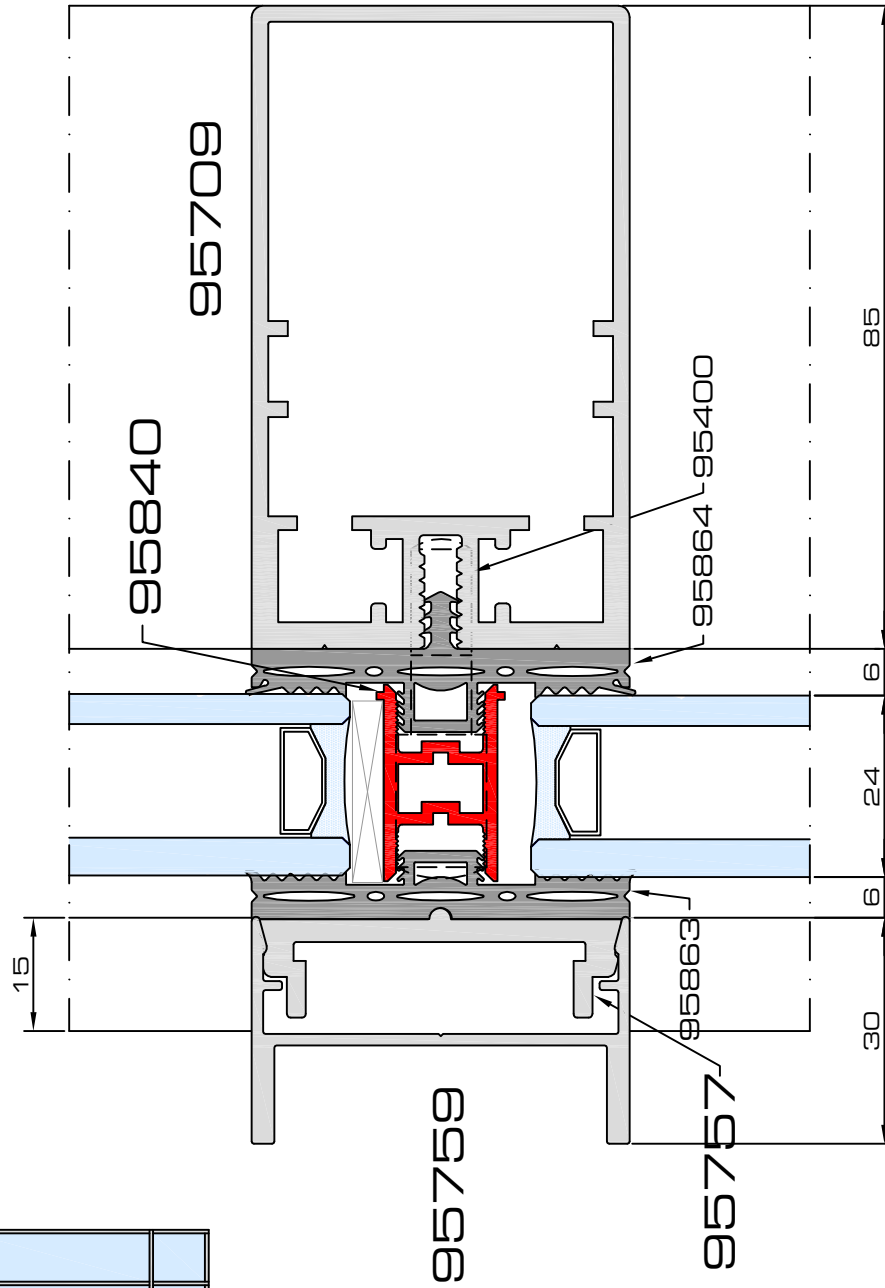

95701

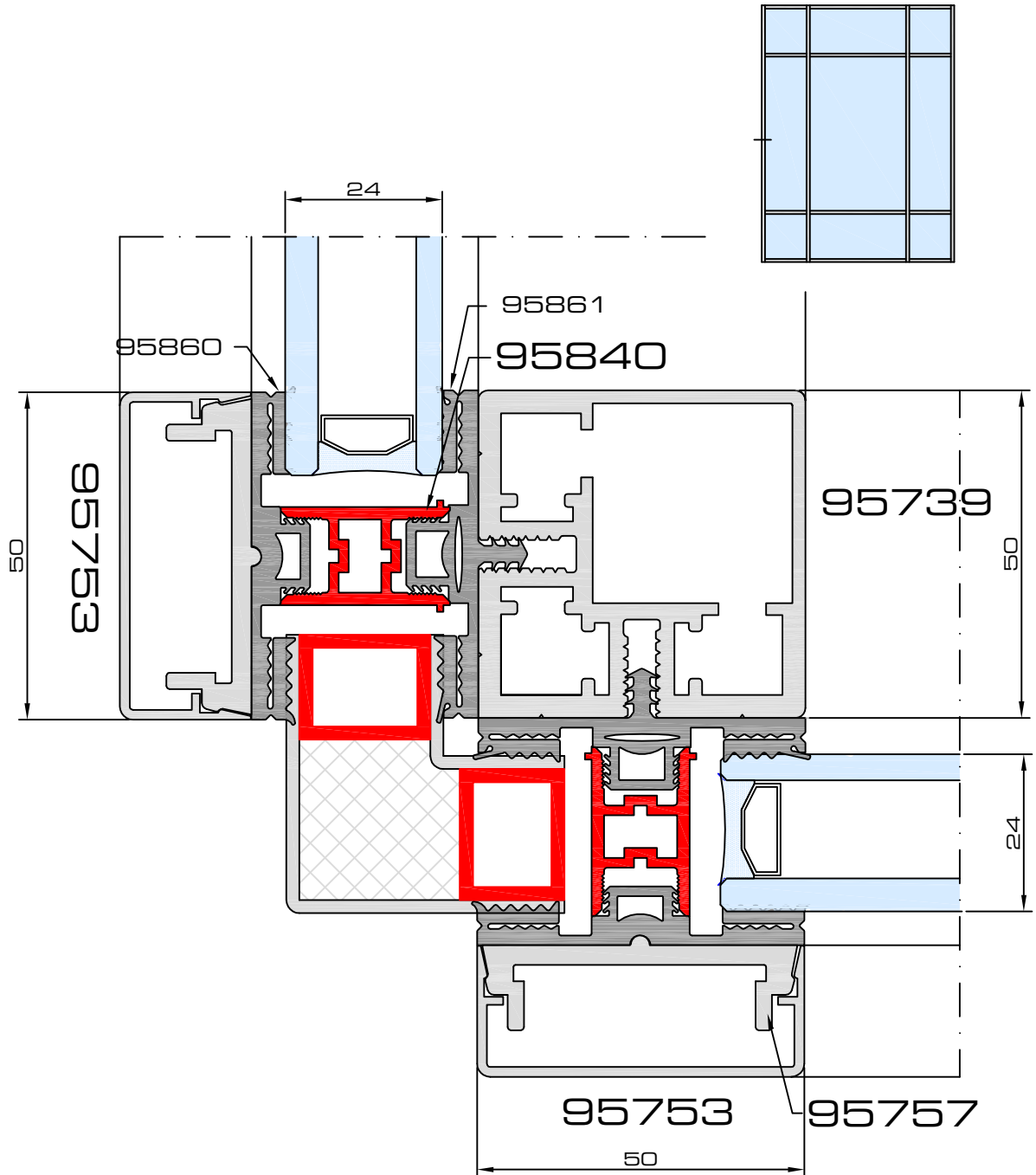
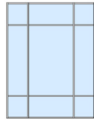


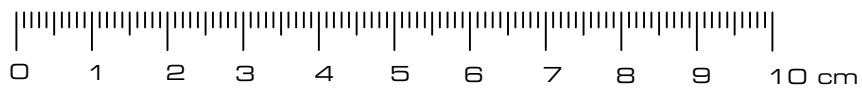
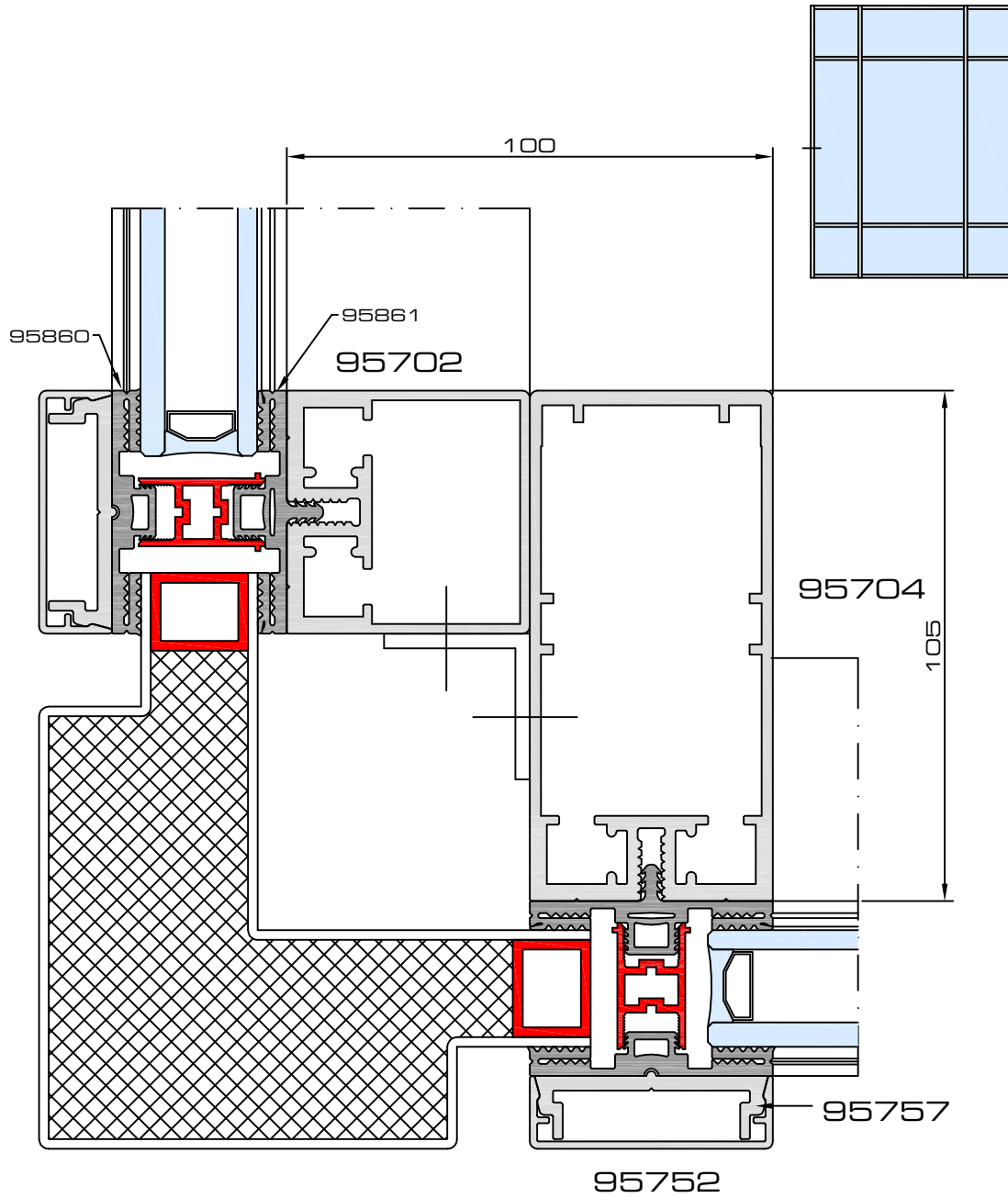



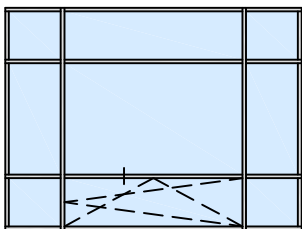
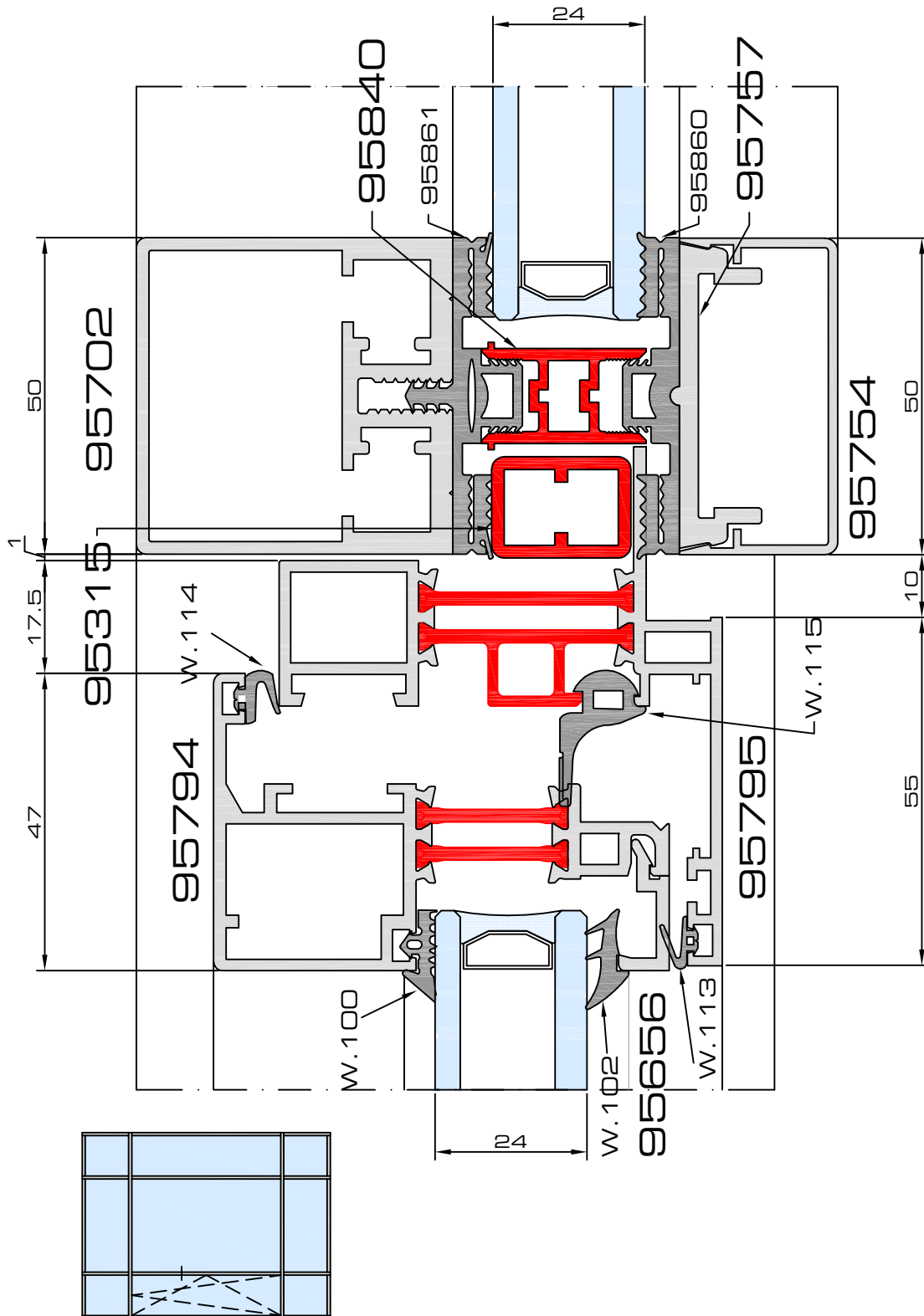
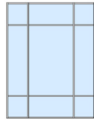


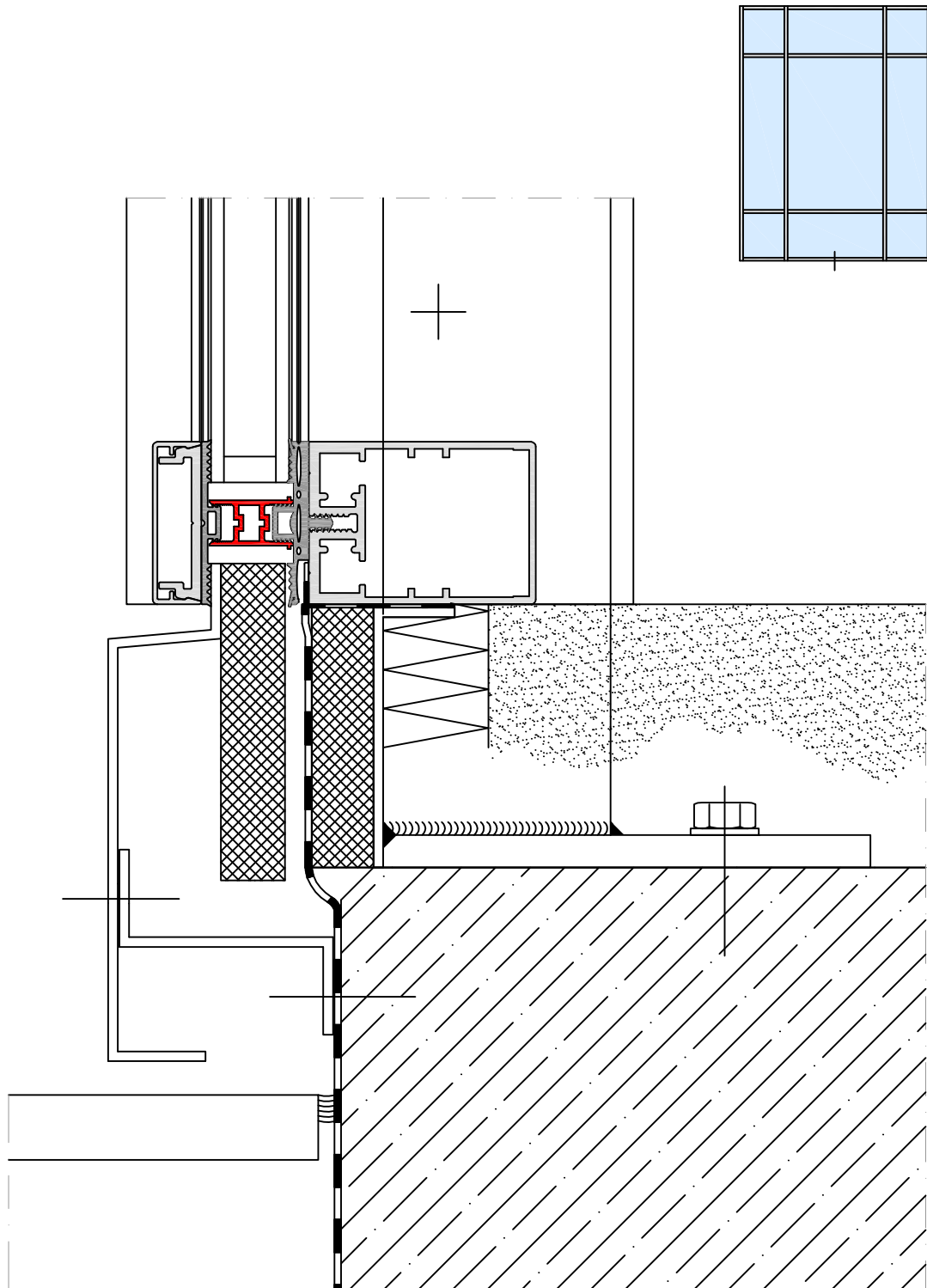



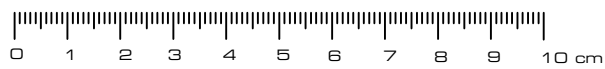
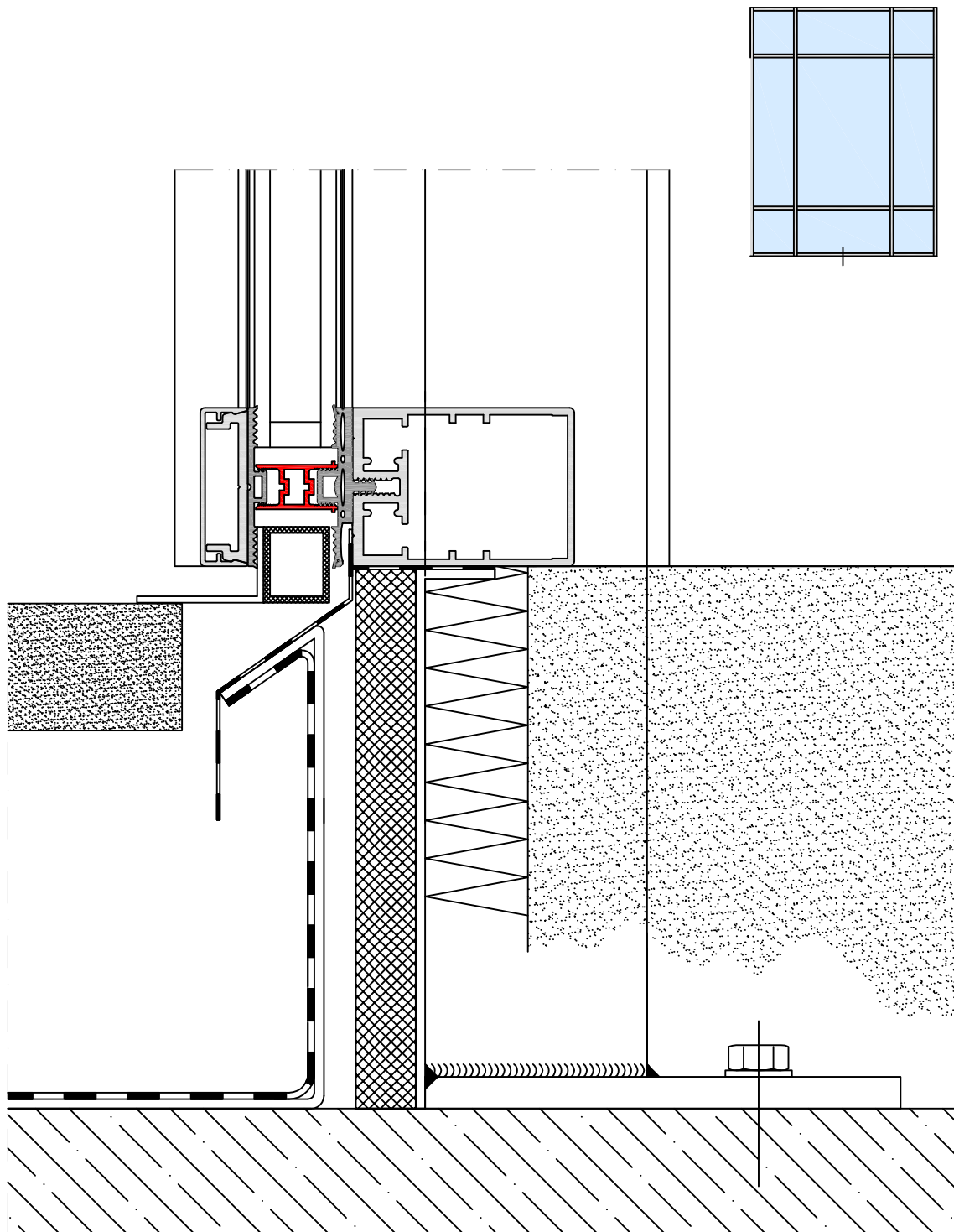
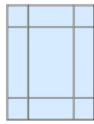


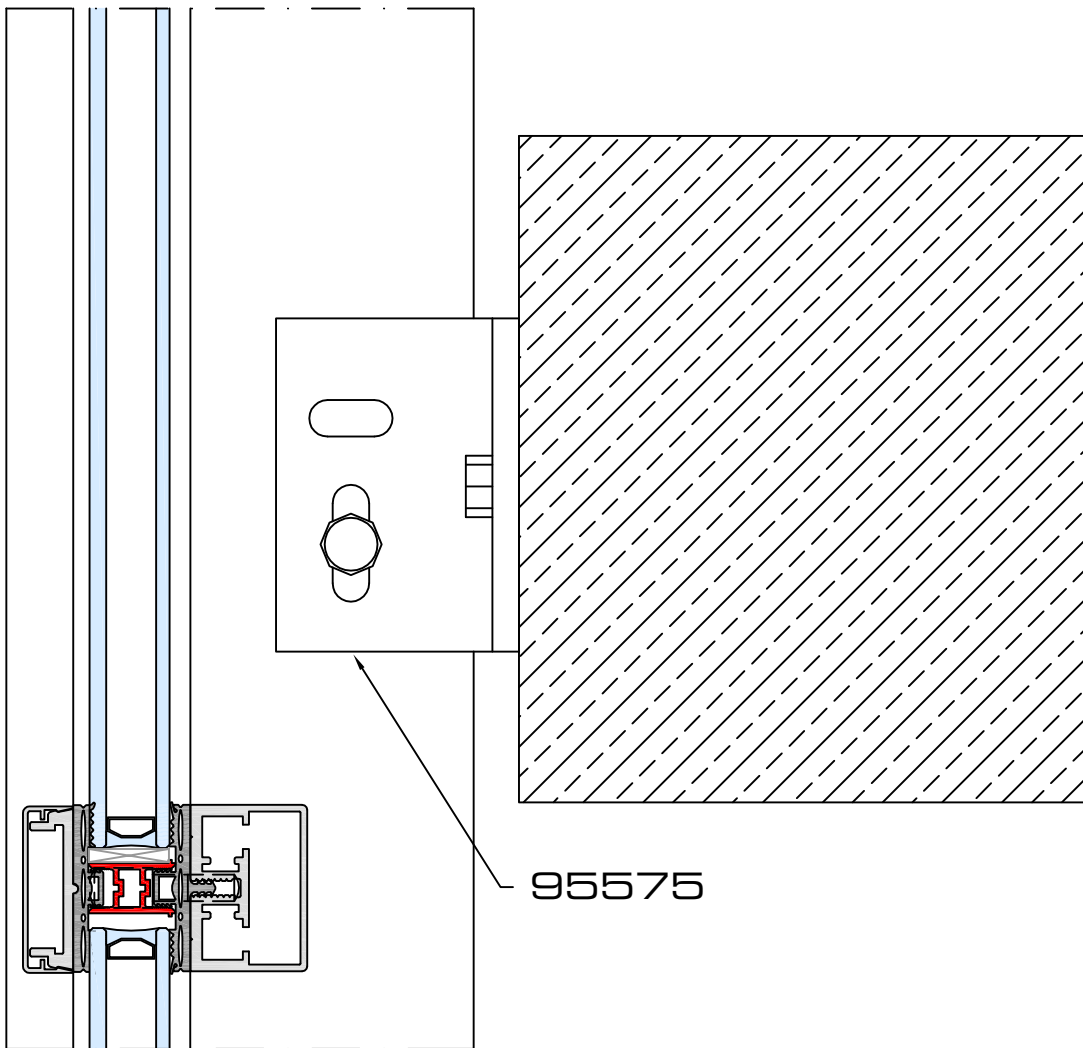
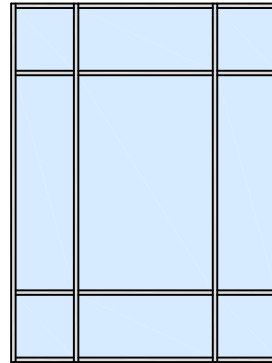
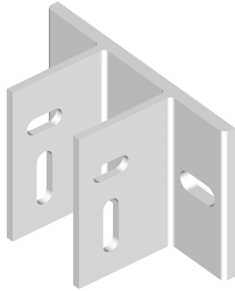



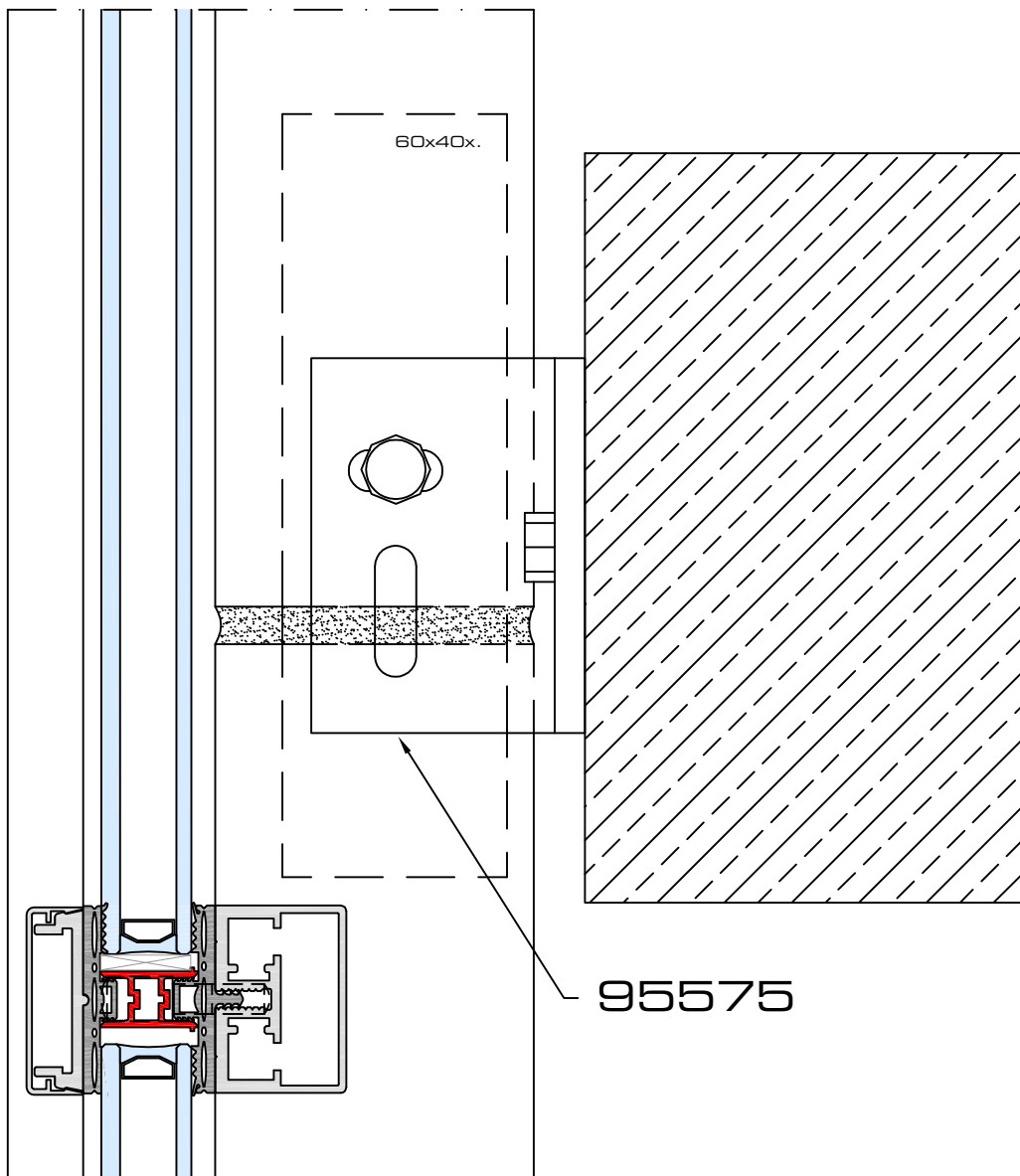
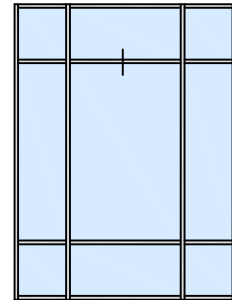
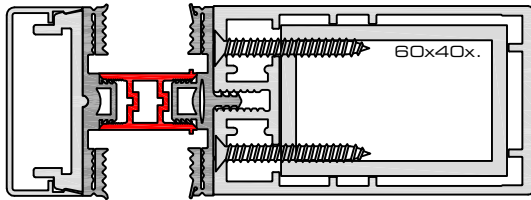
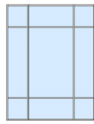




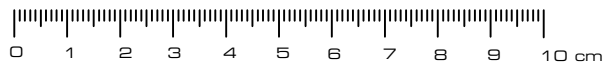
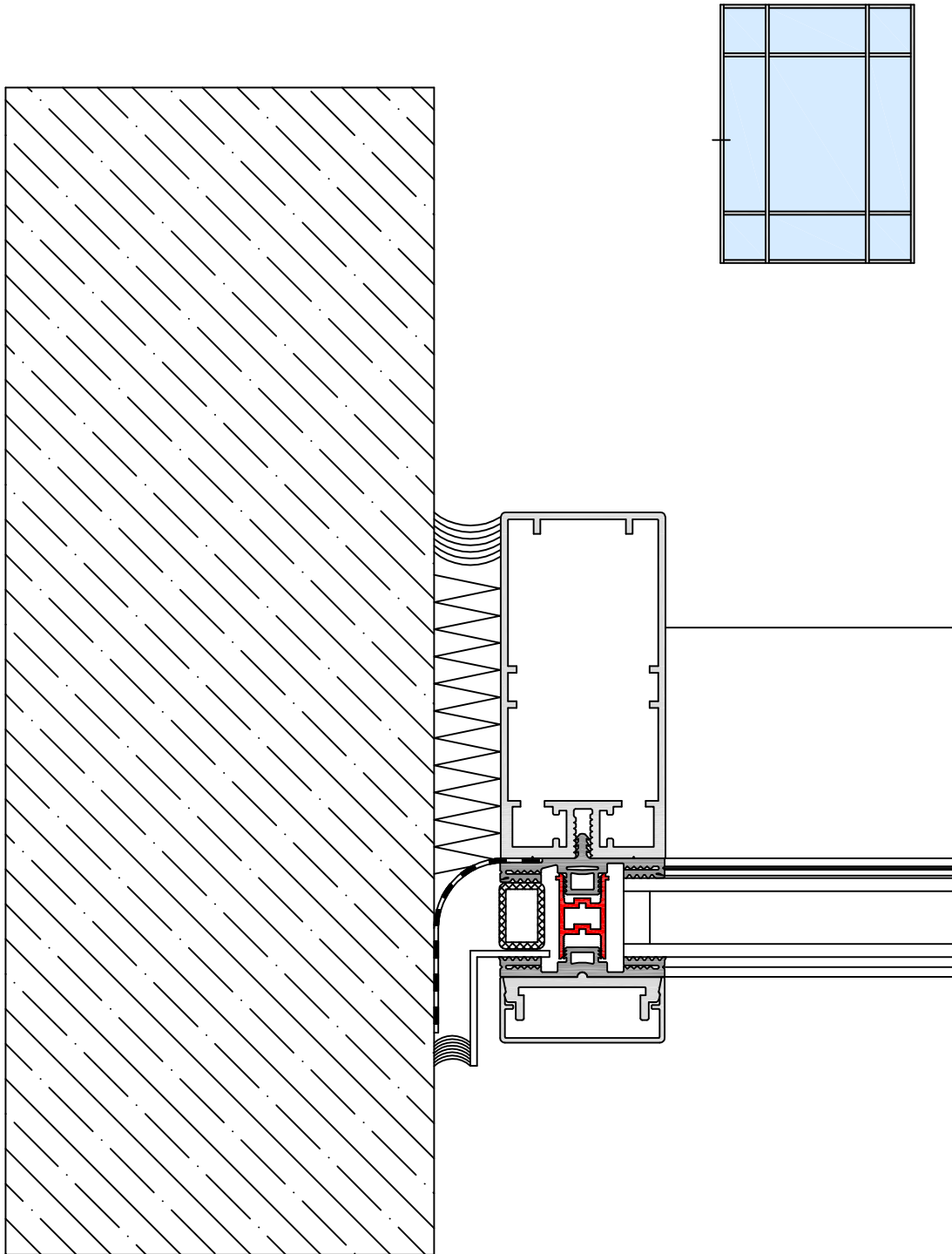



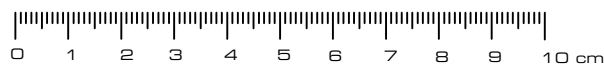
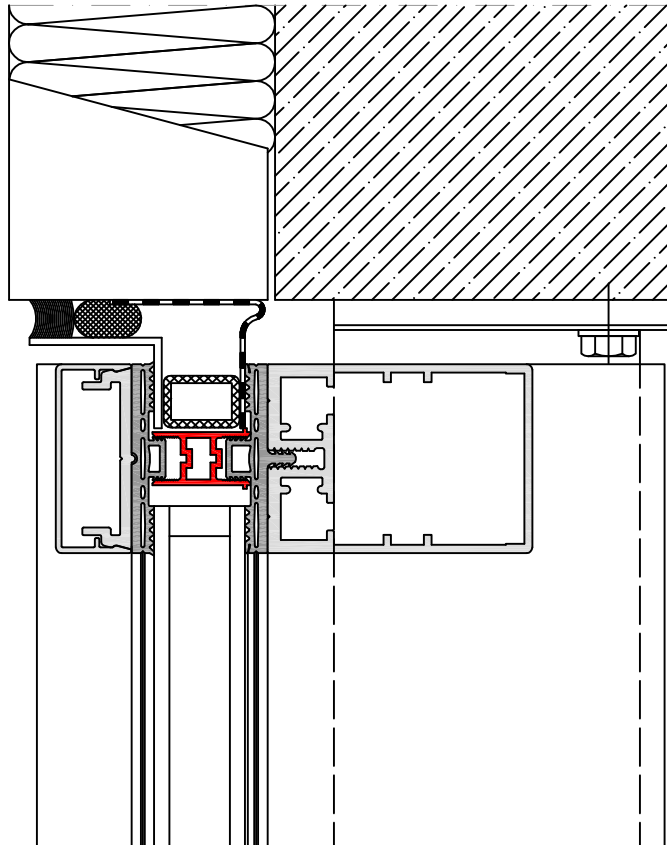
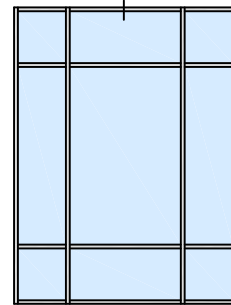
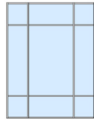


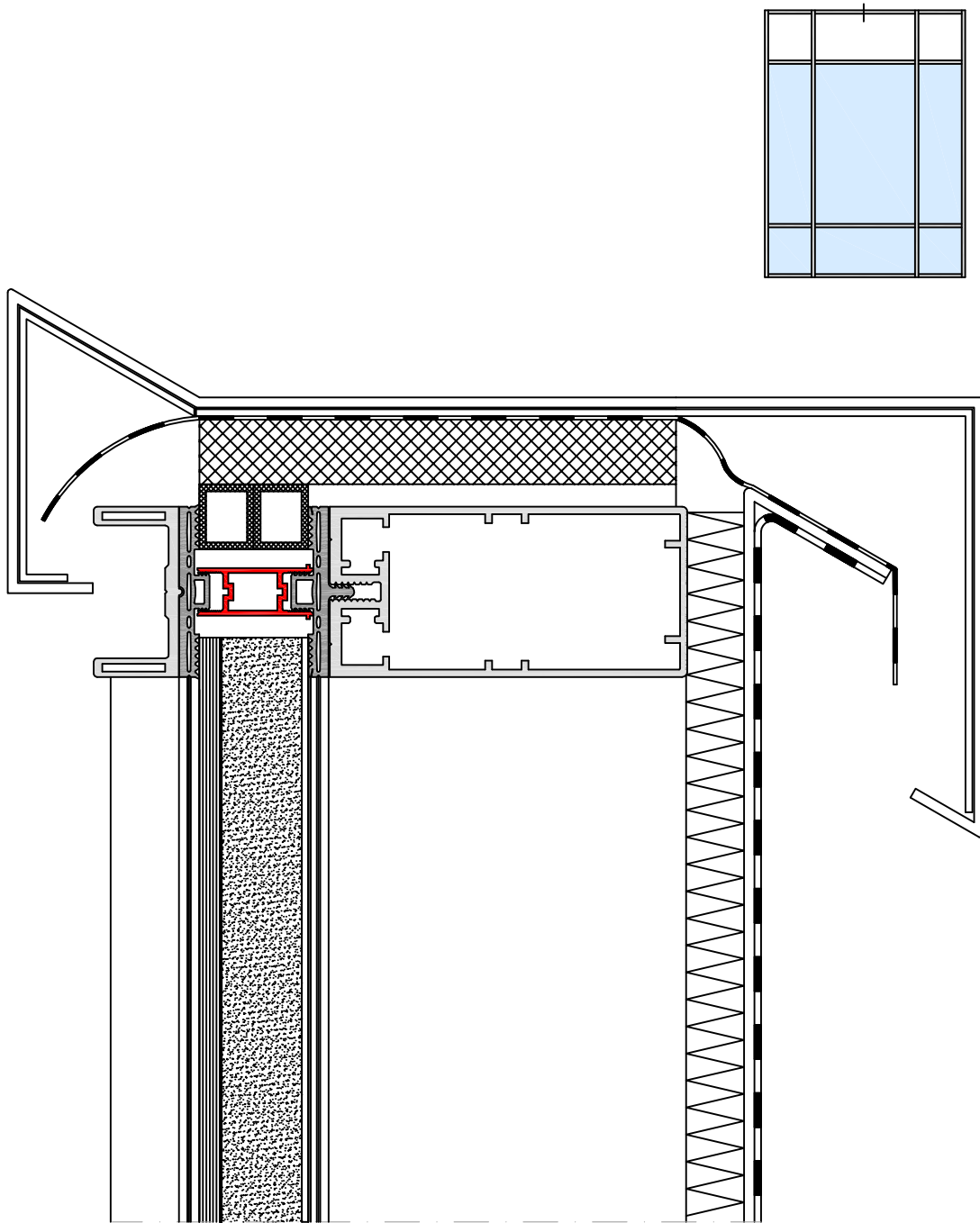



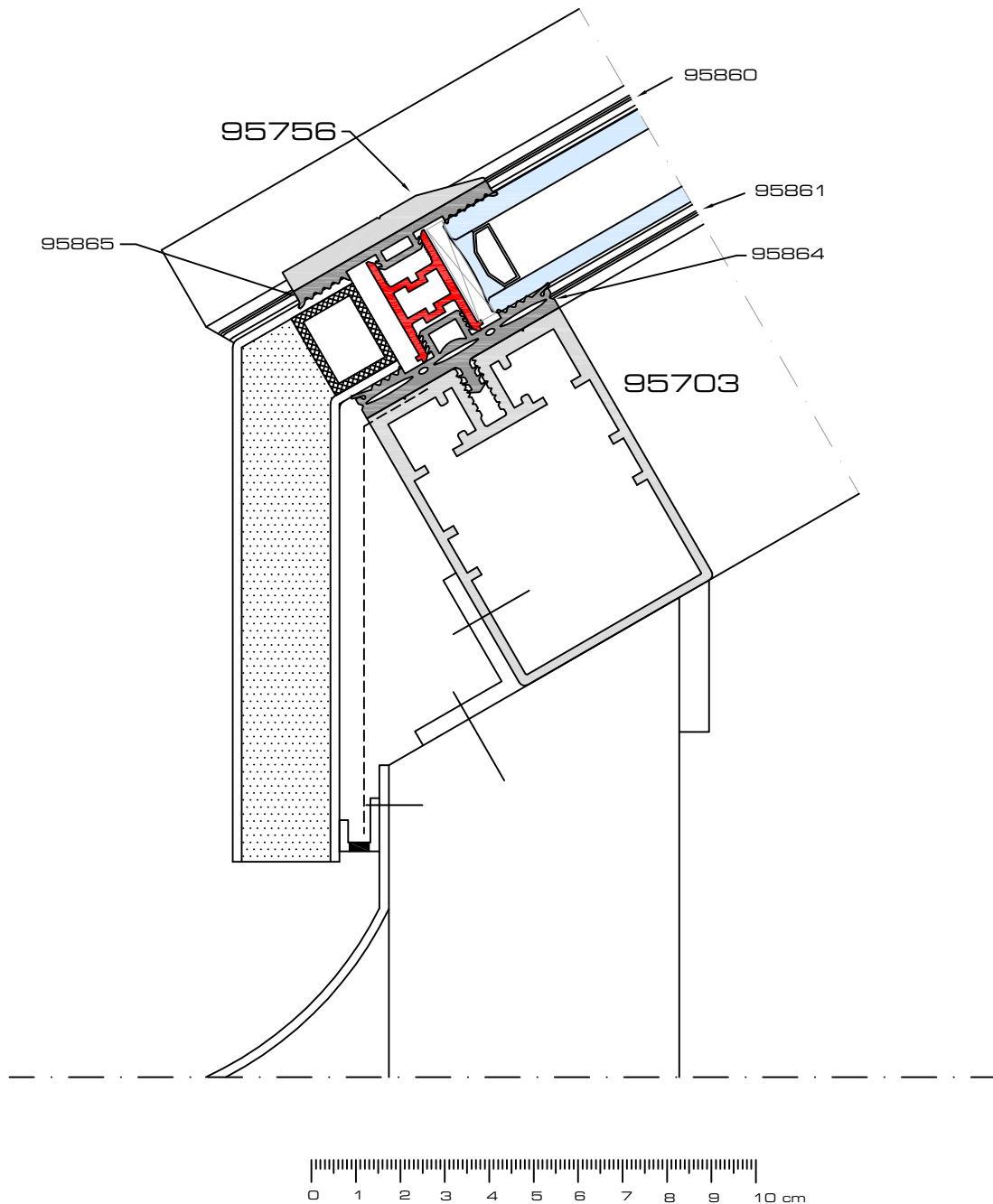
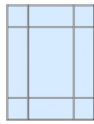


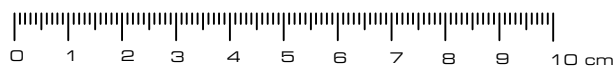
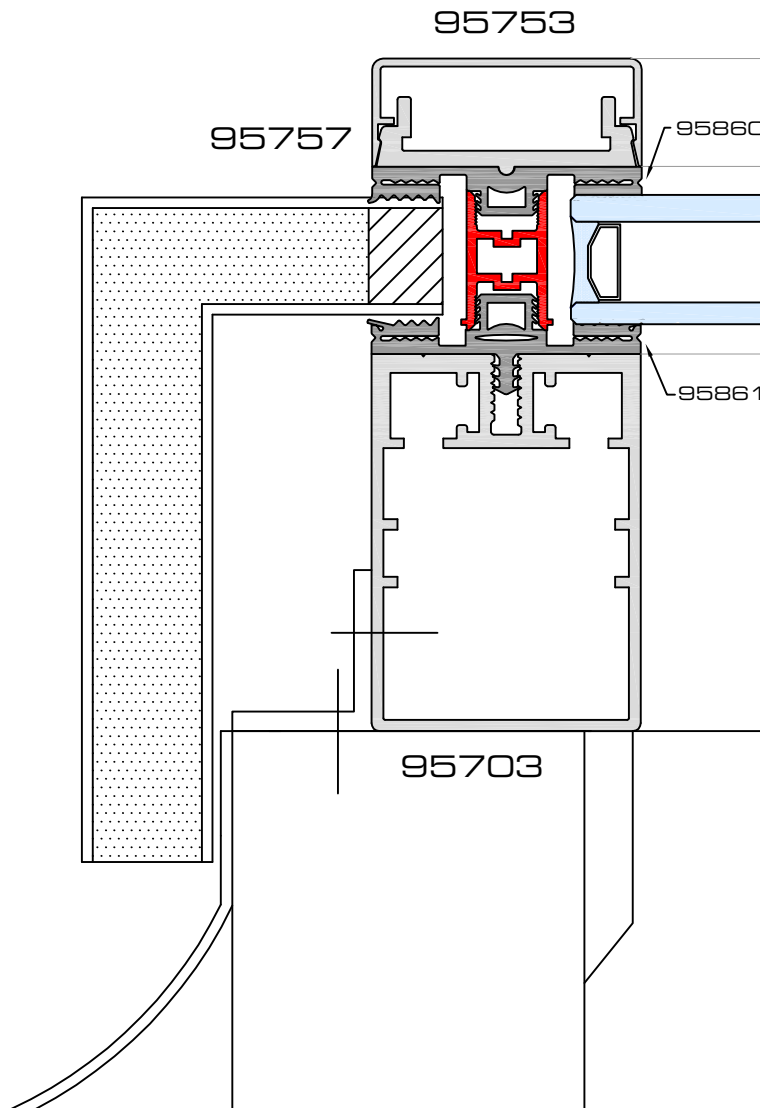

95575

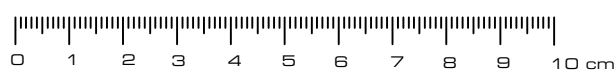
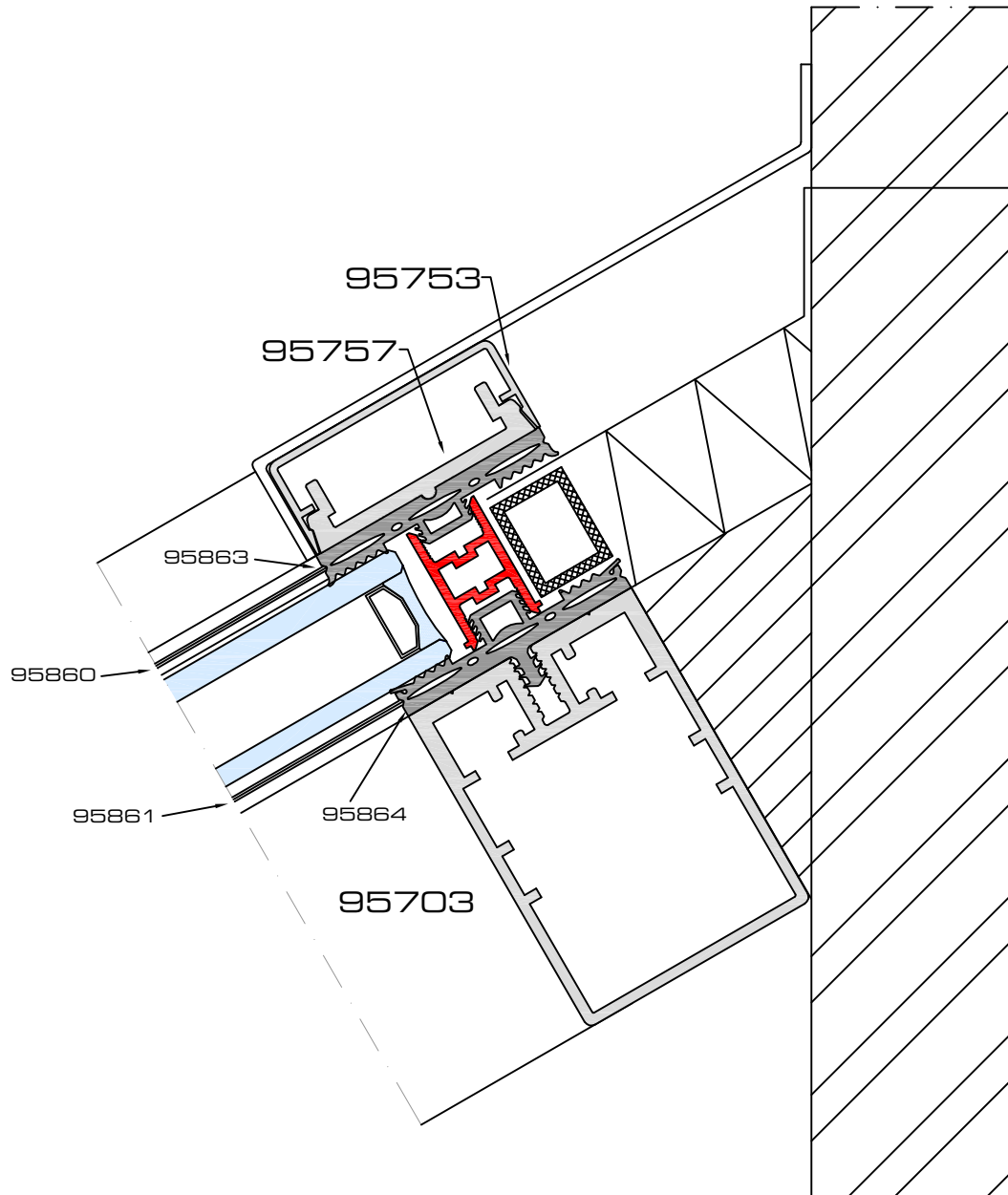
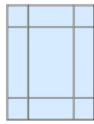


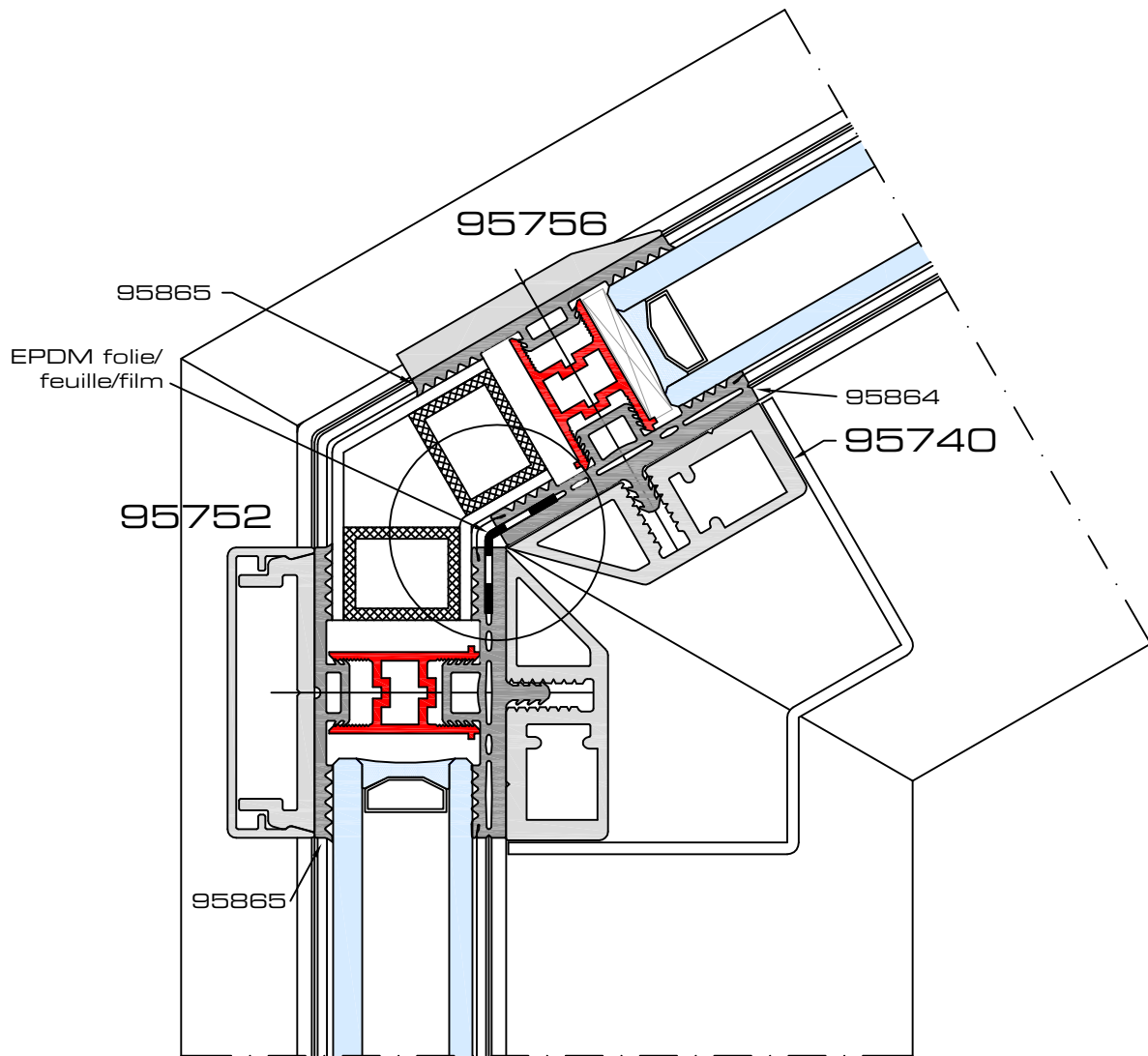



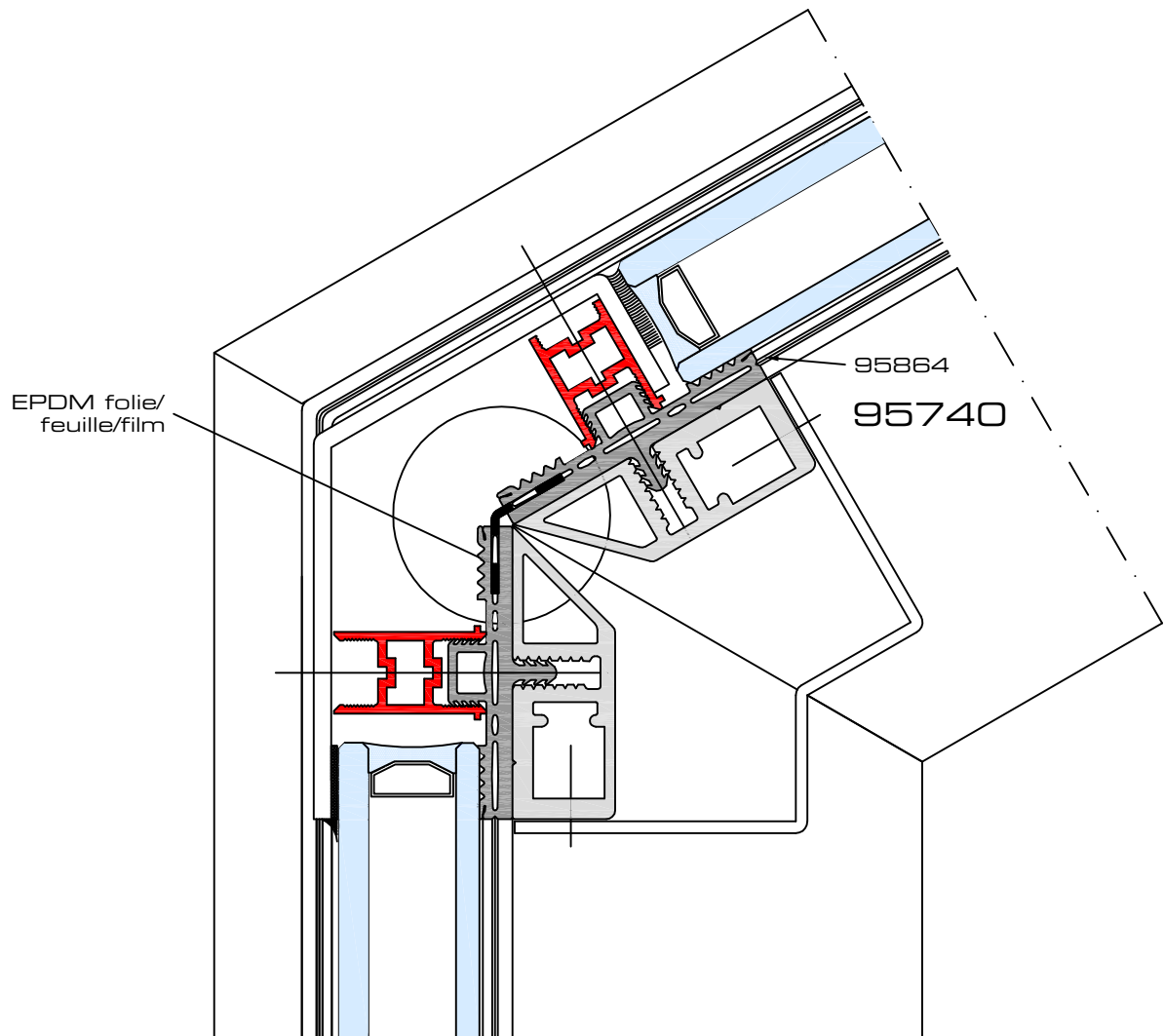
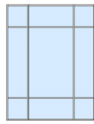


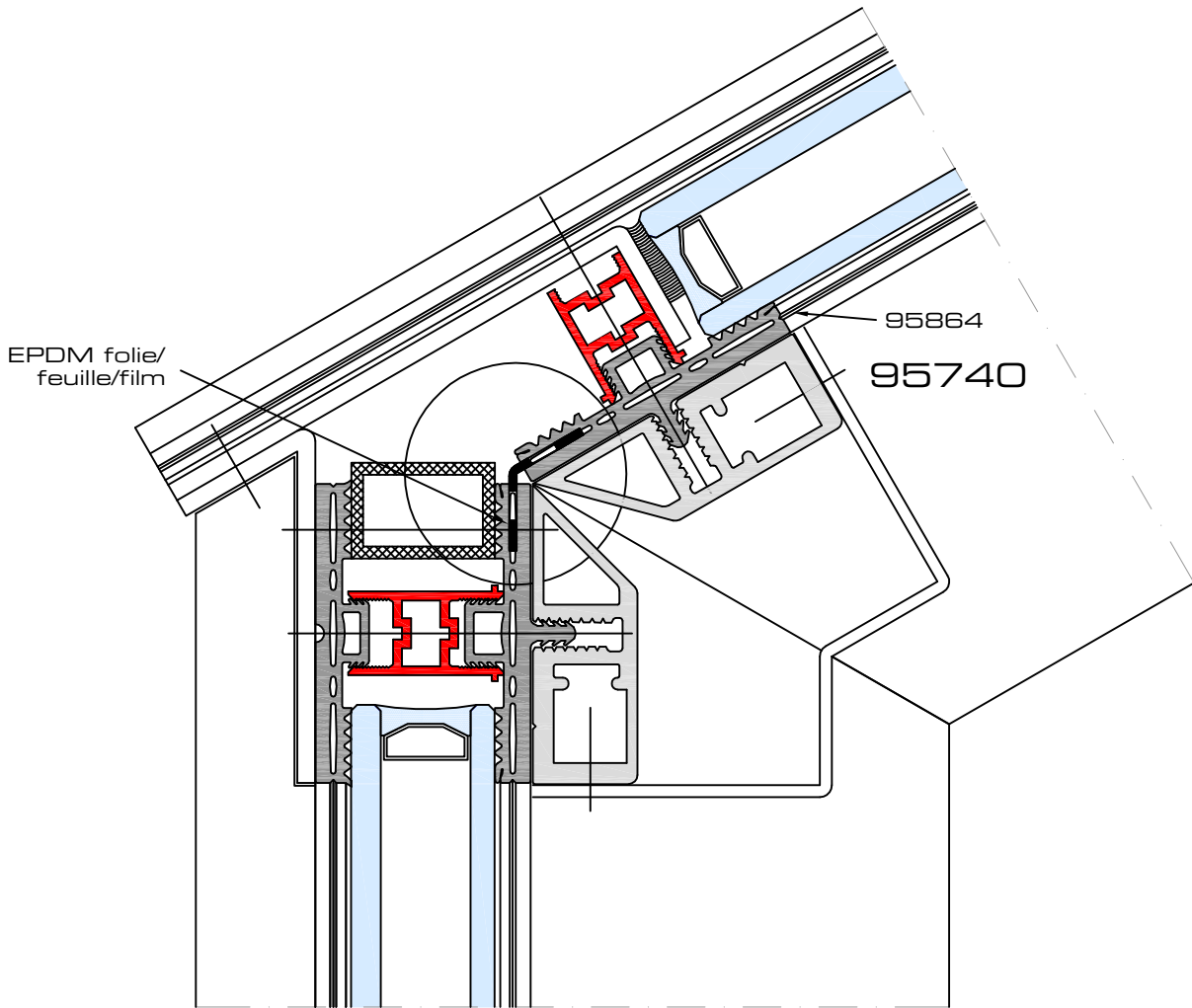



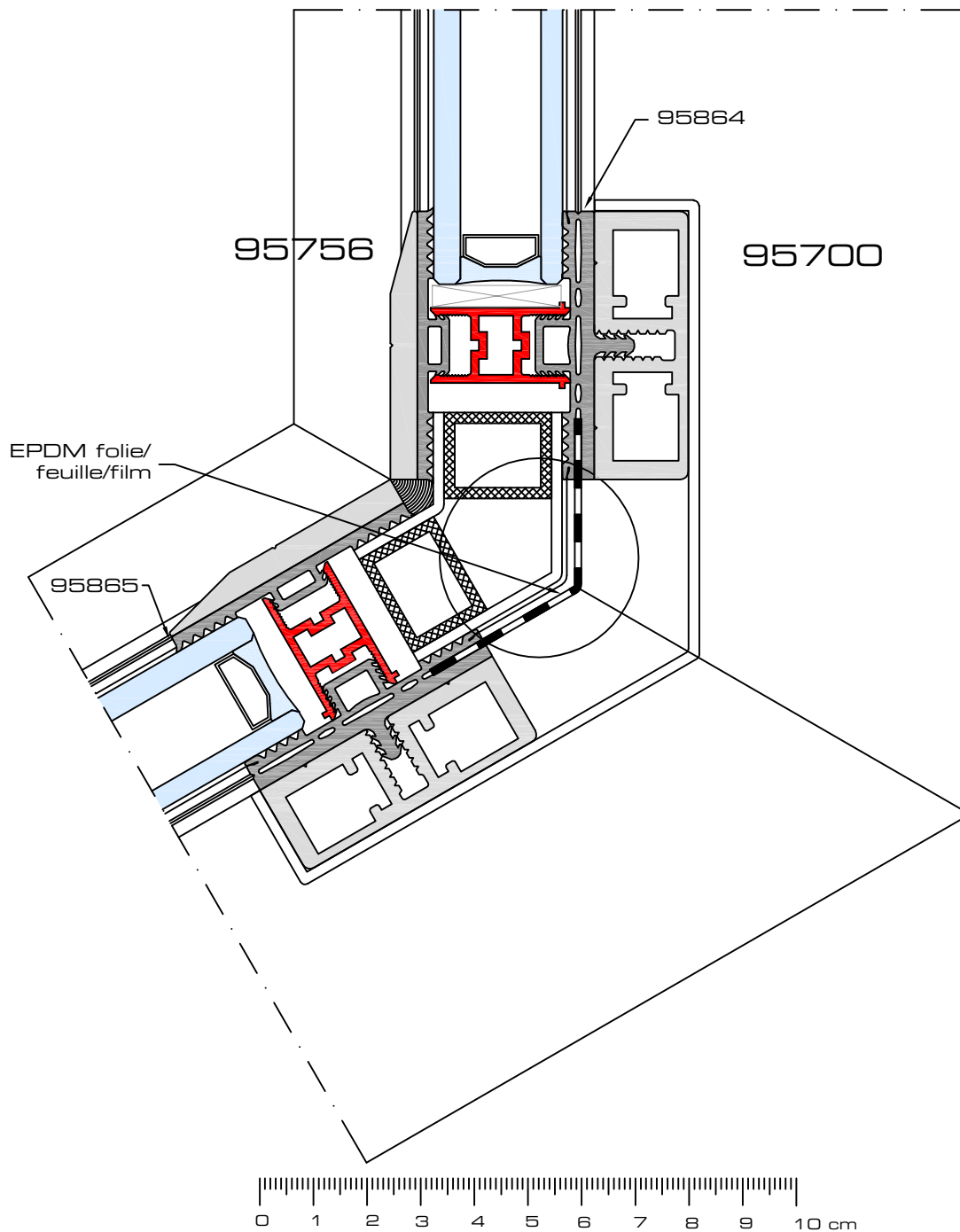
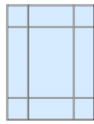


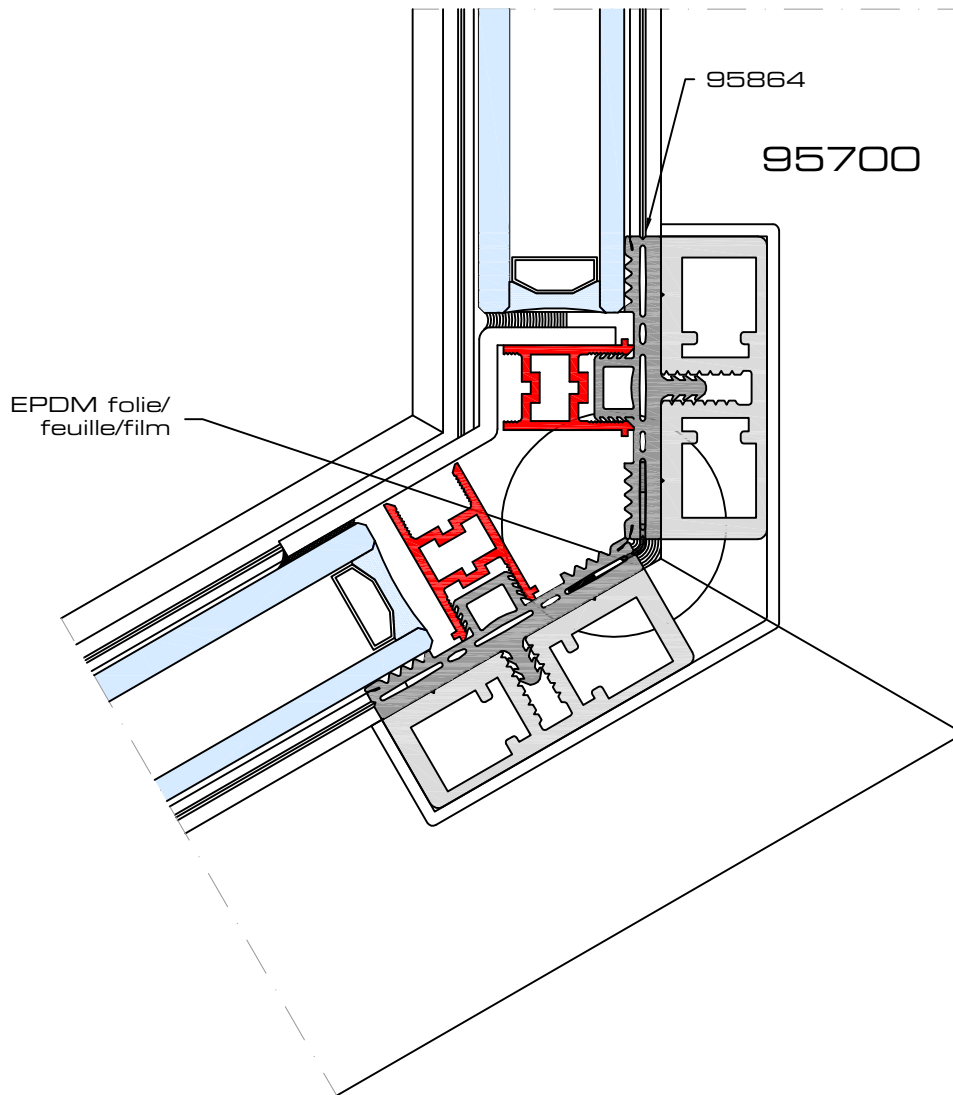



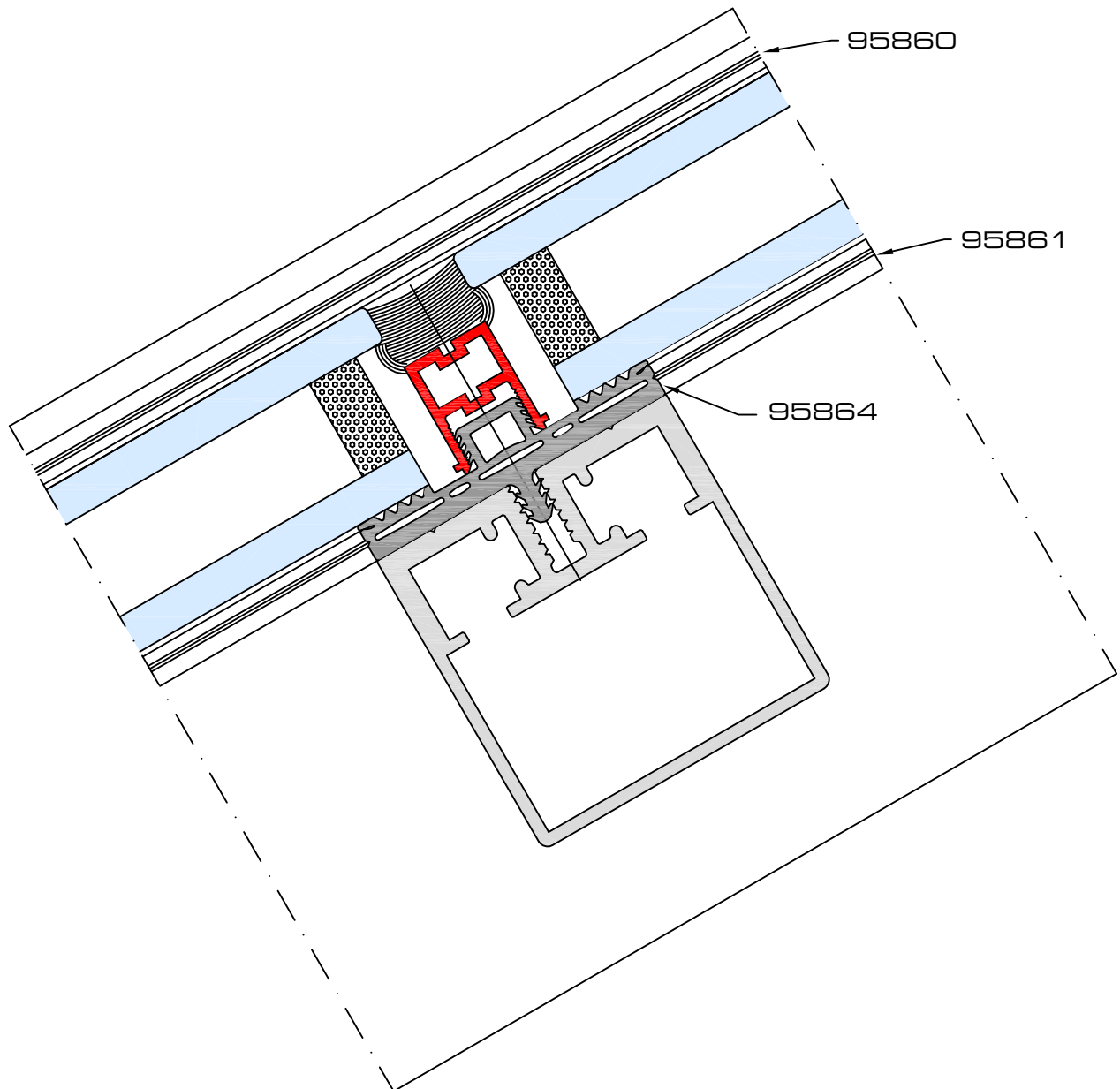
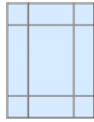


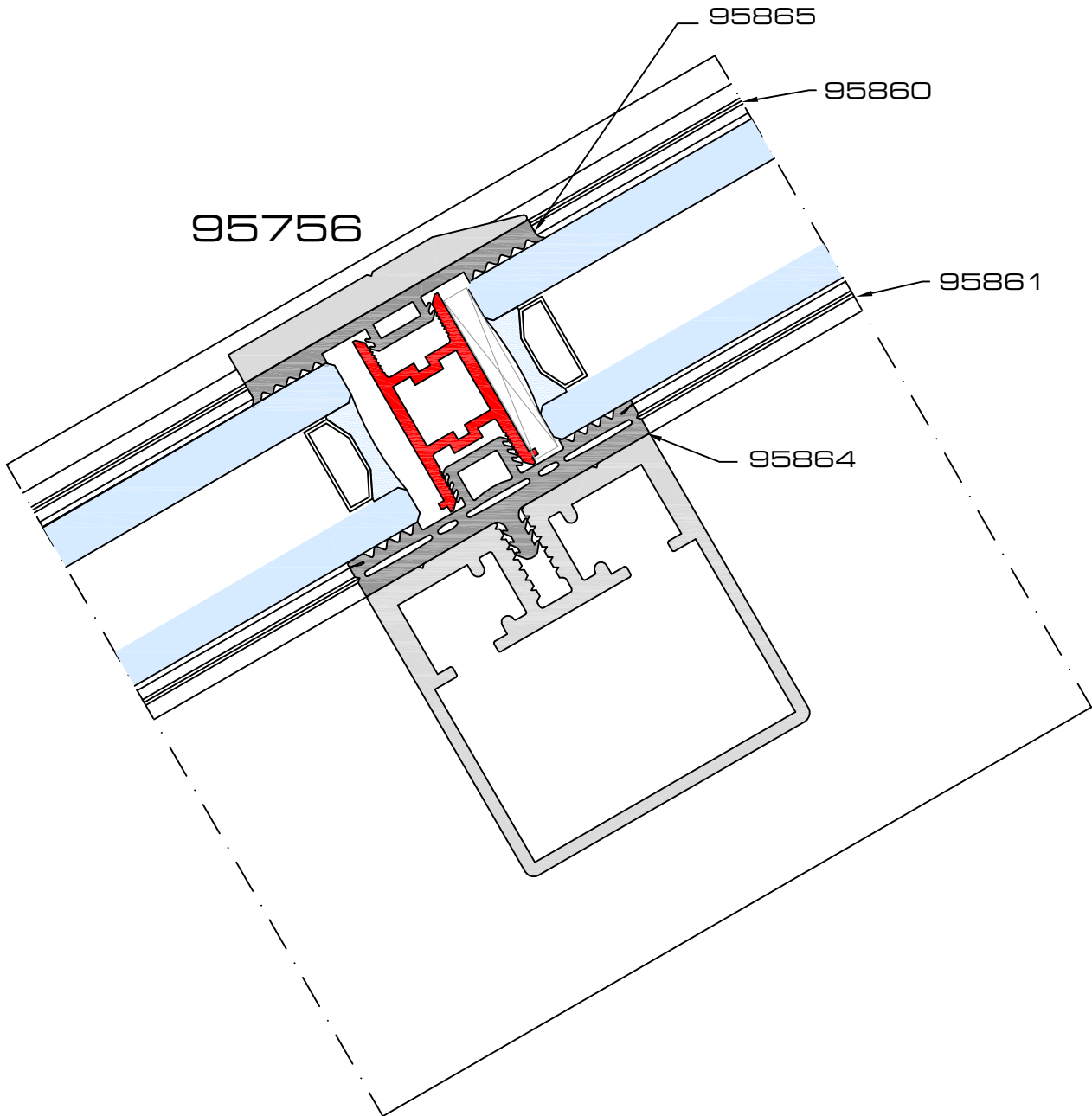



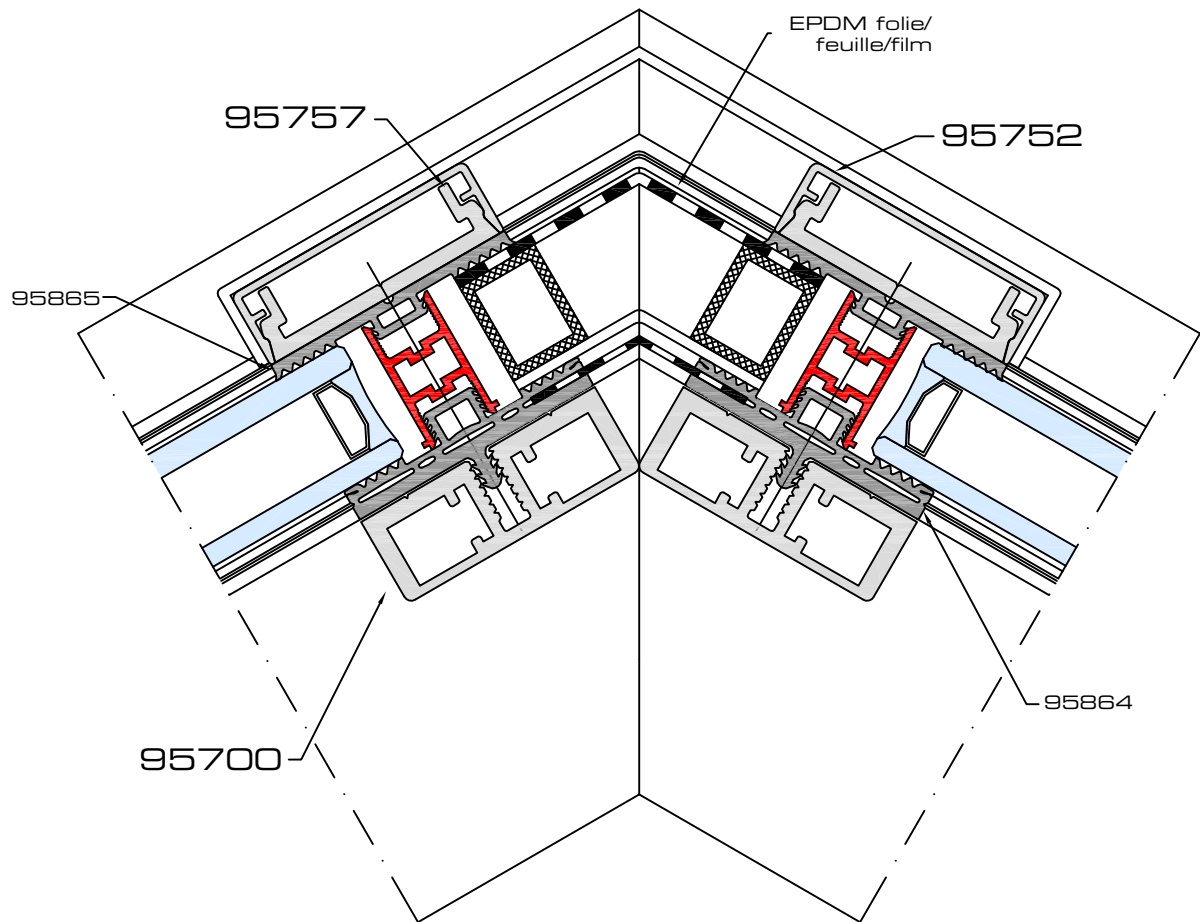
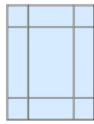


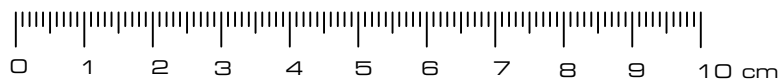
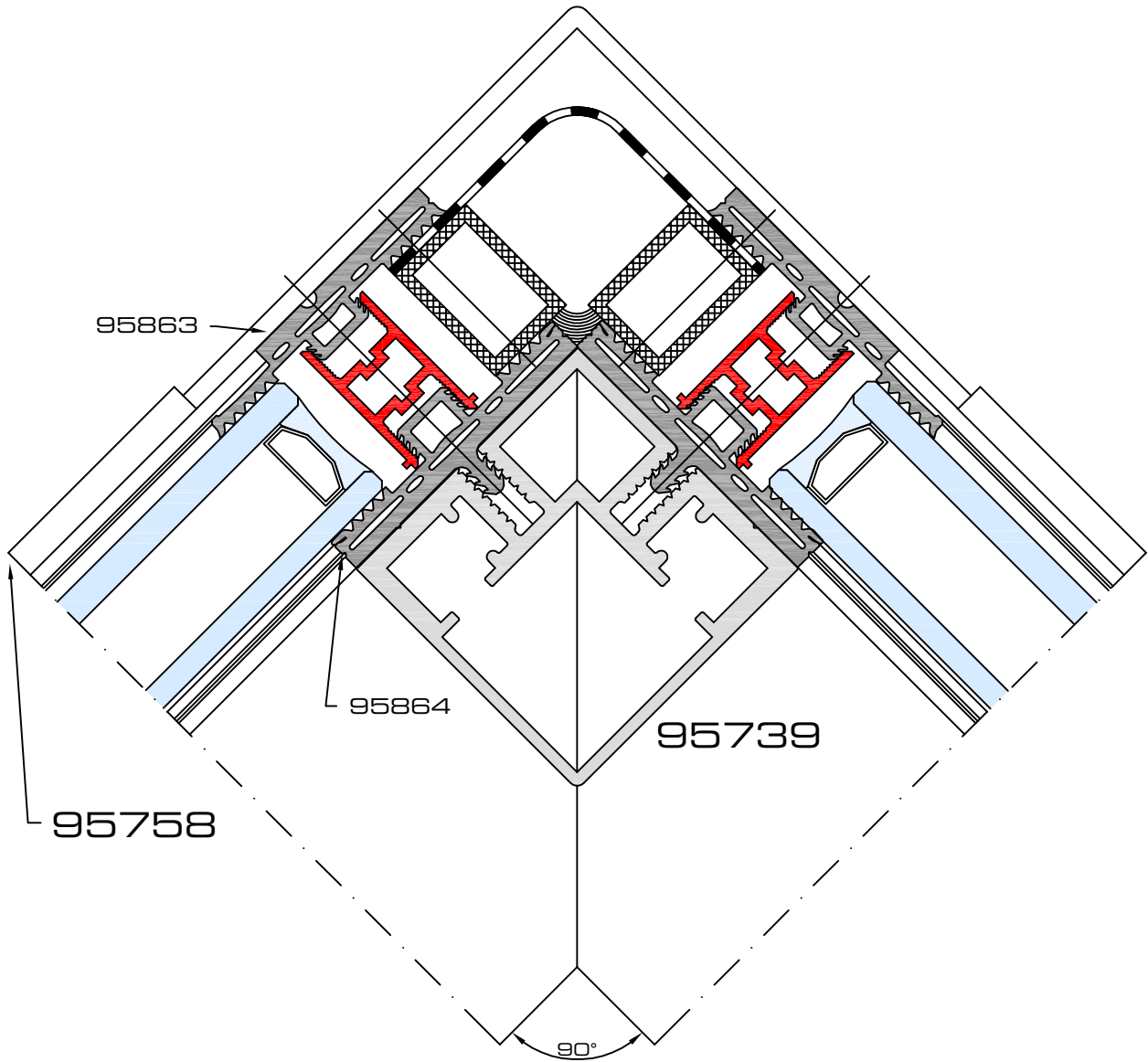



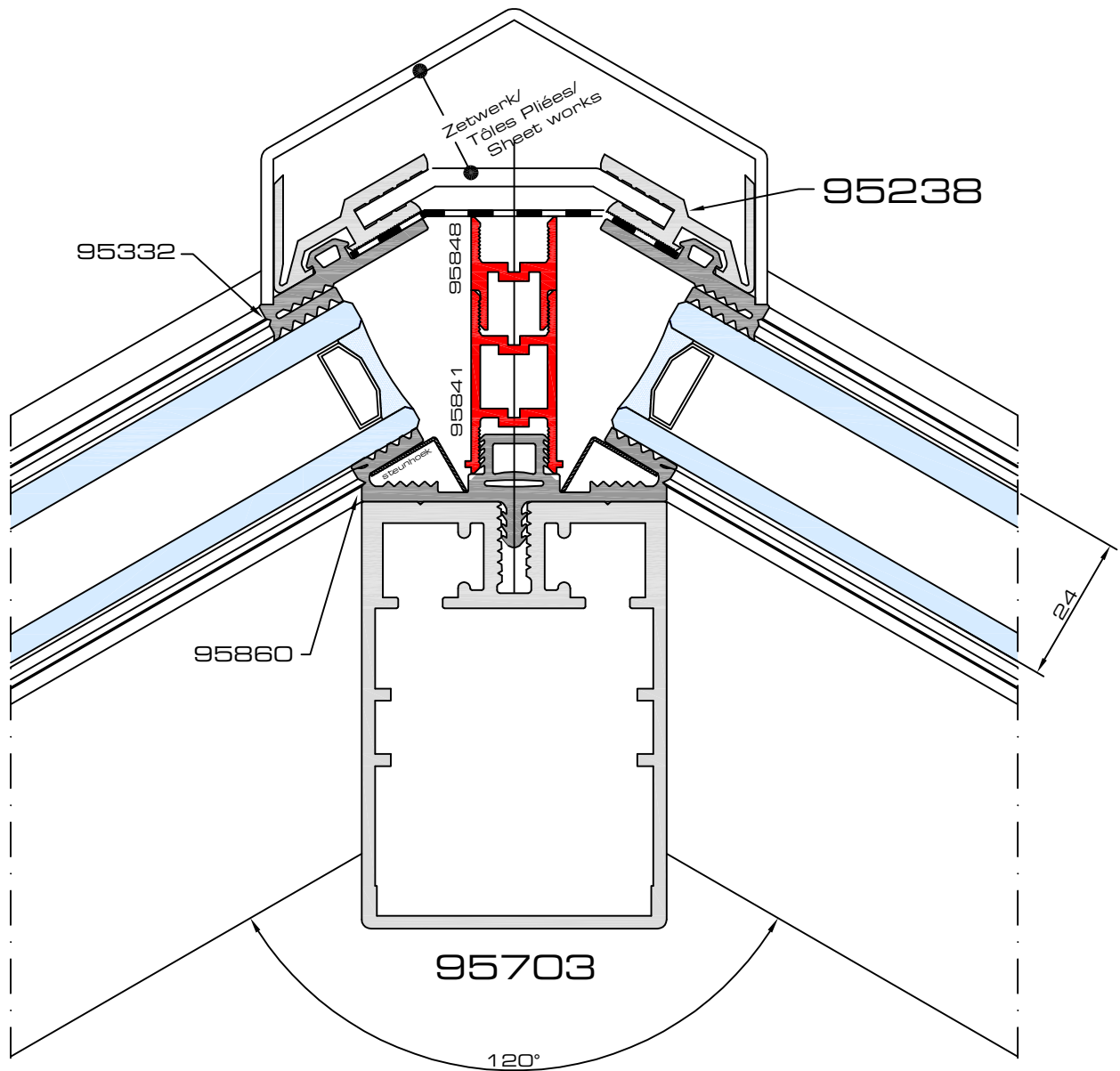
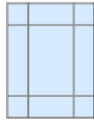


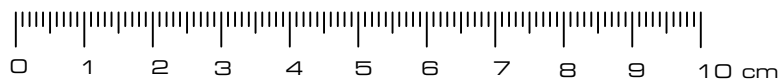
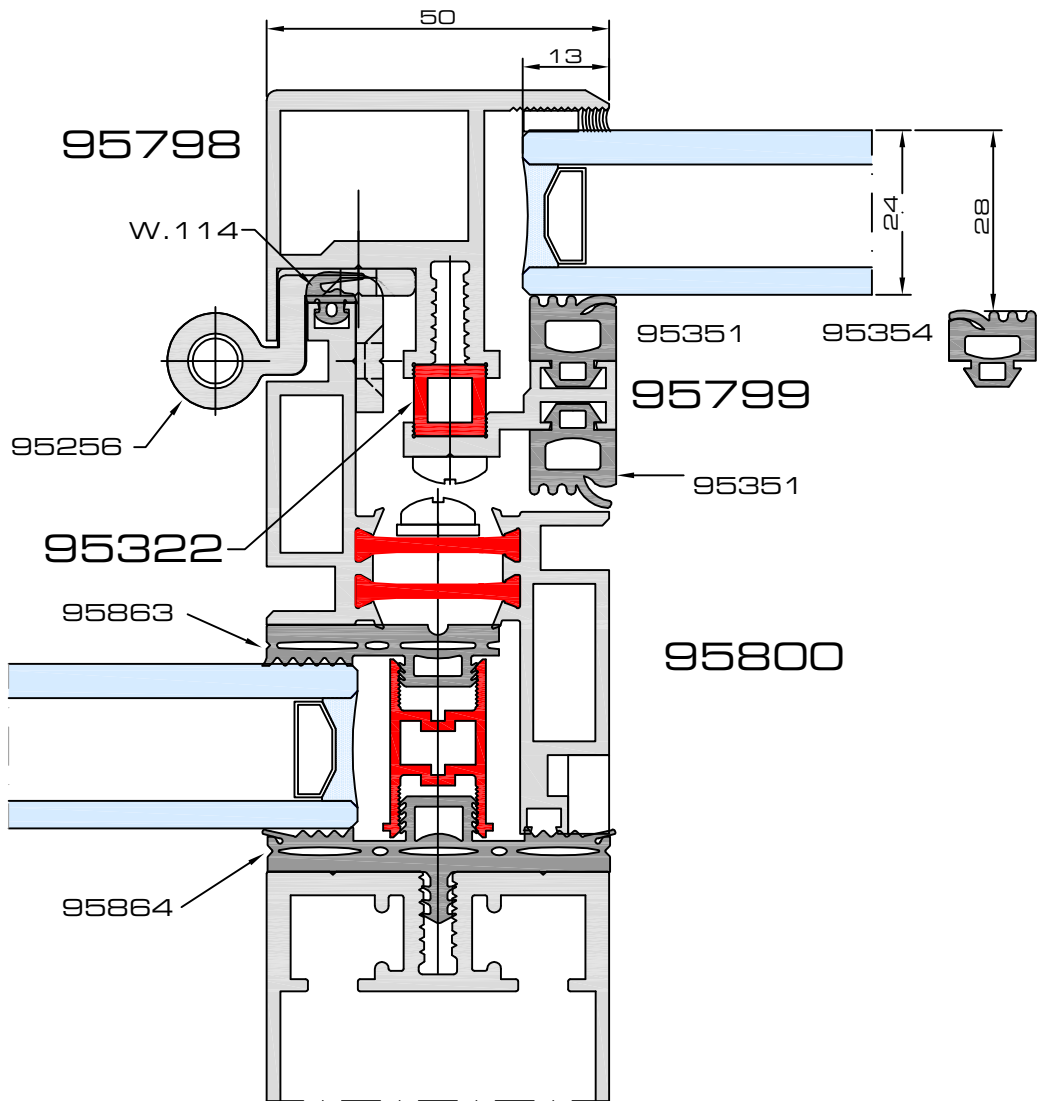



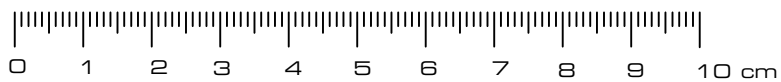
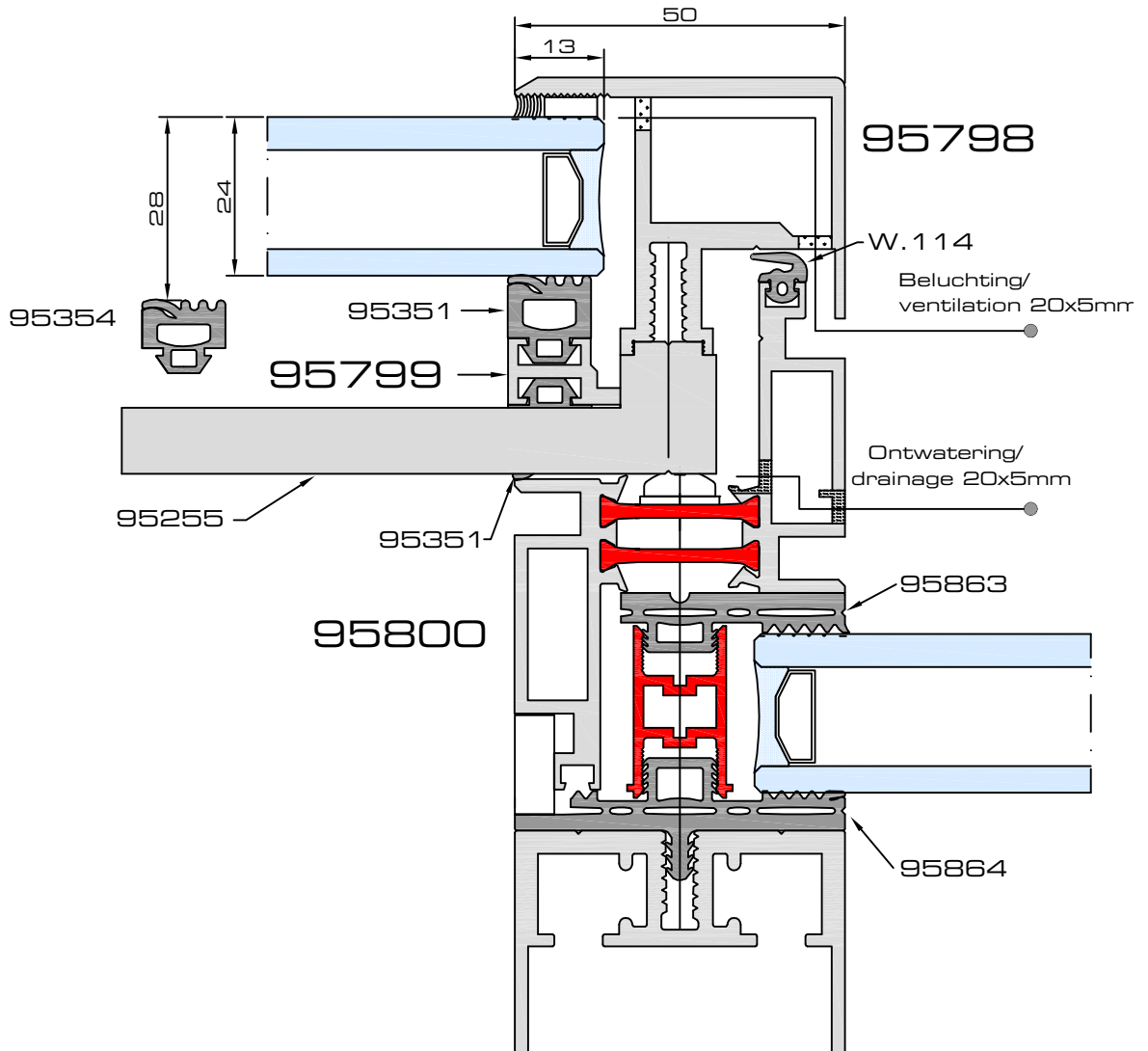
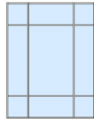


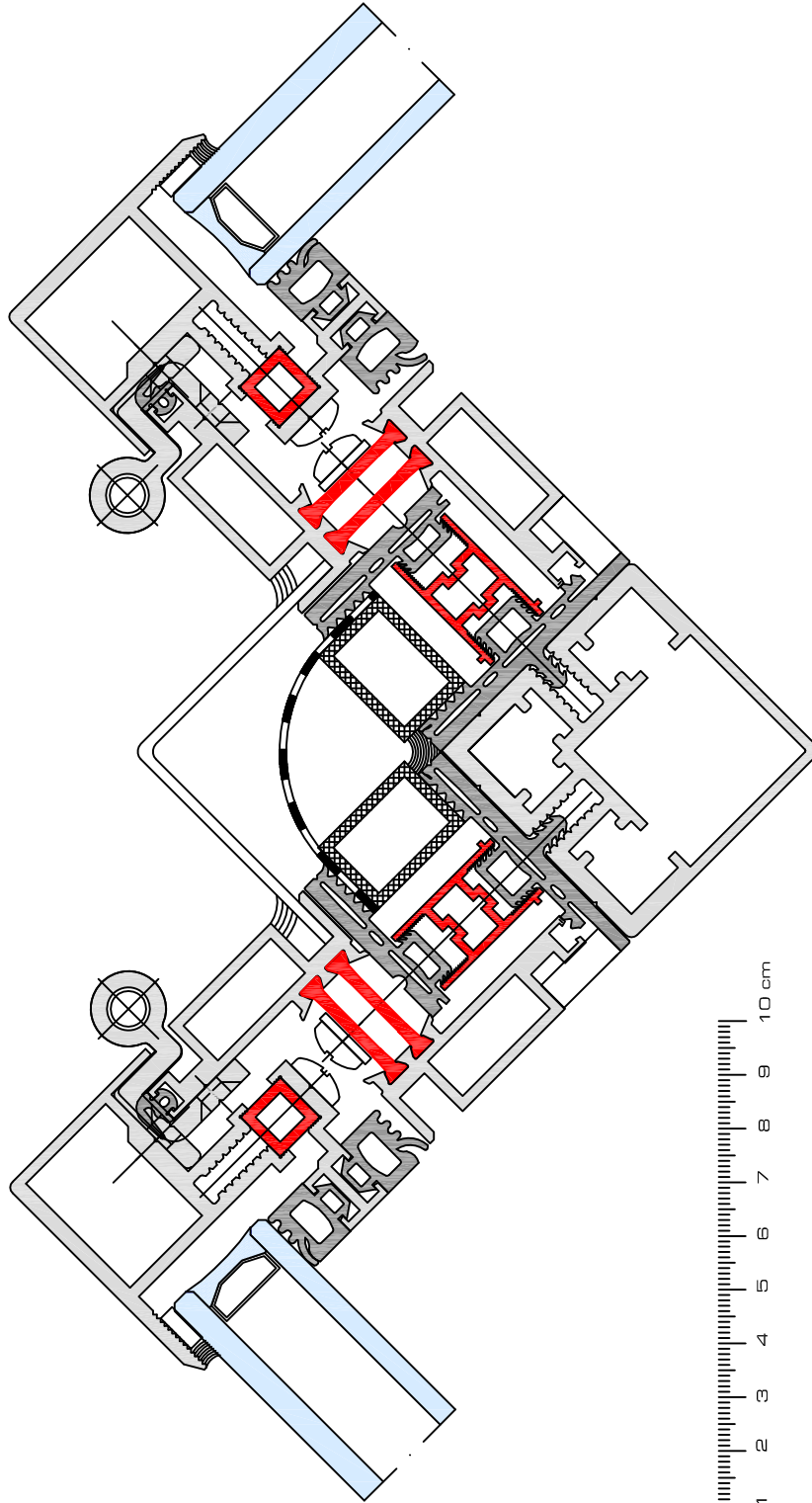



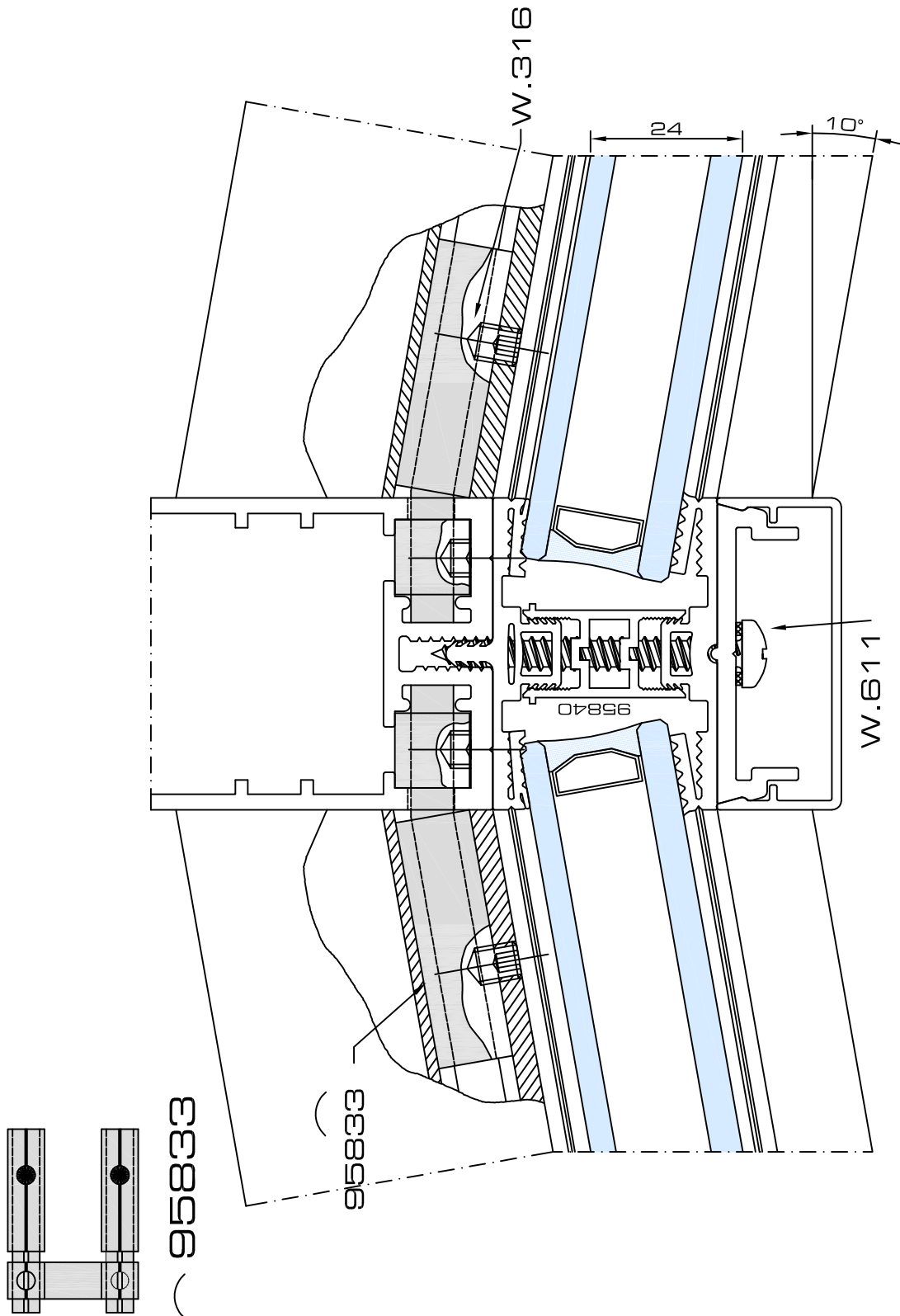
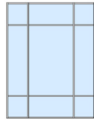


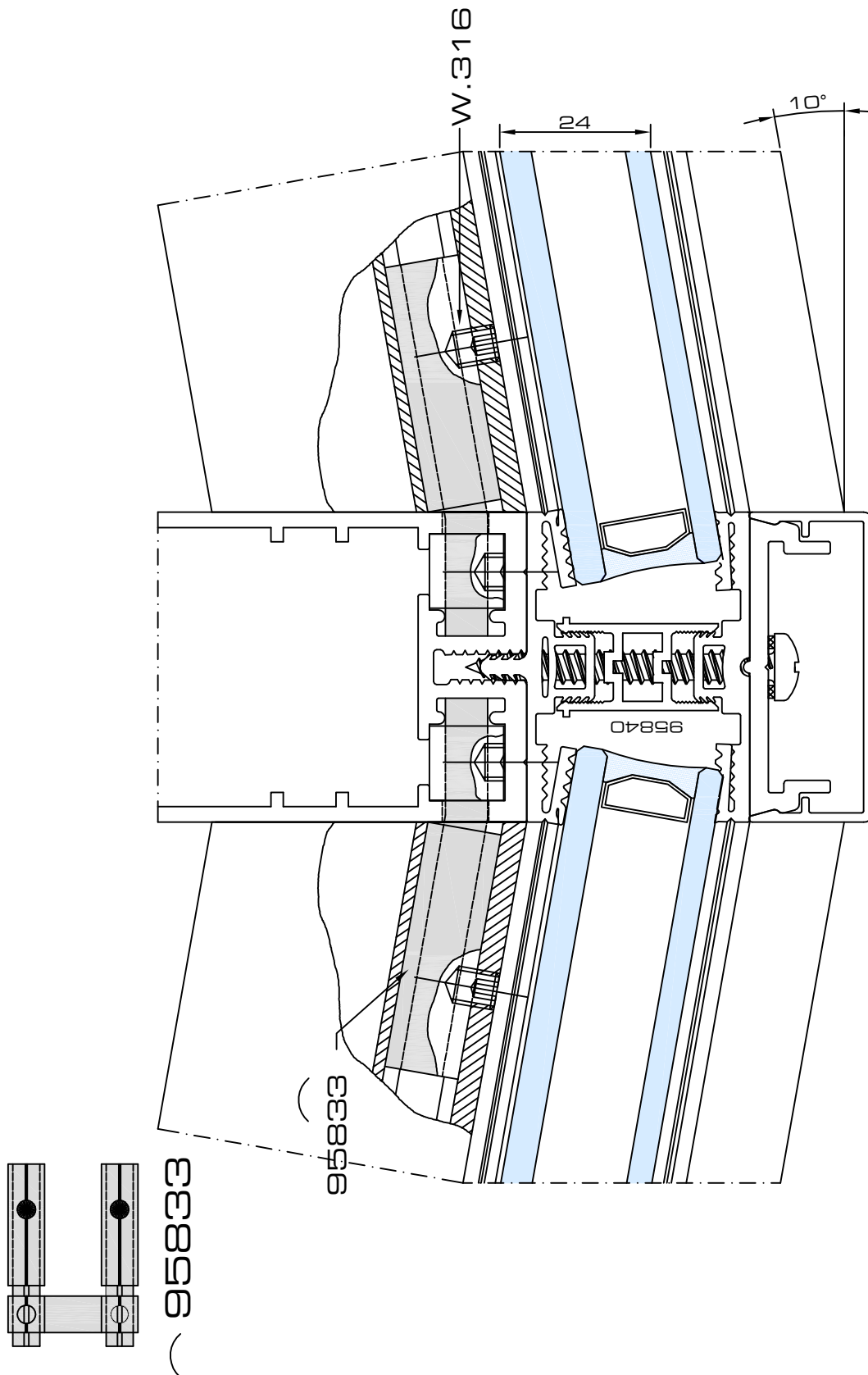



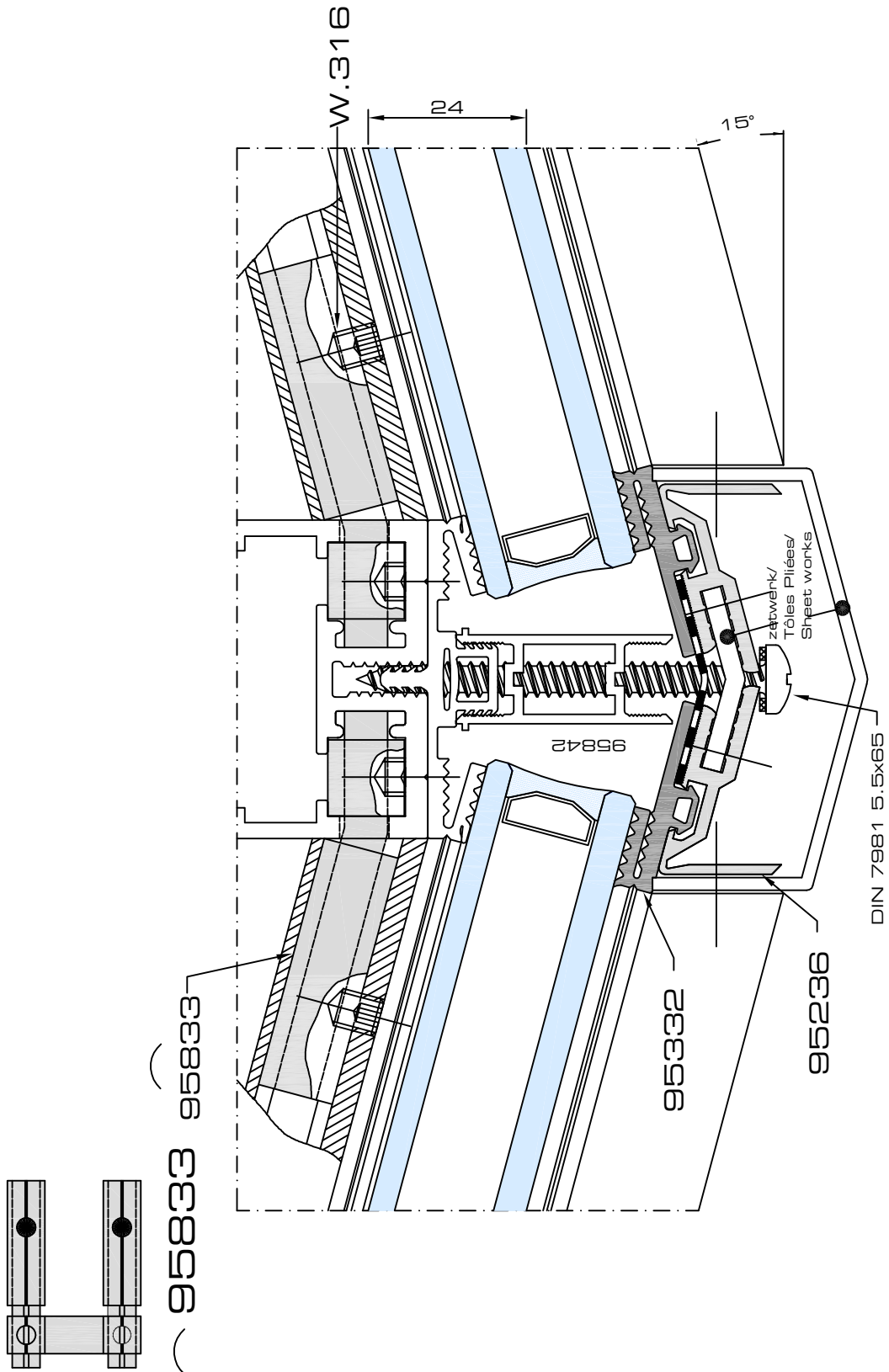
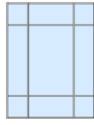


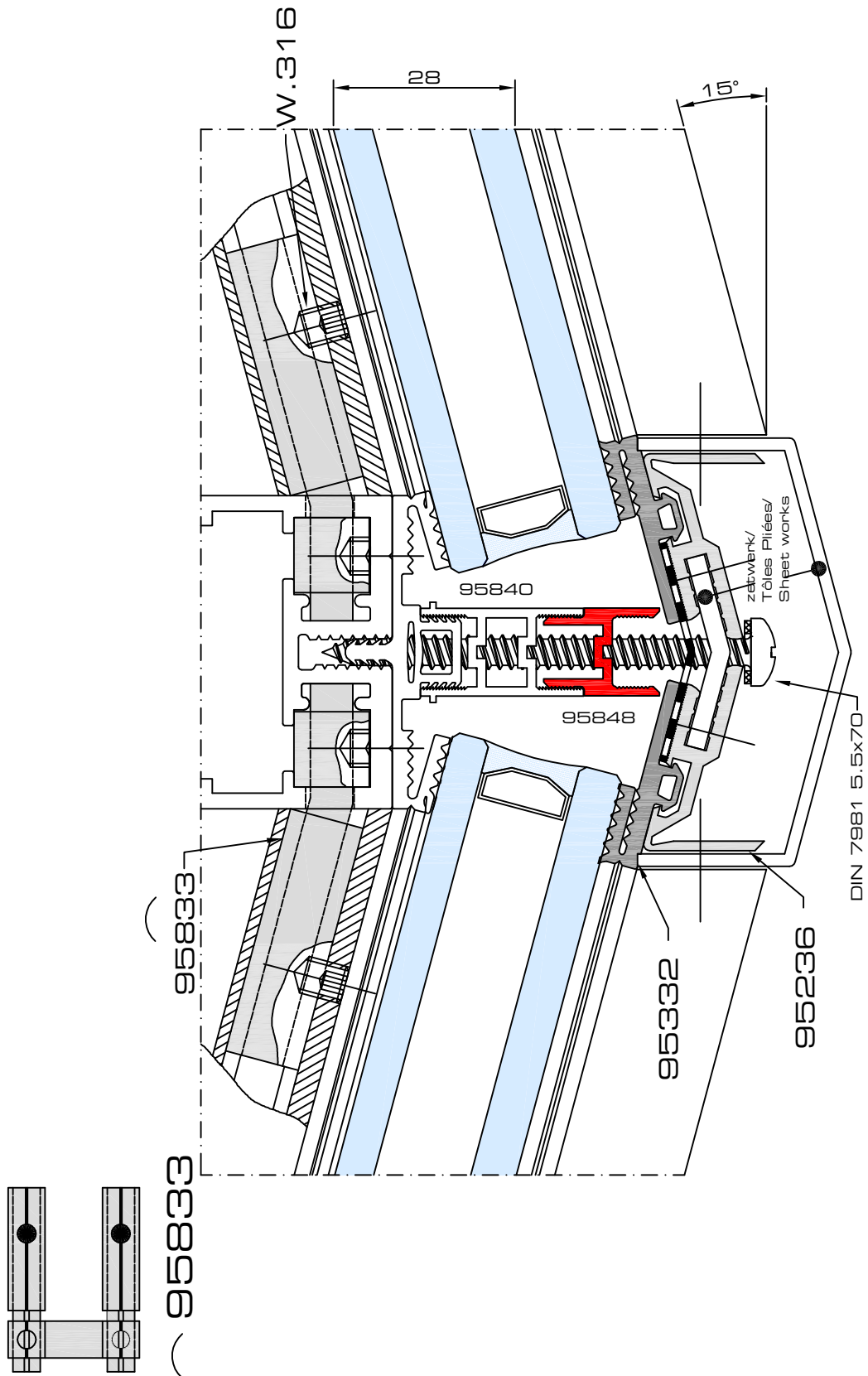



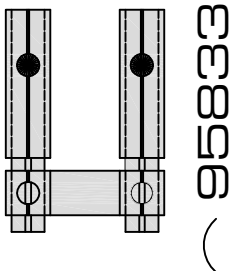
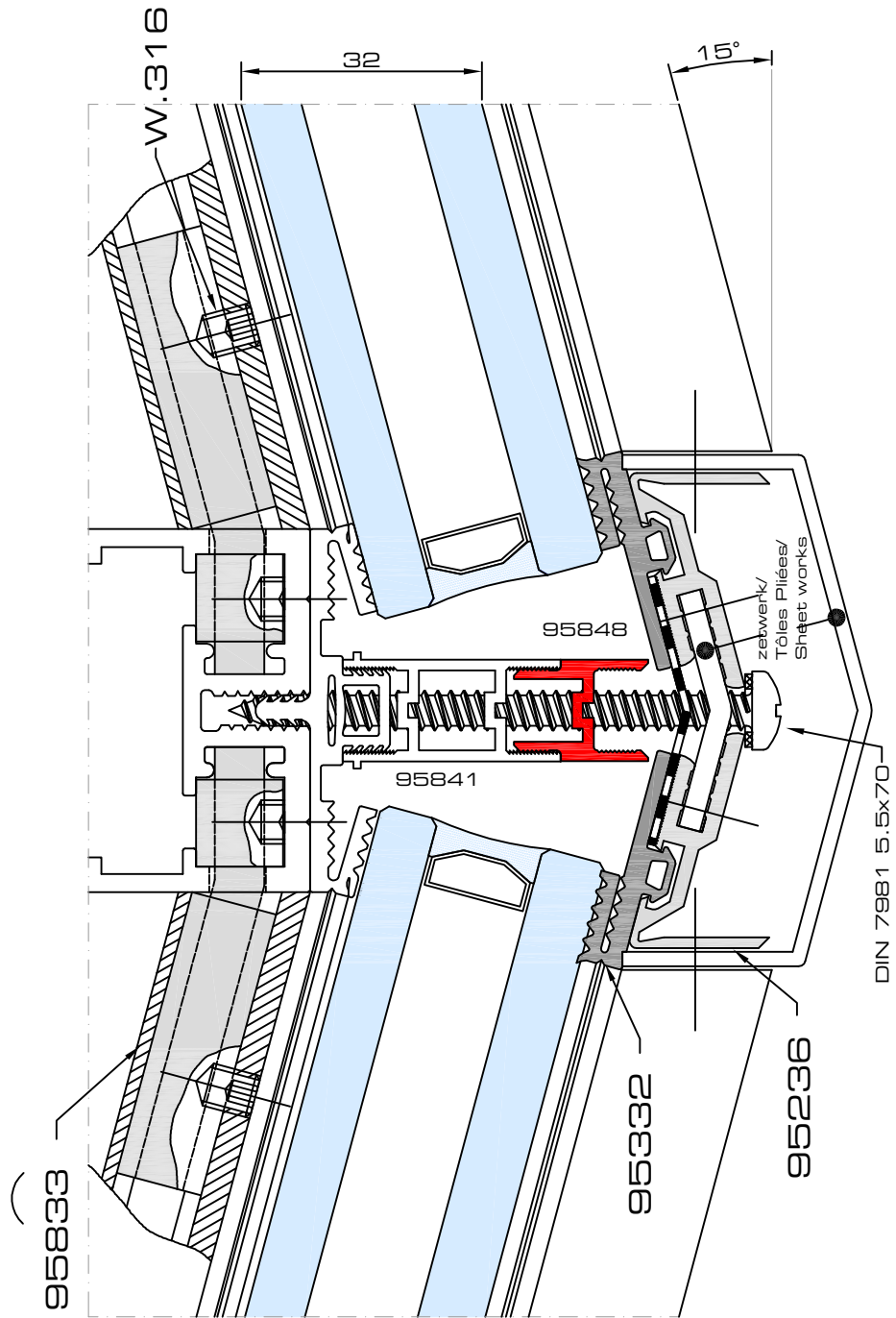
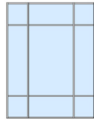


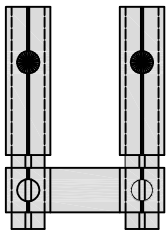
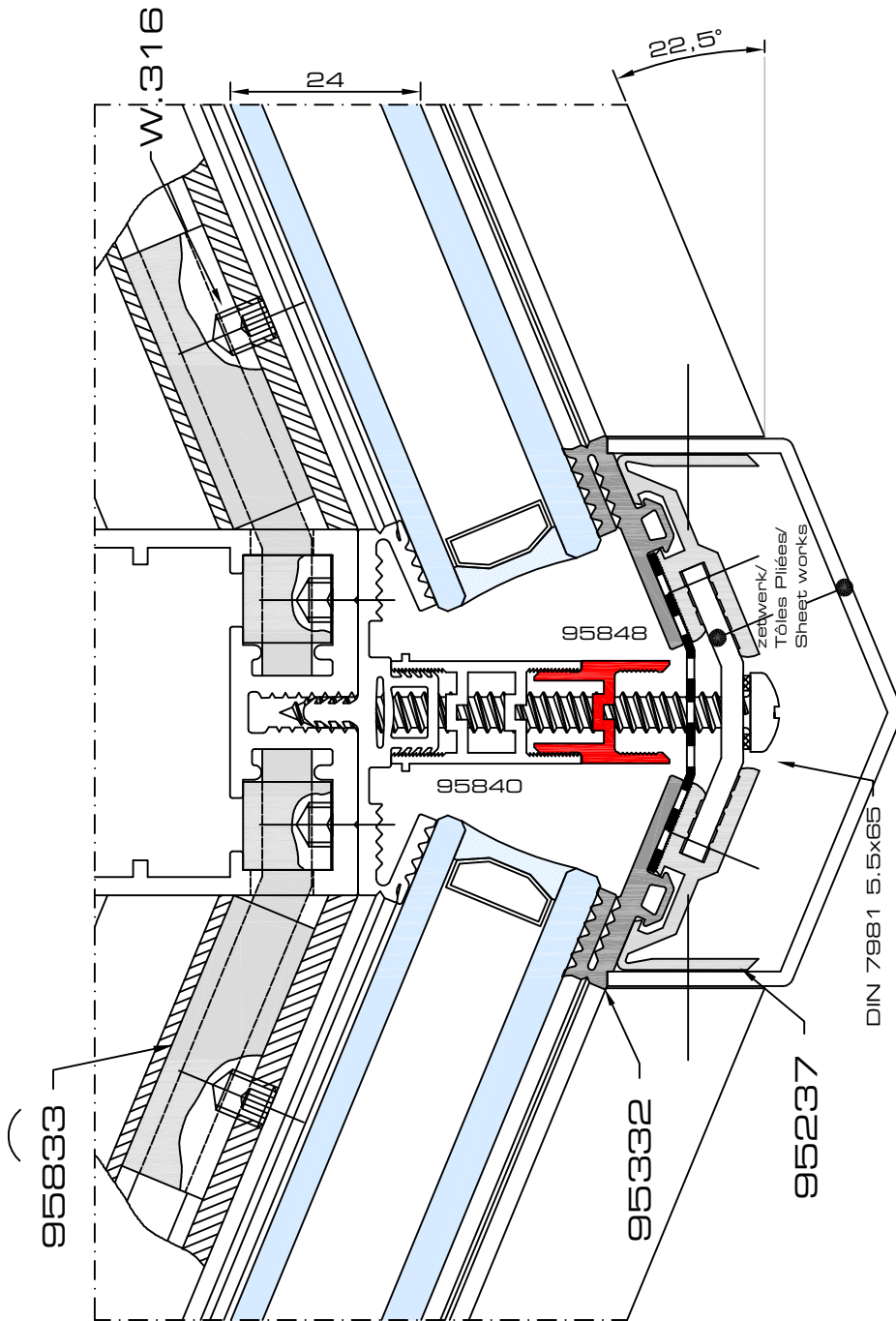
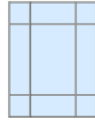




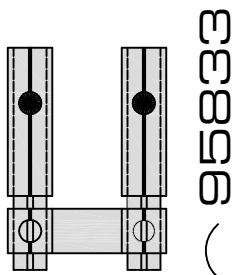
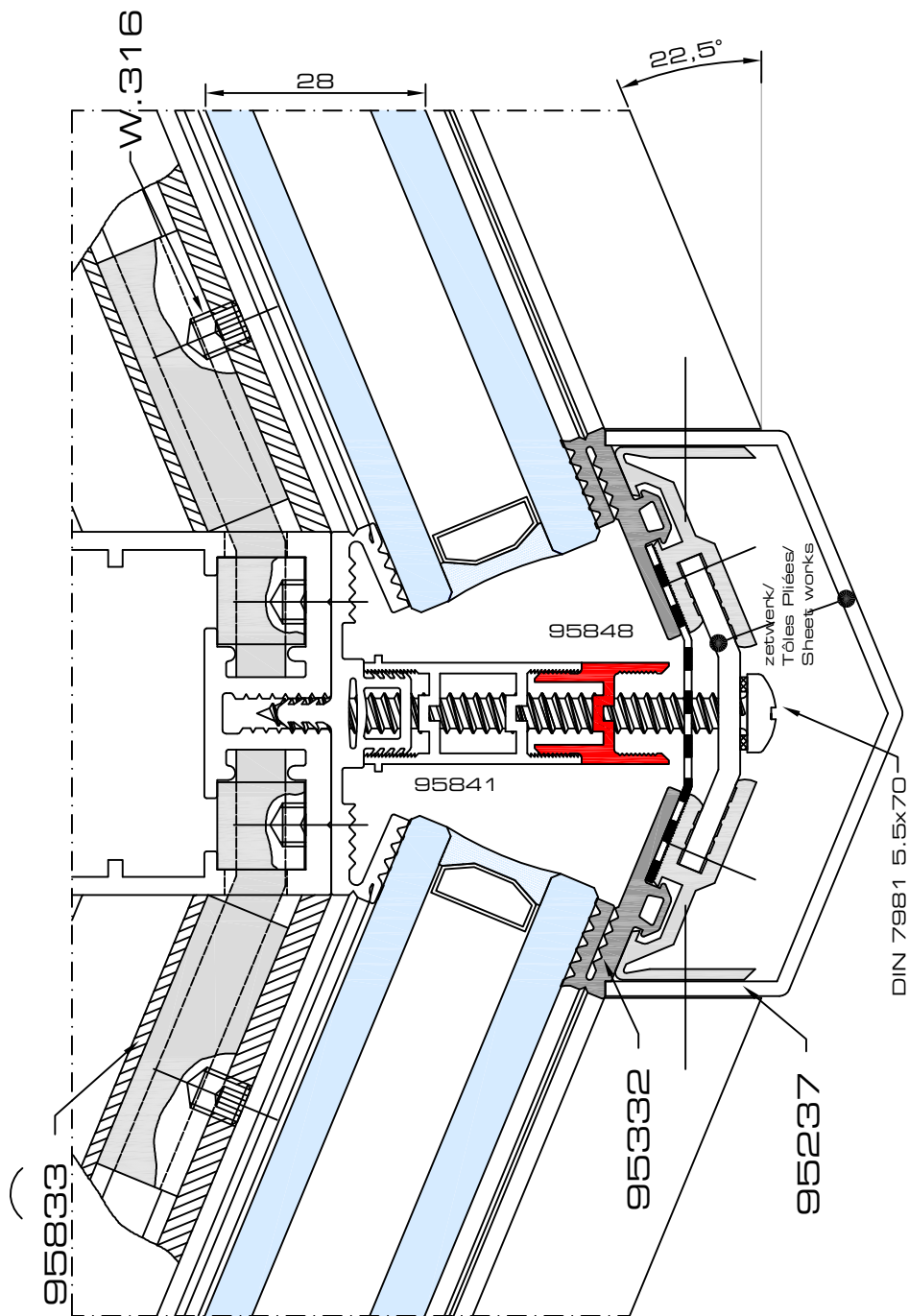
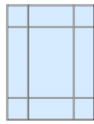


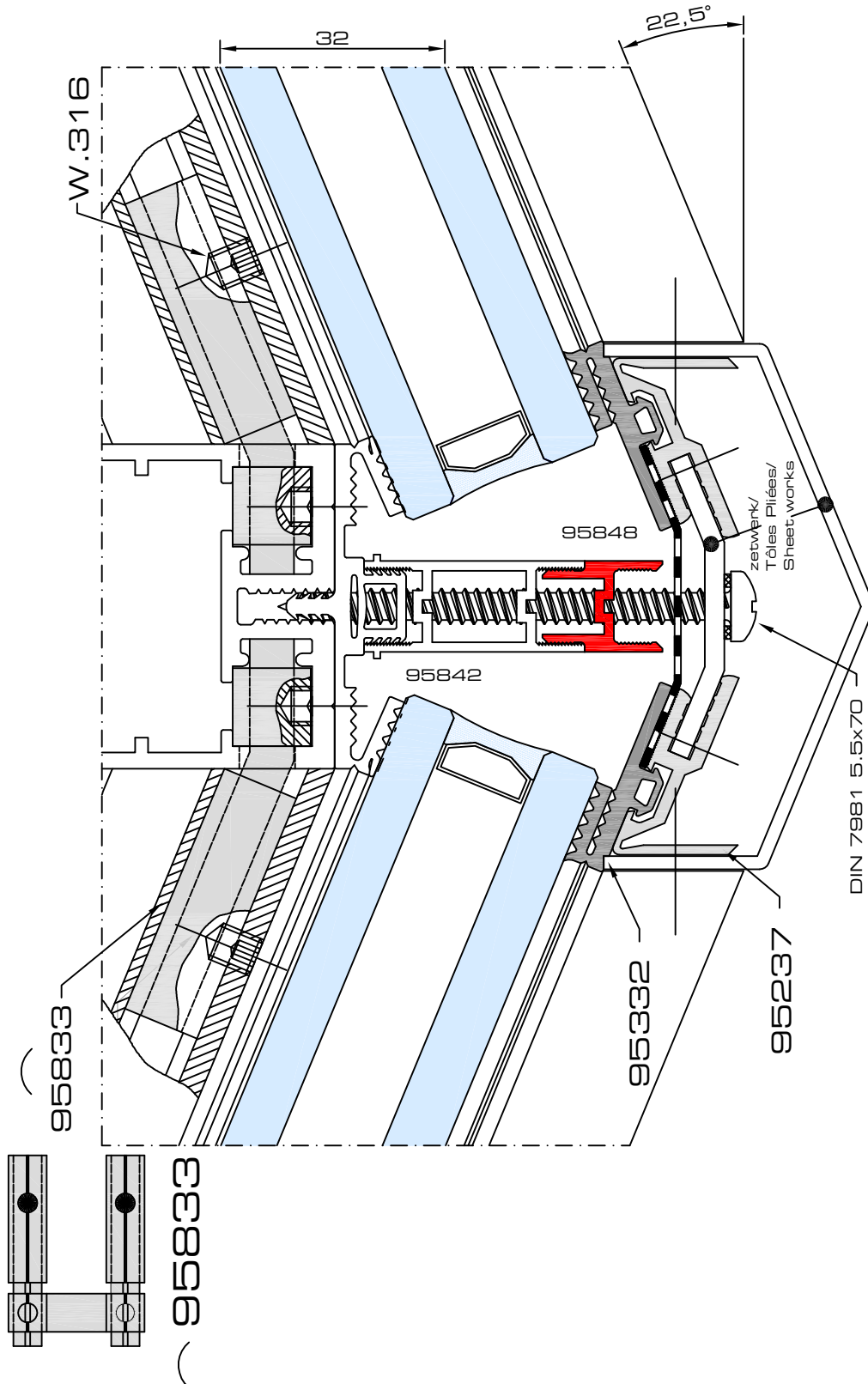



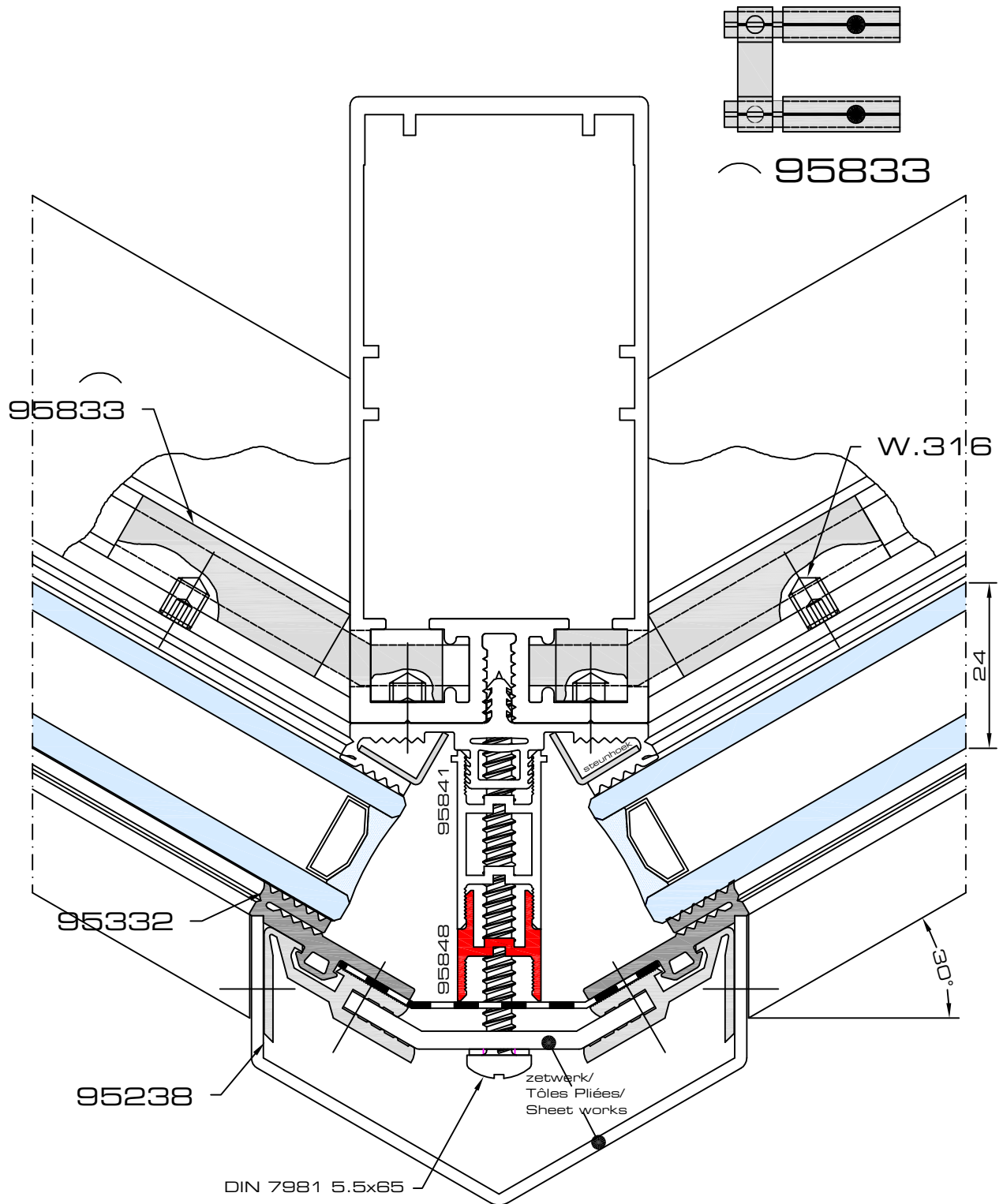
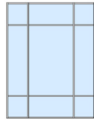


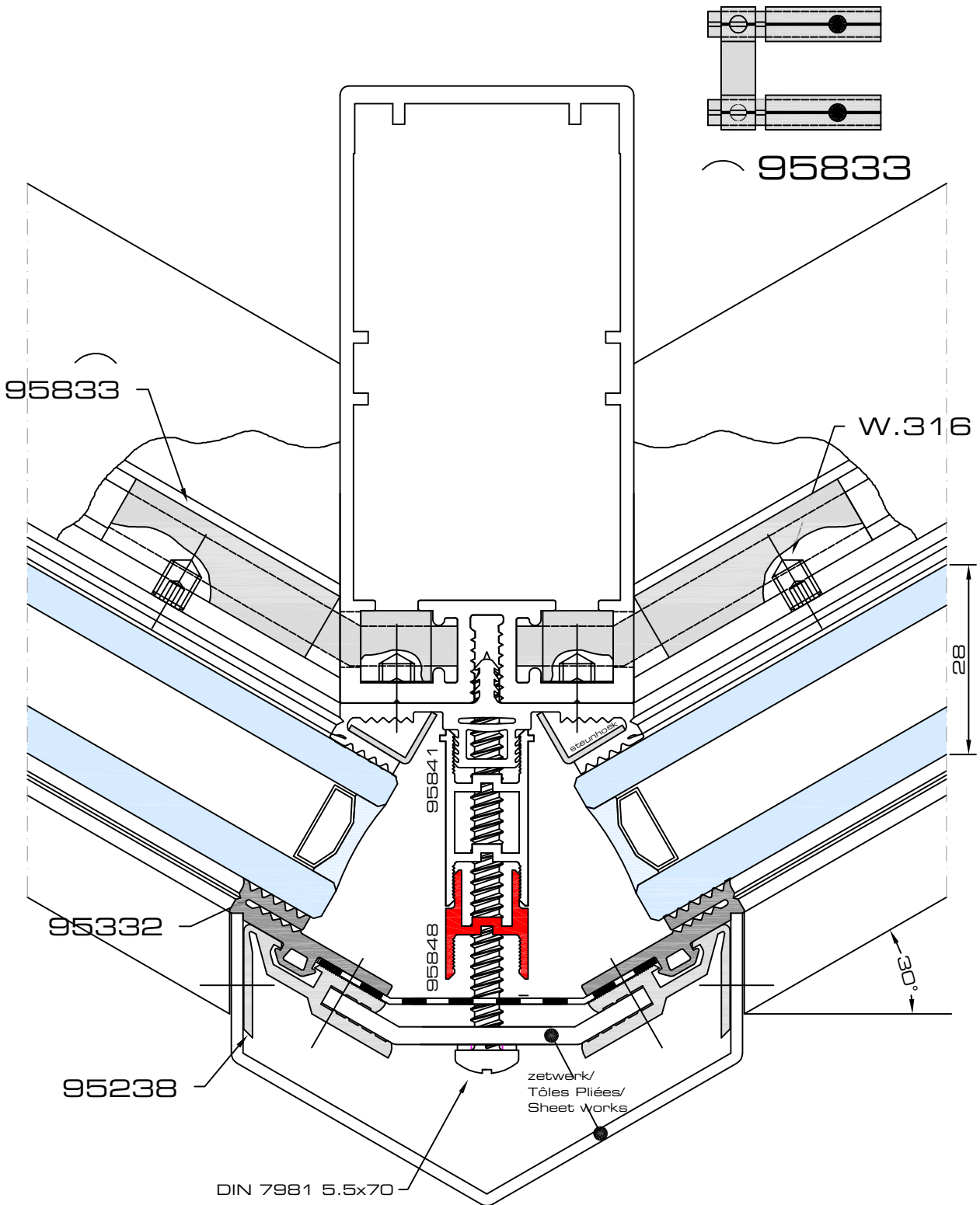



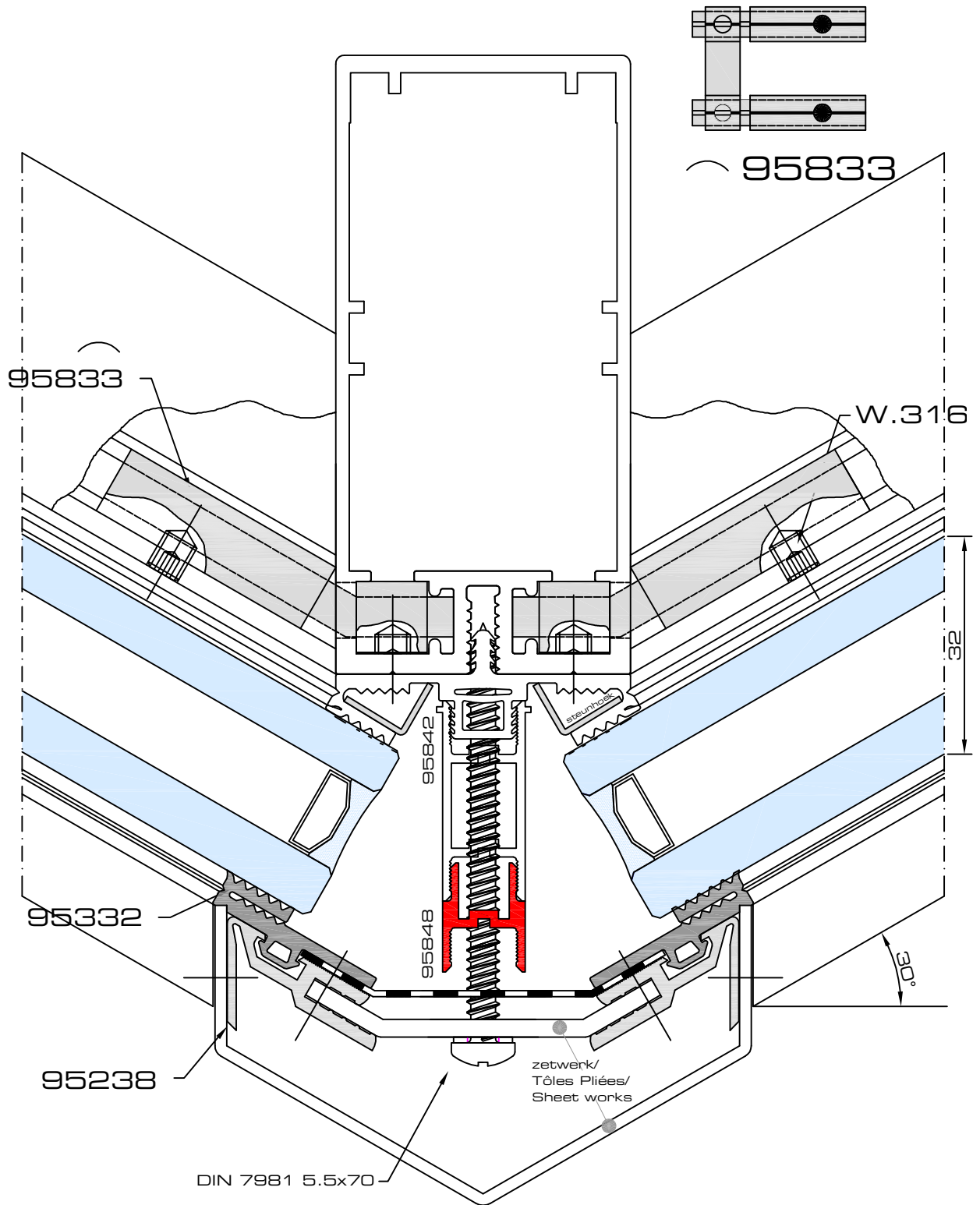
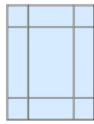
95833

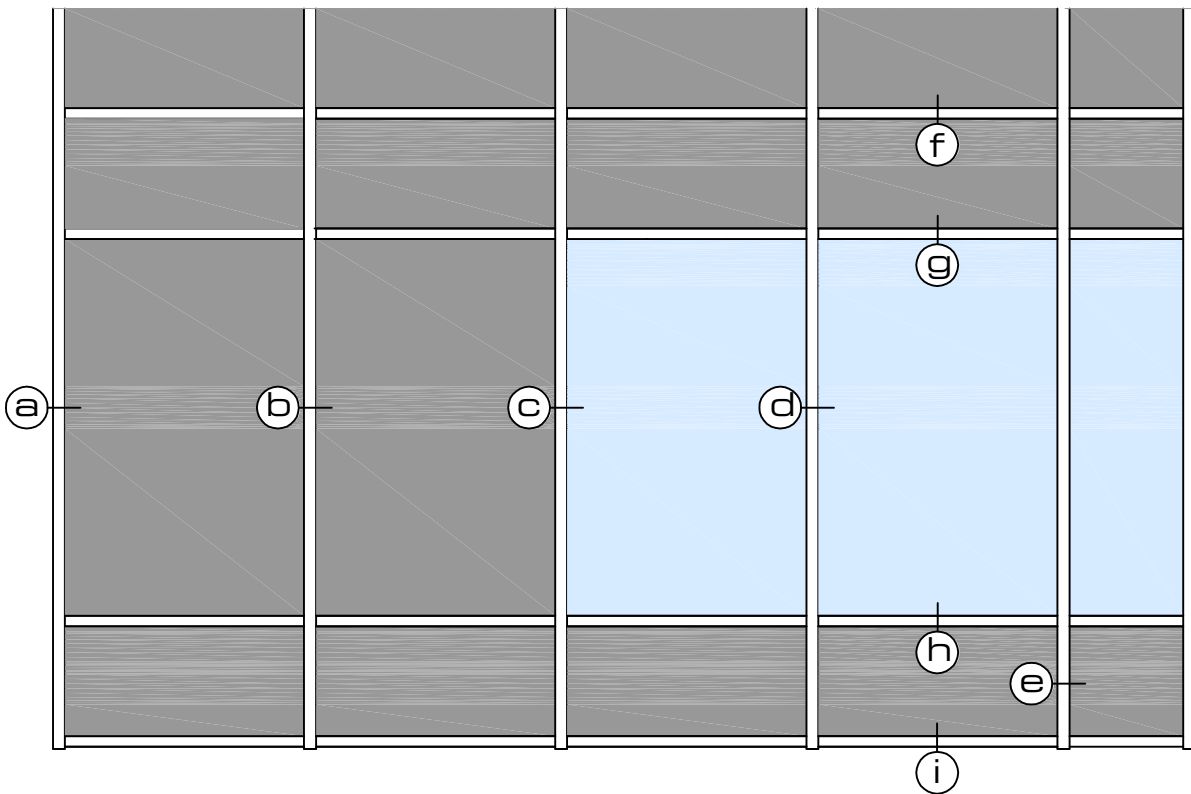
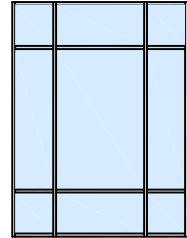



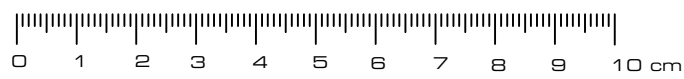
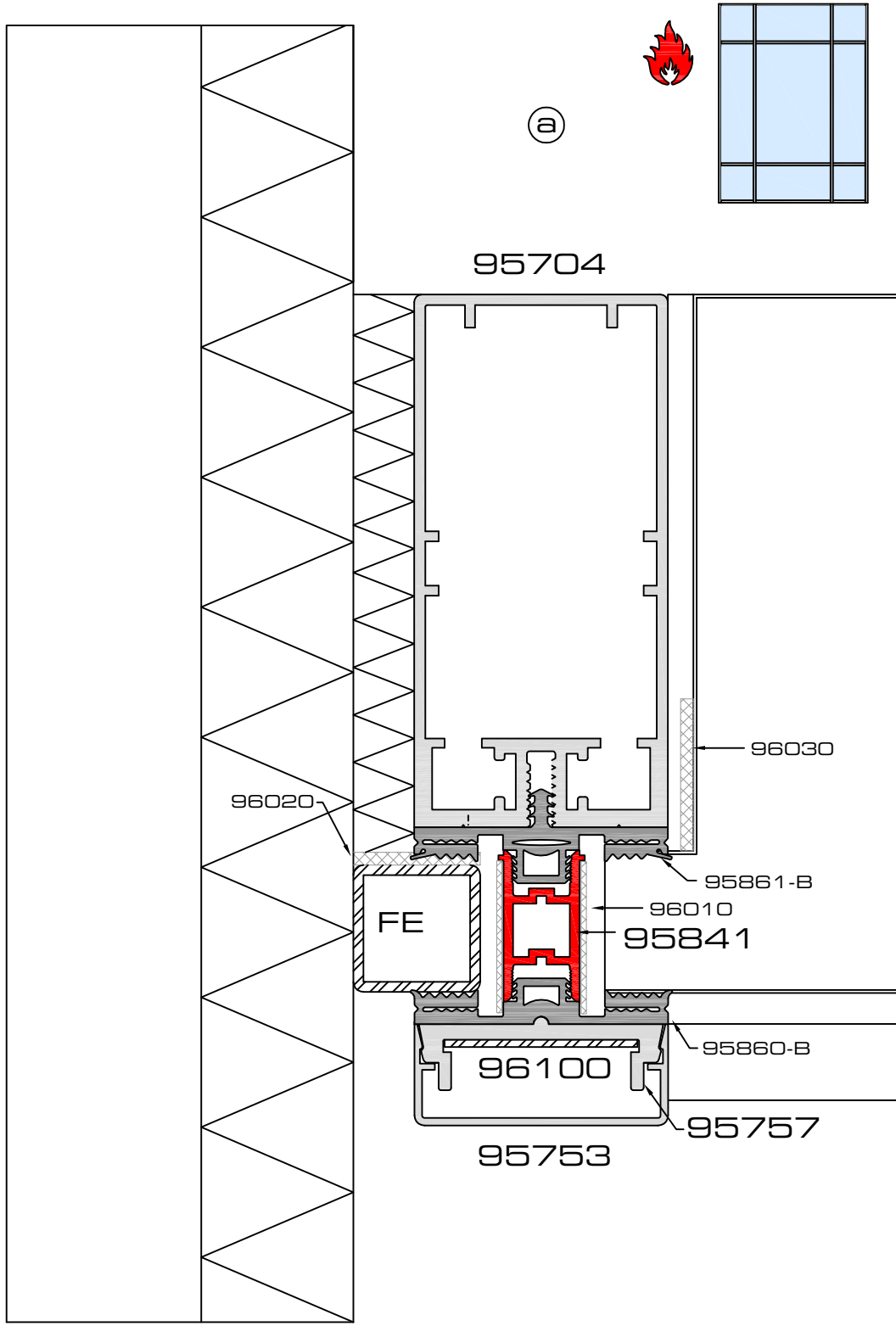
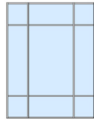







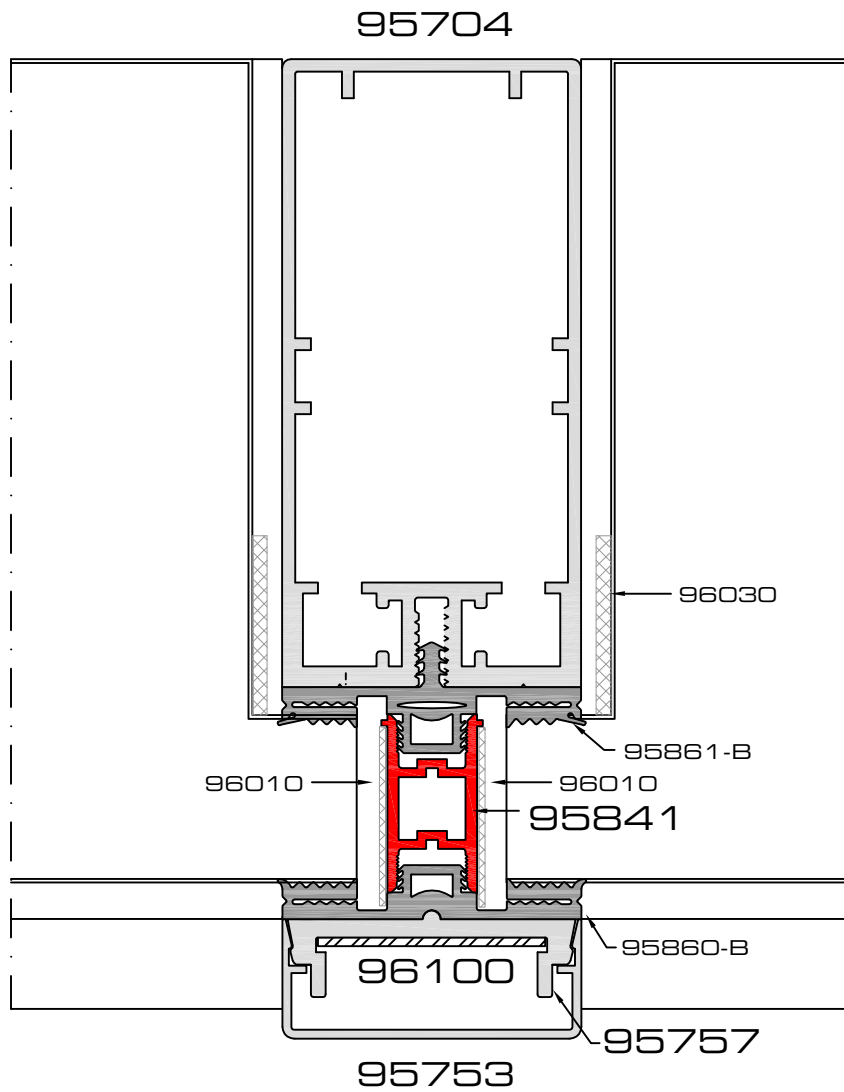
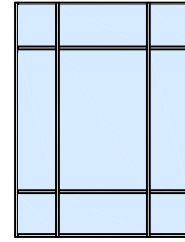


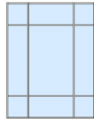




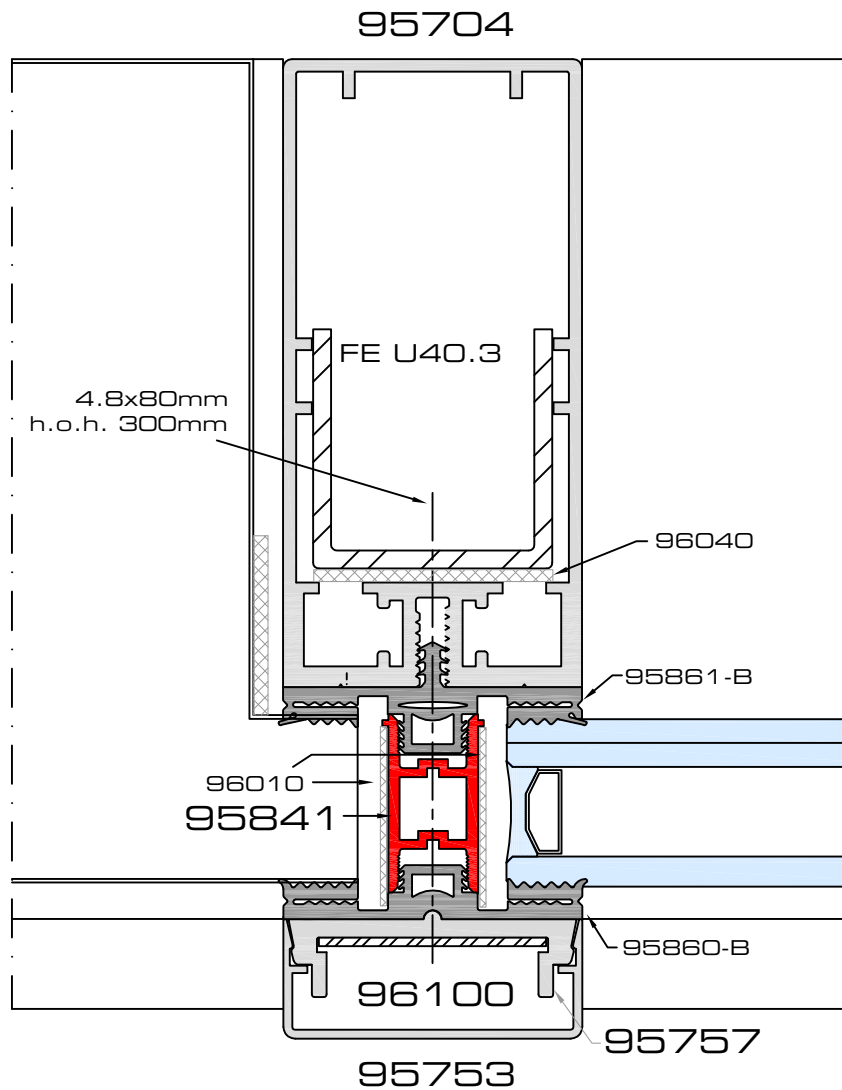
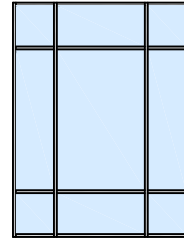



(b)



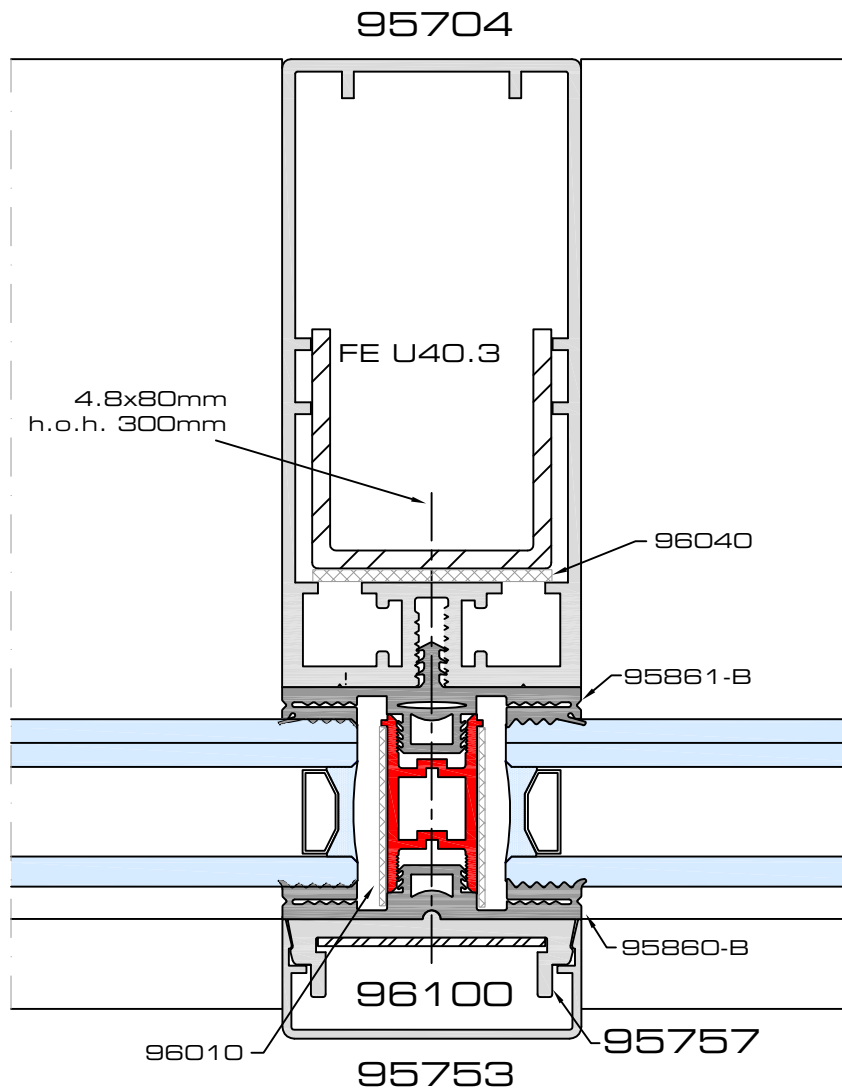
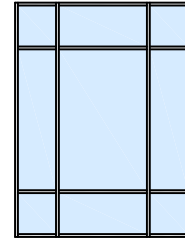


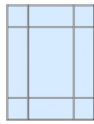
©



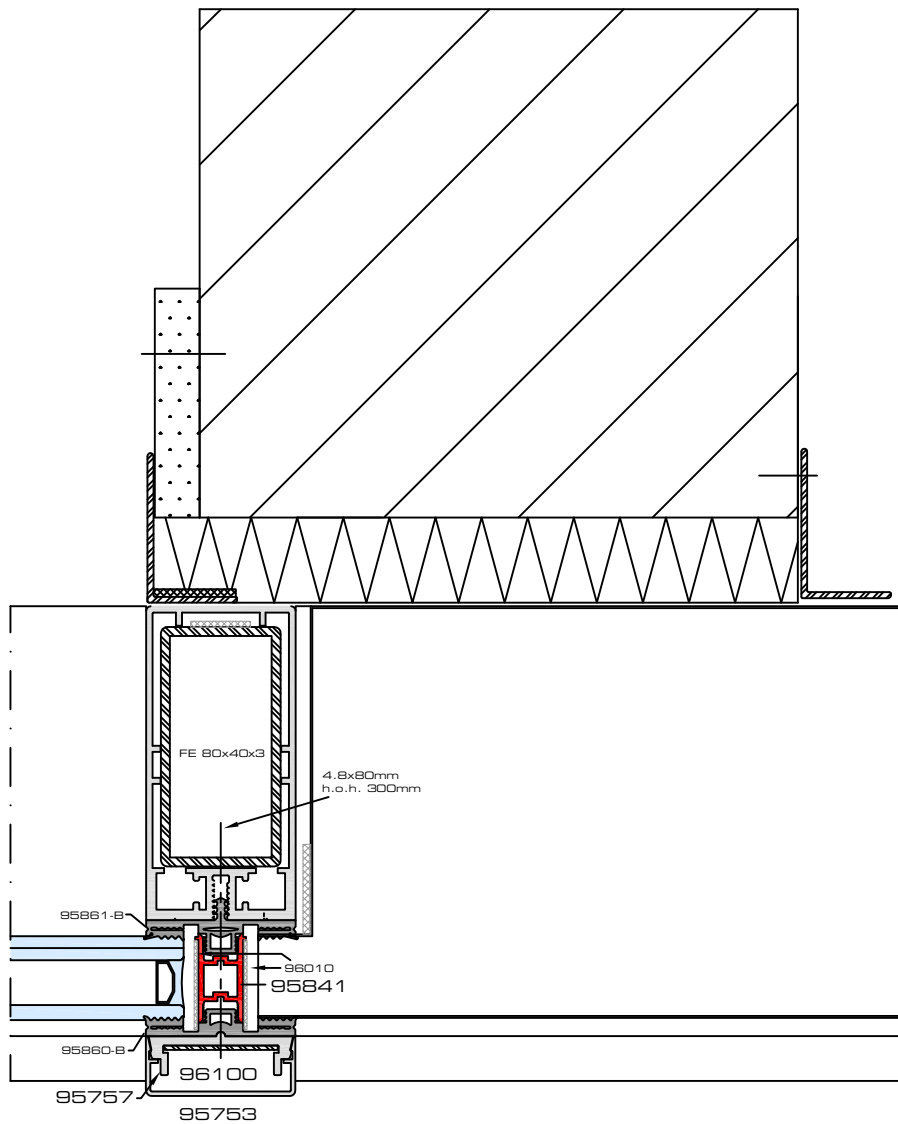


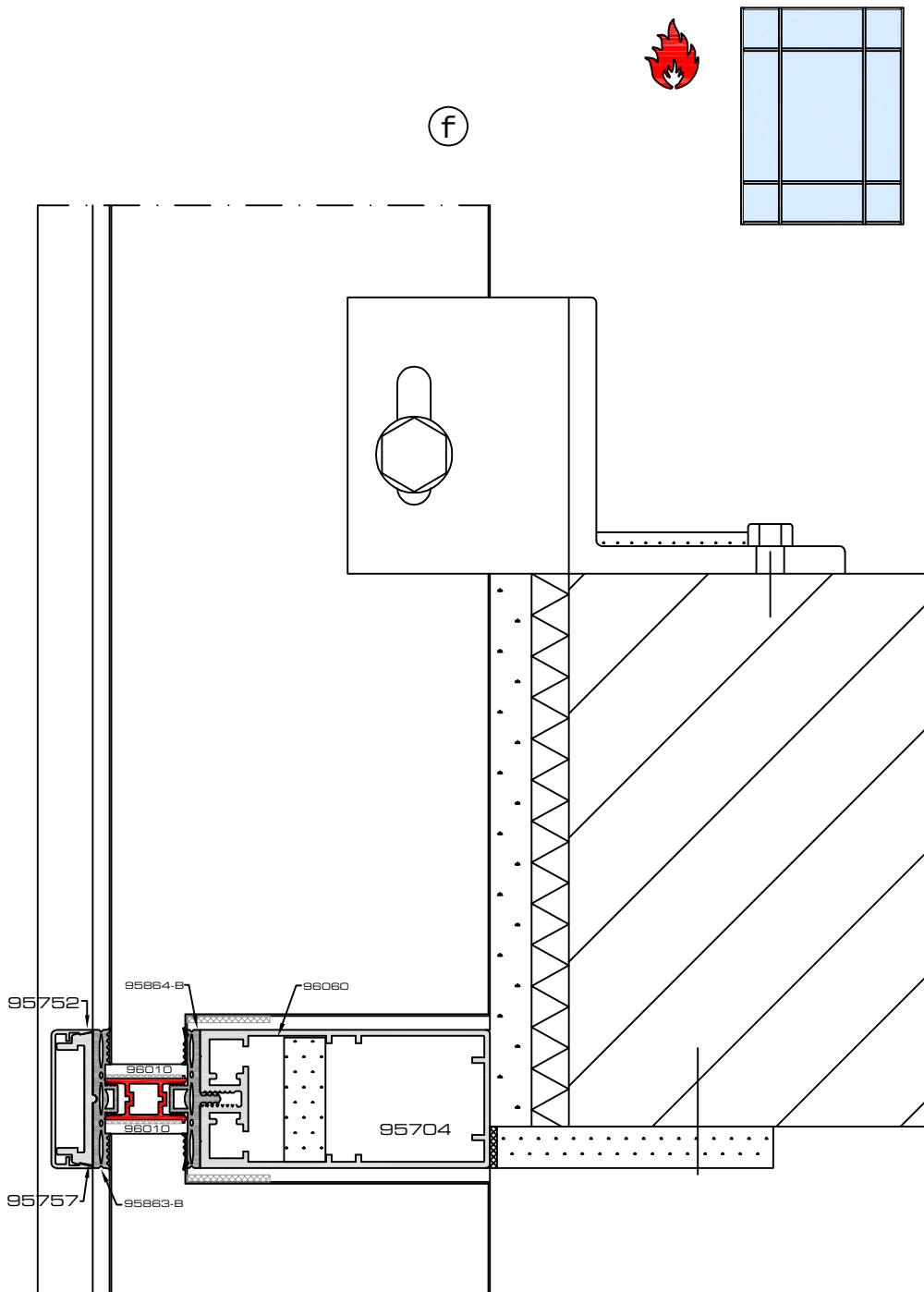

Ⓓ

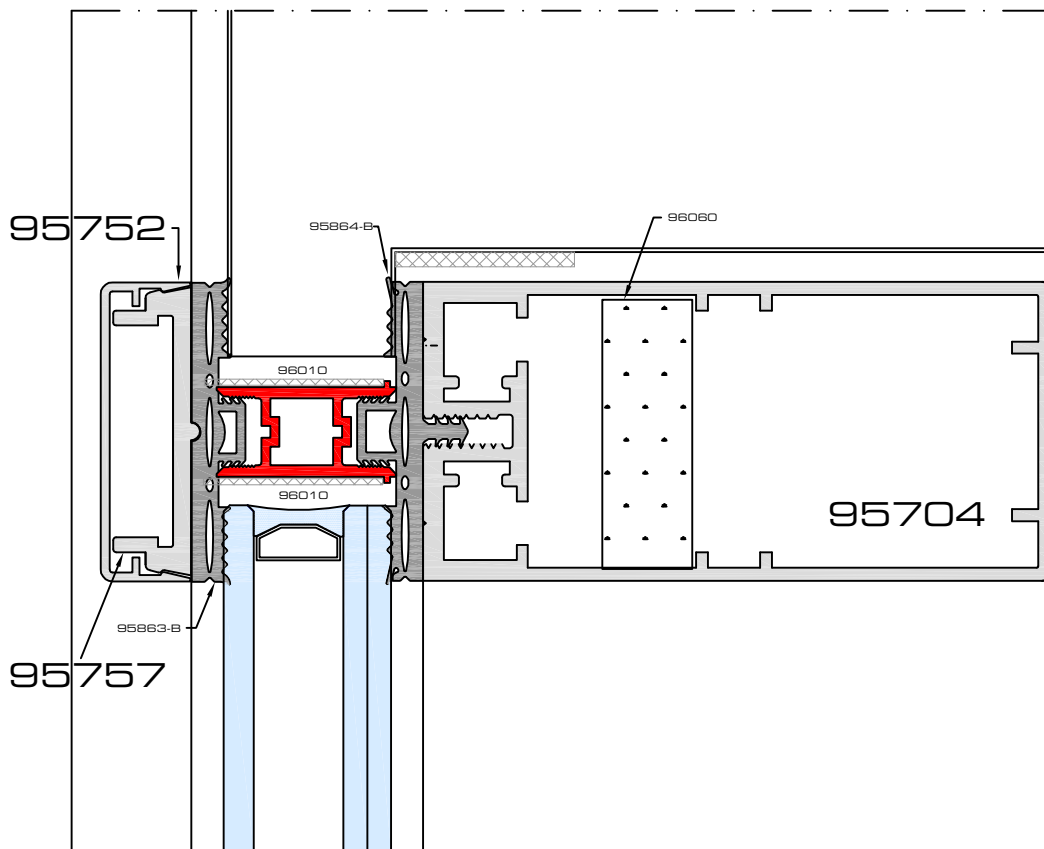
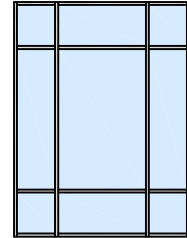



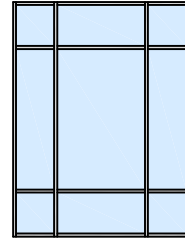



ⓔ

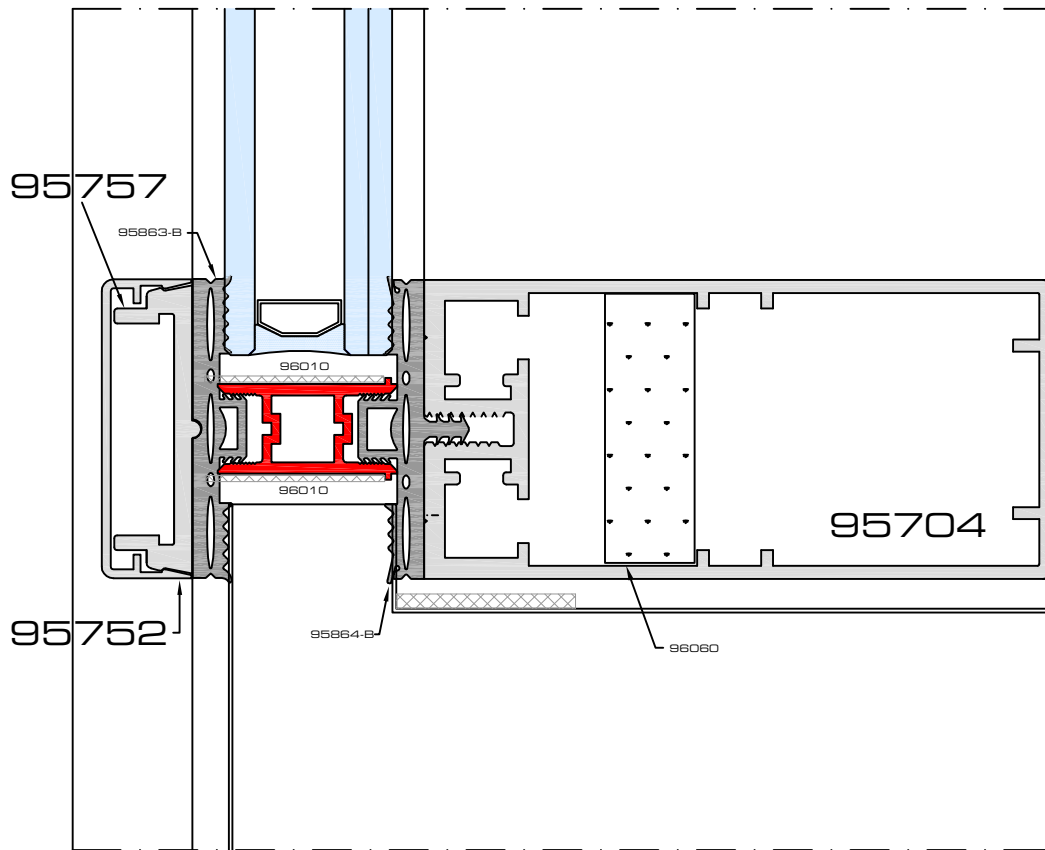


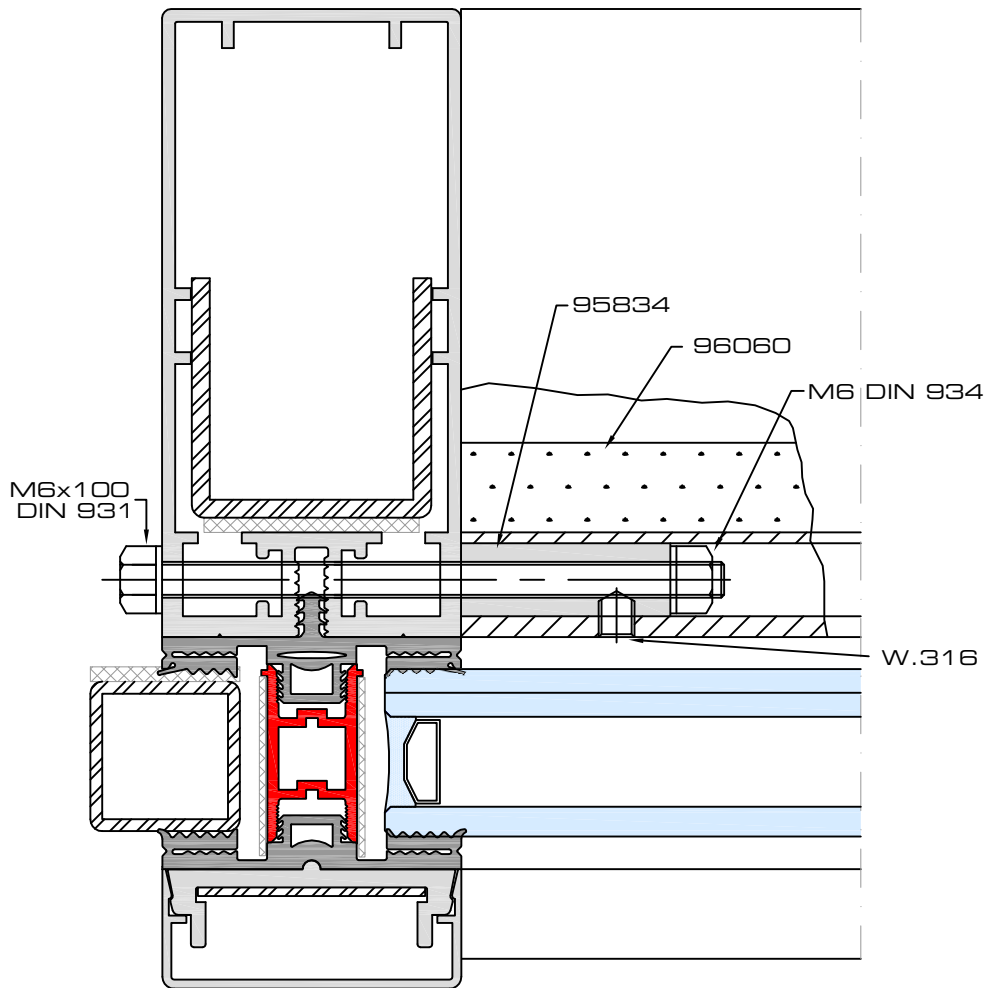
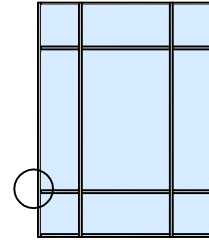
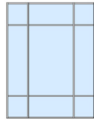


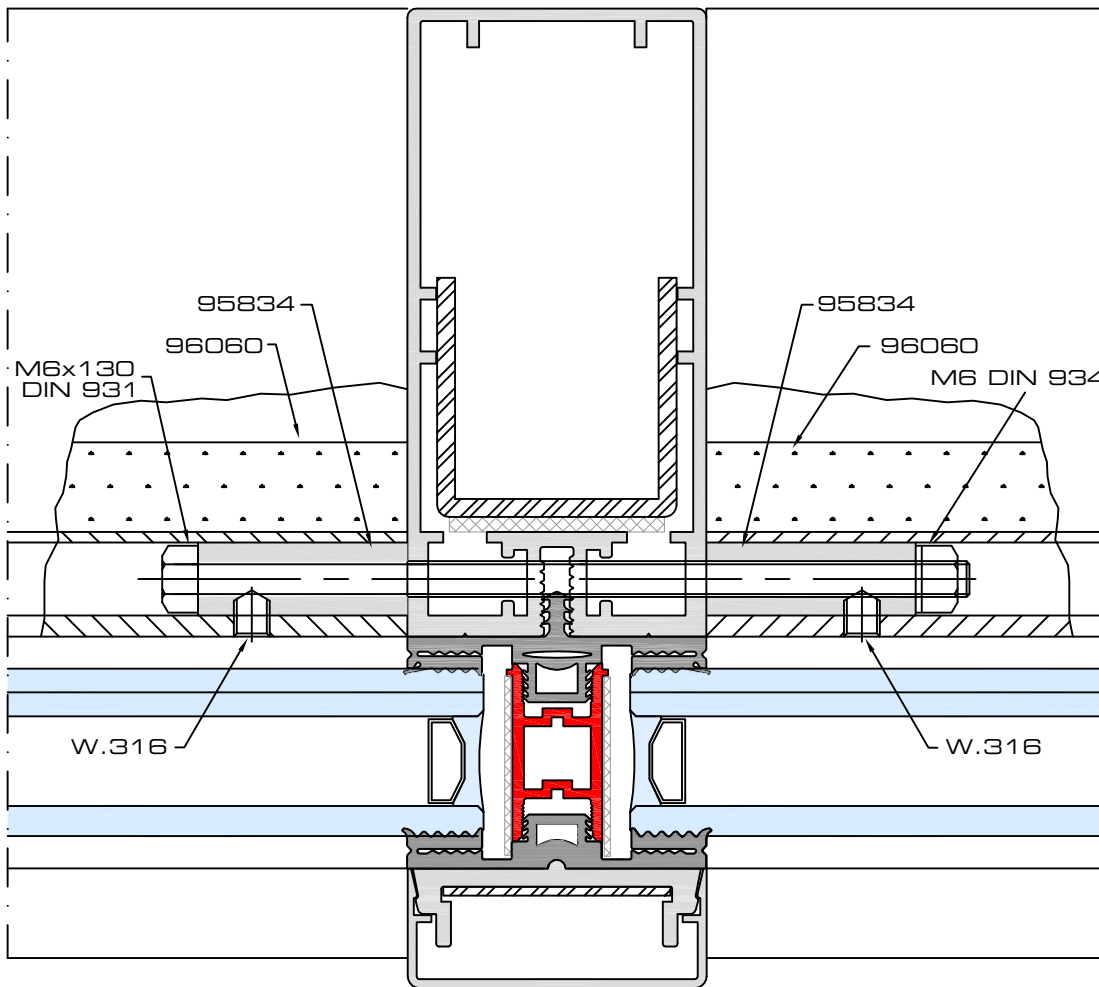
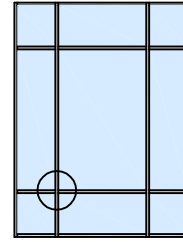



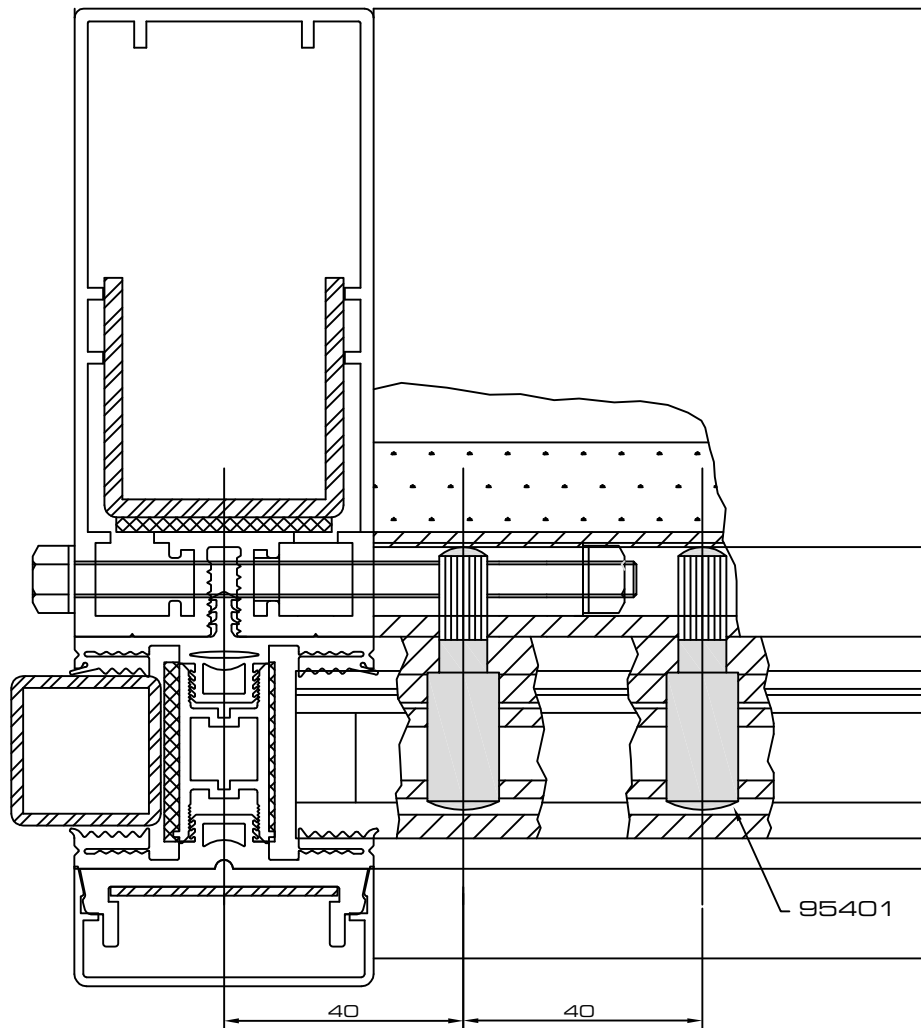
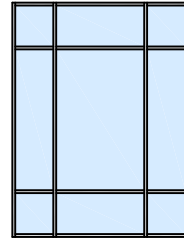
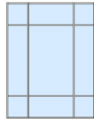


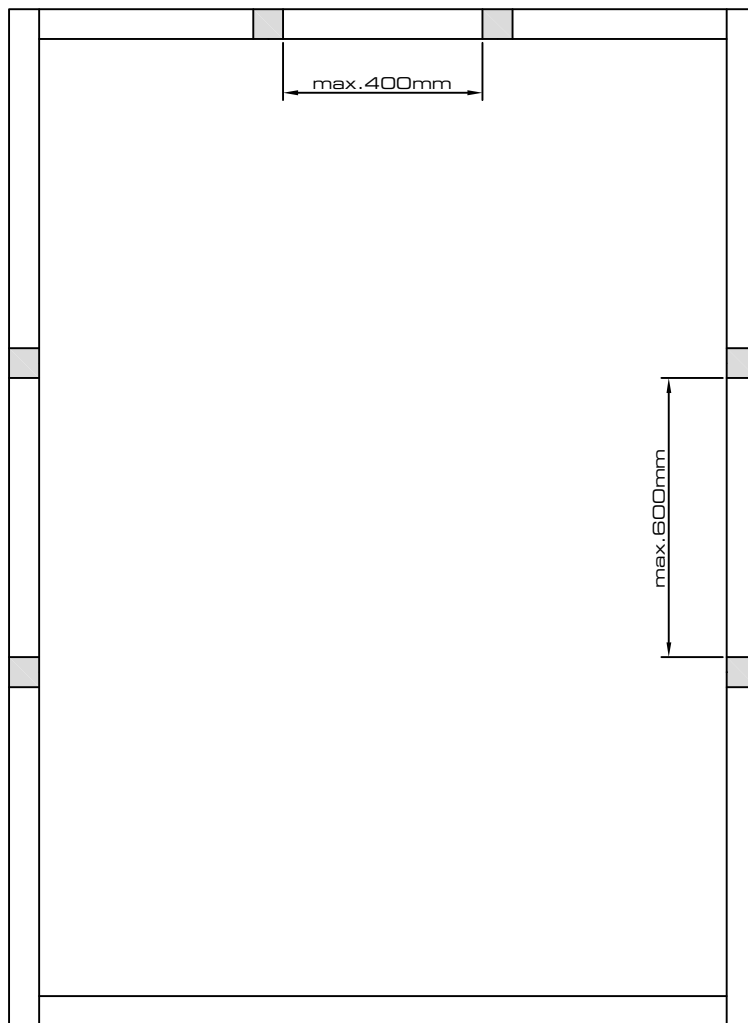
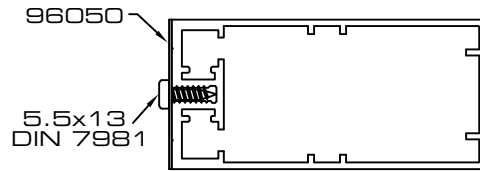
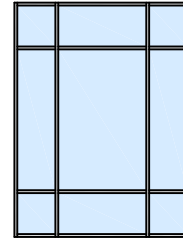

h

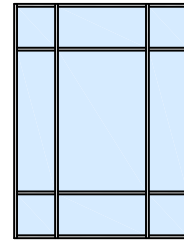
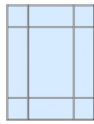




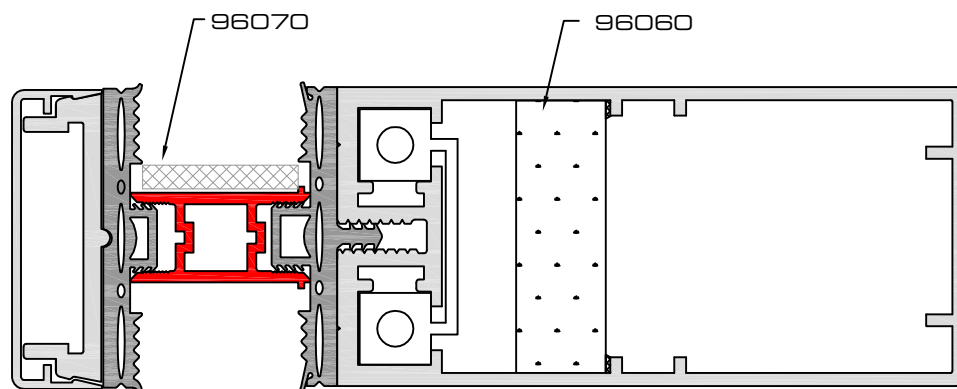


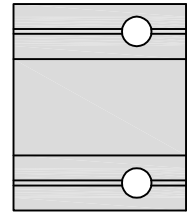
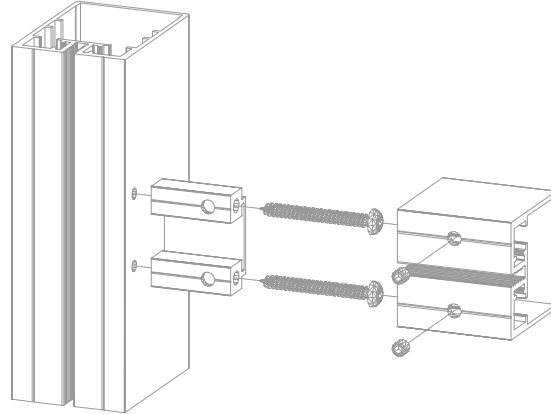




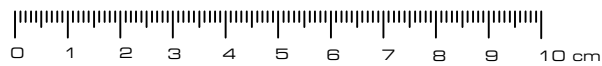
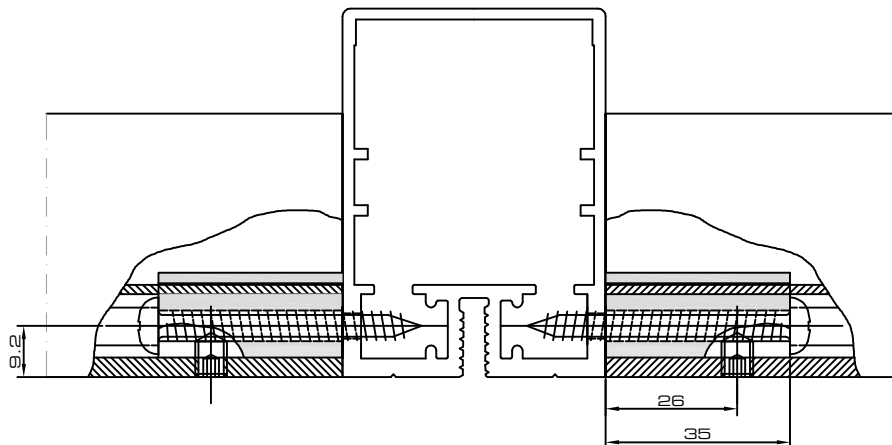
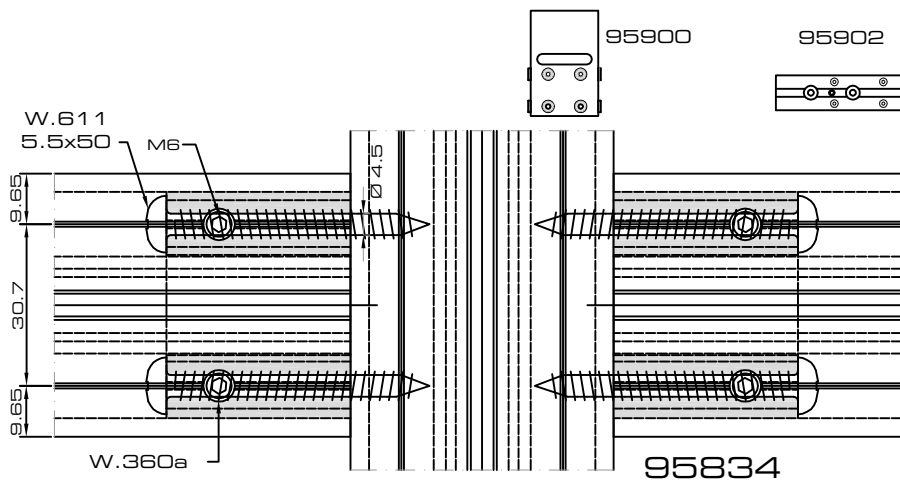


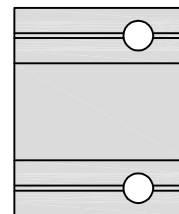
96060/
96070



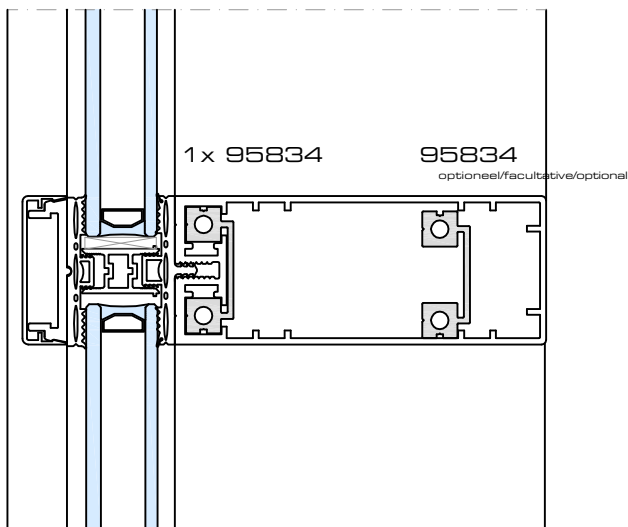
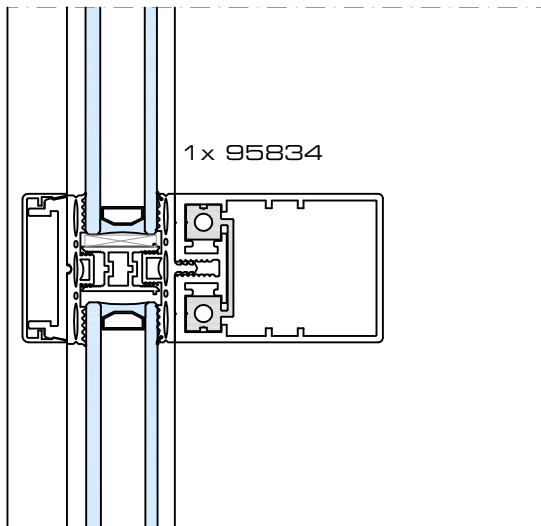



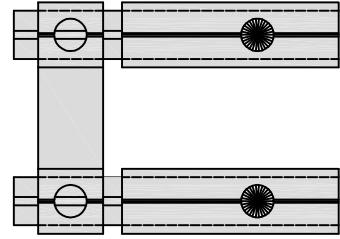
95834





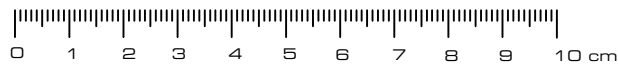
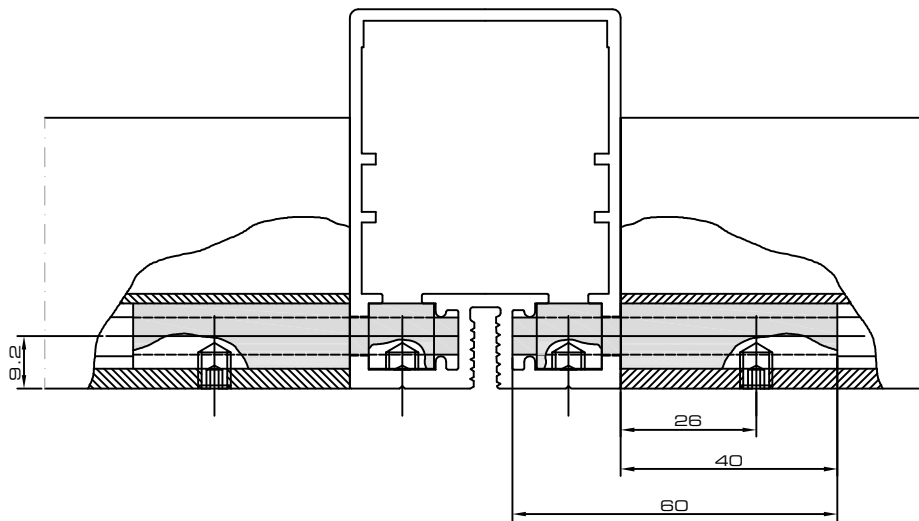
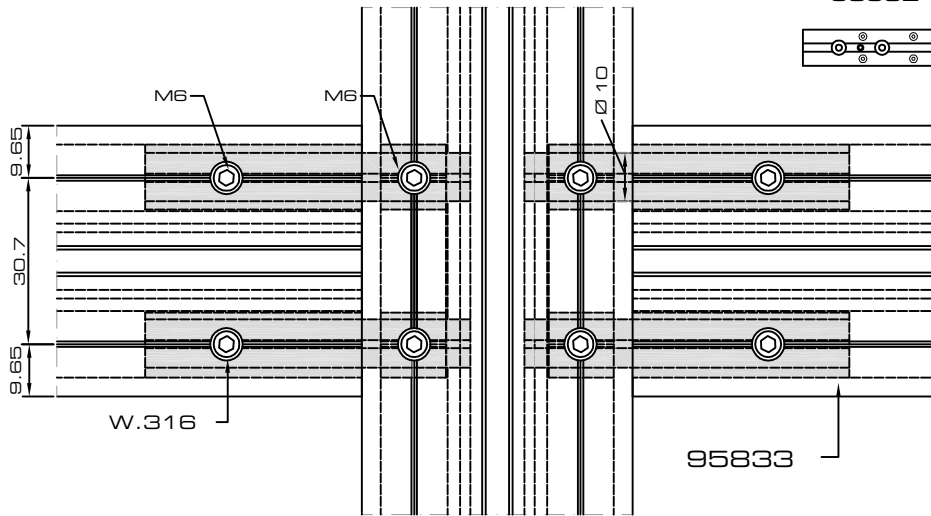
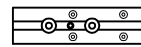
95834

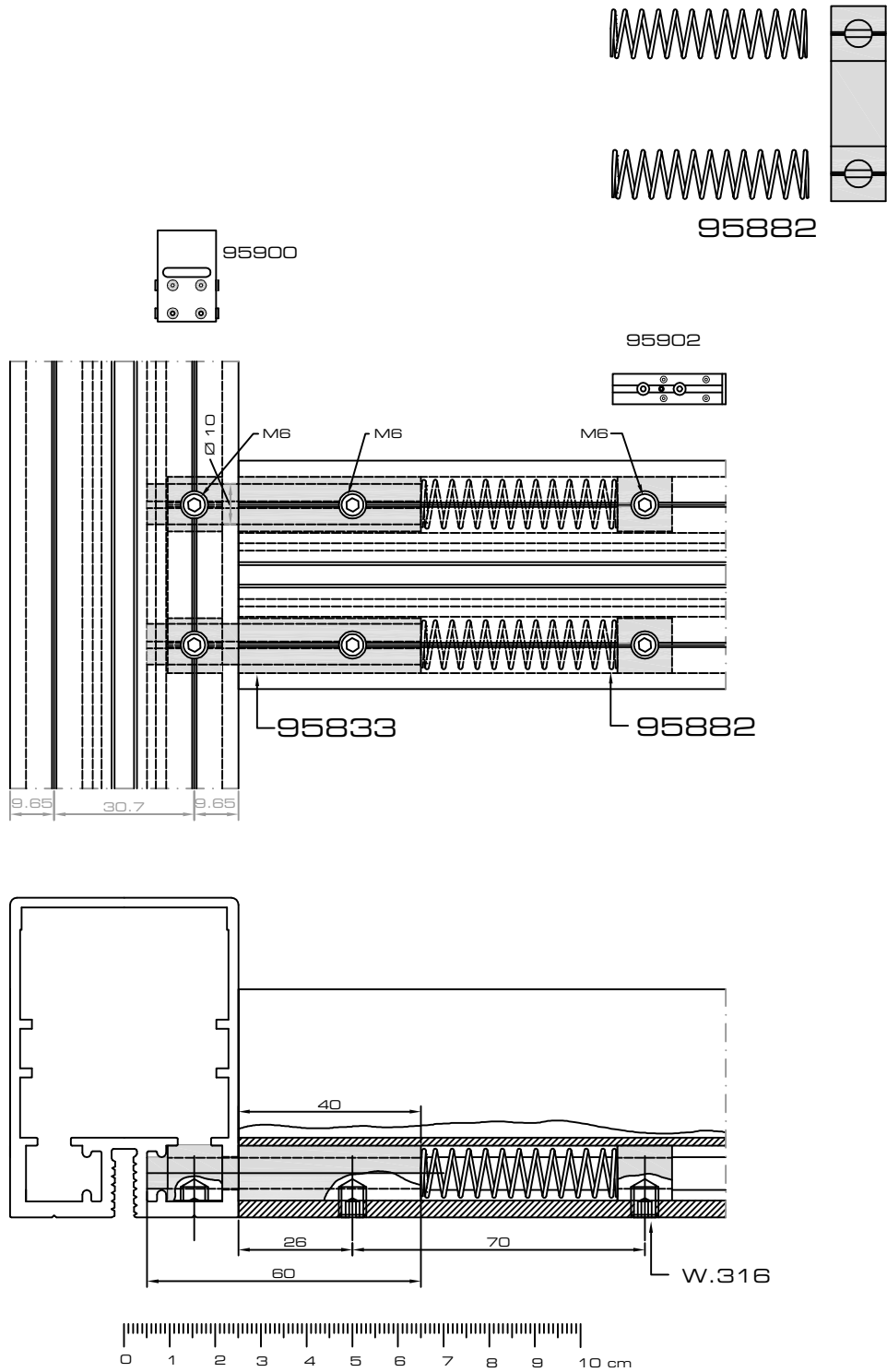


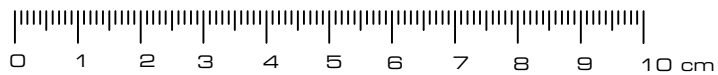
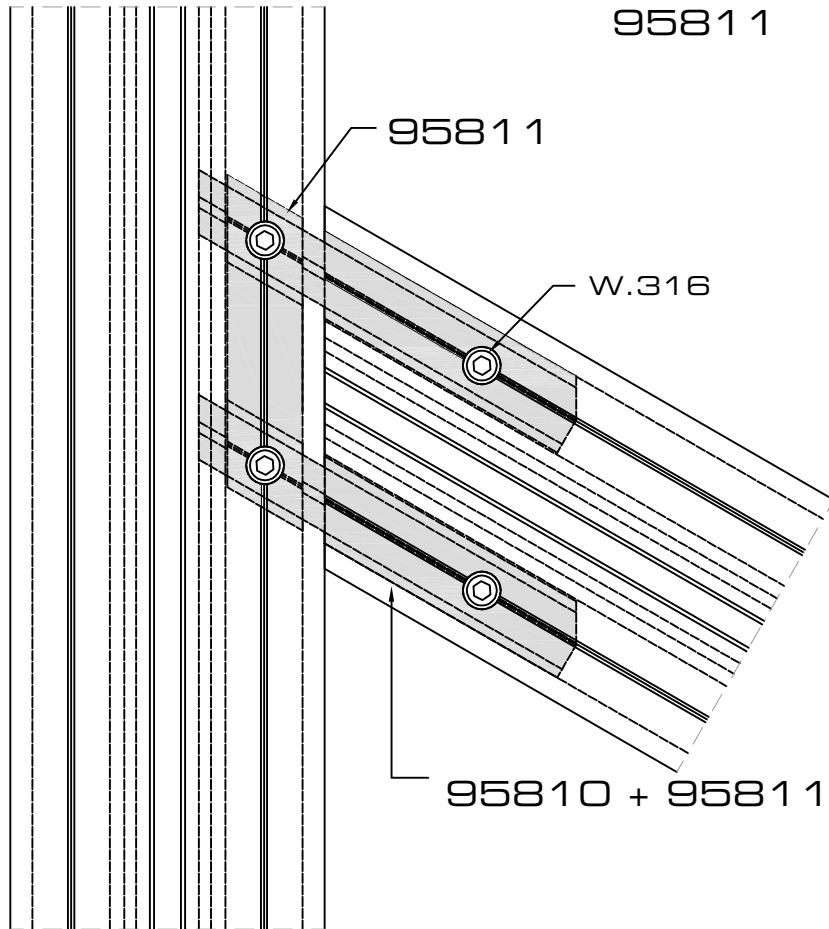
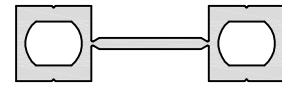


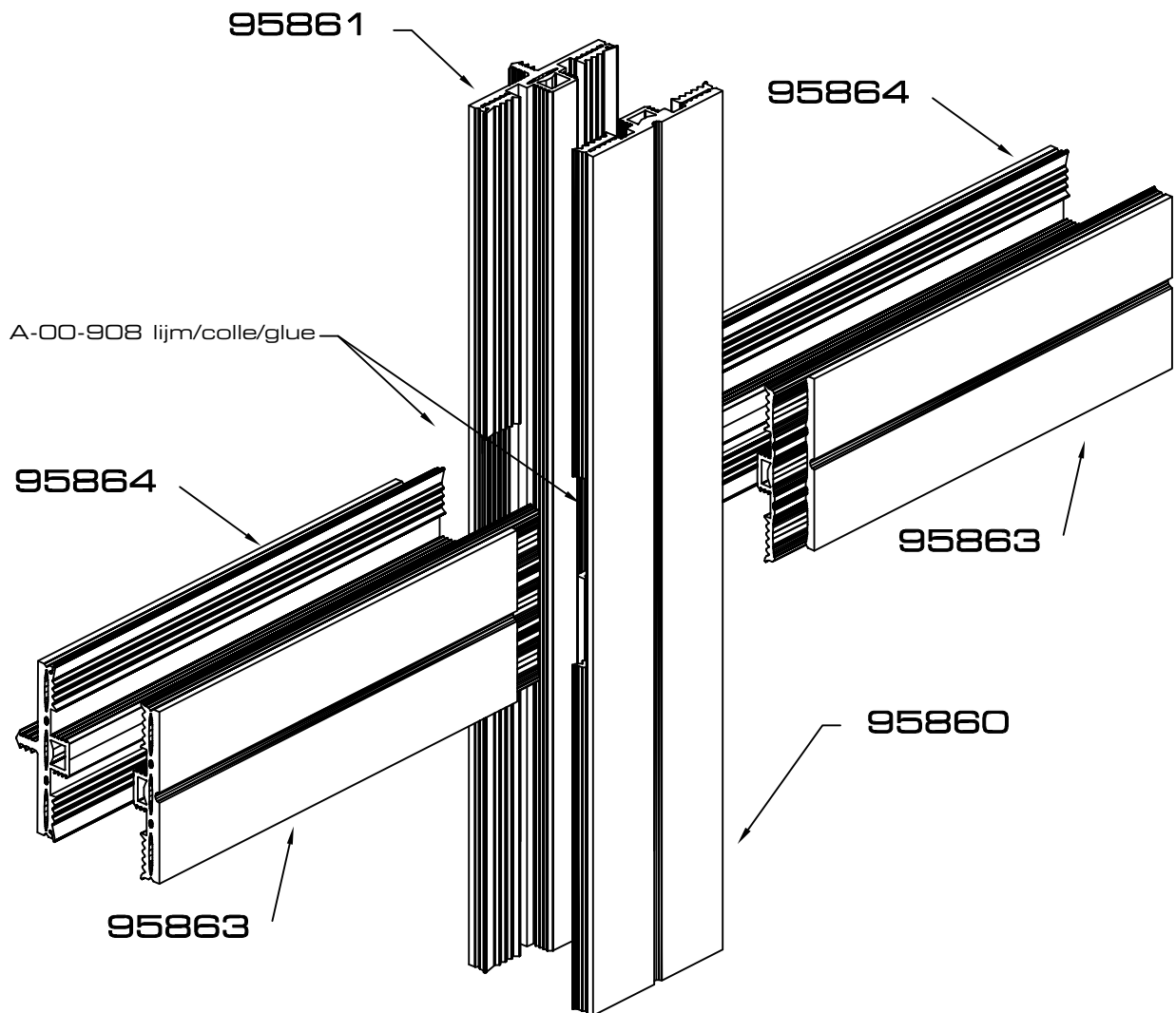
95833

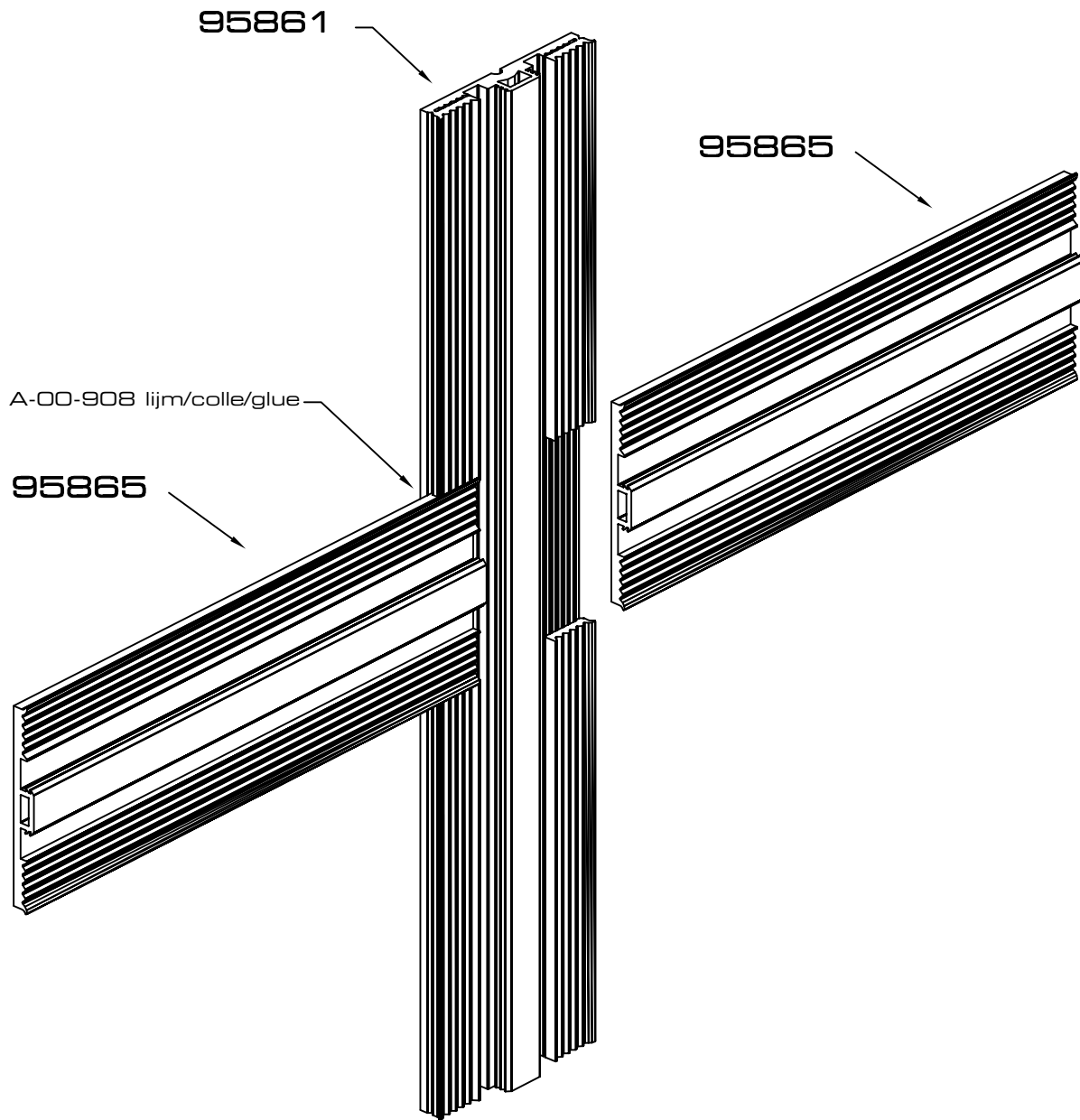
95902

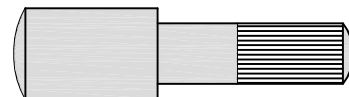




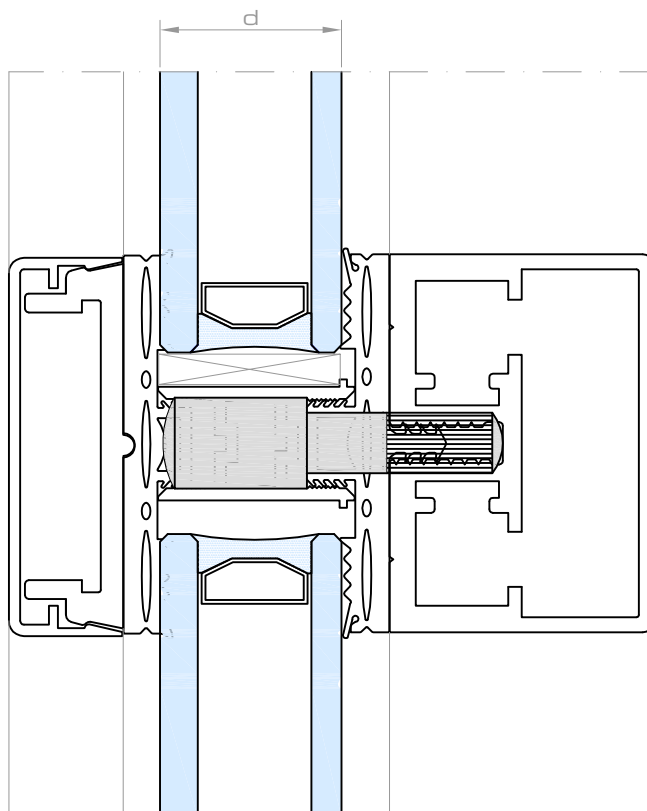


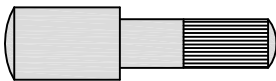

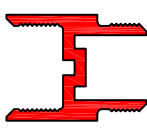



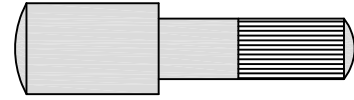




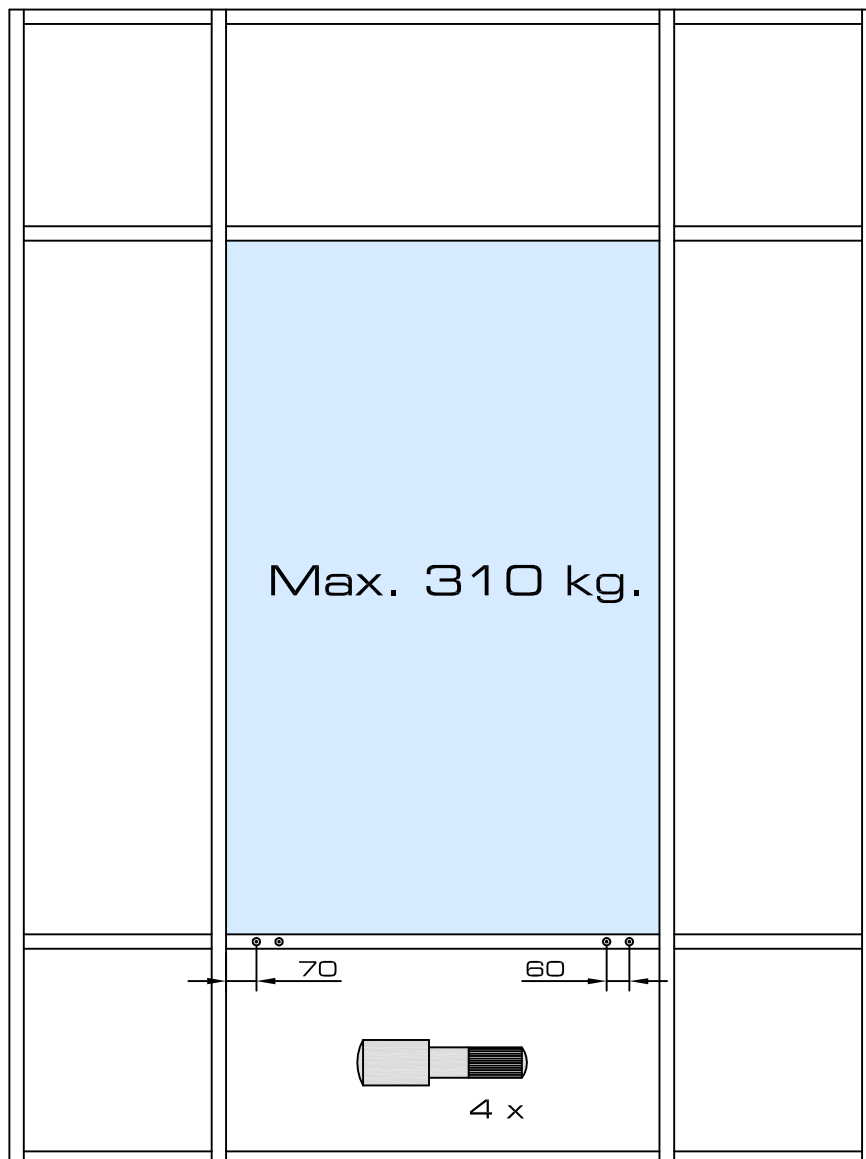
95400-95406



| | | | |
|---|---|---|---|
|  |  |  |  |
| 95400 | 23-26mm | | 95840 |
| 95401 | 27-30mm | | 95841 |
| 95402 | 31-34mm | | 95842 |
| 95404 | 35-38mm | 95848 | 95840 |
| 95405 | 39-42mm | 95848 | 95841 |
| 95406 | 43-44mm | 95848 | 95842 |

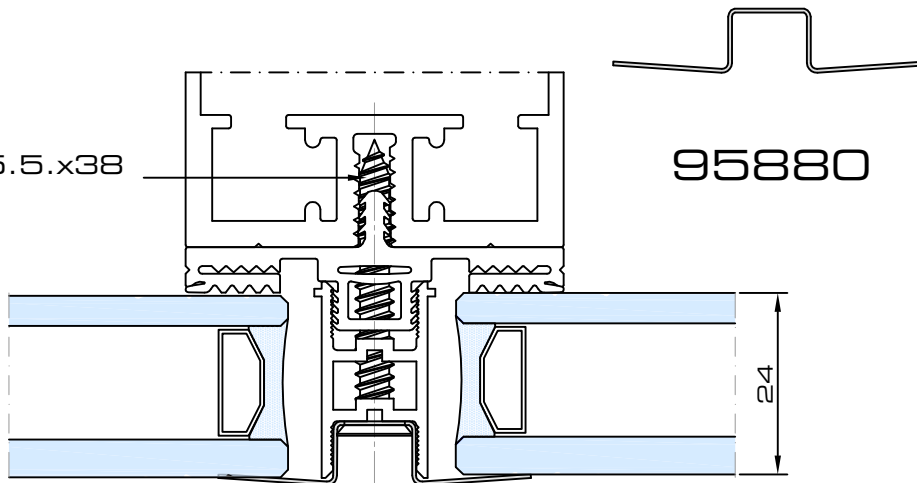


95400-95402

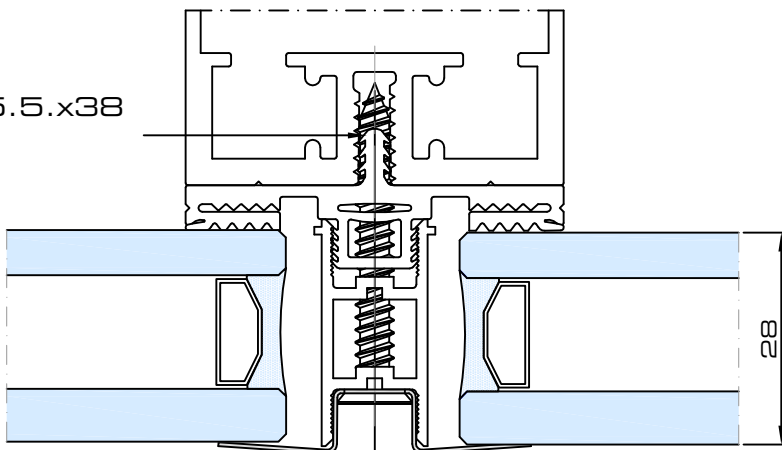


DIN 7982 5.5.x38

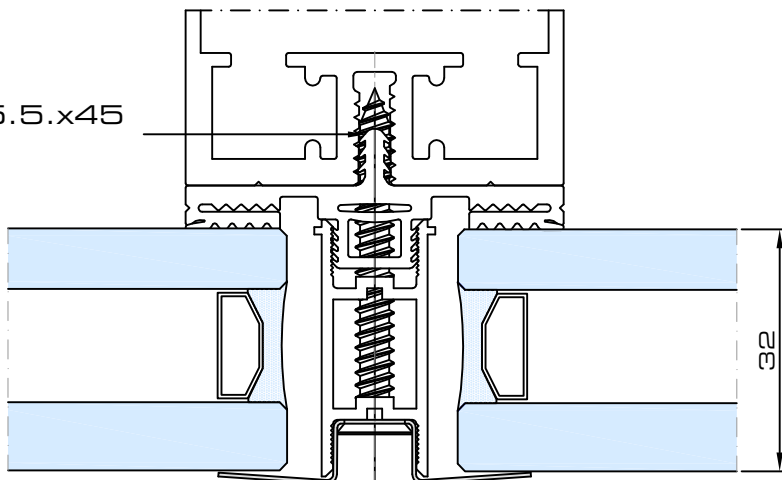
95880



DIN 7982 5.5.x38

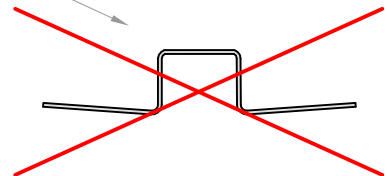
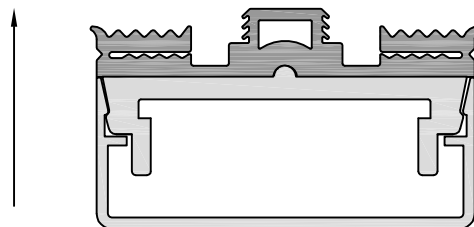
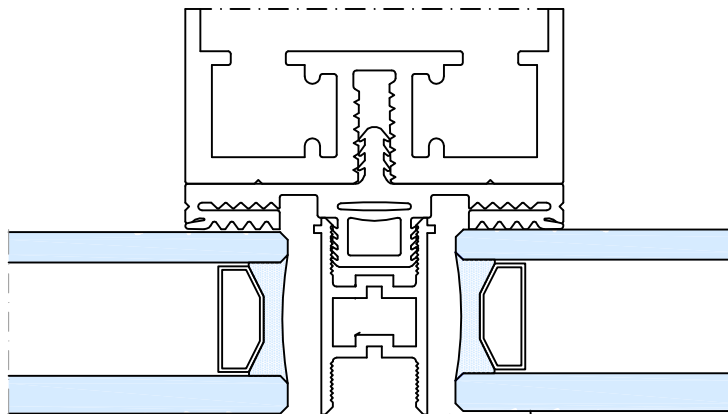




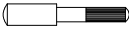
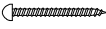
DIN 7982 5.5.x45





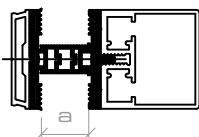
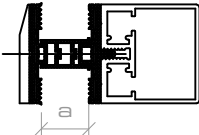
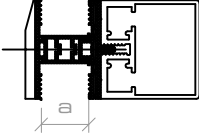
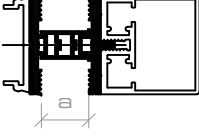
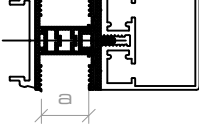




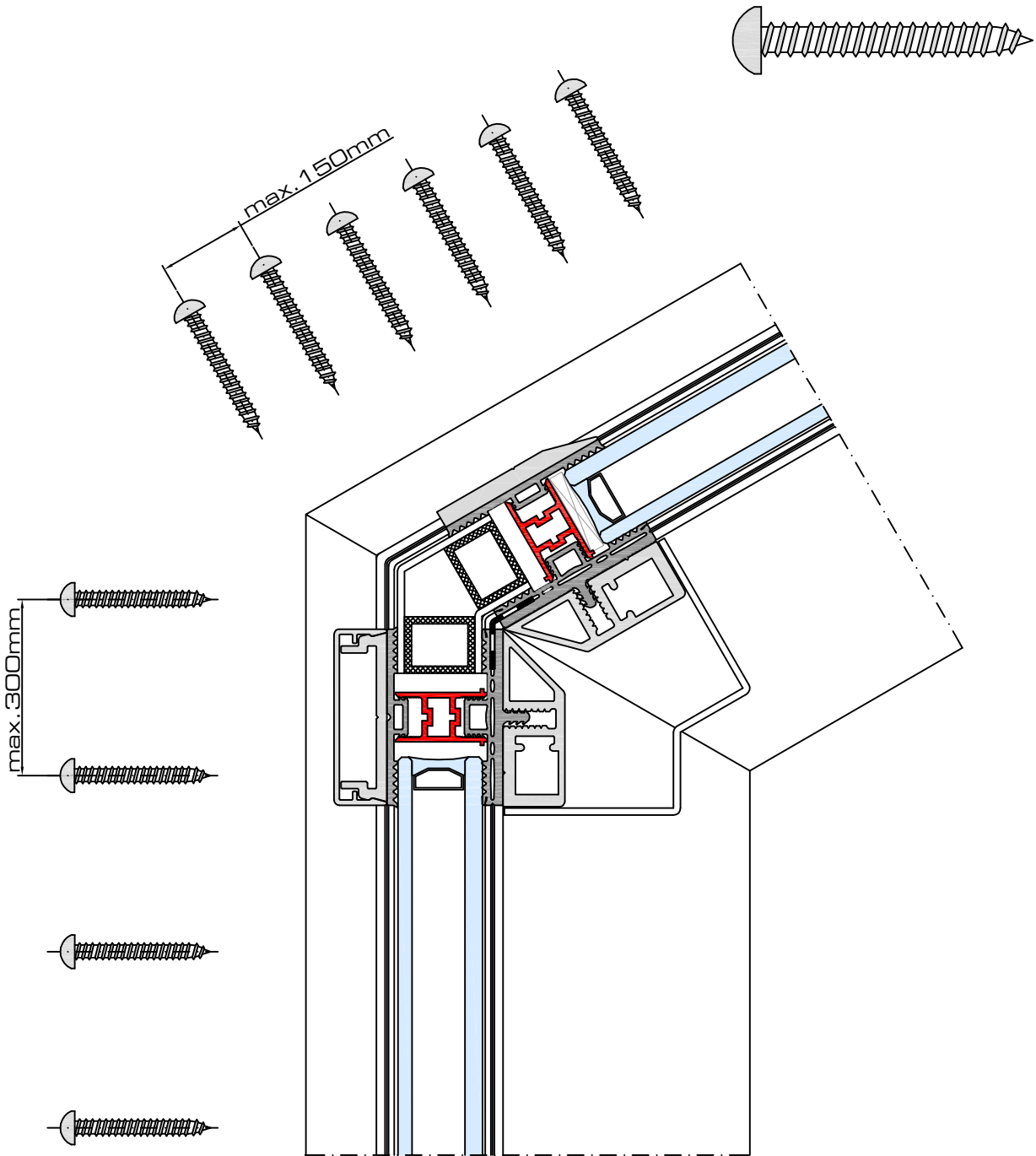
95880

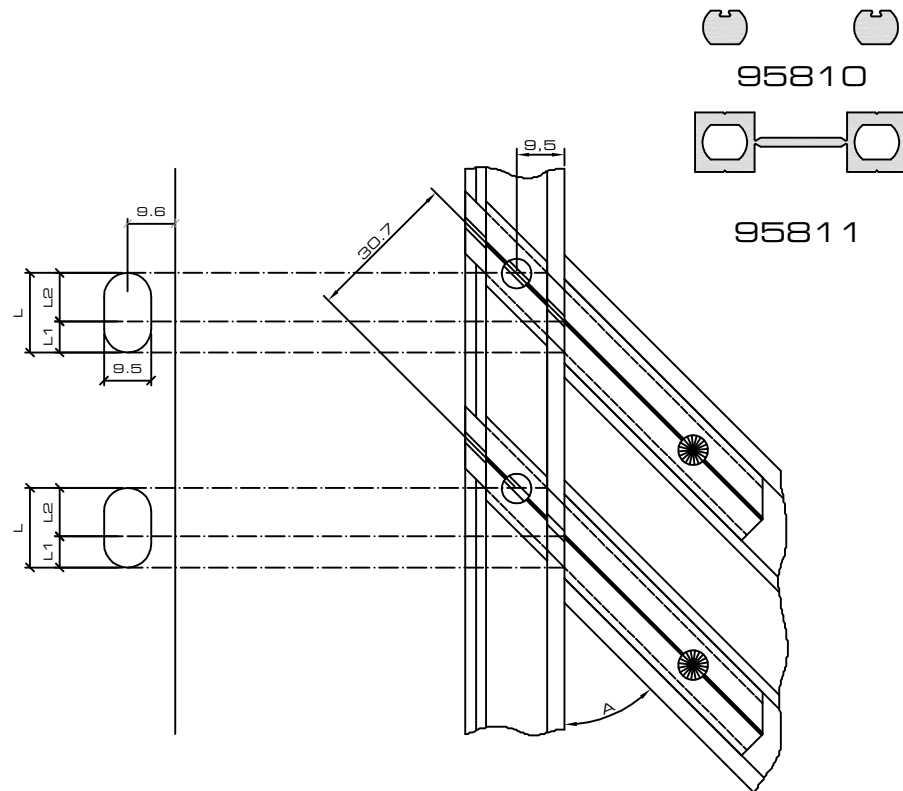


|  |  |  |  |
|---|---|---|---|
| 6 | 95843 | - | W.323 |
| 7 | 95843 | - | W.323 |
| 8 | 95843 | - | W.323 |
| 9 | 95843 | - | W.609 |
| 10 | 95843 | - | W.609 |
| 15 | 95844 | - | W.610 |
| 16 | 95844 | - | W.610 |
| 17 | 95844 | - | W.610 |
| 18 | 95844 | - | W.610 |
| 23 | 95840 | 95400 | W.611 |
| 24 | 95840 | 95400 | W.611 |
| 25 | 95840 | 95400 | W.611 |
| 26 | 95840 | 95400 | W.611 |
| 27 | 95841 | 95401 | W.611 A |
| 28 | 95841 | 95401 | W.611 A |
| 29 | 95841 | 95401 | W.611 A |
| 30 | 95841 | 95401 | W.611 A |
| 31 | 95842 | 95402 | W.612 |
| 32 | 95842 | 95402 | W.612 |
| 33 | 95842 | 95402 | W.612 |
| 34 | 95842 | 95402 | W.612 |
| 35 | 95840+95848 | 95404 | W.612 |
| 36 | 95840+95848 | 95404 | W.612A |
| 37 | 95840+95848 | 95404 | W.612A |
| 38 | 95840+95848 | 95404 | W.612A |
| 39 | 95841+95848 | 95405 | W.612A |
| 40 | 95841+95848 | 95405 | W.612A |
| 41 | 95841+95848 | 95405 | W.613 |
| 42 | 95841+95848 | 95405 | W.613 |
| 43 | 95842+95848 | 95406 | W.613 |
| 44 | 95842+95848 | 95406 | W.613 |



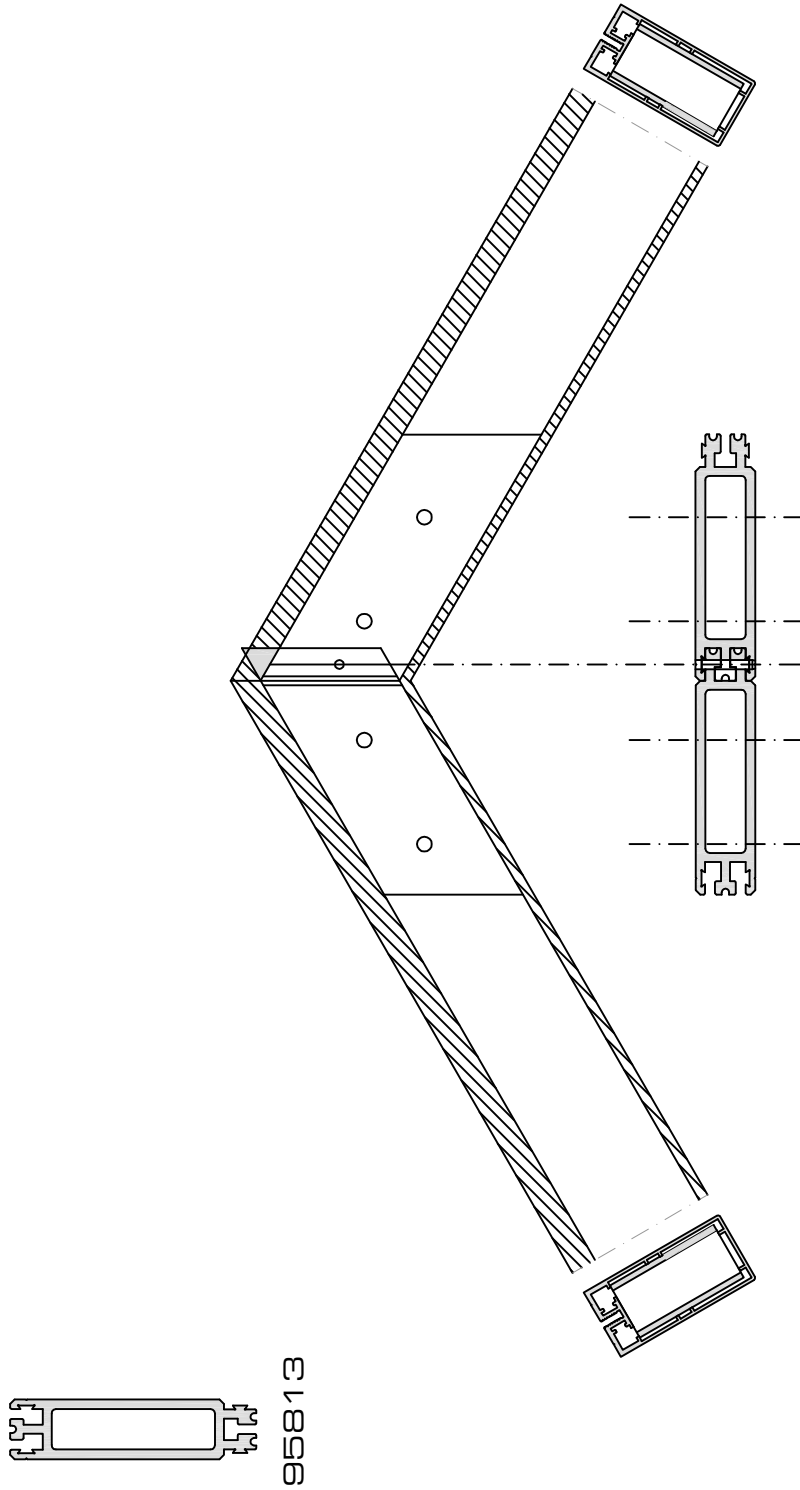
| | a | DIN 7981 | | DIN 7982 | |
|---|-------|--|---|----------|---------|
| | |  |  | | |
|  | 8 mm | W.323 | B5.5x32 | - | |
| | 16 mm | W.610 | B5.5x45 | - | |
| | 24 mm | W.611 | B5.5x50 | - | |
| | 28 mm | W.611A | B5.5x55 | - | |
| | 32 mm | W.612 | B5.5x60 | - | |
|  | 8 mm | - | | W.630 | B5.5x38 |
| | 16 mm | - | | W.631 | B5.5x45 |
| | 24 mm | - | | W.632 | B5.5x50 |
| | 28 mm | - | | - | |
| | 32 mm | - | | - | |
|  | 8 mm | - | | W.629 | B5.5x32 |
| | 16 mm | - | | W.630 | B5.5x38 |
| | 24 mm | - | | W.632 | B5.5x50 |
| | 28 mm | - | | - | |
| | 32 mm | - | | - | |
|  | 8 mm | W.323 | B5.5x32 | - | |
| | 16 mm | W.610 | B5.5x45 | - | |
| | 24 mm | W.611 | B5.5x50 | - | |
| | 28 mm | W.611A | B5.5x55 | - | |
| | 32 mm | W.612 | B5.5x60 | - | |
|  | 8 mm | W.323 | B5.5x32 | - | |
| | 16 mm | W.609 | B5.5x38 | - | |
| | 24 mm | W.611 | B5.5x50 | - | |
| | 28 mm | W.611A | B5.5x55 | - | |
| | 32 mm | W.612 | B5.5x60 | - | |
|  | 8 mm | - | | - | |
| | 16 mm | - | | - | |
| | 24 mm | - | | - | |
| | 28 mm | - | | - | |
| | 32 mm | - | | - | |
|  | - | - | | - | |
| | - | - | | - | |
| | 24 mm | W.609 | B5.5x38 | W.630 | B5.5x38 |
| | 28 mm | W.609 | B5.5x38 | W.630 | B5.5x38 |
| | 32 mm | W.610 | B5.5x45 | W.631 | B5.5x45 |

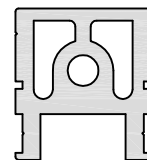




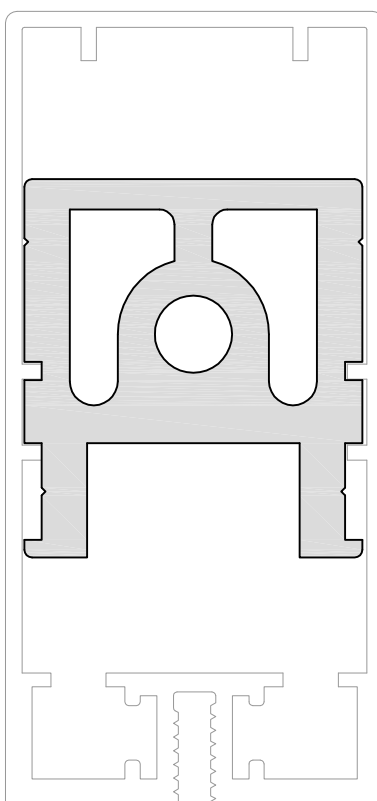
| < A | L1 | L2 | L |
|-------|------|------|-------|
| 90.0° | 4.75 | 4.75 | 9.50 |
| 87.5° | 4.75 | 4.90 | 9.65 |
| 85.0° | 4.80 | 5.10 | 9.90 |
| 82.5° | 4.80 | 5.30 | 10.10 |
| 80.0° | 4.80 | 5.40 | 10.20 |
| 77.5° | 4.90 | 5.60 | 10.50 |
| 75.0° | 4.90 | 5.90 | 10.80 |
| 72.5° | 5.00 | 6.10 | 11.10 |
| 70.0° | 5.00 | 6.30 | 11.30 |
| 67.5° | 5.10 | 6.60 | 11.70 |
| 65.0° | 5.20 | 6.80 | 12.00 |
| 62.5° | 5.30 | 7.10 | 12.40 |
| 60.0° | 5.40 | 7.50 | 12.90 |
| 57.5° | 5.60 | 7.80 | 13.40 |

| < A | L1 | L2 | L |
|-------|-------|-------|-------|
| 55.0° | 5.70 | 8.20 | 13.90 |
| 52.5° | 5.90 | 8.60 | 14.50 |
| 50.0° | 6.10 | 9.10 | 15.20 |
| 47.5° | 6.30 | 9.50 | 15.80 |
| 45.0° | 6.60 | 10.10 | 16.70 |
| 42.5° | 6.90 | 10.70 | 17.60 |
| 40.0° | 7.20 | 11.40 | 18.60 |
| 37.5° | 7.60 | 12.20 | 19.80 |
| 35.0° | 8.10 | 13.10 | 21.20 |
| 32.5° | 8.60 | 14.10 | 22.70 |
| 30.0° | 9.20 | 15.30 | 24.50 |
| 27.5° | 9.90 | 16.70 | 26.60 |
| 25.0° | 10.80 | 18.30 | 29.10 |
| 22.5° | 11.90 | 20.40 | 32.30 |





95818



Processus de production HERA

Profiles de base.

Les profiles 95700 jusqu'à 95709 inclus, forment la base de la construction. Ils sont tous combinable. En cas de nécessité ils peuvent-être prévu d'un renfort en profiles de commerce, soit en alu, soit en acier. La construction n'a pas d'influence sur le drainage du système. Aussi bien les montants que les traverses peuvent-être dominantes.

Dans le processus de montage qui suit, le montant sera dominant, donc un montage vertical.

Raccord montant-traverse.

Avec le raccord 95834 vous pouvez faire un raccord droit ou un arc de segment limité.

- Perçage des trous dans le montant et les traverses à l'aide des gabarits 95900 et 95902.
- Les trous dans les montants et la face supérieure des traverses sont 4,5 – 4,8 mm. Les trous dans les traverses doivent-être taraudés M6.
- Le raccord 95834 sera fixé au moyen des vis W.611, contre les faces latérales des montants.
- Ensuite on glisse la traverse sur le raccord. Au moyen des visse de réglage W.316 on tire la traverse contre le montant.

Dans le cas des constructions diverses (3-dimensionnelle ou angles vifs) on peut utiliser le raccord 95833. Nous pouvons vous donner un avis selon chaque situation spécifique.

Les joints en EPDM

Le drainage du système Hera 50, s'effectue par les canaux qui se trouvent dans les joints EPDM qui couvrent toute la largeur du profile.

Toutes les surfaces vitrées sont drainées par les montants. Par conséquent les usinages dans les profiles de serrage et les coiffes n'e sont pas nécessaire.

Les joints EPDM extérieurs peuvent également se monter avec recouvrement des horizontaux sur les verticaux.

Joint de base.

95861 joints verticaux intérieurs et 95860 joints verticaux extérieurs

95865 joints horizontaux intérieurs et 95863 joints horizontaux extérieurs

95865 joint horizontal (application en toiture combiné avec coiffe 95756)

Procédure :

- Poser le joint verticale intérieur 95861 sur le montant. Enlever la lèvre du joint sur une longueur de 50 mm à l'endroit des raccords. Le joint est prévu d'une sécante.
- Déterminer la longueur du joint horizontal intérieur 95864 = dimension jour + 25 mm recouvrement (12,5 mm de chaque coté). Le joint creux doit être incisé comme indiqué sur le dessin à l'aide d'un couteau fil ou la machine à coupe rapide 95621.
Important ! Ne pas inciser les drains !
- Le procédé des joints extérieurs est identique.

Note importante :

Les joints intérieurs seront toujours traités selon la description citée ci-dessus. Nous conseillons de coller les joints ensemble au recouvrement. Attention pour le drain.

Pour les façades droites ou incliné, il suffit de faire un assemblage par aboutement entre les joints verticaux extérieur 95860 et horizontaux 95863. La longueur du joint horizontaux extérieur = dimension jour + un recouvrement qui permet d'avoir un aboutement parfait.

Dans des situations extrêmes, déterminé par le vent, la hauteur du bâtiment et la situation de la construction, vous pouvez consulter Blyweert Aluminium.

Pour une toiture en pente Blyweert Aluminium recommande de faire un recouvrement des joints extérieurs et intérieurs et coller les joints ensemble aussi bien à l'intérieur qu'à l'extérieur. Spécialement pour les traverses horizontales en toiture nous avons créé le joint 95865. Dimensions identiques que pour les façades, sauf que dans ce cas ci le joint vertical à une découpe dans laquelle on place le joint horizontal 95865. Le profile de serrage 95756 ce fixe sur ce joint d'étanchéité et stimule une évacuation d'eau facile.

Profiles isolateurs.

Les profiles isolateurs sont disponible en plusieurs dimensions, en fonction des épaisseurs de vitrages. Ils s'accrochent sur les joints intérieurs.

Dans le sens vertical il est à conseiller d'utiliser des isolateurs en une pièce. Les jonctions sont à colmater sans boucher les drains.

Dans le sens vertical l'isolateur à la même longueur que le joint intérieur. L'isolateur horizontal doit être placé en une pièce afin d'obtenir une évacuation d'eau optimale. Avant la pose de l'isolateur, les trous pour la pose des supports vitrages, doivent être percé.

Supports vitrages.

A l'aide des supports vitrages en inox, le poids du vitrage est transmis vers la construction de base du mur rideau. La longueur des supports vitrages est déterminée par l'épaisseur du vitrage. Dans tous les cas il faut prévoir 4 supports vitrage par champs de vitrage.

Poids maximum par volume = 310 kg.

Procédure :

- Percer l'isolateur avec une mèche de 12 mm, à 70 mm ou bien 130 mm.
- Presser l'isolateur sur le joint. Dans l'axe des trous diam. 12 mm, transpercer diam. 8 mm jusqu'à la paroi qui se trouve derrière la gorge fileté. Attention, ne pas percer dans la partie tubulaire du profile de base.
- Enlever les copeaux d'aluminium à l'aide de l'air comprimé. Ensuite introduire les supports vitrage dans les trous à l'aide d'un mandrin. Les supports vitrage vont se fixer grâce à la tête moletée.

Note : Ne jamais percer les trous diam. 12 mm quand l'isolateur est déjà fixé sur le joint intérieur pour éviter des infiltrations d'eau.

Montage

Calles vitrage standard (selon recommandations du fournisseur) posé sur l'isolateur à l'endroit des supports de vitrage.

Les vitrages ou panneaux isolants peuvent-être fixé provisoirement à l'aide du gabarit de montage 98880. Le gabarit est à enlever avant la pose des joints extérieurs et les profiles de serrage.

Finition façade ou partie inclinée : Pose de joints extérieurs et colmatage. Pose de profiles de serrage verticaux, puis les horizontaux. Pendant la pose des profiles de finition, il faut tenir compte avec un joint de dilatation entre les profiles horizontaux et verticaux pour éviter les déformations (surtout avec les teintes foncées).

Entraxe des visse de fixation en façade = maximum 300 mm.

Entraxe des visse de fixation en toiture ou façade inclinée = 150 mm.

Résumé des dimensions importantes !

| | | |
|-----------------------------------|-----------------|-------------------------|
| Joint intérieur horizontale 95864 | dimension jour | + 25 mm recouvrement. |
| Joint extérieur horizontale 95863 | dimension jour | + 25 mm recouvrement. |
| Joint extérieur horizontale 95865 | dimension jour | + 25 mm recouvrement. |
| Isolateurs horizontaux | dimension jour | + 25 mm recouvrement. |
| Supports vitrages | perçage | à 70 et 130 mm du bord. |
| Profils de serrages horizontaux | dimension jour | - 4 mm |
| Dimensions vitrages | dimensions jour | + 26 mm (2 x 13 mm) |

productiestappen van de Hera

Basisprofielen

De profielen 95700 tot en met 95709 vormen de basis van de constructie. Deze profielen zijn allemaal met elkaar te combineren. In de profielen kunnen ter versterking of ten behoeve van doorkoppelen standaard handelslengten aluminium of stalen kokers geschoven worden. De constructie staat los van de afwatering van het systeem, er kan dus naar wens gekozen worden voor een verticale of horizontale overspanning van de gevel. In de volgende montage- volgorde gaan we uit van de verticale opbouw van de gevel.

T-verbinding

Met de t-verbinder 95834 kunt u rechte of licht geknikte (gesegmenteerde) verbindingen maken.

Werkwijze :

- Gatenpatronen op stijlen en regels aanbrengen met behulp van de boormallen 95900 en 95902
- Gaten aan de zijkanten van de stijlen en bovenkanten regels dienen 4.5 mm-4.8 mm te zijn. In de gaten die aan bovenzijde van de regel geboord worden dient draad M6 getapt te worden.
- De t-verbinder 95834 wordt met behulp van schroeven W.611(M5.5x50 mm) tegen de zijkanten van de stijlen bevestigd.
- De regel kan nu over de t-verbinder geschoven worden. Door middel van plaatsen en aandraaien van de stelschroeven W.316 trekt de regel nu naar de stijl toe.

In geval van afwijkende constructies (3-dimensionale verbindingen, verbindingen met scherpe vergradingen) kan er gebruik gemaakt worden van t-verbinder 95833. Graag geven wij hierover advies afhankelijk van de situatie.

EPDM- dichtingen

De afwatering van het Hera 50 systeem vindt plaats in Epdm- dichtingen die over de volle breedte van het profiel lopen. De waterkanalen zijn hierin voorgevormd.

Alle glasvlakken worden afgewaterd naar de stijlen. Het is dus niet nodig om te compartimenteren, zodat in schroef- en afdeklijsten geen afwatering gefreesd hoeft te worden. Dichtingen kunnen eventueel aangebracht worden zonder dat er sprake is van stuiknaden. (rubbers lopen geheel in elkaar over)

Basisrubbers

95861 binnenrubber vertikaal

95860 buitenrubber vertikaal

95864 binnenrubber horizontaal

95863 buitenrubber horizontaal

95865 buitenrubber horizontaal (toepassing in daken, gecombineerd met afdeklijst 95756)

Werkwijze :

- De verticale binnenrubber 95861 aanbrengen op de stijl. Ter plaatse van t-verbindingen met behulp van een scherp stanleymes het op te lichten flapje van de rubber over de breedte van 50 mm wegsnijden. De rubber is hiervoor speciaal voorzien van een snijrand.
- Maat bepalen van de horizontale binnenrubber 95864 : = **dagmaat van het glasvlak + 25 mm opleg** (12.5 mm opleg per zijde)
De holle rubber dient te worden ingesneden als op tekening te zien is. Belangrijk is dat de waterkanalen in tact blijven !!! Dit kan door middel van een scherp stanleymes of een rubberstansmachine (no. 95621)
- De buitenrubbers zijn op een identieke manier ontwikkeld als de binnenrubbers. Ook deze kunnen op dezelfde manier ingesneden worden.

N.B. : de **binnenrubbers** dienen altijd op de manier ingesneden en overlapt te worden als hiervoor aangegeven. Wij bevelen ook aan de overlapping te verlijmen. Let er echter op dat het waterkanaal open blijft.

In gevels en vooroverhangende gevels kunt u volstaan met tegen elkaar stuiken van de buitenrubbers 95860 (vertikaal) en 95863 (horizontaal). De horizontale buitenrubber krijgt dan de lengte van de dagmaat van het glasvlak + overlengte om de stuiknaad zo strak mogelijk te sluiten. In extreme situaties bepaald door windsnelheidsgebied, gebouwhoogte, terrein dient overleg met Blijweert aluminium plaats te vinden.

In daken en hellende gevels adviseren wij **zowel de horizontale binnenrubbers als buitenrubbers te laten overlappen met de verticale rubbers en deze overlappingen te verlijmen.**

Speciaal voor de horizontale regels in daken en hellende gevels is de rubber 95865 ontwikkeld: deze rubber krijgt dezelfde maat als de normale overlappende rubber, namelijk dagmaat glasvlak + 25 mm.

De rubber kan echter gewoon recht worden afgeknipt. Alleen de verticale rubber wordt nu nog ingesneden, zodat rubber 95865 hierin kan doorlopen.

Afdeklíjst 95756 sluit aan op deze dichtingsrubber, en zorgt ervoor dat water gemakkelijker van dak of hellende gevel kan lopen.

Isolatoren

De isolatoren zijn verkrijgbaar in verschillende maten, afhankelijk van de glasdikte.

Ze kunnen eenvoudig op de binnenrubber geduwd worden.

Vertikaal de isolatoren zoveel mogelijk toepassen uit een stuk, eventuele koppelnaden verlijmen zonder het waterkanaal van de rubberdichting af te sluiten.

Horizontaal krijgt de isolator dezelfde maat als de horizontale binnenrubber 95864, namelijk **dagmaat glasvlak + 25 mm**. De horizontale isolator moet uit een stuk toegepast worden in verband met de afwatering. Voordat de horizontale isolator geplaatst wordt dient deze geboord te worden ten behoeve van de glassteunen.

N.B. de isolator zo plaatsen dat de schroeven t.b.v. de glasplaatsing zich via de isolator centreren naar het schroefkanaal van het basisprofiel.

Glassteunen

Met behulp van de Rvs glassteunen wordt het glasgewicht naar de basisconstructie van de vliesgevel overgedragen. De lengte van de glassteunen is afhankelijk van de glasdikte. Voor alternatieve glasdiktes/glassteunen graag overleg met Blijweert aluminium.

In alle gevallen dienen 4 stuks glassteunen per glasveld gebruikt te worden. Hiermee mag tot 310 kg. glas toegepast worden.

Werkwijze :

- De isolator op respectievelijk 70 mm en 130 mm uit de kant doorboren met boor 12 mm.
- De isolator op het rubber drukken. In het hart van de reeds geboorde gaten rond 12 mm een boor 8 mm zetten, en hiermee doorboren tot aan de wand die achter het schroefkanaal ligt. Dus niet doorboren tot in de hoofdkamer van het basisprofiel !
- De boorverspanning met behulp van een luchtpistool uit de gaten blazen. Hierna kan met behulp van een slagpen de glassteun in het geboorde gat worden geslagen. Door de speciale karteling trekt de glassteun goed vast in het geboorde gat.

N.B. : de isolator nooit doorboren met boor 12 mm als deze reeds op het binnenrubber geplaatst is. Het risico bestaat dan dat de rubber dusdanig kapot geboord wordt en water op niet gewenste plaatsen terecht komt.

Montage

Standaard glasplaatjes volgens advies glasleverancier op de isolator leggen ter plaatse van de RVS glassteunen.

De geplaatste ruiten of panelen kunnen tijdelijk vastgezet worden met het montageplaatje 95880. Dit dient echter weer verwijderd te worden als de gevel definitief afgewerkt gaat worden met de buitenrubbers en schroeflijsten.

Afwerken van de gevel of dak

De buitenrubbers aanbrengen, al dan niet overlappend. Verlijmen van de overlappingen indien nodig.

Vertikale schroeflijsten plaatsen, daarna de horizontalen.

Schroeven in gevels hart op hart minimaal om de 300 mm.

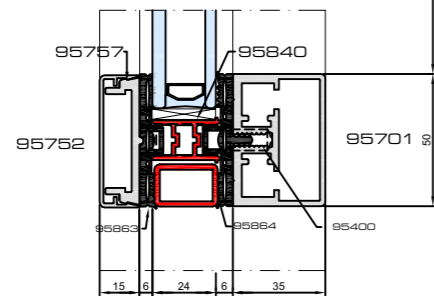
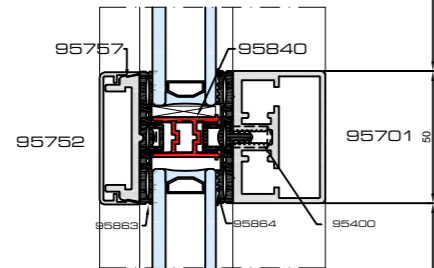
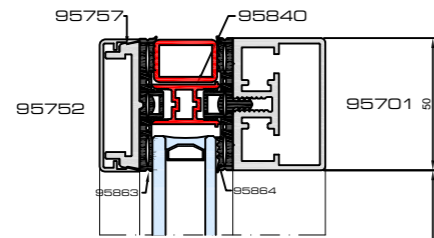
Schroeven in daken of hellende gevels om de 150 mm.

Na het aanbrengen van de schroeflijsten eerst de verticale afdekljsten aanbrengen, daarna de horizontale afdekljsten. De horizontale afdekljsten met name bij donkere kleuren speling geven tussen de verticale lijsten in, om in geval van uitzetting vervorming van deze afdekljsten te voorkomen.

Belangrijke maten kort samengevat

| | |
|--------------------------------------|--|
| Horizontale binnenrubber 95864 mm | dagmaat glasvlak + 25 |
| Horizontale buitenrubber 95863 mm | dagmaat glasvlak + 25 (of dagmaat + overlengte) |
| Horizontale buitenrubber 95865 mm | dagmaat glasvlak + 25 |
| Horizontale isolatoren mm | dagmaat glasvlak + 25 |
| Glassteunen | boren op 70 en 130 mm van de zijkanten |

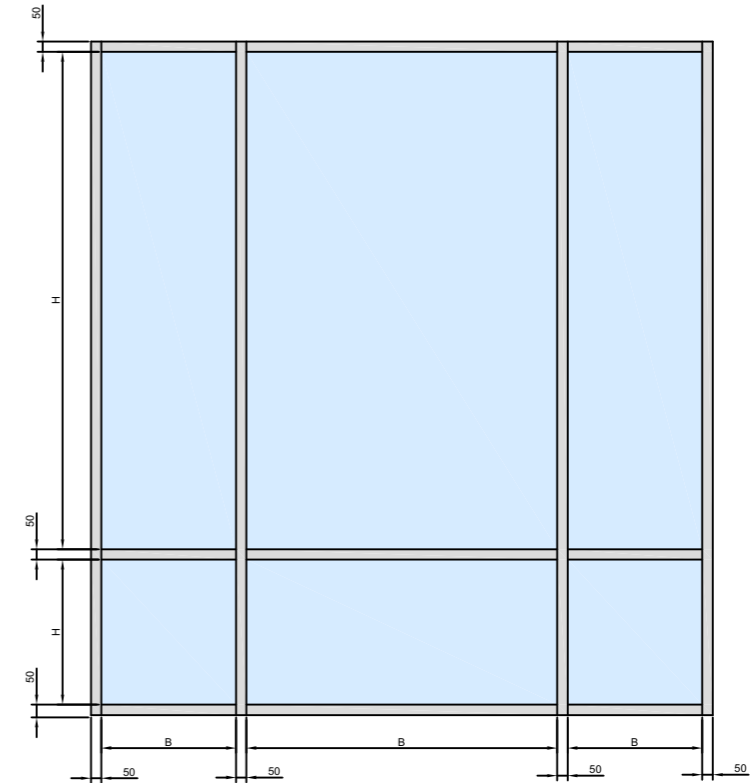
| | |
|----------------------------|---|
| Horizontale schroeflijsten | dagmaat glasvlak – 4 mm |
| Schroeven | Hart op hart 300 mm in gevels Hart op hart 150 mm in daken |
| Glasmaten | dagmaat glasvlak + 26 mm (13 mm opleg per zijde) |

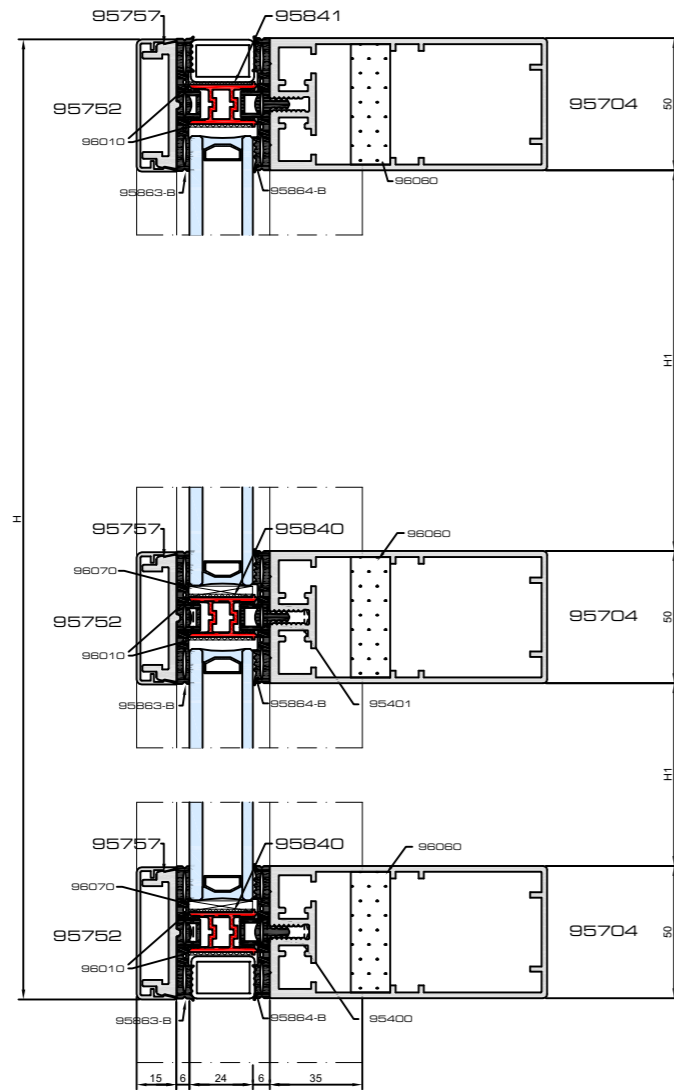


| | | B | # | H | # |
|-------|--|---------|---|---|---|
| 95704 | | - | - | H | 4 |
| 95701 | | B | 6 | | |
| | | B | 3 | | |
| 95757 | | - | - | H | 4 |
| | | B - 4 | 6 | - | - |
| | | B - 4 | 3 | - | - |
| 95753 | | - | - | H | 4 |
| 95752 | | B - 2 | 6 | - | - |
| | | B - 2 | 3 | - | - |
| 95840 | | - | - | H | 4 |
| | | B + 25 | 6 | - | - |
| | | B + 25 | 3 | - | - |
| 95313 | | | | H | 2 |
| | | B - 100 | 6 | - | - |

| | | | | |
|-------|--------|---|--------|------------------|
| 95860 | H | 4 | 95400 | 24 |
| 95861 | H | 4 | 95834 | 18 |
| 95863 | B + 25 | 6 | W.611 | 36 |
| | B + 25 | 3 | W.360a | 36 |
| 95864 | B + 25 | 6 | 95880 | 16 |
| | B + 25 | 3 | W.611 | h.o.h. max.300mm |

| | B | H |
|--|--------|--------|
| | B + 26 | H + 26 |





| | | B | # | H | # |
|-----------|--|--------|---|---|---|
| 95704 | | - | - | H | 4 |
| 95704 | | B | 6 | | |
| | | B | 3 | | |
| 95757 | | - | - | H | 4 |
| | | B - 4 | 6 | - | - |
| | | B - 4 | 3 | - | - |
| 95753 | | - | - | H | 4 |
| 95752 | | B - 2 | 6 | - | - |
| | | B - 2 | 3 | - | - |
| 95841 | | - | - | H | 4 |
| | | B + 25 | 6 | - | - |
| | | B + 25 | 3 | - | - |
| 96100 | | - | - | H | 4 |
| FE U 40x3 | | - | - | H | 4 |

| | | | | |
|---------|---------|----|--------|---------------------|
| 95860-B | H | 4 | W.360a | 36 |
| 95861-B | H | 4 | W.611a | h.o.h max. 300mm |
| 95863-B | B1 + 25 | 6 | 96010 | B1 + 25 |
| | B2 + 25 | 3 | | B2 + 25 |
| 95864-B | B1 + 25 | 6 | | H |
| | B2 + 25 | 3 | 96040 | H |
| 95401 | | 24 | 96050 | B/ h.o.h max. 400mm |
| 95834 | | 18 | | H/ h.o.h max. 600mm |
| M6 x100 | | 12 | 96060 | |
| M6 x130 | | 12 | 96070 | |
| M6 moer | | 24 | | |
| M6 ring | | 24 | | |

