
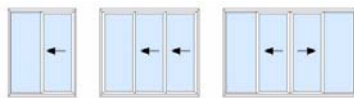


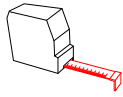
blyweert®

aluminium
exactly your profile

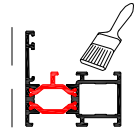


Kolos P25





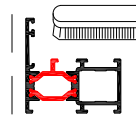
Lengte (mm)
Longueur (mm)
Length (mm)



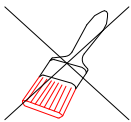
Omtrek
Périmètre
Perimeter



Kleur
Couleur
Color



Borstel-omtrek
Périmètre brossage
Perimeter of brushing



Brut
Brut
Mill finish



Pershoek
Équerre sertir
Clamping corner



Zwart
Noir
Black



Schroefhoek
Équerre à visser
Square coupling joint



Wit
Blanc
White



T-verbinding
Attacher traverse
Connection for transom



RAL
RAL
RAL



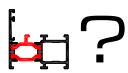
Variabele hoekverbinding
Équerre à angle variable
Adjustable connecting component



Pagina
Page
Page



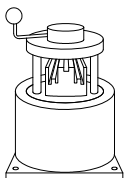
Primaire zichtzijde
Surface primaire
Primary surface



Toepassing
Application
Application



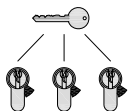
Secundaire zichtzijde
Surface secondaire
Secondary surface



Kapmatrijs
Poinçonneuse
Punch tool

AN


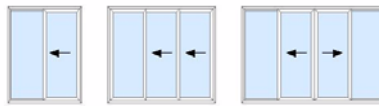
Geanodiseerd
Anodisé
Anodised



Cilinder gelijksluitend
Cylindre même fermeture
Cylinder keyed-alike


~~AN~~

Niet geanodiseerd
Pas de anodisé
not anodised



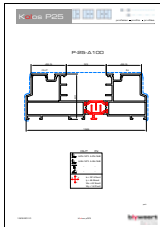
Profieloverzicht
Overview profil
Profile overview

p. 5



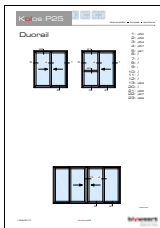
Toebehoren
Accessoires
Accessories

p. 11




Profielen
Profils
Profiles

p. 37



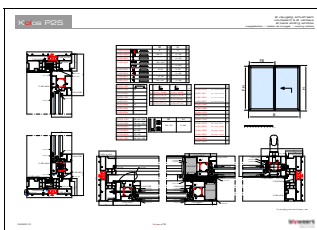
Doorsneden
Coupes
Section

p. 57



Statica
Statique
Statics

p. 83



Zaagtabellen
Tables de sciages
Sawing tables

p. 91

duorail - hefschuif

2 vleugelig schuifraam
coulissant à 2 vantaux
2 pane sliding window

p. 91
p. 93

duorail - schuif

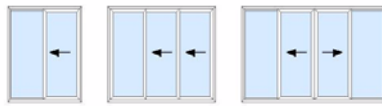
2 vleugelig schuifraam
coulissant à 2 vantaux
2 pane sliding window

p. 92
p. 94

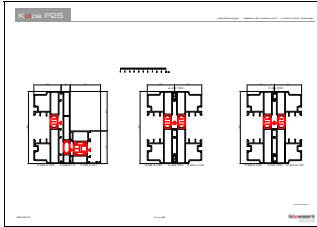
duorail - hefschuif

4 vleugelig schuifraam
coulissant à 4 vantaux
4 pane sliding window

p. 95



duorail - schuif	4 vleugelig schuifraam coulissant à 4 vantaux 4 pane sliding window	p. 96
------------------	---	-------

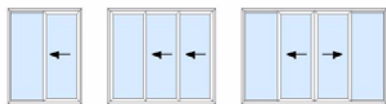


<p>Werktekeningen Dessins de construction Construction drawings</p>	p. 98
---	-------

overzicht vue d'ensemble overview	p. 97
pershoek équerre à sertir clamping corner	p. 98
schroefhoek équerre à visser square coupling joint	p. 100
t-verbinder attacher traverse connection component for transom	p. 102
verzonken kozijn dormant encastrable lowered outer frame	p. 103
montage waterkap A-00-100 assemblage busette A-00-100 assembly drain hole cover A-00-100	p. 104
montage centrale dichting assemblage étanchéité centrale assembly central sealing	p. 105
uitkapping middenstijl decoupé profil chicane cutting chicane	p. 106
uitkapping tussenstijl decoupé mauclair cutting middle post	p. 108
uitkapping wiel decoupé chiot cutting pulley	p. 109
montage rolluik assemblage volet roulant assembly drain hole cover	p. 110
hefschuif sloten en bewerkingen serrures et construction locks and construction	p. 111
schuif sloten en bewerkingen serrures et construction locks and construction	p. 115
schuif sloten en bewerkingen 4 delig serrures et construction 4 vantaux coulissant locks and construction 4 panels	p. 119


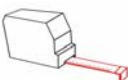






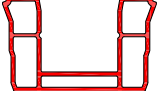


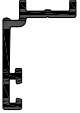


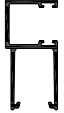


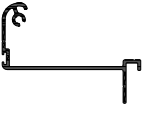


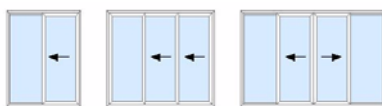
	P-25-A100	5000 7000	Ral Bicolor Brut	725.6mm	258.7mm	p. 37
	P-25-A109	5000 7000	Ral Bicolor Brut	783.7mm	296.7mm	p. 38
	P-25-A110	5000 7000	Ral Bicolor Brut	800.3mm	333.4mm	p. 39
	P-25-A119	5000 7000	Ral Bicolor Brut	858.4mm	324.5mm	p. 40
	P-25-A200	5000 7000	Ral Bicolor Brut	459.1mm	145mm	p. 41
	P-25-A201	5000 7000	Ral Bicolor Brut	515.5mm	185mm	p. 41
	P-25-300	3500 7000	Ral Brut	232.1mm	99.1mm	p. 42
	P-25-301	3500 7000	Ral Brut	483.6mm	289.4mm	p. 42
	P-25-402	7000	Ral Brut	293.5mm	111.8mm	p. 43
	P-25-A450	3500 7000	Ral Bicolor Brut	499.2mm	263.9mm	p. 44
	P-25-A451	3500 7000	Ral Bicolor Brut	365.2mm	169.9mm	p. 44


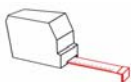





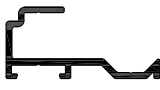

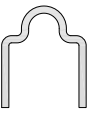










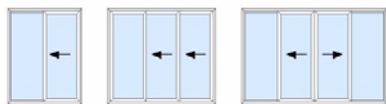
profielen ■ profils ■ profiles

Kolos P25

						
	P-25-510	7000	Ral Bicolor Brut	390.8mm	167.1mm	p. 45
	P-25-801	7000	Stainless steel	-	-	p. 43
	P-25-500	5000 7000	PVC	-	-	p. 46
	P-25-502	7000	PVC	-	-	p. 46
	P-25-503	7000	PVC	-	-	p. 46
	P-00-101	6500	Ral Brut	165.9mm	37.8mm	p. 47
	P-00-500	7000 6500	Ral Brut	86.8mm	22.77mm	p. 47
	P-00-703	6500	Ral Brut	334.3mm	134.5mm	p. 48
	P-00-704	6500	Ral Brut	327.8mm	137mm	p. 48
	P-00-705	6500	Ral Brut	273.3mm	108.5mm	p. 48
	P-00-706	6500	Ral Brut	407.8mm	196.1mm	p. 48
	P-00-707	6500	Ral Brut	369.4mm	146.7mm	p. 48








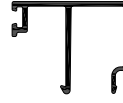


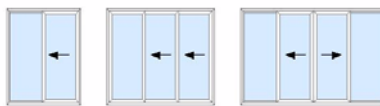
						
	P-00-710	6500	Ral Brut	220mm	-	p. 47
	P-00-711	6500	Ral Brut	208.7mm	-	p. 47
	P-05-800	7000 6500	AN	45.3mm	13.4mm	p. 43
	P-05-801	7000	Stainless steel			p. 43
	P-6s-003	6500	Ral Brut	89.1mm	27.3mm	p. 49
	P-6s-007	6500	Ral Brut	108mm	31.3mm	p. 49
	P-6s-011	6500	Ral Brut	118.1mm	35.3mm	p. 49
	P-6s-015	6500	Ral Brut	145.3mm	39.3mm	p. 49
	P-6s-019	6500	Ral Brut	149.7mm	43.3mm	p. 49
	P-6s-023	6500	Ral Brut	159.3mm	47.3mm	p. 49
	P-6s-025	6500	Ral Brut	169.8mm	47.3mm	p. 49
	P-6s-027	6500	Ral Brut	177.8mm	51.3mm	p. 49



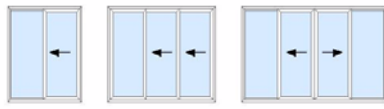
profielen ■ profils ■ profiles

Kolos P25

						
	P-6s-029	6500	Ral Brut	178.1mm	53.3mm	p. 49
	P-6s-031	6500	Ral Brut	185.7mm	55.3mm	p. 49
	P-6s-033	6500	Ral Brut	186.1mm	57.3mm	p. 50
	P-6s-035	6500	Ral Brut	193.8mm	59.3mm	p. 50
	P-6s-037	6500	Ral Brut	193.4mm	61.3mm	p. 50
	P-6s-039	6500	Ral Brut	197.7mm	63.3mm	p. 50
	P-6s-041	6500	Ral Brut	201.4mm	65.3mm	p. 50
	P-6s-043	6500	Ral Brut	205.4mm	67.3mm	p. 50
	P-6s-045	6500	Ral Brut	209.6mm	69.3mm	p. 50
	P-6s-J29	6500	Ral Brut	195mm	51.4mm	p. 51
	P-6s-J33	6500	Ral Brut	203mm	55.4mm	p. 51
	P-6b-015	6500	Ral Brut	92.3mm	39.9mm	p. 52


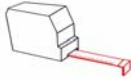









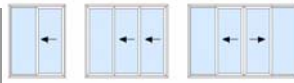
						
	P-6b-019	6500	Ral Brut	95.8mm	43.9mm	p. 52
	P-6b-021	6500	Ral Brut	98.1mm	45.9mm	p. 52
	P-6b-023	6500	Ral Brut	123.3mm	47.9mm	p. 52
	P-6b-025	6500	Ral Brut	124.7mm	49.9mm	p. 52
	P-6b-027	6500	Ral Brut	126.7mm	51.9mm	p. 52
	P-6b-029	6500	Ral Brut	128.7mm	53.9mm	p. 53
	P-6b-031	6500	Ral Brut	131.1mm	55.9mm	p. 53
	P-6b-033	6500	Ral Brut	134.2mm	57.9mm	p. 53
	P-6b-035	6500	Ral Brut	137mm	59.9mm	p. 53
	P-6b-037	6500	Ral Brut	141mm	61.9mm	p. 53
	P-6b-039	6500	Ral Brut	143.8mm	63.9mm	p. 54
	P-6b-042	6500	Ral Brut	149.2mm	66.9mm	p. 54



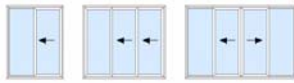
Kolos P25

profielen ■ profils ■ profiles

						
	P-6b-043	6500	Ral Brut	151mm	67.9mm	p. 54
	P-6b-045	6500	Ral Brut	154.8mm	69.9mm	p. 54
	P-6b-048	6500	Ral Brut	160.5mm	72.9mm	p. 54



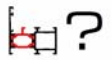












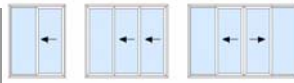
				
 <p>A-25-100</p> <p>Glassteun Support cale de vitrage Glazing support</p>	-ST 100 	●		P-25-A200 P-25-A201
 <p>A-25-101</p> <p>Glassteun voor A-BH-100 Support cale de vitrage pour A-BH-100 Glazing support for A-BH-100</p>	-ST 100 	●		P-25-A201
 <p>A-25-110</p> <p>Dubbel loopwiel Chariot double Double pulley</p> <p>max. 100kg / loopwiel, chariot, pulley</p>	-ST 40 	●		P-25-A200
 <p>A-25-200</p> <p>Sluitplaat raildoorgang voor P-25-A200 couverture passage rail pour P-25-A200 Plug for rail passage for P-25-A200</p>	-ST 20 	● ○		P-25-300 P-25-301
 <p>A-25-201</p> <p>Sluitplaat raildoorgang voor P-25-A201 couverture passage rail pour P-25-A201 Plug for rail passage for P-25-A201</p>	-ST 20 	● ○		P-25-300 P-25-301



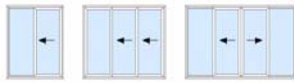
toebehoren ■ accessoires ■ accessories

Kolos P25

				
 <p>A-25-205 Bevestigingsplaat M5 Contre-plaque fixation M5 Fastening plate M5</p>	-ST 20 	●		P-25-A2..
 <p>A-25-206 Bevestigingsplaat M4 Contre-plaque fixation M4 Fastening plate M4</p>	-ST 20 	●		P-25-A2..
 <p>A-25-301 Eindstuk voor P-25-301 Embout pour P-25-301 End piece for P-25-301</p>	-ST 6 -ST 24 	● ○		P-25-301
 <p>A-25-400 Vleugelsteun Support de vantail Vent support</p>	-ST 6 -ST 24 	●		P-25-A2..
 <p>A-25-450 Eindstuk voor P-25-A450/451 Embout pour P-25-A450/451 End piece for P-25-A450/451</p>	-ST 1 	● ○		P-25-A450 P-25-A451



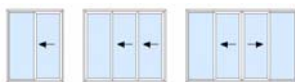
				
 <p>A-25-500</p> <p>Centrale dichting voor P-25-A200 Étanchéité central pour P-25-A200 Central fitting for P-25-A200</p>	<p>-ST 1</p> 	●		P-25-A1..
 <p>A-25-504</p> <p>Centrale dichting voor P-25-A201 Étanchéité central pour P-25-A201 Central fitting for P-25-A201</p>	<p>-ST 1</p> 	●		P-25-A1..
 <p>A-00-100</p> <p>Waterkapje Busette Drain hole cover</p>	<p>-ST 100</p> <p>-ST 2000</p> 	● ○ RAL 7016M RAL 9001 RAL 9006M RAL 9007M		P-25-A1..
 <p>A-00-105</p> <p>Verstekhoekje Equerre d'alignement Framing square</p>	<p>-ST 200</p> <p>-ST 3000</p> 	●		P-25-A1.. P-25-A2..
 <p>A-00-106</p> <p>Koppelstukje T-profiel Pièce de montage pour traverse Component for transom assembly</p>	<p>-ST 100</p> <p>-ST 2000</p> 	●		P-25-A1.. P-25-A2.. P-25-A2..



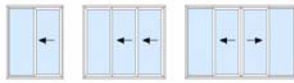
toebehoren ■ accessoires ■ accessoires

Kolos P25

 <p>A-00-110</p> <p>Schroefblokje Clavette Cleat tensioning block</p>	-ST 40			A-SH...
 <p>A-00-111</p> <p>Schroef t-verbinders Vis assemblage-t Screw transom bracket</p>	-ST 40			A-TV-... A-VT-... A-VH-...
 <p>A-00-115</p> <p>Muuranker Fixation murale Wall anchor</p>	-ST 100 -ST 1000			P-25-A1...
 <p>A-00-119</p> <p>Borstel Joint brosse Brush</p>	-LM 325		●	P-00-705 P-00-706
 <p>A-00-120</p> <p>Borstel Joint brosse Brush</p>	-LM 100		●	P-25-A1.. P-25-A2..



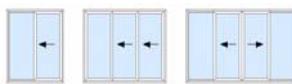
				
 <p>A-00-220</p> <p>Stootbuffer Butée de vantail Doorstop</p>	-ST 1		● ○	P-25-A2..
 <p>A-00-225</p> <p>Stormventieltje Busette Security valve</p>	-ST 20		●	P-25-A1..
 <p>A-00-703</p> <p>Klemstukje voor P-00-703 Clips pour P-00-703 Clips for P-00-703</p>	-ST 10 -ST 100		●	P-25-A1..
 <p>A-00-704</p> <p>Klemstuk Clips Clip</p>	-ST 100			P-25-A1..
 <p>A-00-705</p> <p>Inloopstuk rolluikgeleider Gaidage pour coulisse a volet Enterpiece rolling shutter</p>	-ST 10		● ○	P-00-703 P-00-704 P-00-706



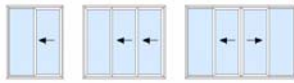
toebehoren ■ accessoires ■ accessoires

Kolos P25

				
 <p>A-00-706</p> <p>Aandrukrol voor rolluik Rouleau de renvoi pour volet Push roll for roller</p>	<p>-ST 10 -ST 100</p> 			<p>P-00-705 P-00-707</p>
 <p>A-00-900</p> <p>Secondenlijm Voor Rubber En Plastiek Colle ultra rapides pour EPDM et plastique Glue For Gaskets And Plastics</p> <p>20 gr</p>	<p>-ST 1</p> 			
 <p>A-00-901</p> <p>Lijm voor verstekhoek Colle pour equerre Glue for cornercleat</p> <p>310 ml</p>	<p>-ST 1</p> 			
 <p>A-00-902</p> <p>Afdichtingskit voor versteknaden transparent Silicone transparent One component adhesive/sealant transparent</p> <p>290 ml</p>	<p>-ST 1</p> 			
 <p>A-00-903</p> <p>Glue cleaner Glue cleaner Glue cleaner</p> <p>500 ml</p>	<p>-ST 1</p> 			



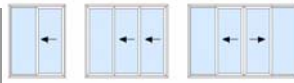
				
	<p>A-00-904</p> <p>Periodi-clean Periodi-clean Periodi-clean</p> <p>500 ml</p>	-ST 1 		
	<p>A-00-905</p> <p>Heavy cleaner Heavy cleaner Heavy cleaner</p> <p>500 gr</p>	-ST 1 		
	<p>A-00-906</p> <p>Anodigum Anodigum Anodigum</p>	-ST 1 		
	<p>A-00-907</p> <p>Gloss en protector Gloss en protector Gloss en protector</p> <p>500 ml</p>	-ST 1 		
	<p>A-00-908</p> <p>Unionzement Unionzement Unionzement</p> <p>225 gr</p>	-ST 1 		



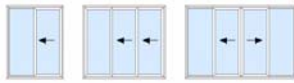
toebehoren ■ accessoires ■ accessories

Kolos P25

				
 <p>A-00-909</p> <p>Unionzement Unionzement Unionzement</p> <p>310 ml</p>	-ST 1			
 <p>A-00-910</p> <p>Retoucheerstift Marqueur de retouche Touch up marker</p> <p>12 ml</p>	-ST 1			
 <p>A-00-911</p> <p>Retoucheerstift transparant Marqueur de retouche transparente Touch up marker transparent</p> <p>12 ml</p>	-ST 1			
 <p>A-00-915</p> <p>Multifunctions Spray Multifunctions Spray Multifunctions Spray</p> <p>500 ml</p>	-ST 1			
 <p>A-00-950</p> <p>Klemblok 22mm Bloc de serrage 22mm Clamp block 22mm</p> <p>22x120x45mm</p>	-ST 1			



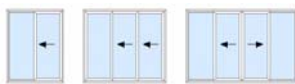
			
 <p>A-00-CE50</p> <p>Halve Cilinder 50 Demi-cylindre 50 Half cylinder 50</p> <p>A-00-GE50 </p>	<p>-ST 1</p> 		
 <p>A-00-CE55</p> <p>Halve Cilinder 55 Demi-cylindre 55 Half cylinder 55</p> <p>A-00-GE55 </p>	<p>-ST 1</p> 		
 <p>A-00-CE4550</p> <p>Cilinder 45/50 Cylindre 45/50 Cilinder 45/50</p> <p>A-00-GE4550 </p>	<p>-ST 1</p> 		
 <p>A-00-CE5055</p> <p>Cilinder 50/55 Cylindre 50/55 Cilinder 50/55</p> <p>A-00-GE5055 </p>	<p>-ST 1</p> 		
 <p>A-00-CV5055</p> <p>Veiligheids Cilinder 50/55 Cylindre de sécurité 50/55 Security cilinder 50/55</p>	<p>-ST 1</p> 		



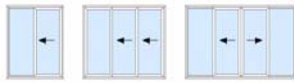
toebehoren ■ accessoires ■ accessories

Kolos P25

				
	A-00-M4040 DIN 965 - M4 x 40mm	-ST 200 		
	A-00-M5040 DIN 965 - M5 x 40mm	-ST 200 		
	A-00-V4870 DIN 7982 - 4.8 x 70mm inox A2	-ST 100 		
	A-GS-100 Beglazingsrubber Joint de vitrage Sealing gasket	-LM 100 		P-25-101 P-25-A200 P-25-A230
	A-GS-110 Beglazingsrubber Joint de vitrage Sealing gasket	-LM 100 		P-25-101 P-25-A200 P-25-A230



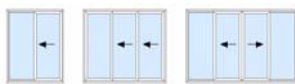
				
	<p>A-GS-303</p> <p>Beglazingsrubber 3mm Joint de vitrage 3mm Sealing gasket 3mm</p>	<p>-LM 100</p> 	●	<p>P-25-101 P-25-A200 P-25-A230</p>
	<p>A-GS-304</p> <p>Beglazingsrubber 4mm Joint de vitrage 4mm Sealing gasket 4mm</p>	<p>-LM 100</p> 	●	<p>P-25-101 P-25-A200 P-25-A230</p>
	<p>A-GS-305</p> <p>Beglazingsrubber 5mm Joint de vitrage 5mm Sealing gasket 5mm</p>	<p>-LM 100</p> 	●	<p>P-25-101 P-25-A200 P-25-A230</p>
	<p>A-GS-306</p> <p>Beglazingsrubber 6mm Joint de vitrage 6mm Sealing gasket 6mm</p>	<p>-LM 100</p> 	●	<p>P-25-101 P-25-A200 P-25-A230</p>
	<p>A-GS-308</p> <p>Beglazingsrubber 8mm Joint de vitrage 8mm Sealing gasket 8mm</p>	<p>-LM 100</p> 	●	<p>P-25-101 P-25-A200 P-25-A230</p>



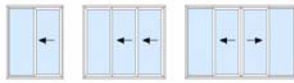
toebehoren ■ accessoires ■ accessoires

Kolos P25

				
	A-GS-500 Afdichting buitenkader Joint pour dormant Frame gasket	-LM 100 		P-25-1... P-25-A1..
	A-GS-710 Basisrubber Joint de base Base gasket	-LM 25 		P-25-1... P-25-A1..
	A-GS-900 Isolatieband bande d'isolation Insulation tape	-LM 100 		P-25-101 P-25-A200 P-25-A201
	A-GS-903 Isolatieband bande d'isolation Insulation tape	-LM 2 		P-25-A200 P-25-A201
	A-PH-1614 Pershoek Clame à sertir Clamping corner	-ST 20 		P-25-A200



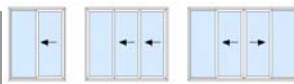
	<p>A-PH-1648</p> <p>Pershoek Clame à sertir Clamping corner</p>	<p>-ST 20 -ST 100</p>		<p>P-25-A100 P-25-A109 P-25-A110 P-25-A119</p>
	<p>A-PH-1673</p> <p>Pershoek Clame à sertir Clamping corner</p>	<p>-ST 20</p>		<p>P-25-A100 P-25-A109 P-25-A110 P-25-A119</p>
	<p>A-PH-2020</p> <p>Pershoek Clame à sertir Clamping corner</p>	<p>-ST 20</p>		<p>P-25-A200</p>
	<p>A-PH-3714</p> <p>Pershoek Clame à sertir Clamping corner</p>	<p>-ST 20</p>		<p>P-25-A201</p>
	<p>A-PH-4020</p> <p>Pershoek Clame à sertir Clamping corner</p>	<p>-ST 20</p>		<p>P-25-A201</p>



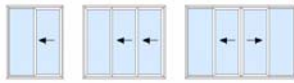
toebehoren ■ accessoires ■ accessoires

Kolos P25

				
	A-SH-1614 Schroefhoek Clame à visser Square coupling joint	-ST 4 -ST 40 		P-25-A200
	A-SH-1648 Schroefhoek Clame à visser Square coupling joint	-ST 4 -ST 40 		P-25-A100 P-25-A109 P-25-A110 P-25-A119
	A-SH-1673 Schroefhoek Clame à visser Square coupling joint	-ST 4 -ST 40 		P-25-A100 P-25-A109 P-25-A110 P-25-A119
	A-SH-2020 Schroefhoek Clame à visser Square coupling joint	-ST 4 -ST 40 		P-25-A200
	A-SH-3714 Schroefhoek Clame à visser Square coupling joint	-ST 4 -ST 40 		P-25-A201





















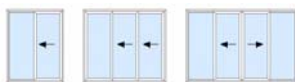
				
	<p>A-SH-4020</p> <p>Schroefhoek Clame à visser Square coupling joint</p>	<p>-ST 4 -ST 40</p> 		P-25-A201
	<p>A-KM-5413</p> <p>Kapmatrijs Outillage de poinçonnage Punching tool</p>	<p>-ST 1</p> 		
	<p>A-KM-54PD</p> <p>beveiligingspedaal voor A-KM-54PO Pédale de sécurité pour A-KM-54PO Safety pedal for A-KM-54PO</p>	<p>-ST 1</p> 		
	<p>A-KM-54PO</p> <p>Pneumatische eenheid Unite pneumatique Pneumatic unit</p>	<p>-ST 1</p> 		
	<p>A-KM-54SO</p> <p>Sokkel voor A-KM-54PO Socle pour A-KM-54PO Support for A-KM-54PO</p>	<p>-ST 1</p> 		




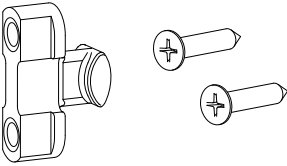


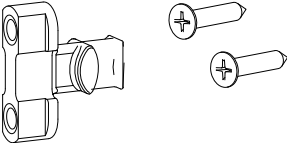


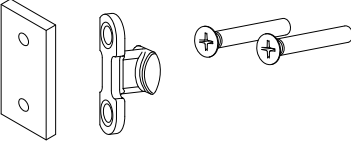


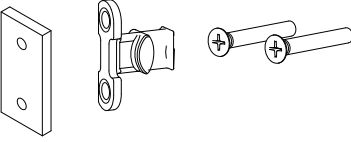


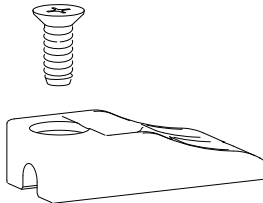




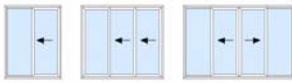
toebehoren ■ accessoires ■ accessories

Kolos P25

				
	<p>A-BH-018</p> <p>Bediening HS300 Manoeuvre HS300 Espag HS300</p> <p>VH = 1200 - 1800</p>	-ST 1 		
	<p>A-BH-021</p> <p>Bediening HS300 Manoeuvre HS300 Espag HS300</p> <p>VH = 1801 - 2100</p>	-ST 1 		
	<p>A-BH-024</p> <p>Bediening HS300 Manoeuvre HS300 Espag HS300</p> <p>VH = 2101 - 2400</p>	-ST 1 		
	<p>A-BH-027</p> <p>Bediening HS300 2401-2700 Manoeuvre HS300 2401-2700 Espag HS300 2401-2700</p> <p>VH = 2401 - 2700</p>	-ST 1 		
	<p>A-BH-033</p> <p>Verlenging bediening HS300 600mm Extension manoeuvre HS300 600mm Espag extension HS300 600mm</p>	-ST 1 		




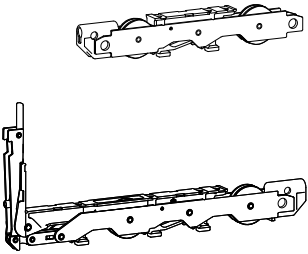


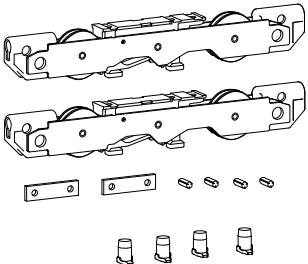


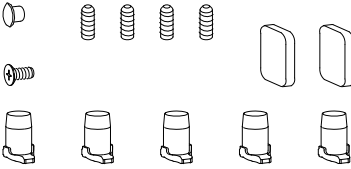


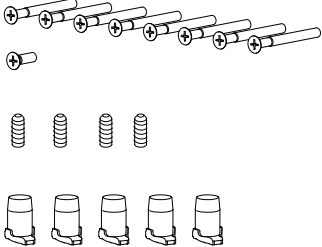







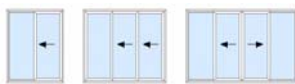
			
 <p>A-BH-035</p> <p>Sluitnok Point de verrouillage Locking bolt</p>	-ST 1 		
 <p>A-BH-036</p> <p>Sluitnok kierstand Point de verrouillage position d'entrebâillement Locking bolt night vent</p>	-ST 1 		
 <p>A-BH-037</p> <p>Sluitnok vierslag Point de verrouillage 4 vantaux Locking bolt four-panels</p>	-ST 1 		
 <p>A-BH-038</p> <p>Sluitnok kierstand vierslag Point de verrouillage position d'entrebâillement 4 vantaux Locking bolt night vent four-panels</p>	-ST 1 		
 <p>A-BH-040</p> <p>Positienok Point de verrouillage position Position bolt</p>	-ST 1 		

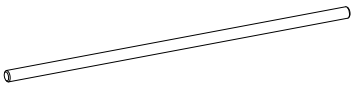

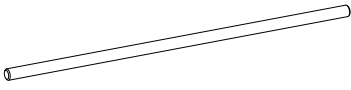

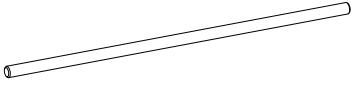

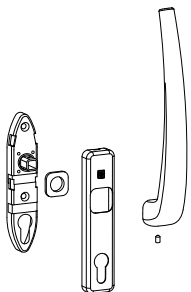

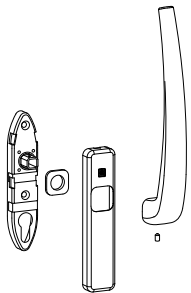



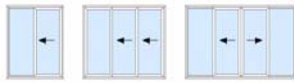
toebehoren ■ accessoires ■ accessoires

Kolos P25

			
 <p>A-BH-100</p> <p>Set loopwagens Set chariots Bogie kit</p> <p>Max. 300kg</p>	<p>-ST 1</p> 		
 <p>A-BH-101</p> <p>Bijkomende set tandemloopwagens Set additionnel chariots tandem Tandem bogie kit additional</p> <p>Max. 400kg</p>	<p>-ST 1</p> 		
 <p>A-BH-102</p> <p>Set toebehoren Set d'accessoires Accessories kit</p>	<p>-ST 1</p> 		
 <p>A-BH-203</p> <p>Zakje schroeven Set de vis Screws kit</p>	<p>-ST 1</p> 		
 <p>A-BH-215</p> <p>Verbindingsstang Tige de raccord Connecting rod</p> <p>VB = 720 - 1500</p>	<p>-ST 1</p> 		



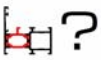
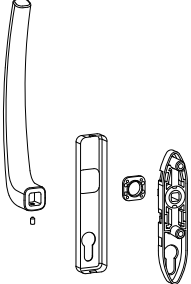





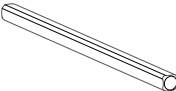


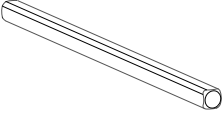







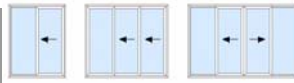
 <p>A-BH-220</p> <p>Verbindingsstang Tige de raccord Connecting rod</p> <p>VB = 1501 - 2000</p>	<p>-ST 1</p> 			
 <p>A-BH-225</p> <p>Verbindingsstang Tige de raccord Connecting rod</p> <p>VB = 2001 - 2500</p>	<p>-ST 1</p> 			
 <p>A-BH-232</p> <p>Verbindingsstang Tige de raccord Connecting rod</p> <p>VB = 2501 - 3235</p>	<p>-ST 1</p> 			
 <p>A-BH-300</p> <p>Handgreep binnen met cilindergat Béquille intérieure avec trou de cylindre Handle inside with cylinder opening</p>	<p>-ST 1</p> 			
 <p>A-BH-301</p> <p>Handgreep binnen zonder cilindergat Béquille intérieure sans trou de cylindre Handle inside without cylinder opening</p>	<p>-ST 1</p> 			




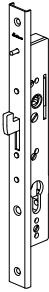


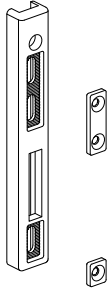


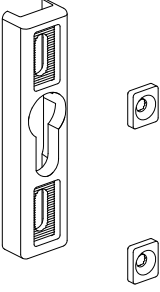











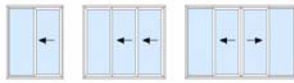
toebehoren ■ accessoires ■ accessoires

Kolos P25

			
 <p>A-BH-303</p> <p>Handgreep buiten met cilindergat Béquille extérieure avec trou de cylindre Handle outside with cylinder opening</p>	<p>-ST 1</p> 		
 <p>A-BH-305</p> <p>Komgreep 6,5mm Cuvette 6,5mm Finger grip 6,5mm</p>	<p>-ST 1</p> 		
 <p>A-BH-310</p> <p>Vierkante staaf in staal Axe carré en acier Steel squared pivot</p> <p>10 x 85 mm</p>	<p>-ST 1</p> 		
 <p>A-BH-311</p> <p>Vierkante staaf in staal Axe carré en acier Steel squared pivot</p> <p>10 x 150 mm</p>	<p>-ST 1</p> 		
 <p>A-BS-200</p> <p>Pentalock 5puntslot Pentalock 5-points Pentalock 5-points</p>	<p>-ST 1</p> 		








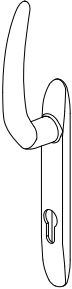


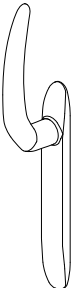


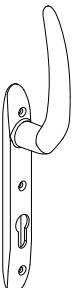


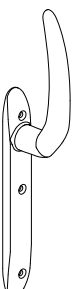




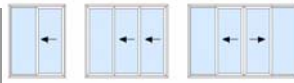
				
	<p>A-BS-202</p> <p>Haakslot Serrure a crochet lock with hook</p>	-ST 1 		
	<p>A-BS-206</p> <p>Slotplaat midden Gache centre Lock plate centre</p>	-ST 1 		
	<p>A-BS-207</p> <p>Slotplaat klein Gache petit Lock plate small</p>	-ST 1 		
	<p>A-BS-208</p> <p>Lange slotplaat voor A-BS-200 Gache longue pour A-BS-200 Lock plate long for A-BS-200</p> <p>2170mm</p>	-ST 1 		
	<p>A-BS-209</p> <p>Inbraakvertragend slotplaat voor A-BS-201 Gache pour anti effraction pour A-BS-201 Lock plate burglary proof for A-BS-201</p>	-ST 1 		




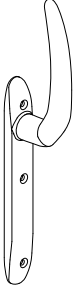


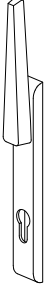


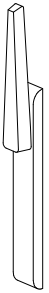


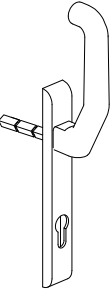



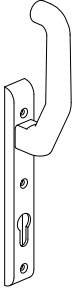





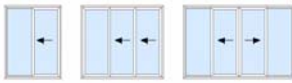
toebehoren ■ accessoires ■ accessories

Kolos P25

				
	<p>A-BS-211</p> <p>Inbraakvertragende pentalock Serrure 5 point anti effraction Lock with 5 points burglary proof</p>	-ST 1 		
	<p>A-BS-213</p> <p>Buitenkruk met cilindergat Béquille extérieur avec trou de cylindre Handle outside with cylinder opening</p>	-ST 1 		
	<p>A-BS-214</p> <p>Buitenkruk zonder cilindergat Béquille extérieur sans trou de cylindre Handle outside without cylinder opening</p>	-ST 1 		
	<p>A-BS-215</p> <p>Binnenkruk met cilindergat Béquille intérieur avec trou de cylindre Handle inside with cylinder opening</p>	-ST 1 		
	<p>A-BS-216</p> <p>Binnenkruk zonder cilindergat Béquille intérieur sans trou de cylindre Handle inside without cylinder opening</p>	-ST 1 		



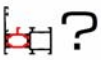
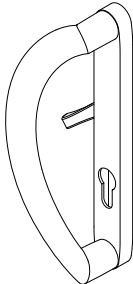


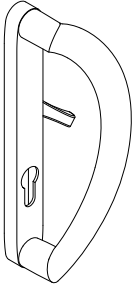


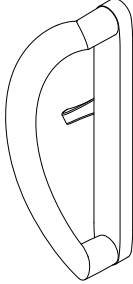


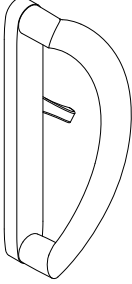


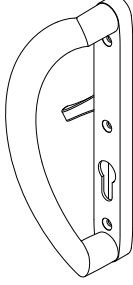




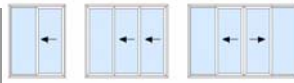
				
	<p>A-BS-217</p> <p>Vaste binnenkruk Béquille fixe Handle inside fix</p>	-ST 1 		
	<p>A-BS-218</p> <p>Rolluikkruk met cilindergat Béquille réduite avec trou de cylindre Rolling shutter handle with cylinder opening</p>	-ST 1 		
	<p>A-BS-219</p> <p>Rolluikkruk zonder cilindergat Béquille réduite sans trou de cylindre Rolling shutter handle without cylinder opening</p>	-ST 1 		
	<p>A-BS-222</p> <p>Buitenkruk met stift 120mm inbraakvertragend Béquille ext. avec tige 120 mm retard. effraction Handle outside burglary proof with spindle 120mm</p>	-ST 1 		
	<p>A-BS-223</p> <p>Binnenkruk inbraakvertragend Béquille int. retardement d'effraction Handle inside burglary proof</p>	-ST 1 		




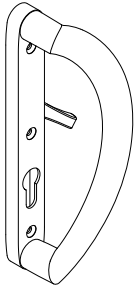


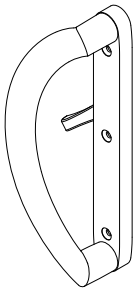


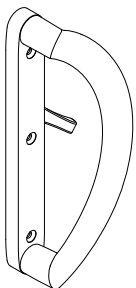


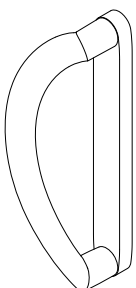


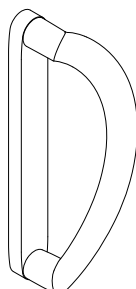




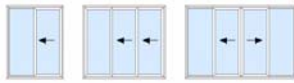
toebehoren ■ accessoires ■ accessories

Kolos P25

			
 <p>A-BS-225L</p> <p>Handgreep buiten Links met hendel en cilindergat Béquille extérieur commande à levier et trou de cylindre Gauche Handle outside Left with lever and cylinder opening</p>	<p>-ST 1</p> 		
 <p>A-BS-225R</p> <p>Handgreep buiten Rechts met hendel en cilindergat Béquille extérieur commande à levier et trou de cylindre Droite Handle outside Right with lever and cylinder opening</p>	<p>-ST 1</p> 		
 <p>A-BS-226L</p> <p>Handgreep buiten Links met hendel zonder cilindergat Béquille extérieur commande à levier sans trou de cylindre Gauche Handle outside Left with lever</p>	<p>-ST 1</p> 		
 <p>A-BS-226R</p> <p>Handgreep buiten Rechts met hendel zonder cilindergat Béquille extérieur commande à levier sans trou de cylindre Droite Handle outside Right with lever</p>	<p>-ST 1</p> 		
 <p>A-BS-227L</p> <p>Handgreep binnen Links met hendel en cilindergat Béquille intérieur commande à levier et trou de cylindre Gauche Handle inside Left with lever and cylinder opening</p>	<p>-ST 1</p> 		




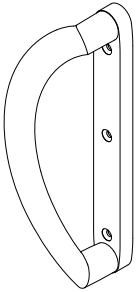


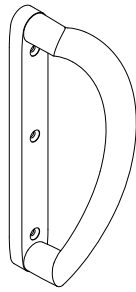







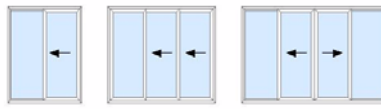
				
	<p>A-BS-227R</p> <p>Handgreep binnen Rechts met hendel en cilindergat Béquille interieur commande à levier et trou de cylindre Droite Handle inside Right with lever and cylinder opening</p>	-ST 1 		
	<p>A-BS-228L</p> <p>Handgreep binnen Links met hendel zonder cilindergat Béquille interieur commande à levier sans trou de cylindre Gauche Handle inside Left with lever</p>	-ST 1 		
	<p>A-BS-228R</p> <p>Handgreep binnen Rechts met hendel zonder cilindergat Béquille interieur commande à levier sans trou de cylindre Droite Handle inside Right with lever</p>	-ST 1 		
	<p>A-BS-229L</p> <p>Handgreep buiten Links vast zonder cilindergat Béquille extérieur fixe sans trou de cylindre Gauche Handle outside Left</p>	-ST 1 		
	<p>A-BS-229R</p> <p>Handgreep buiten Rechts vast zonder cilindergat Béquille extérieur fixe sans trou de cylindre Droite Handle outside Right</p>	-ST 1 		



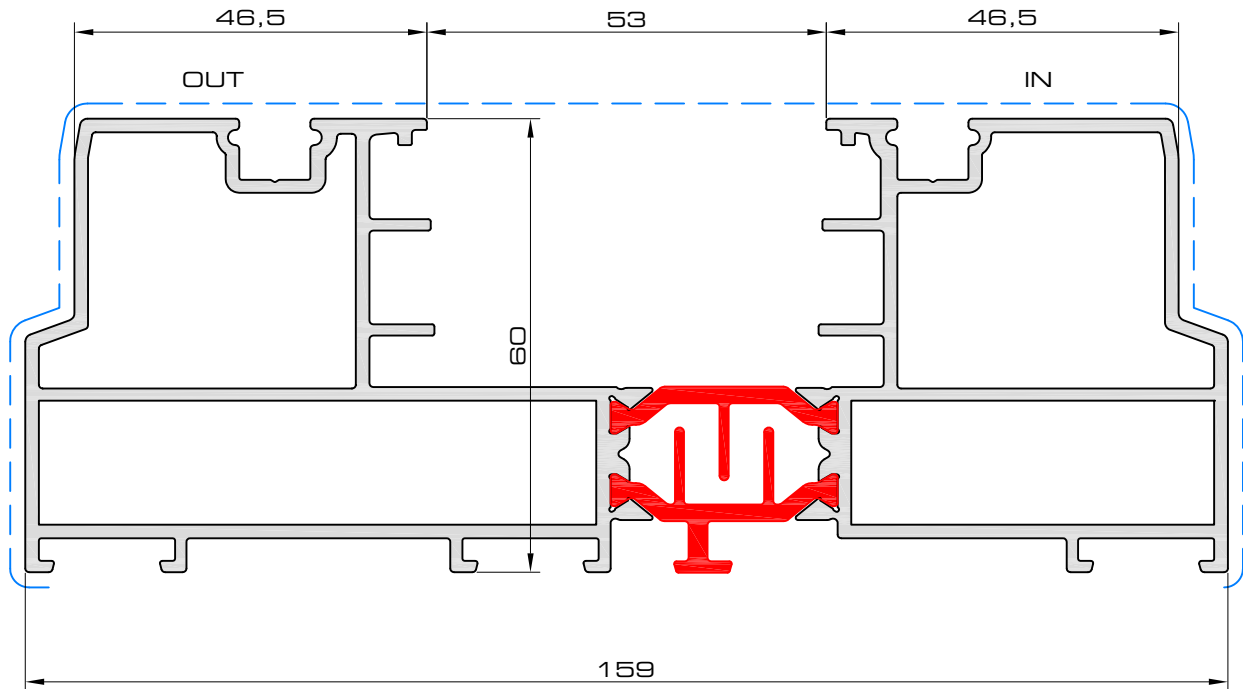
toebehoren ■ accessoires ■ accessories

Kolos P25

				
 <p>A-BS-230L</p> <p>Handgreep binnen Links vast zonder cilinder gat Béquille interieur fixe sans trou de cylindre Gauche Handle inside Left</p>	<p>-ST 1</p> 			
 <p>A-BS-230R</p> <p>Handgreep binnen Rechts vast zonder cilinder gat Béquille interieur fixe sans trou de cylindre Droite Handle inside Right</p>	<p>-ST 1</p> 			
 <p>A-BS-231</p> <p>Komgreep buiten Cuvette extérieur Grip outside</p>	<p>-ST 1</p> 			



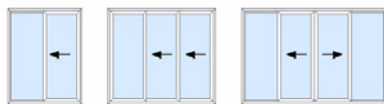
P-25-A100



OUT IN

	A-PH-1673	A-PH-1648
	A-SH-1673	A-SH-1648
	-	-
	-	-
	$I_x = 321.47\text{cm}^4$ $I_y = 46.04\text{cm}^4$ $W_x = 40.16\text{cm}^3$ $W_y = 14.37\text{cm}^3$	

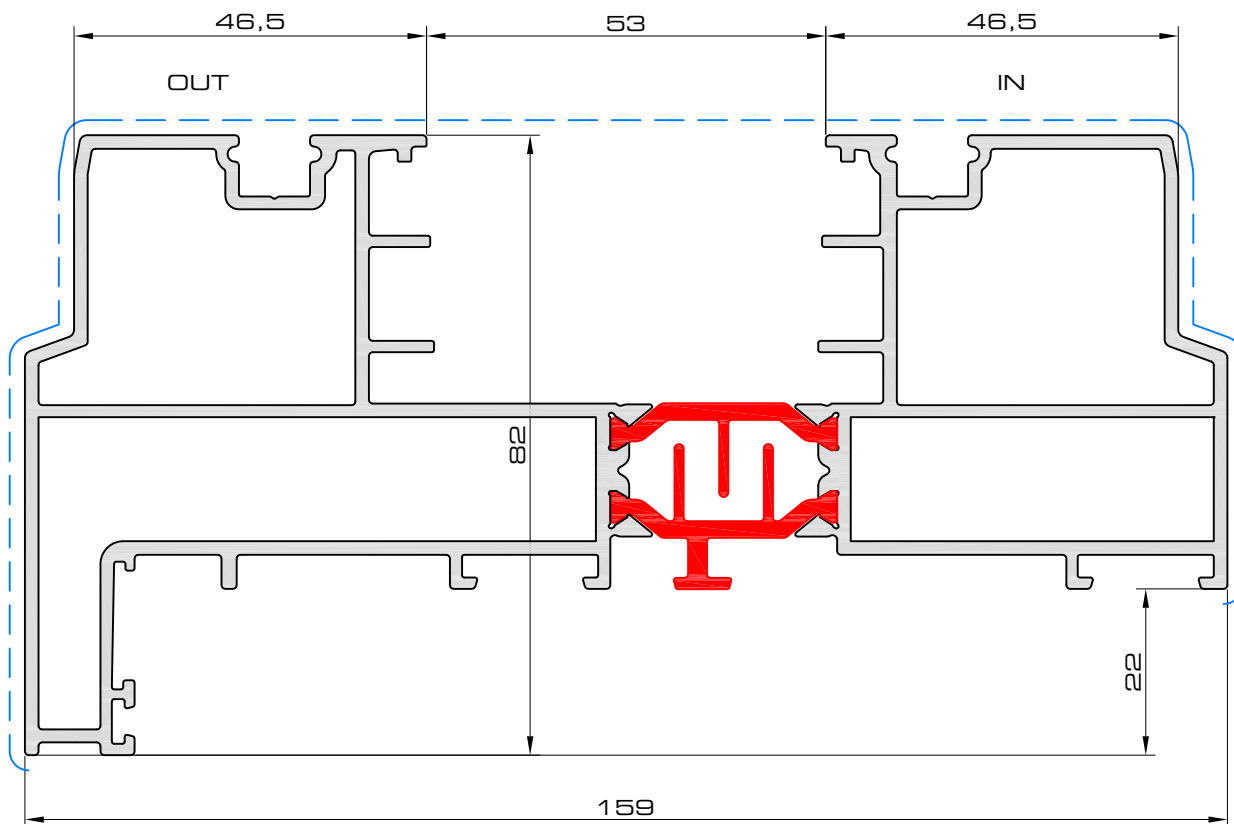
prof1








Kolos P25

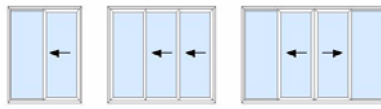
profielen ■ profils ■ profiles

P-25-A109

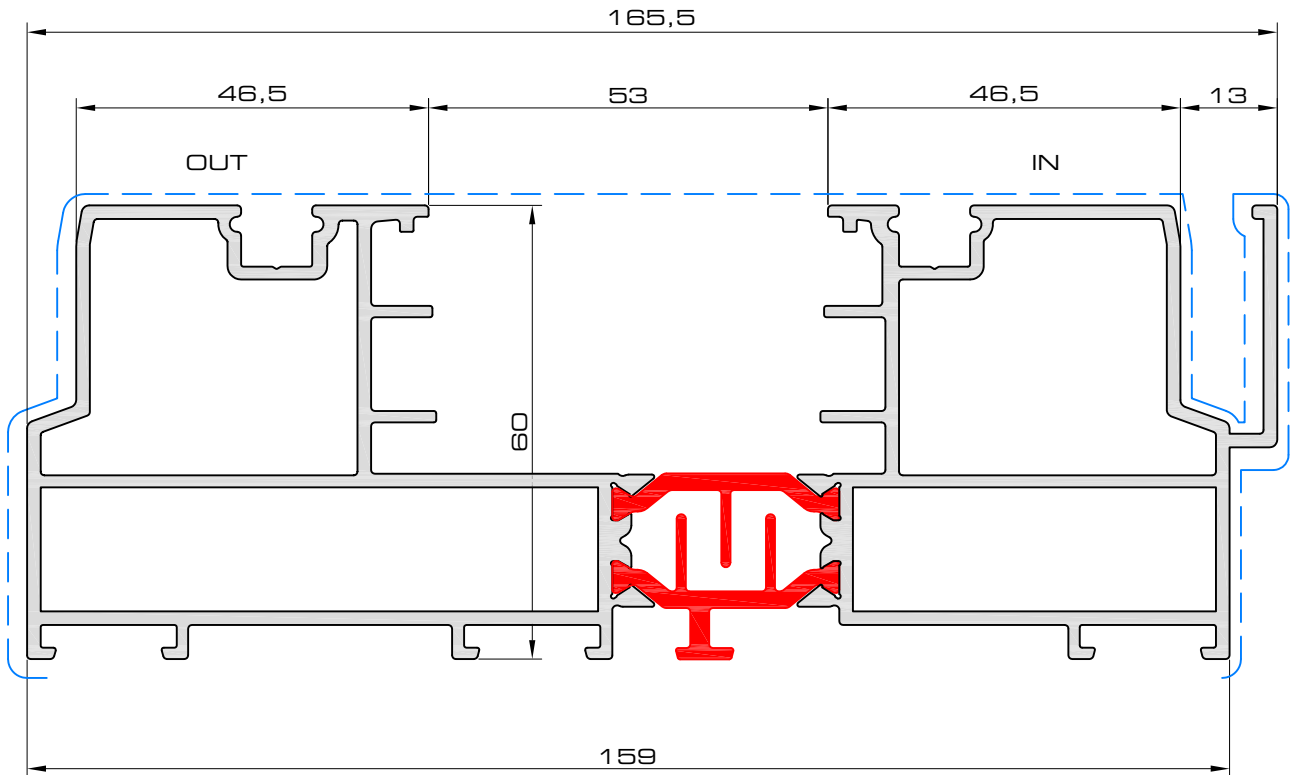


	OUT	IN
 P	A-PH-1673	A-PH-1648
 S	A-SH-1673	A-SH-1648
 V	-	-
 V	-	-
	$I_x = 365.57\text{cm}^4$ $I_y = 61.74\text{cm}^4$ $W_x = 42.97\text{cm}^3$ $W_y = 13.51\text{cm}^3$	






prof2



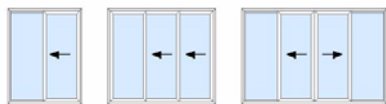
P-25-A110



OUT IN

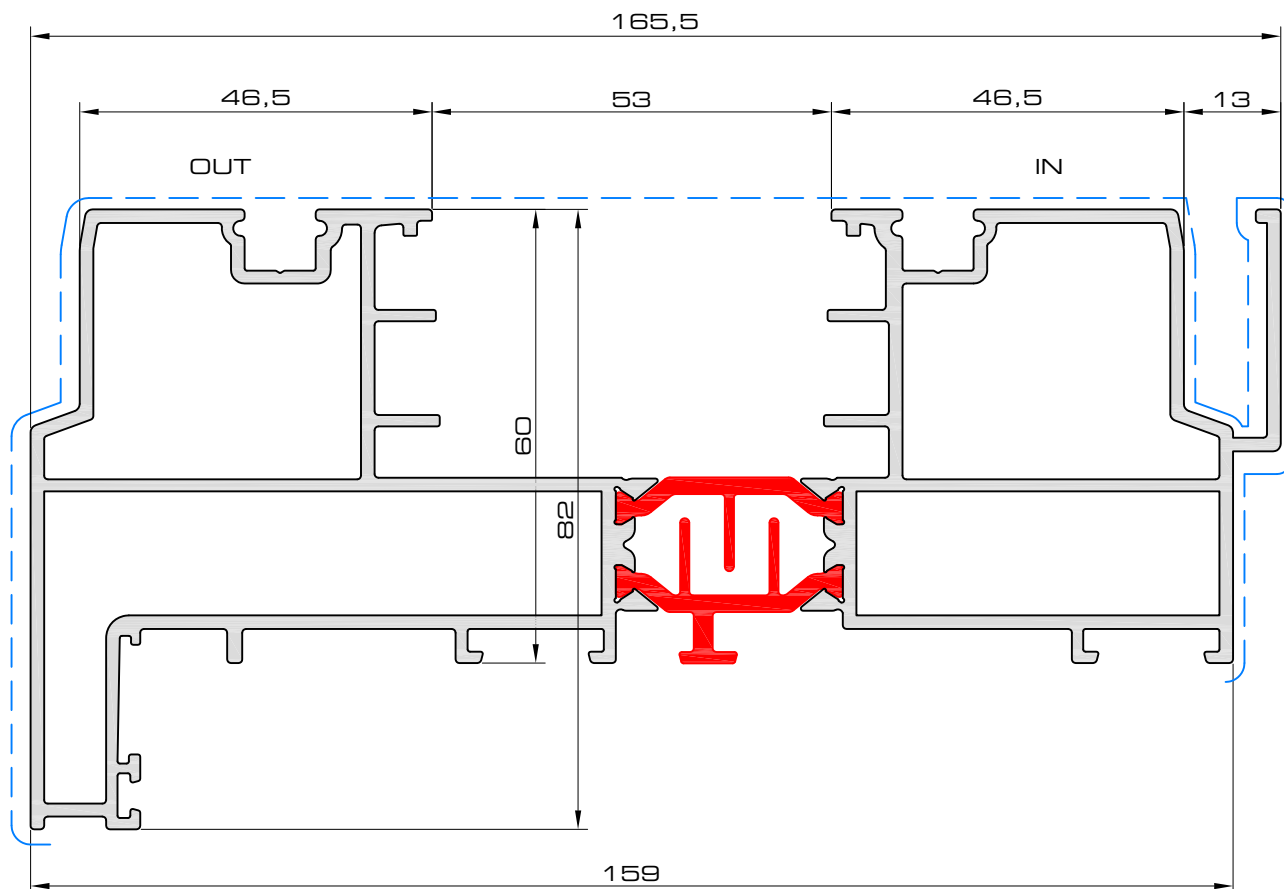
	A-PH-1673	A-PH-1648
	A-SH-1673	A-SH-1648
	-	-
	-	-
	$I_x = 368.09\text{cm}^4$ $I_y = 48.15\text{cm}^4$ $W_x = 44.11\text{cm}^3$ $W_y = 15.41\text{cm}^3$	






prof3



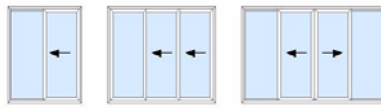
profielen ■ profils ■ profiles

P-25-A119

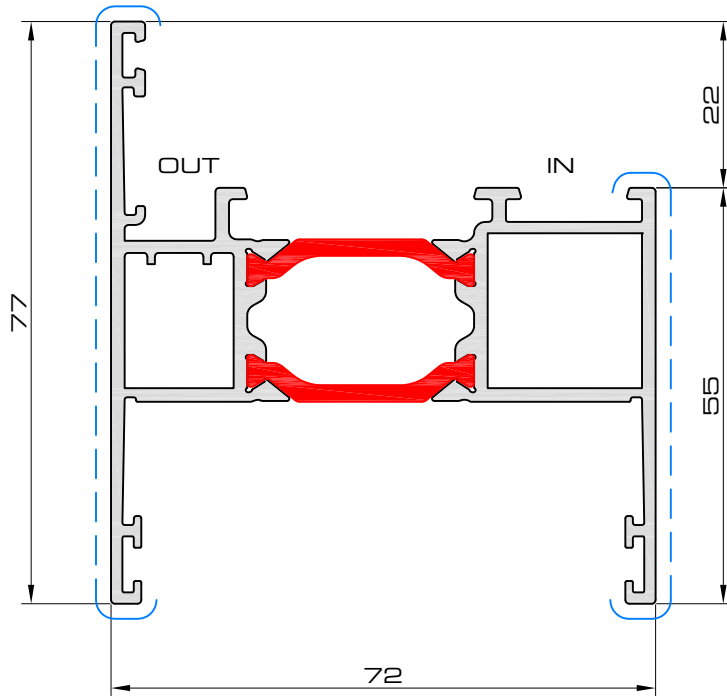


	OUT	IN
 P	A-PH-1673	A-PH-1648
 S	A-SH-1673	A-SH-1648
 V	-	-
 V	-	-
	$I_x = 418.04\text{cm}^4$ $I_y = 64.53\text{cm}^4$ $W_x = 48.09\text{cm}^3$ $W_y = 13.49\text{cm}^3$	

prof9

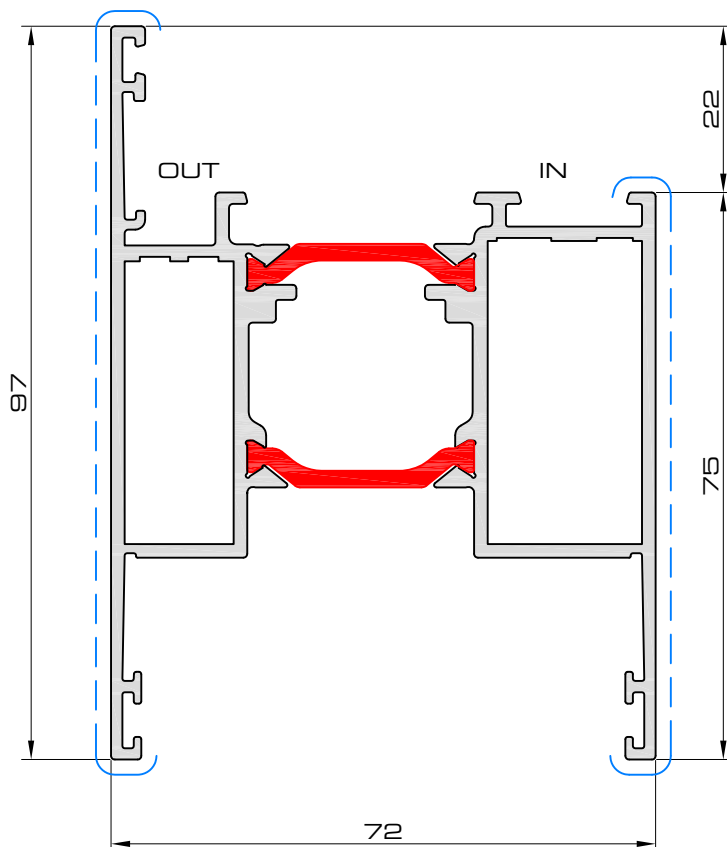


P-25-A200



	OUT	IN
P	A-PH-1614	A-PH-2020
S	A-SH-1614	A-SH-2020
V	-	-
	$I_x = 43.46\text{cm}^4$ $I_y = 15.79\text{cm}^4$ $W_x = 10.98\text{cm}^3$ $W_y = 3.94\text{cm}^3$	

P-25-A201

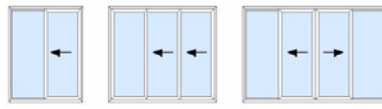


	OUT	IN
P	A-PH-3714	A-PH-4020
S	A-SH-3714	A-SH-4020
V	-	-
	$I_x = 55.03\text{cm}^4$ $I_y = 37.09\text{cm}^4$ $W_x = 14.12\text{cm}^3$ $W_y = 7.59\text{cm}^3$	

prof4

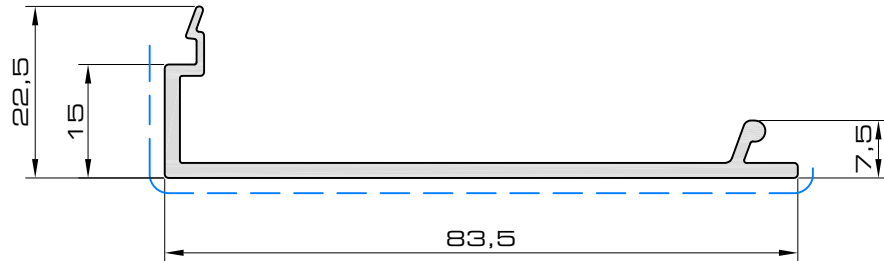


profielen ■ profils ■ profiles



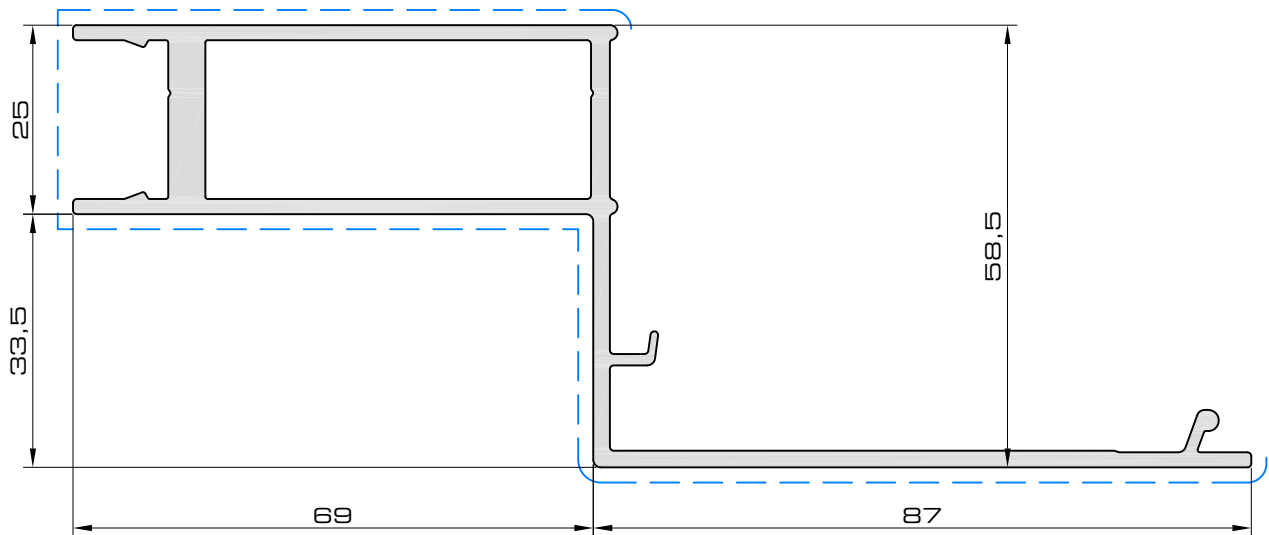
Kolos P25

P-25-300



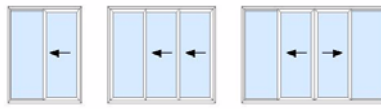
	$I_x = 17.03\text{cm}^4$
	$I_y = 0.49\text{cm}^4$
	$W_x = 3.62\text{cm}^3$
	$W_y = 0.25\text{cm}^3$

P-25-301

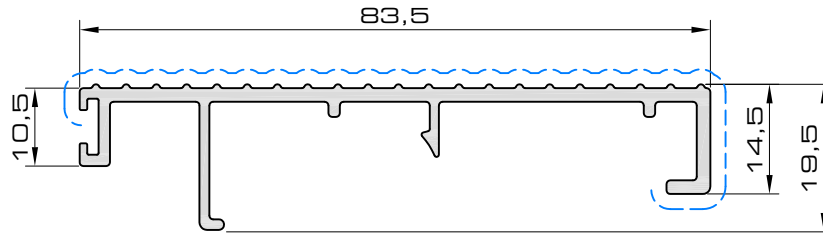


	$I_x = 123.64\text{cm}^4$
	$I_y = 34.12\text{cm}^4$
	$W_x = 13.00\text{cm}^3$
	$W_y = 11.19\text{cm}^3$

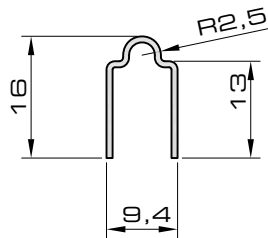
prof5



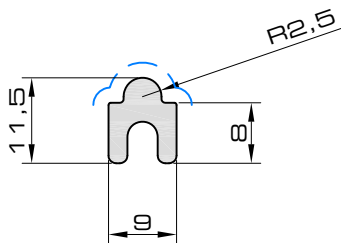
P-25-402



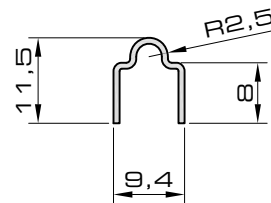
P-25-801 Stainless steel



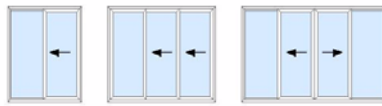
P-05-800



P-05-801 Stainless steel



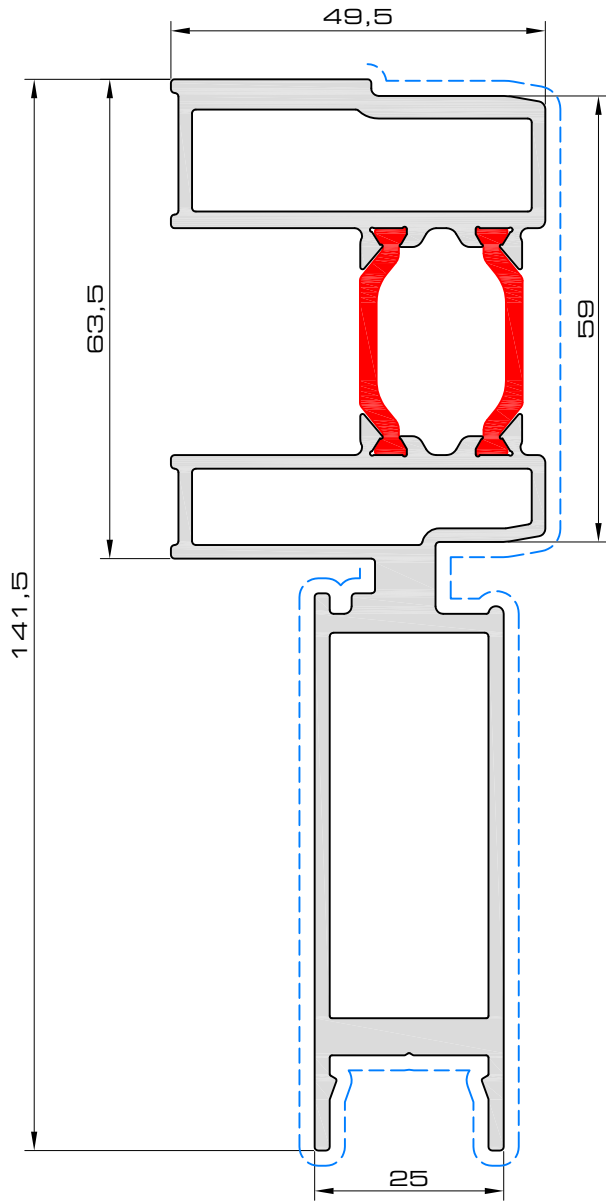
prof6



profielen ■ profils ■ profiles

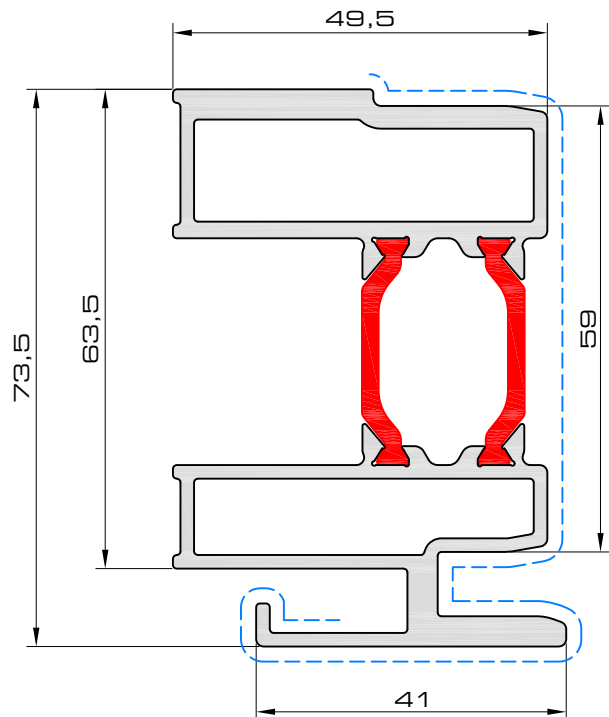
Kolos P25

P-25-A450



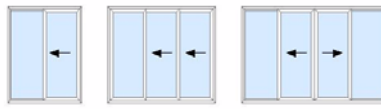
	$I_x = 212.92\text{cm}^4$
	$I_y = 20.04\text{cm}^4$
	$W_x = 26.74\text{cm}^3$
	$W_y = 7.15\text{cm}^3$

P-25-A451




	$I_x = 60.95\text{cm}^4$
	$I_y = 17.39\text{cm}^4$
	$W_x = 15.36\text{cm}^3$
	$W_y = 6.5\text{cm}^3$

prof10



P-25-510

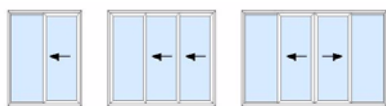


	$I_x = 169.51 \text{ cm}^4$
	$I_y = 3.04 \text{ cm}^4$
	$W_x = 21.01 \text{ cm}^3$
	$W_y = 2.24 \text{ cm}^3$

prof11

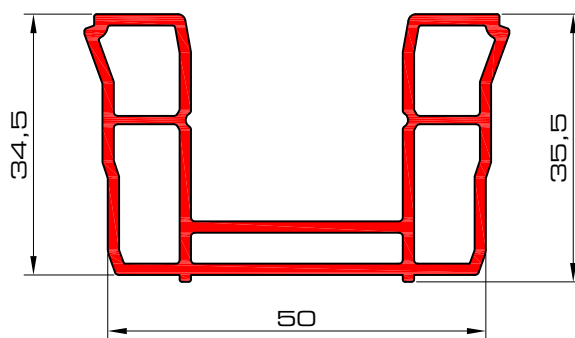


profielen ■ profils ■ profiles

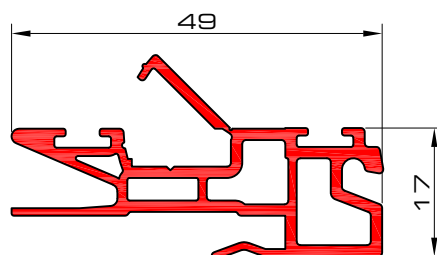


Kolos P25

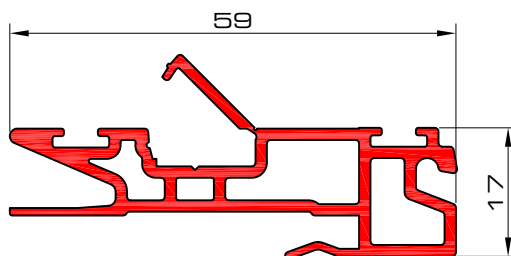
P-25-500



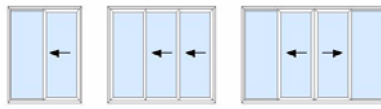
P-25-502



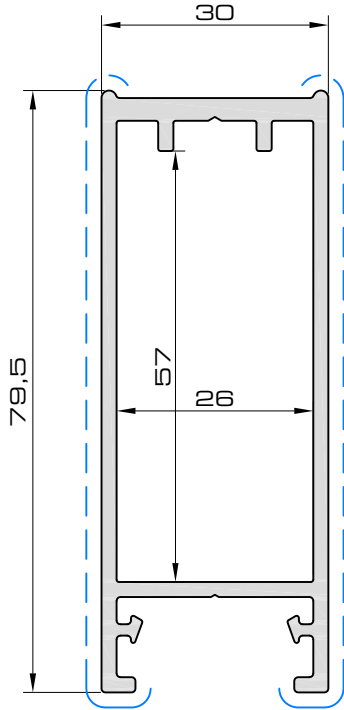
P-25-503



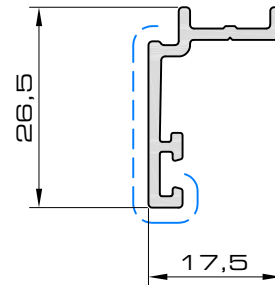
prof7



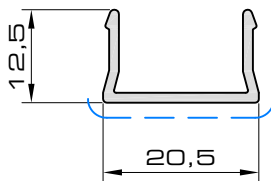
P-00-515



P-00-101

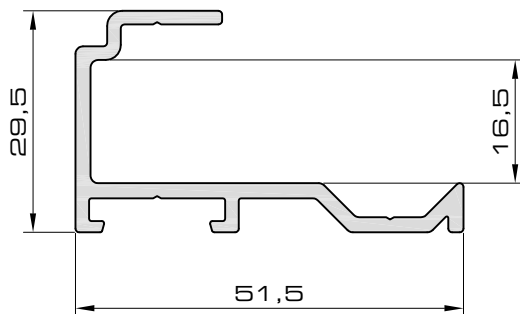


	$I_x = 35.37\text{cm}^4$
	$I_y = 7.34\text{cm}^4$
	$W_x = 8.35\text{cm}^3$
	$W_y = 4.89\text{cm}^3$

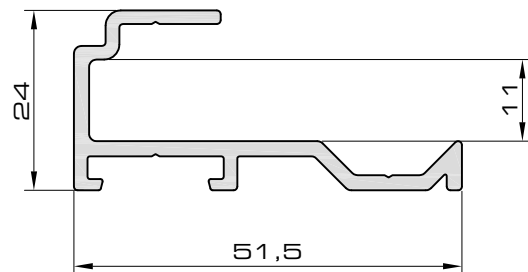


P-00-500

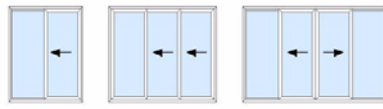
P-00-710



P-00-711



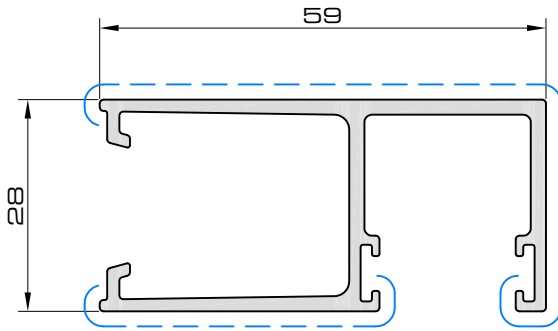
prof8



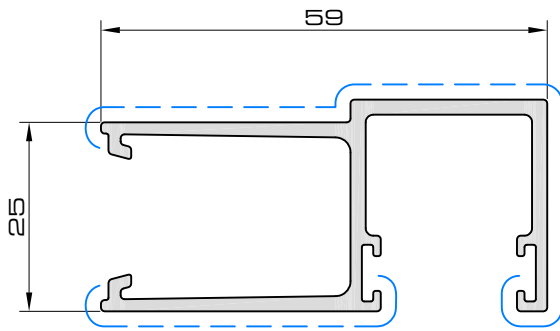
profielen ■ profils ■ profiles

Kolos P25

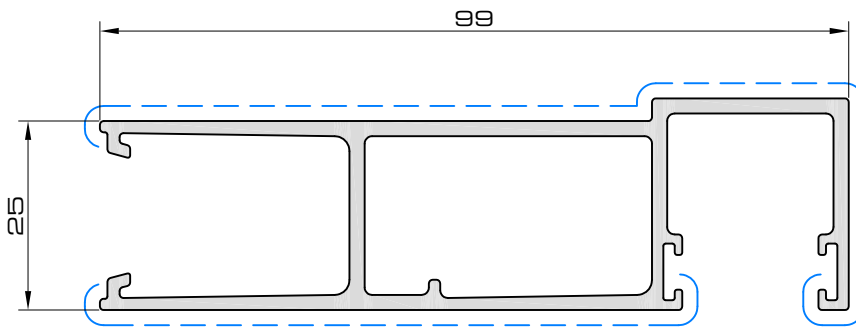
P-00-703



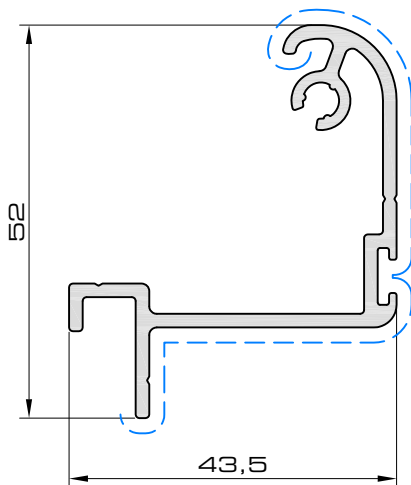
P-00-704



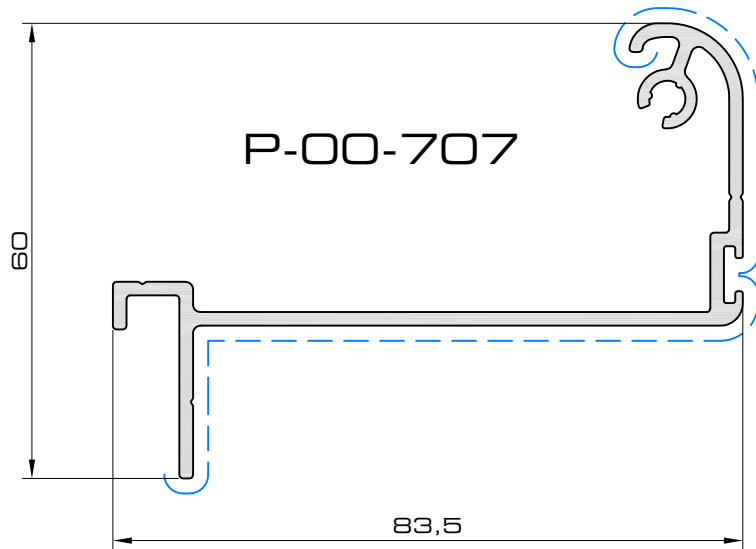
P-00-706



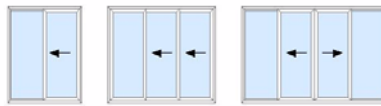
P-00-705



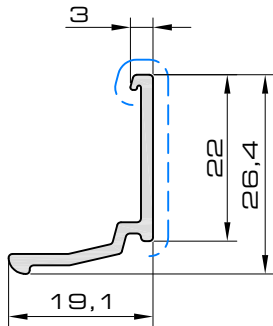
P-00-707



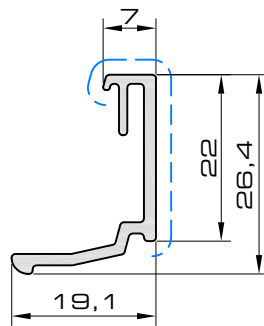
prof28



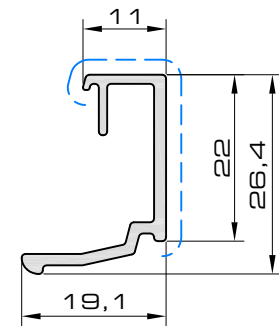
P-6s-003



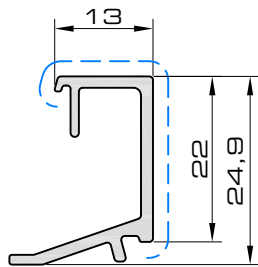
P-6s-007



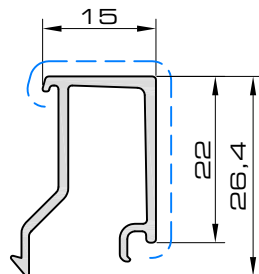
P-6s-011



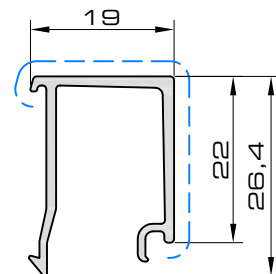
P-6s-013



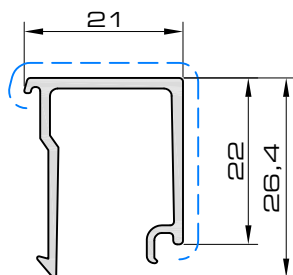
P-6s-015



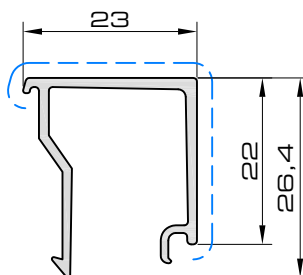
P-6s-019



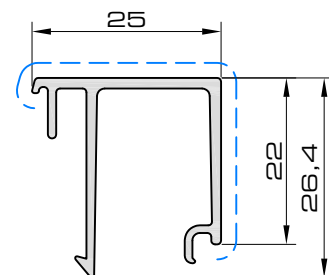
P-6s-021



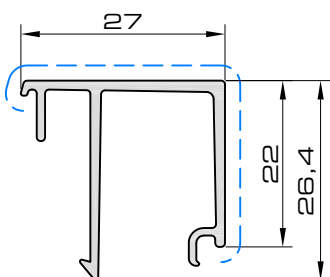
P-6s-023



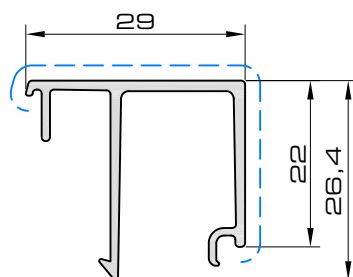
P-6s-025



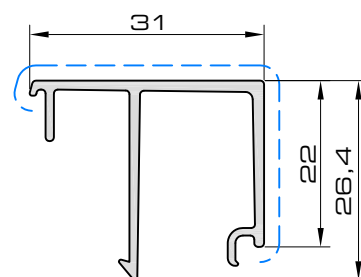
P-6s-027

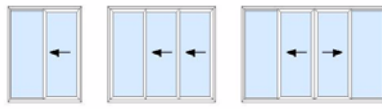


P-6s-029



P-6s-031

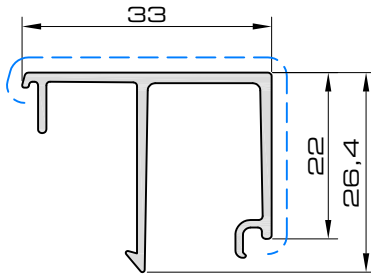




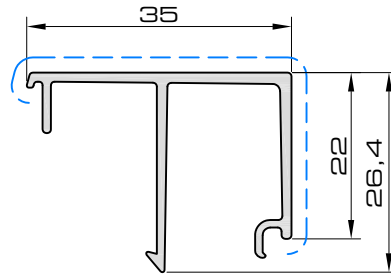
Kolos P25

profielen ■ profils ■ profiles

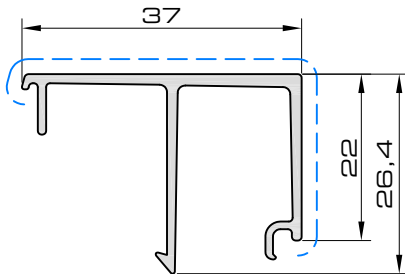
P-6s-033



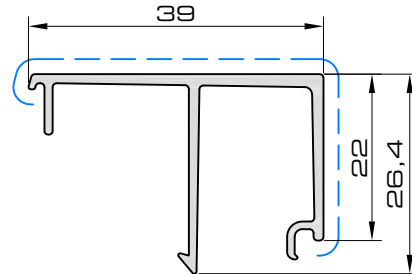
P-6s-035



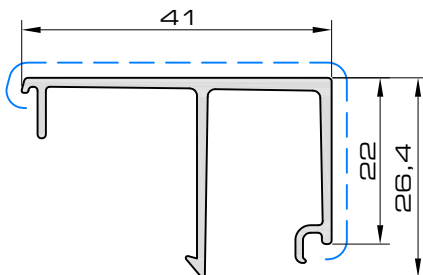
P-6s-037



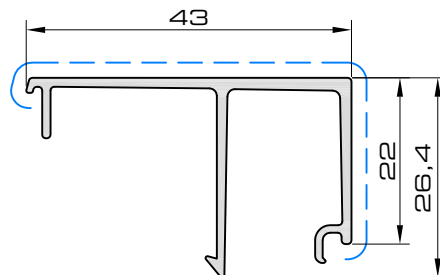
P-6s-039



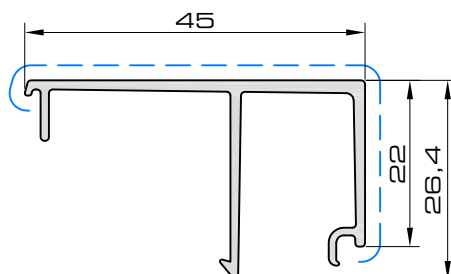
P-6s-041

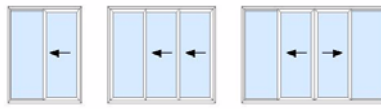


P-6s-043

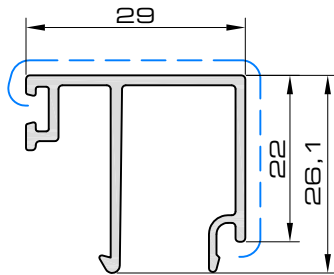


P-6s-045

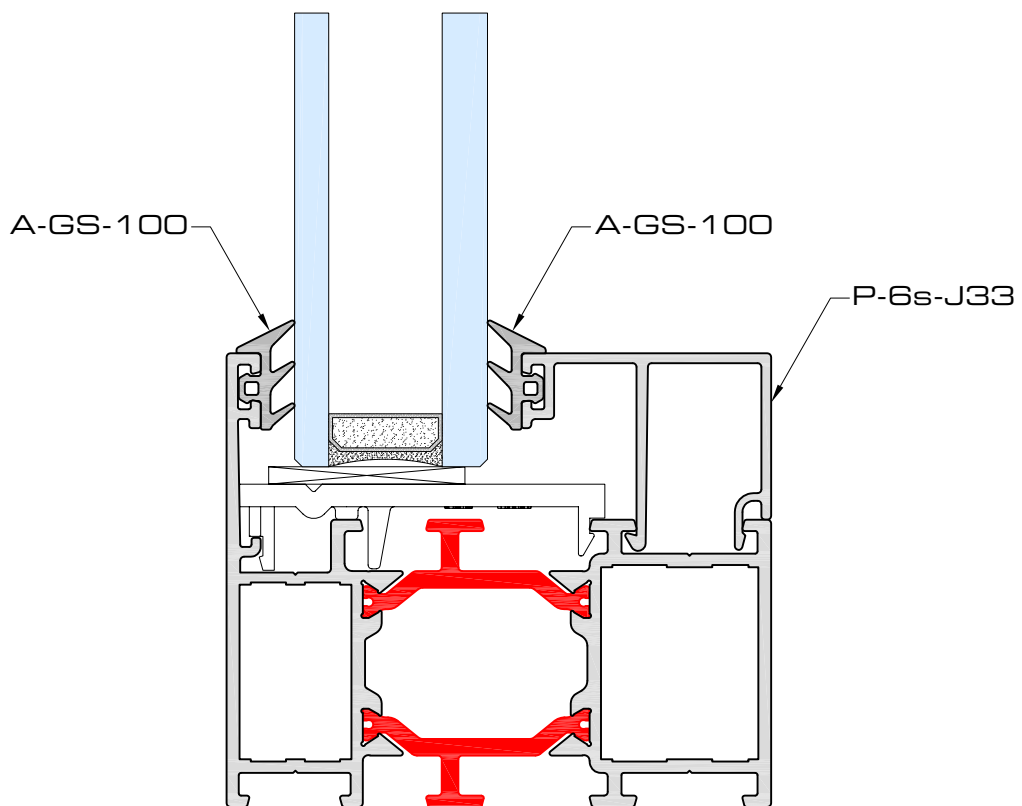
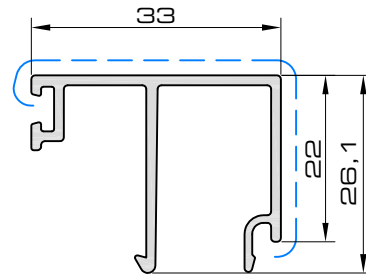


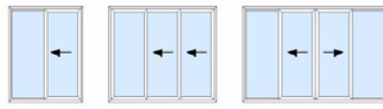


P-6s-J29



P-6s-J33

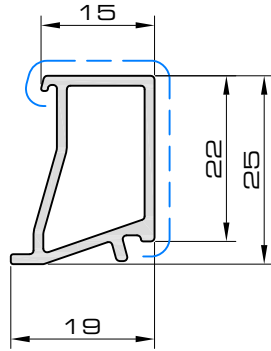




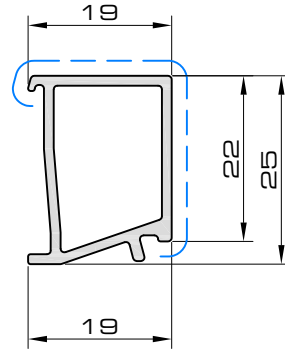
profielen ■ profils ■ profiles

Kolos P25

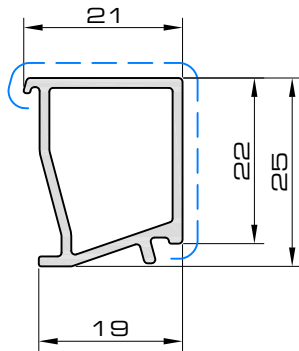
P-6b-015



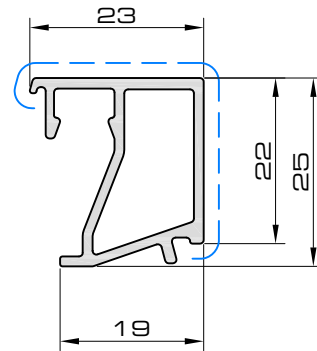
P-6b-019



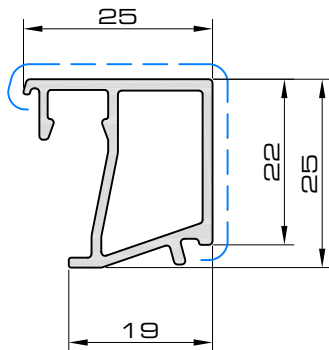
P-6b-021



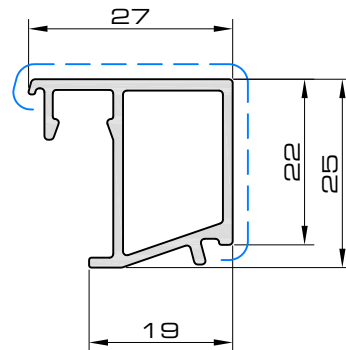
P-6b-023

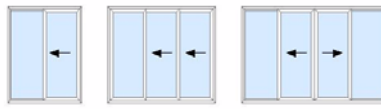


P-6b-025

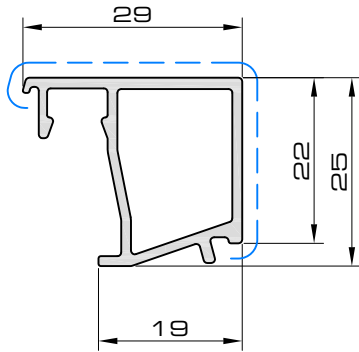


P-6b-027

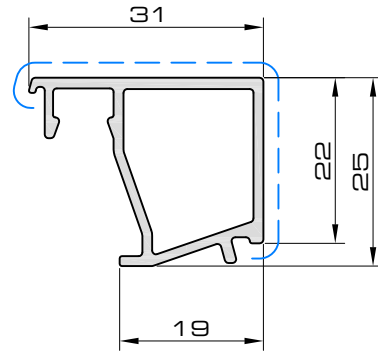




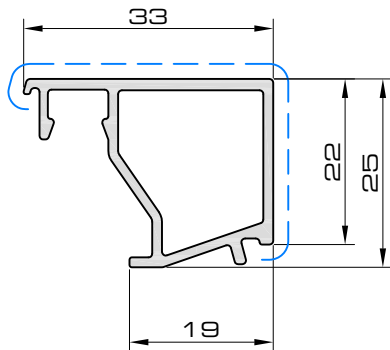
P-6b-029



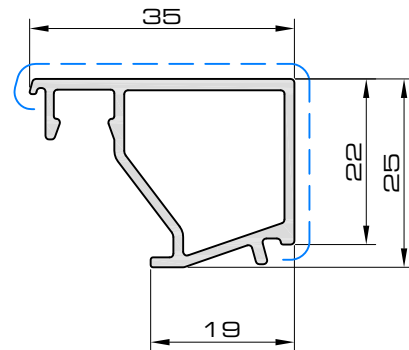
P-6b-031



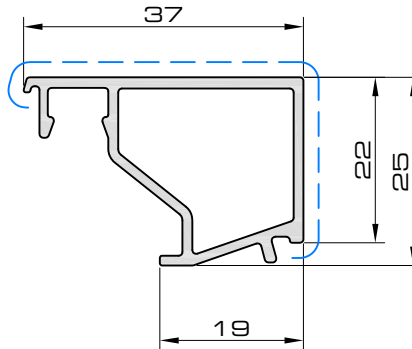
P-6b-033

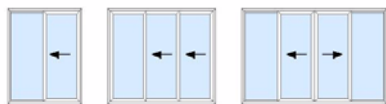


P-6b-035



P-6b-037

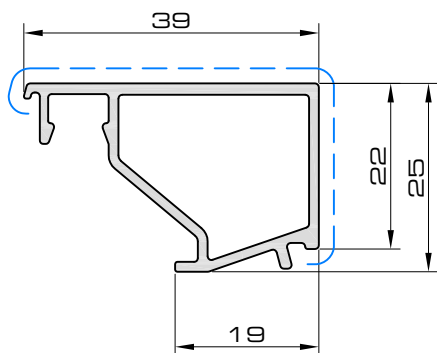




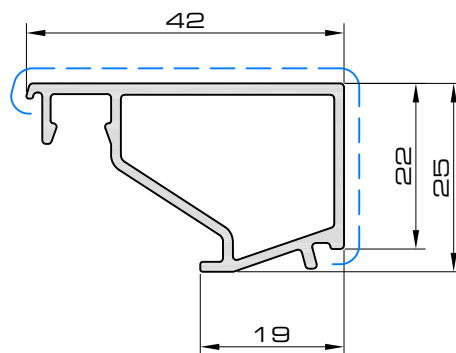
profielen ■ profils ■ profiles

Kolos P25

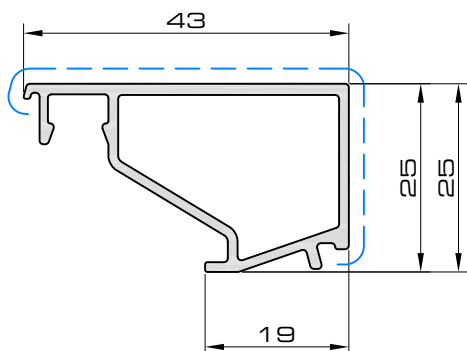
P-6b-039



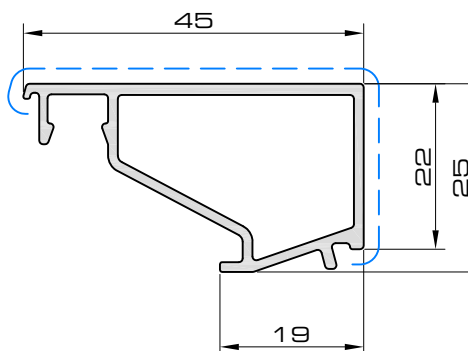
P-6b-042



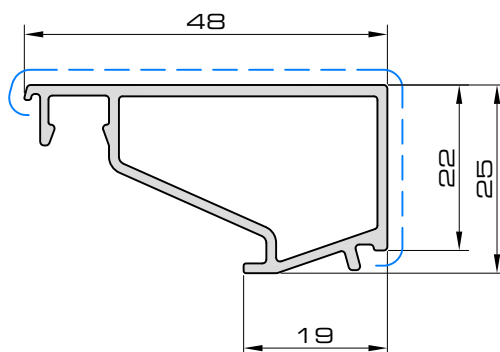
P-6b-043

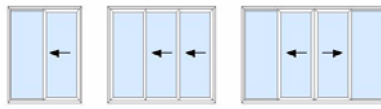


P-6b-045

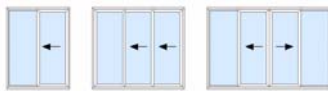


P-6b-048





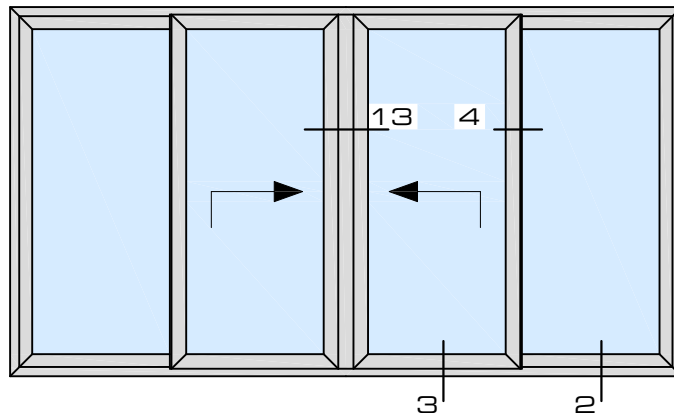
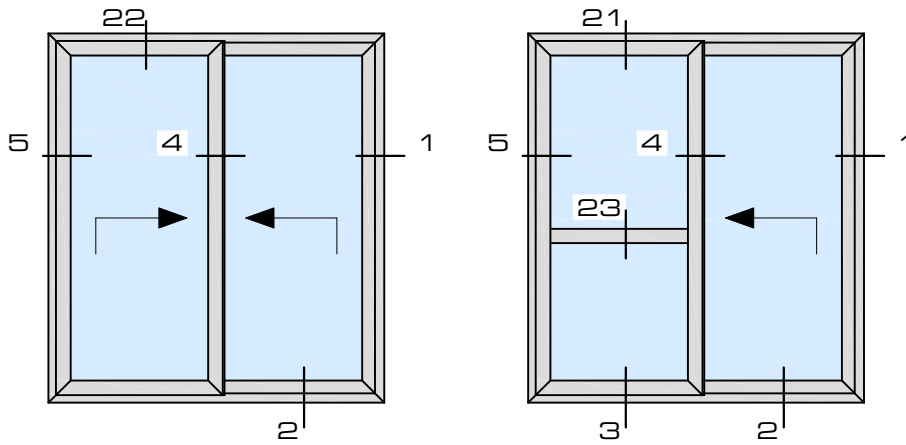
	of / ou / or			of / ou / or	
10		P-6b-048	A-GS-308	A-GS-100	A-GS-110
11		P-6b-048	A-GS-306	A-GS-100	A-GS-110
12		P-6b-048	A-GS-305	A-GS-100	A-GS-110
13	P-6s-045	P-6b-045	A-GS-308	A-GS-100	A-GS-110
14	P-6s-045	P-6b-045	A-GS-306	A-GS-100	A-GS-110
15	P-6s-045	P-6b-045	A-GS-305	A-GS-100	A-GS-110
16	P-6s-045	P-6b-045	A-GS-304	A-GS-100	A-GS-110
17	P-6s-043	P-6b-043	A-GS-305	A-GS-100	A-GS-110
18	P-6s-043	P-6b-043	A-GS-304	A-GS-100	A-GS-110
19		P-6b-042	A-GS-304	A-GS-100	A-GS-110
	P-6s-041		A-GS-305	A-GS-100	A-GS-110
20		P-6b-039	A-GS-306	A-GS-100	A-GS-110
	P-6s-041		A-GS-304	A-GS-100	A-GS-110
21	P-6s-039	P-6b-039	A-GS-305	A-GS-100	A-GS-110
22	P-6s-039	P-6b-039	A-GS-304	A-GS-100	A-GS-110
23	P-6s-037	P-6b-037	A-GS-305	A-GS-100	A-GS-110
24	P-6s-037	P-6b-037	A-GS-304	A-GS-100	A-GS-110
25	P-6s-035	P-6b-035	A-GS-305	A-GS-100	A-GS-110
26	P-6s-035	P-6b-035	A-GS-304	A-GS-100	A-GS-110
27	P-6s-033	P-6b-033	A-GS-305	A-GS-100	A-GS-110
28	P-6s-033	P-6b-033	A-GS-304	A-GS-100	A-GS-110
29	P-6s-031	P-6b-031	A-GS-305	A-GS-100	A-GS-110
30	P-6s-031	P-6b-031	A-GS-304	A-GS-100	A-GS-110
31	P-6s-029	P-6b-029	A-GS-305	A-GS-100	A-GS-110
32	P-6s-029	P-6b-029	A-GS-304	A-GS-100	A-GS-110
33	P-6s-027	P-6b-027	A-GS-305	A-GS-100	A-GS-110
34	P-6s-027	P-6b-027	A-GS-304	A-GS-100	A-GS-110
35	P-6s-025	P-6b-025	A-GS-305	A-GS-100	A-GS-110
36	P-6s-025	P-6b-025	A-GS-304	A-GS-100	A-GS-110
37	P-6s-023	P-6b-023	A-GS-305	A-GS-100	A-GS-110
38	P-6s-023	P-6b-023	A-GS-304	A-GS-100	A-GS-110
39	P-6s-021	P-6b-021	A-GS-305	A-GS-100	A-GS-110
40	P-6s-021	P-6b-021	A-GS-304	A-GS-100	A-GS-110
41	P-6s-019	P-6b-019	A-GS-305	A-GS-100	A-GS-110
42	P-6s-019	P-6b-019	A-GS-304	A-GS-100	A-GS-110
43	P-6s-015	P-6b-015	A-GS-308	A-GS-100	A-GS-110
44	P-6s-015	P-6b-015	A-GS-306	A-GS-100	A-GS-110
45	P-6s-015	P-6b-015	A-GS-305	A-GS-100	A-GS-110
46	P-6s-015	P-6b-015	A-GS-304	A-GS-100	A-GS-110
47	P-6s-013		A-GS-305	A-GS-100	A-GS-110
48	P-6s-013		A-GS-304	A-GS-100	A-GS-110
49	P-6s-011		A-GS-305	A-GS-100	A-GS-110
50	P-6s-011		A-GS-304	A-GS-100	A-GS-110
51	P-6s-007		A-GS-308	A-GS-100	A-GS-110
52	P-6s-007		A-GS-306	A-GS-100	A-GS-110
53	P-6s-007		A-GS-305	A-GS-100	A-GS-110
54	P-6s-007		A-GS-304	A-GS-100	A-GS-110
55	P-6s-003		A-GS-308	A-GS-100	A-GS-110
56	P-6s-003		A-GS-306	A-GS-100	A-GS-110
57	P-6s-003		A-GS-305	A-GS-100	A-GS-110
58	P-6s-003		A-GS-304	A-GS-100	A-GS-110



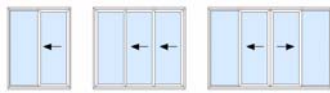
Duorail

Hef-schuifraam
 Levant-coulissant
 Tilt-sliding window

- 1: p59
- 2: p60
- 3: p61
- 4: p64
- 5: p66
- 6: /
- 7: /
- 8: /
- 9: /
- 10: /
- 11: /
- 12: /
- 13: p67
- 20: /
- 21: p68
- 22: p69
- 23: p70



overzicht

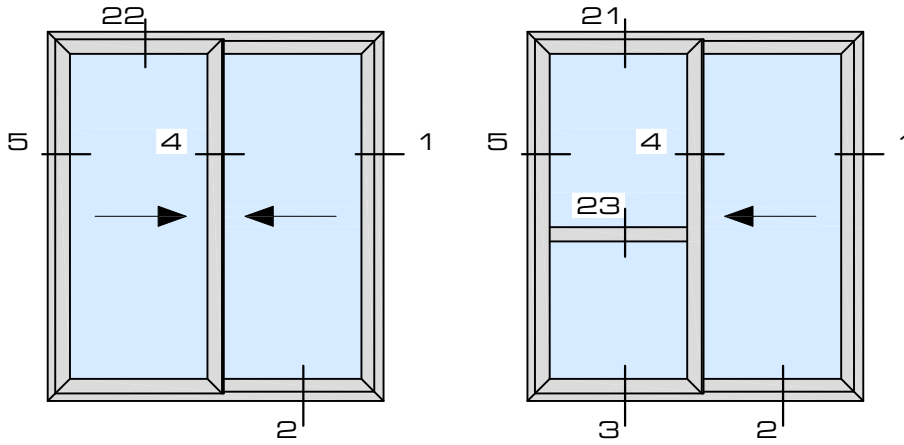


doorsneden ■ coupes ■ sections

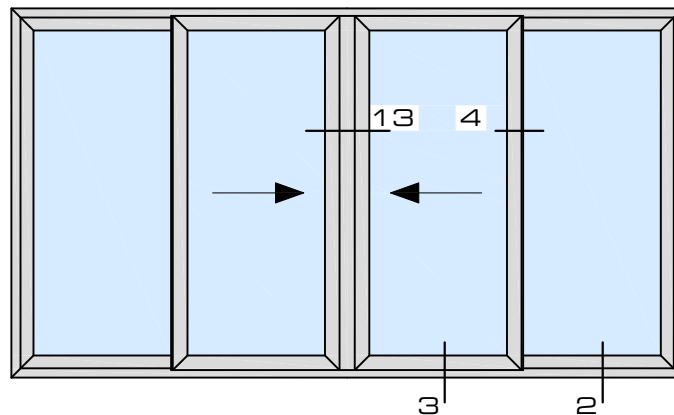
Kolos P25

Duorail

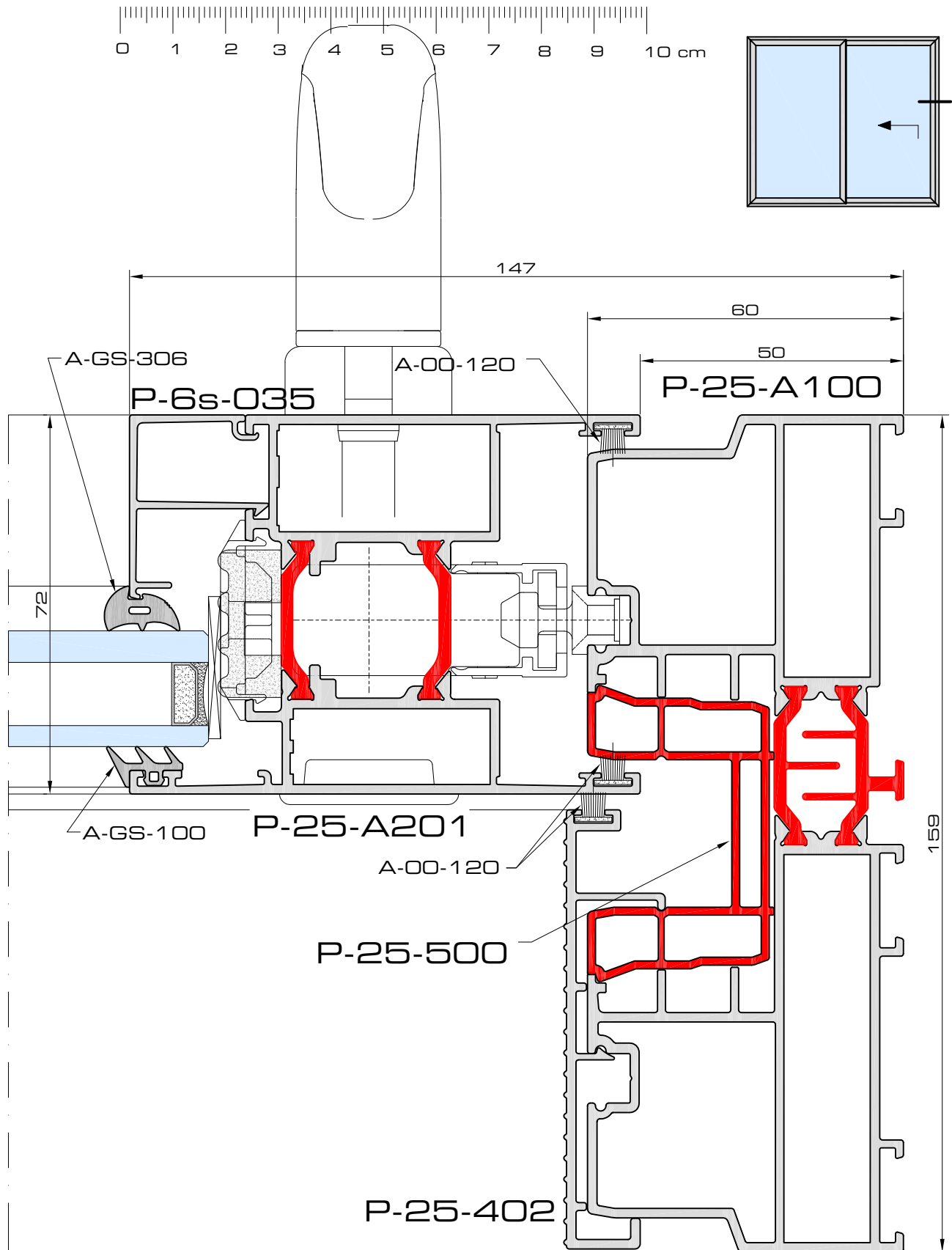
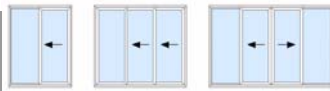
Schuifraam
Coulissant
Sliding window



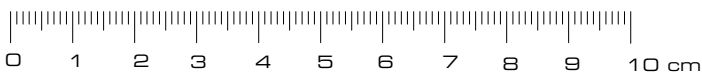
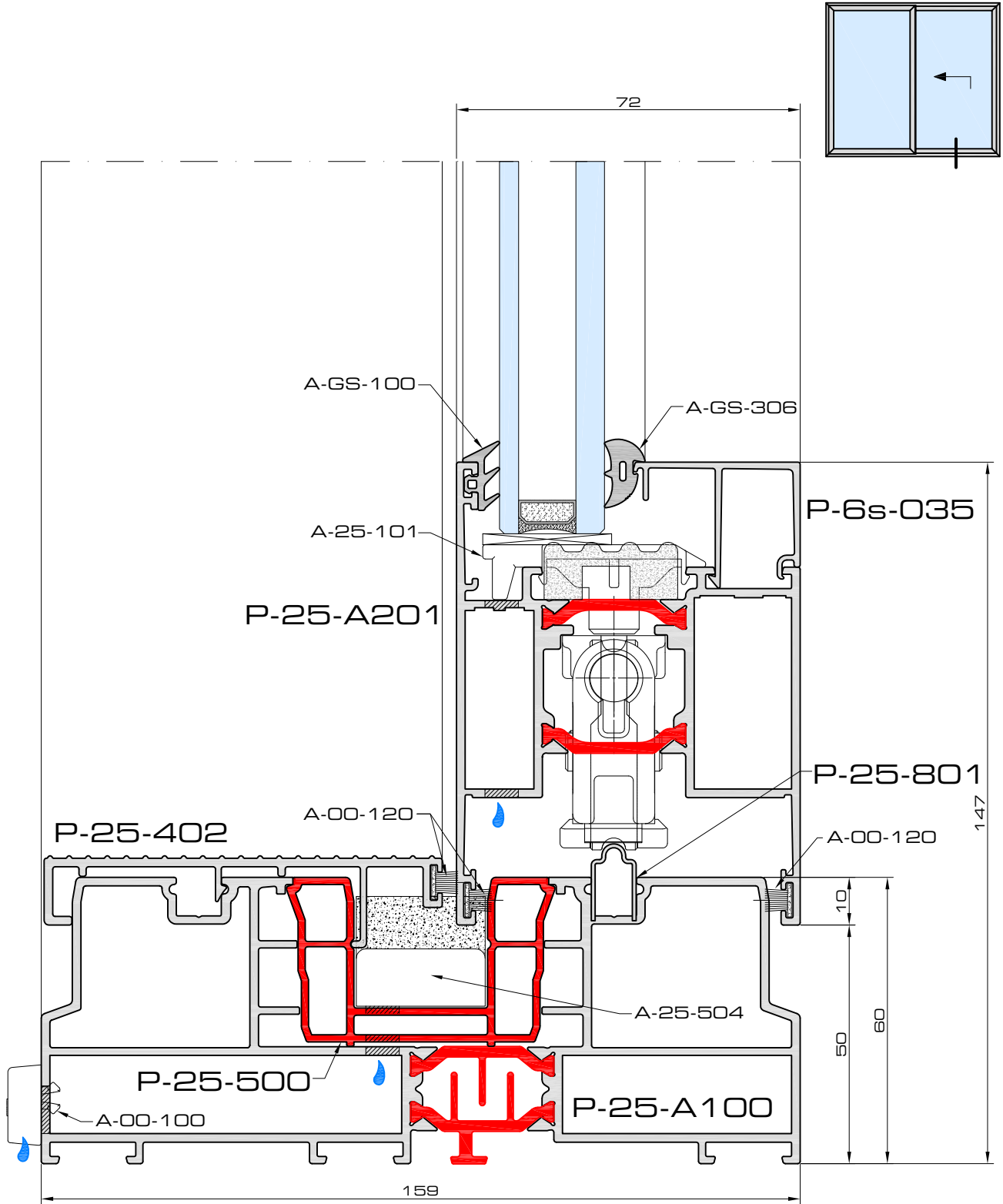
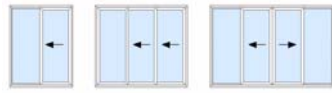
- 1: p71
- 2: p72
- 3: p73
- 4: p75
- 5: p77
- 6: /
- 7: /
- 8: /
- 9: /
- 10: /
- 11: /
- 12: /
- 13: p78
- 20: /
- 21: p79
- 22: p80
- 23: p81



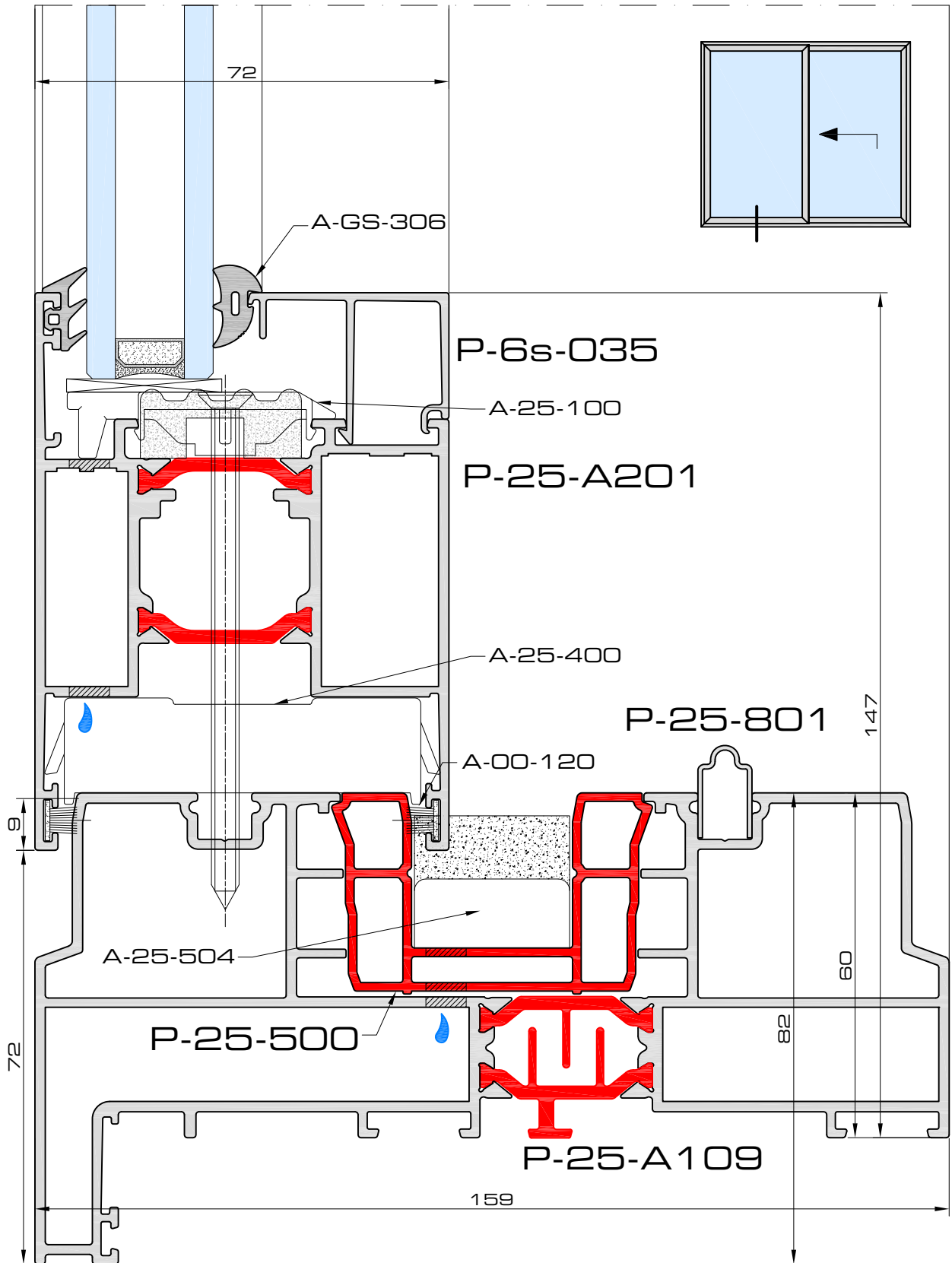
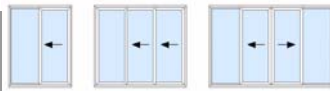
overzicht



door1a_hef



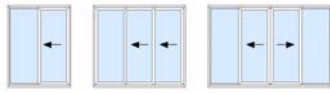
door2a_hef



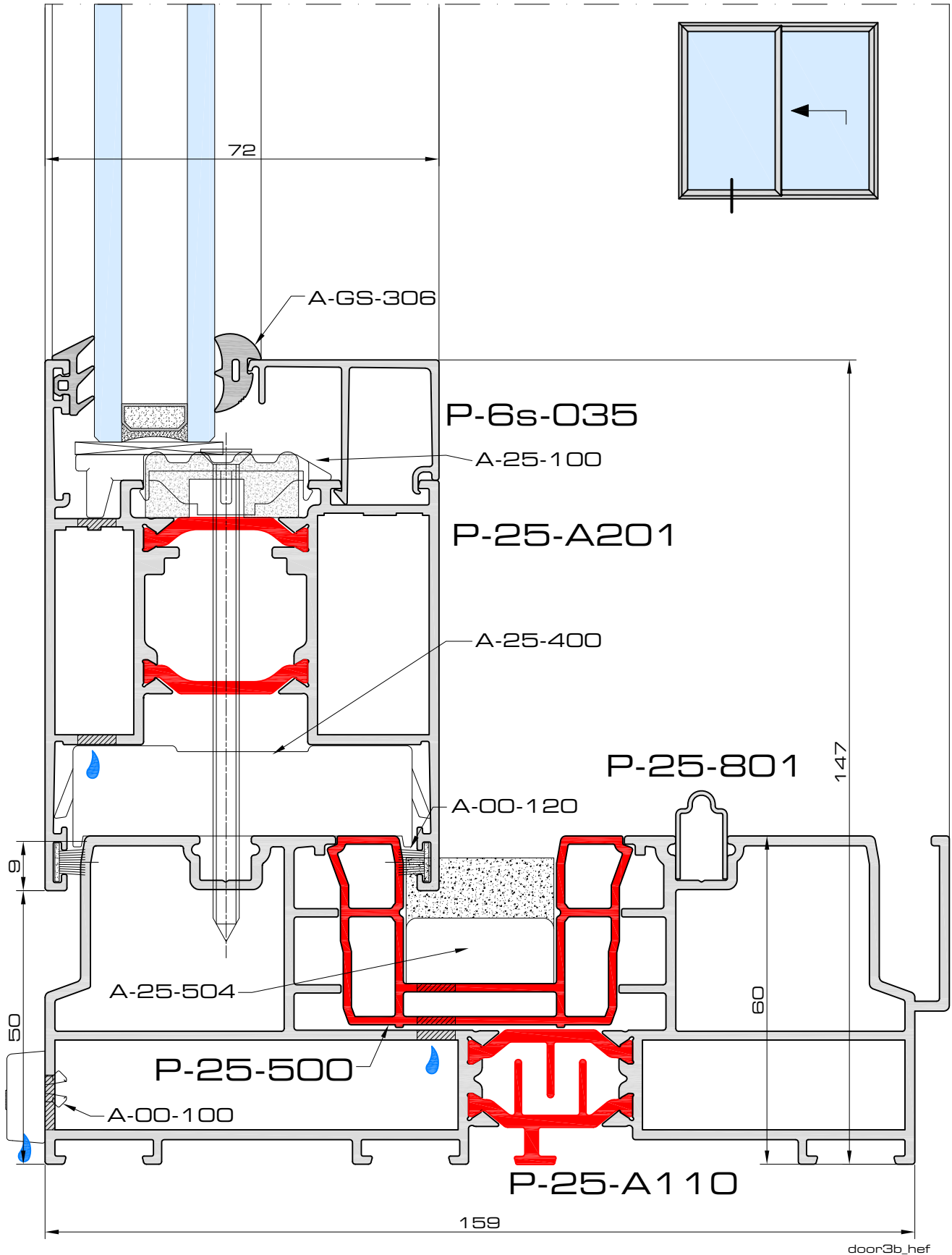
door3a_hef

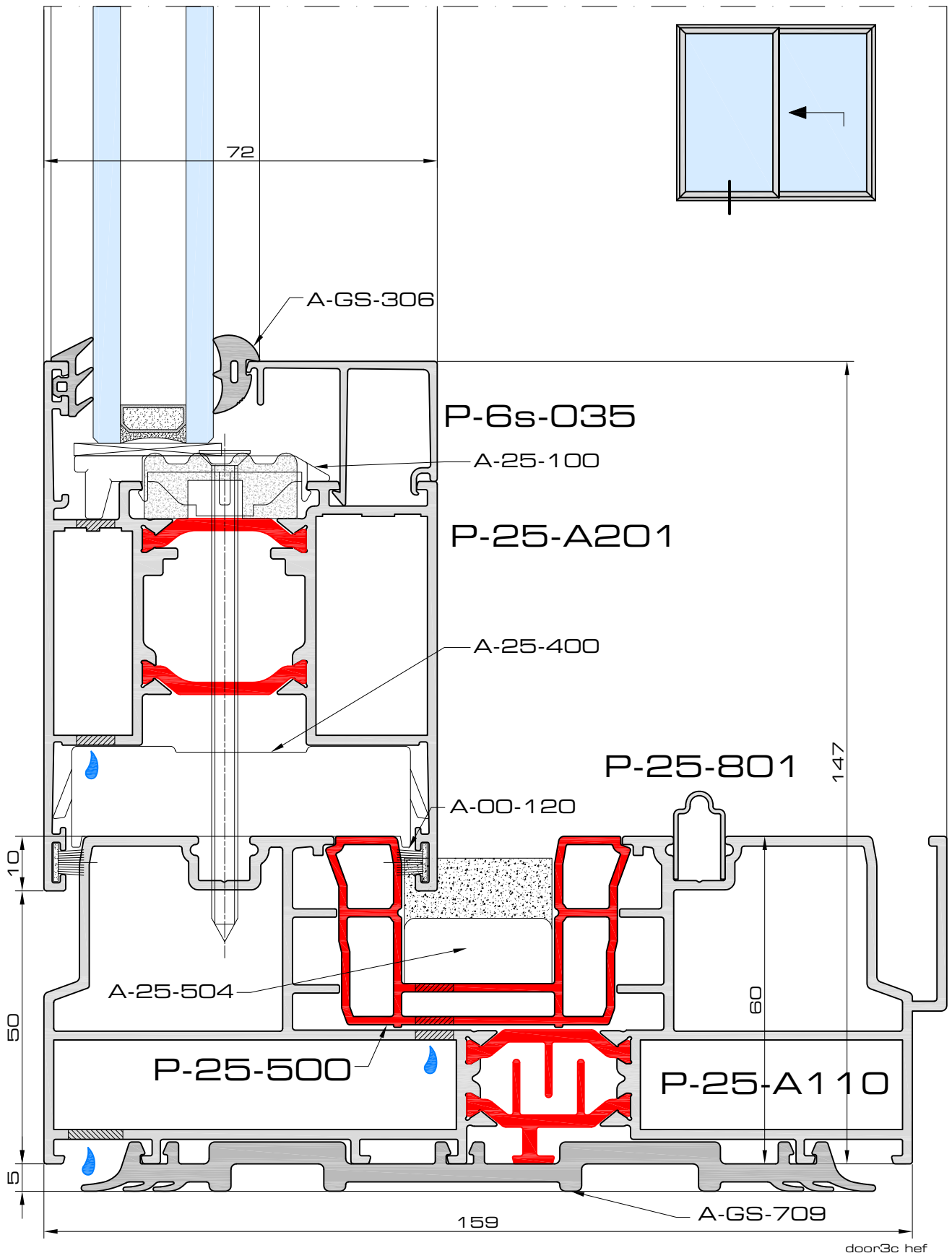
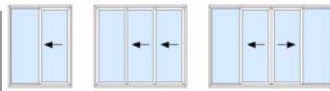
3b

doorsneden ■ coupes ■ sections



Kolos P25

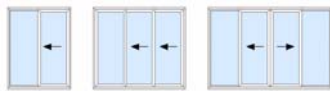




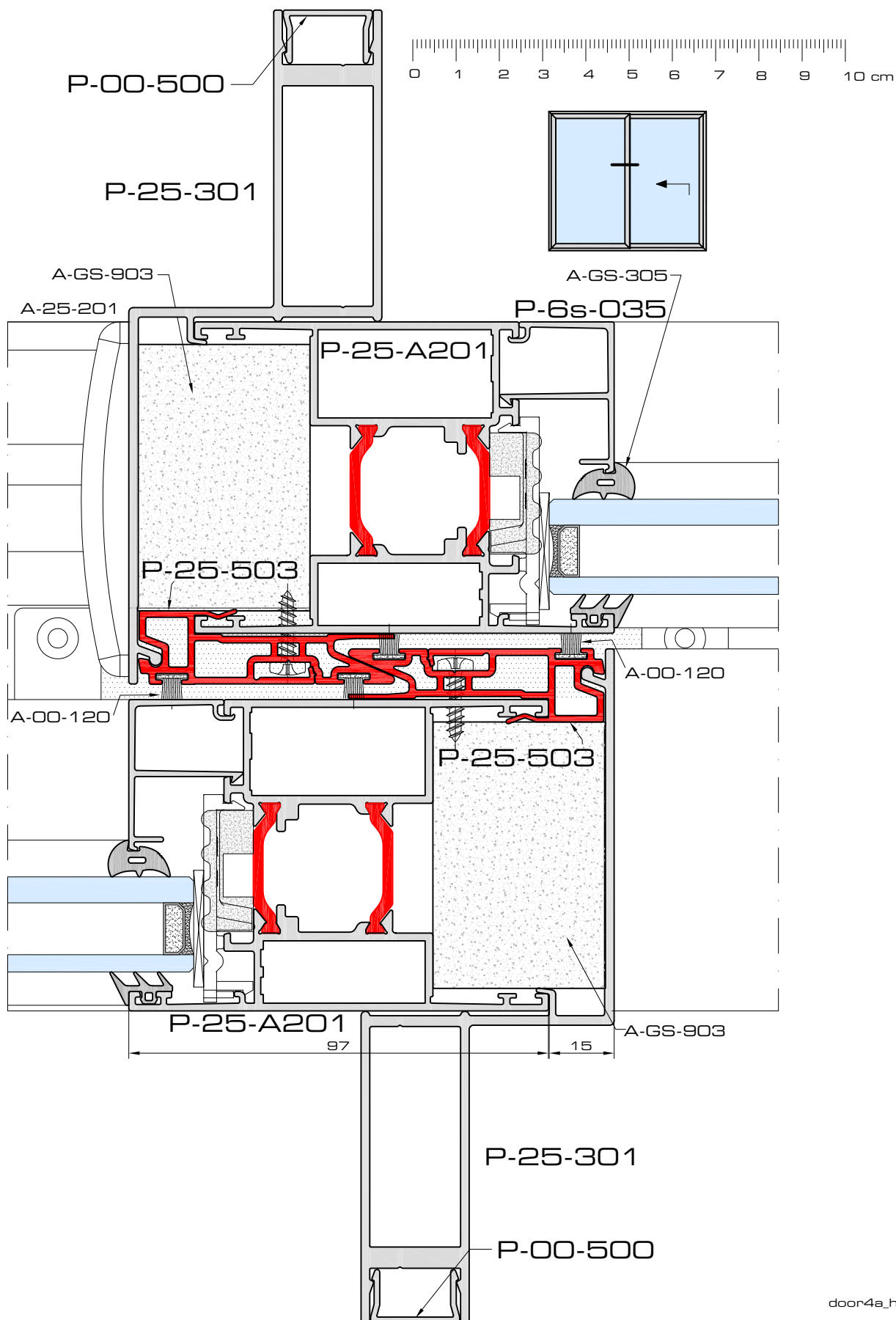
door3c_hef

4a

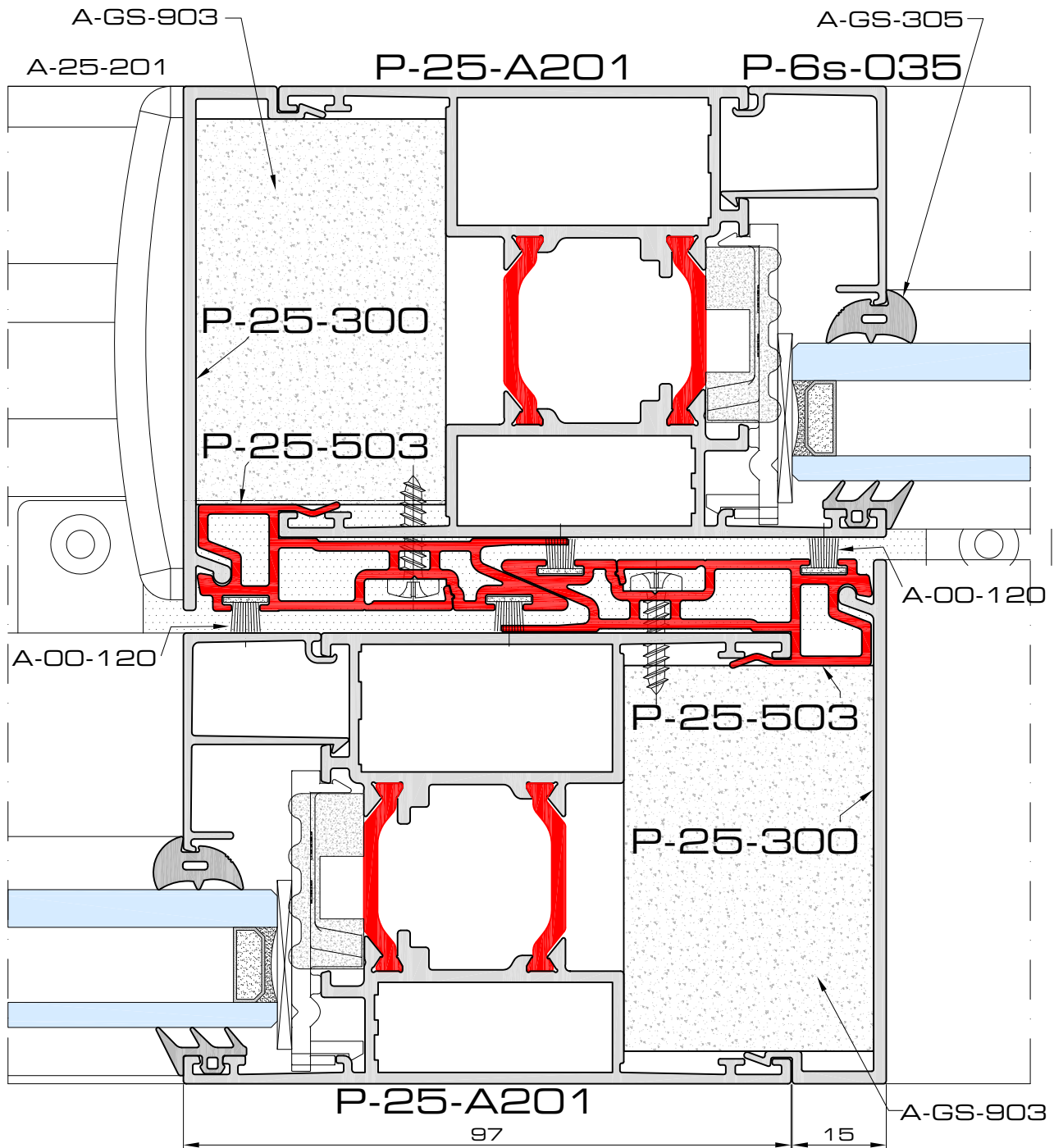
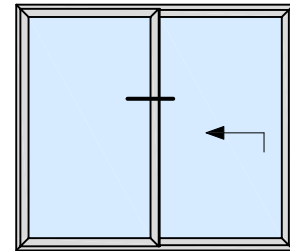
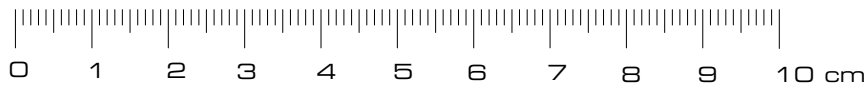
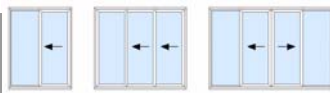
doorsneden ■ coupes ■ sections



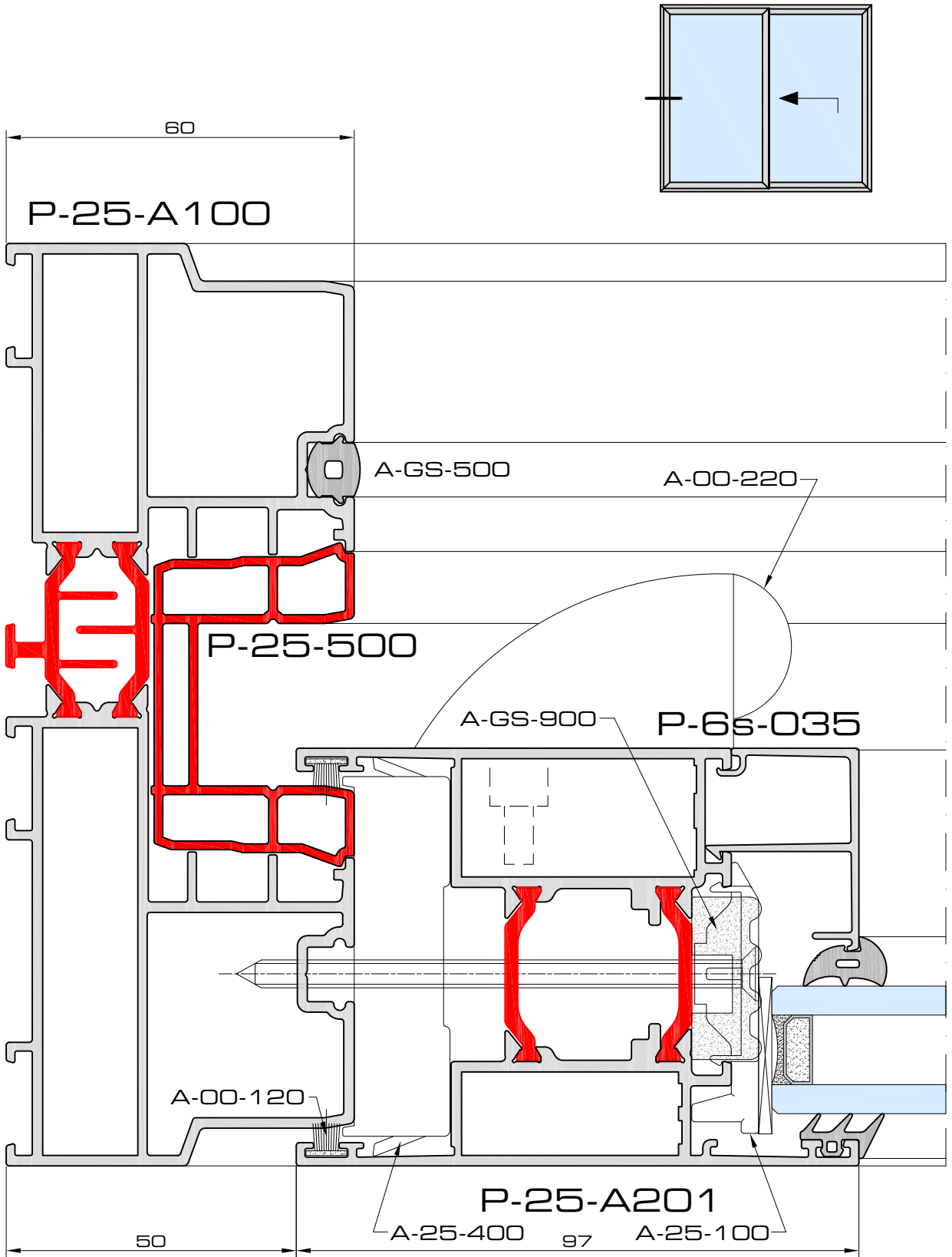
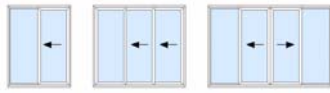
Kolos P25



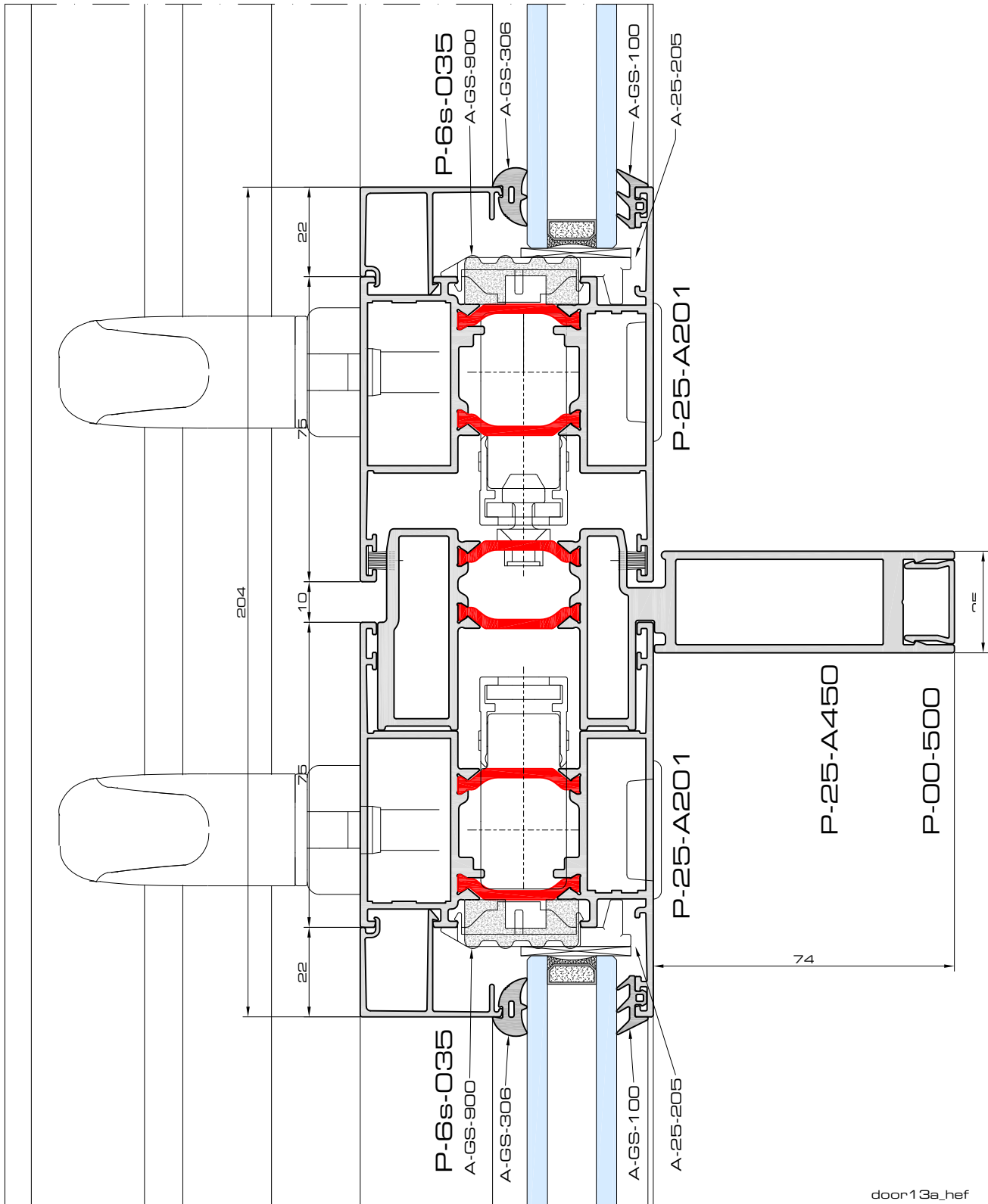
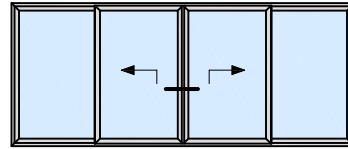
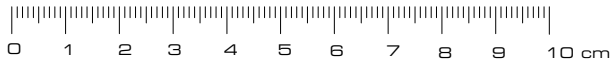
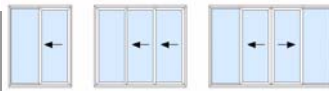
door4a_hef



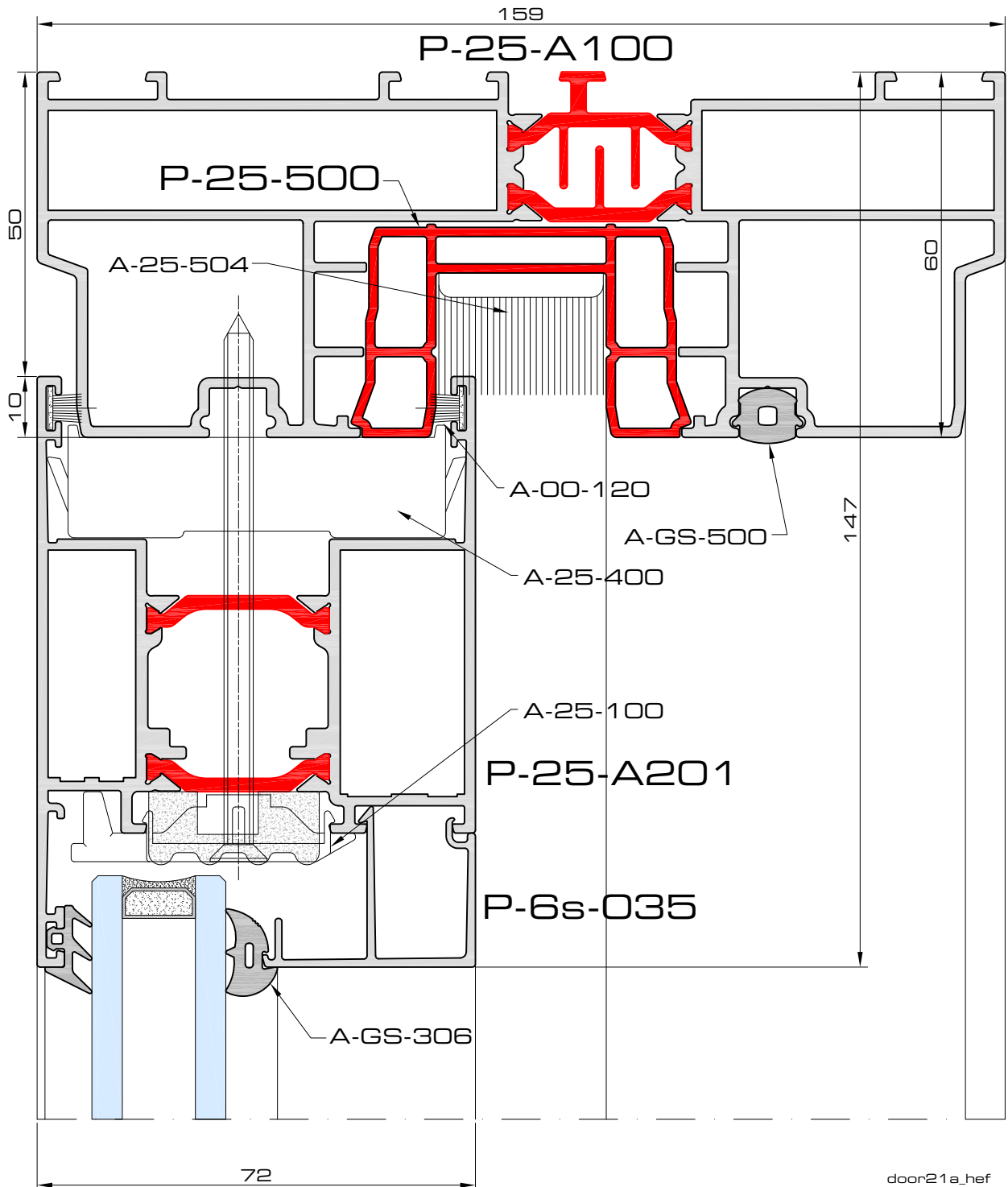
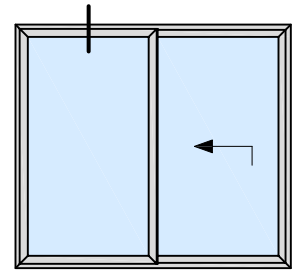
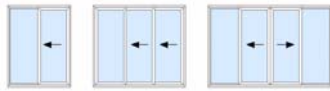
door4b_hef



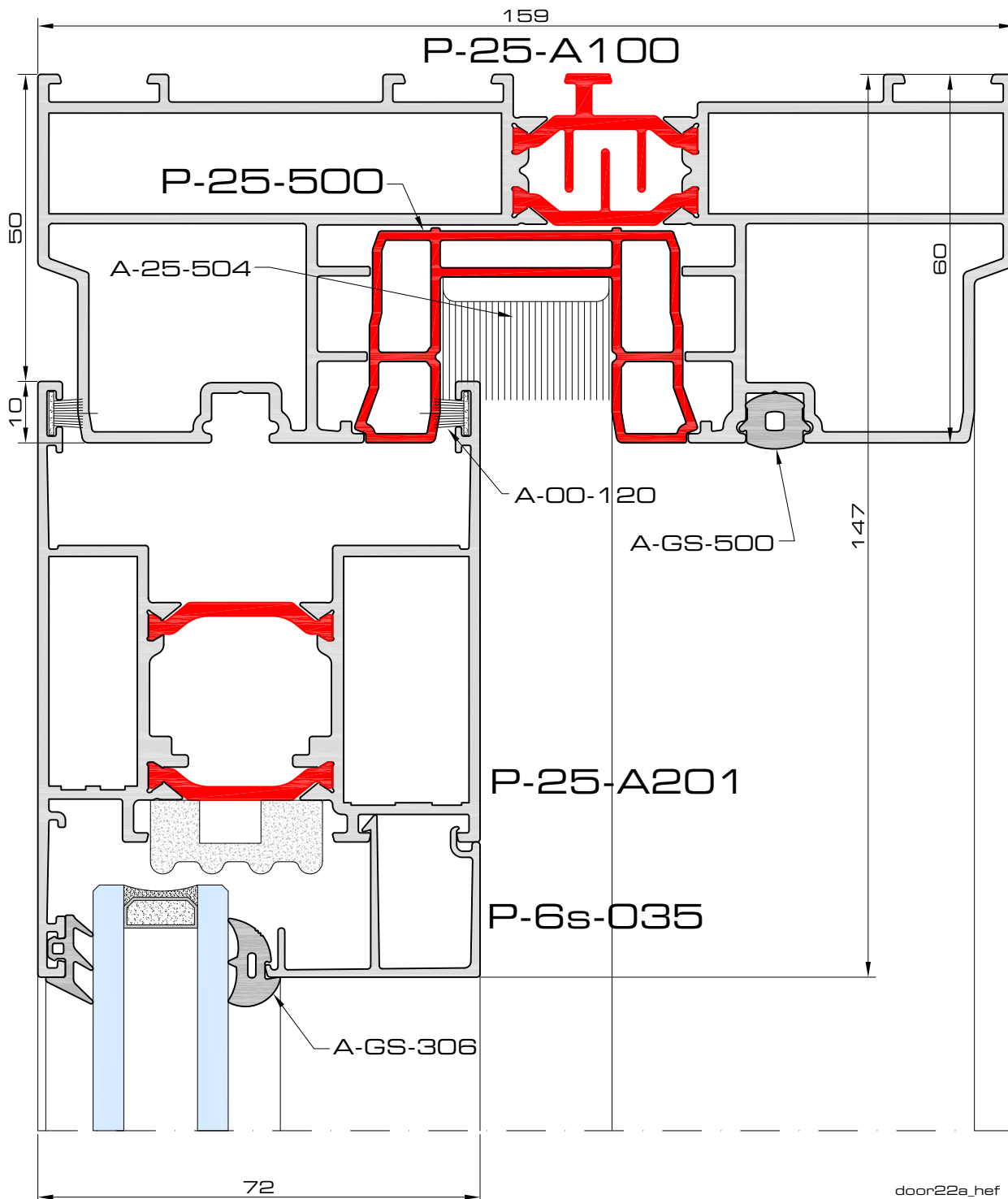
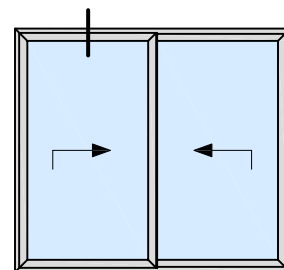
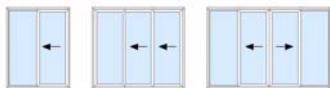
door5a_hef



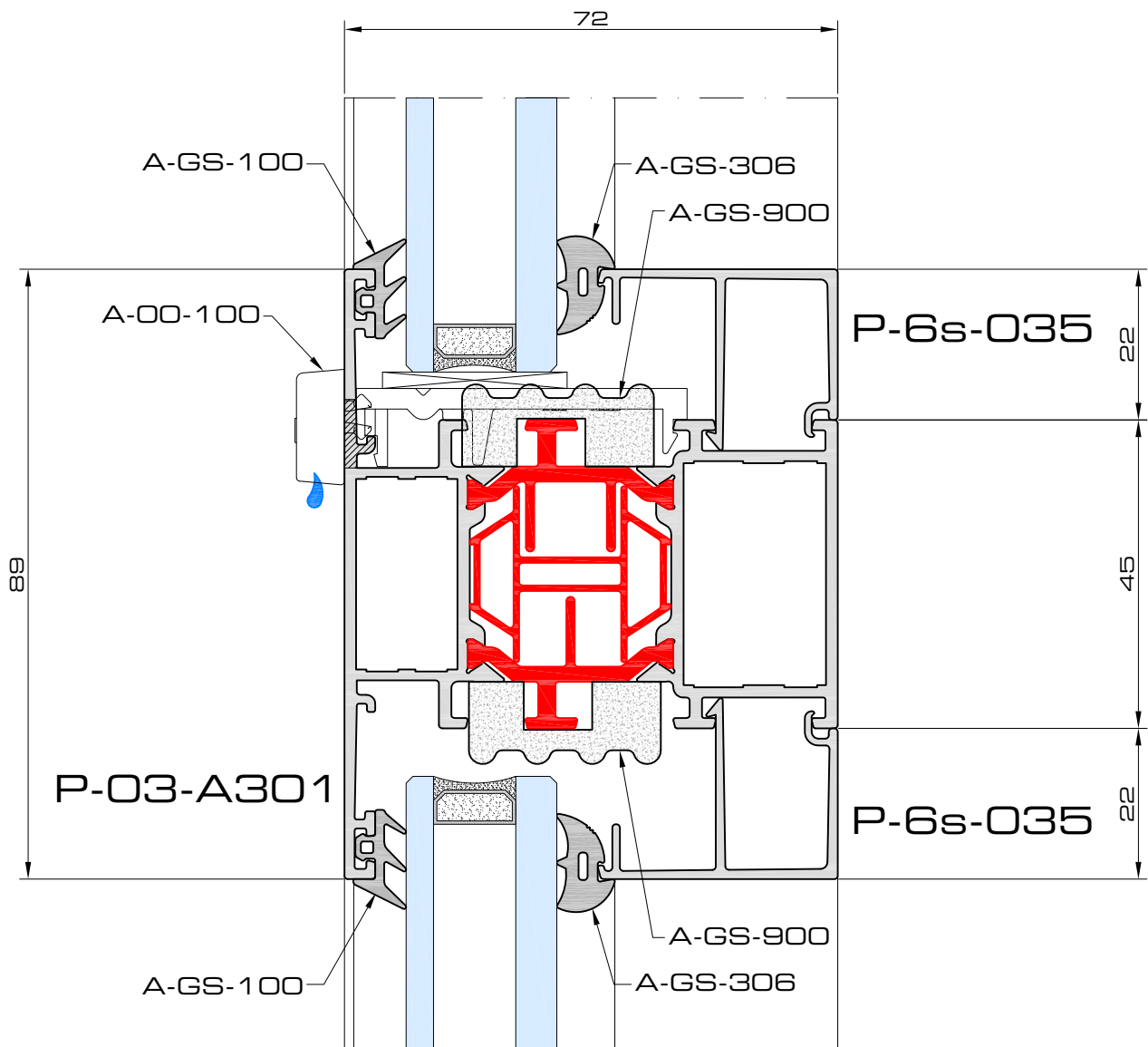
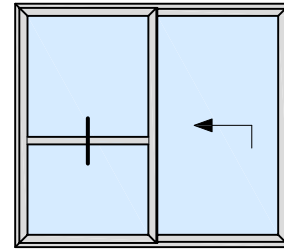
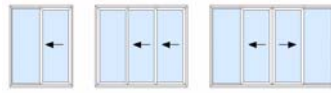
door13a_hef



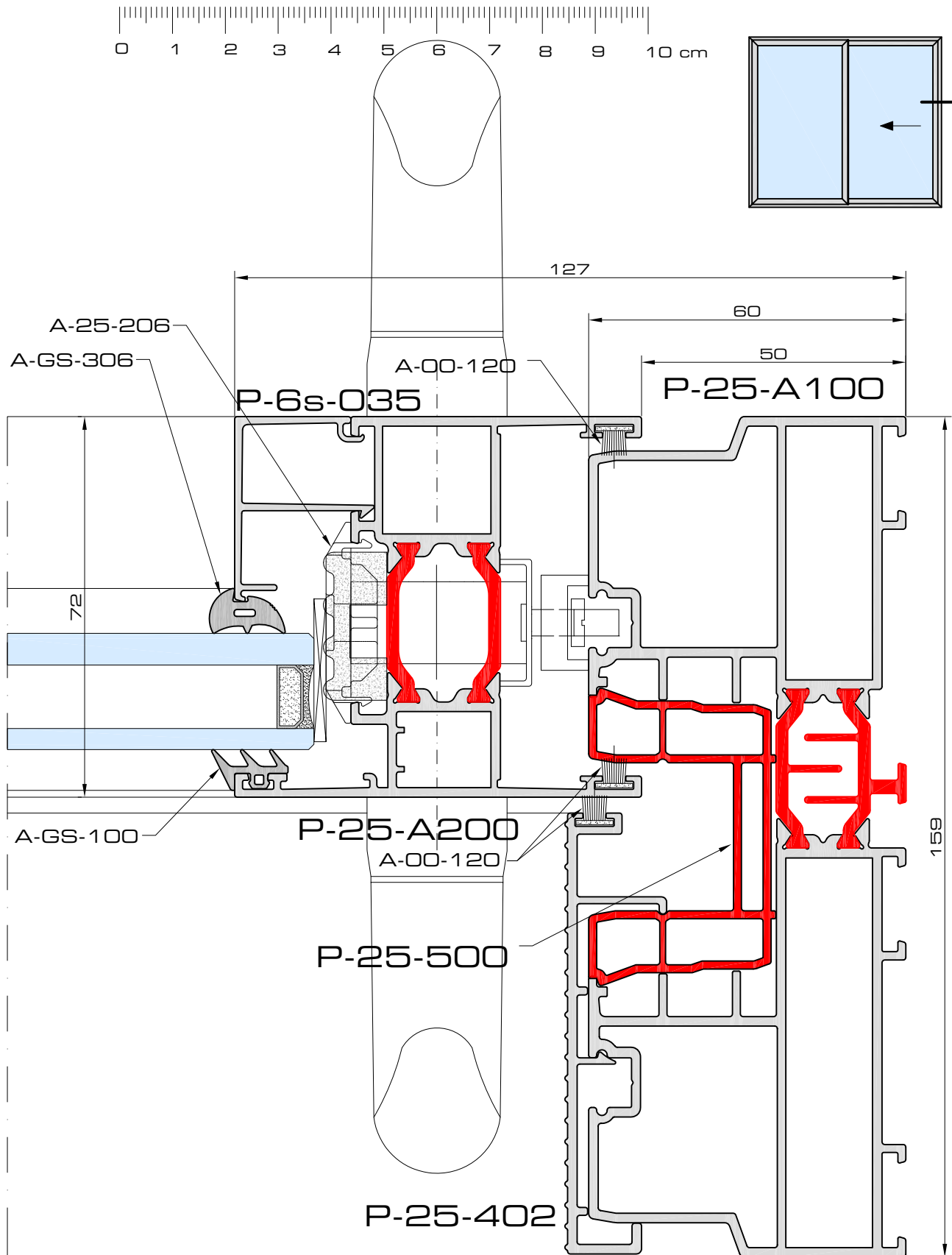
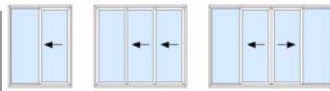
door21a_hef

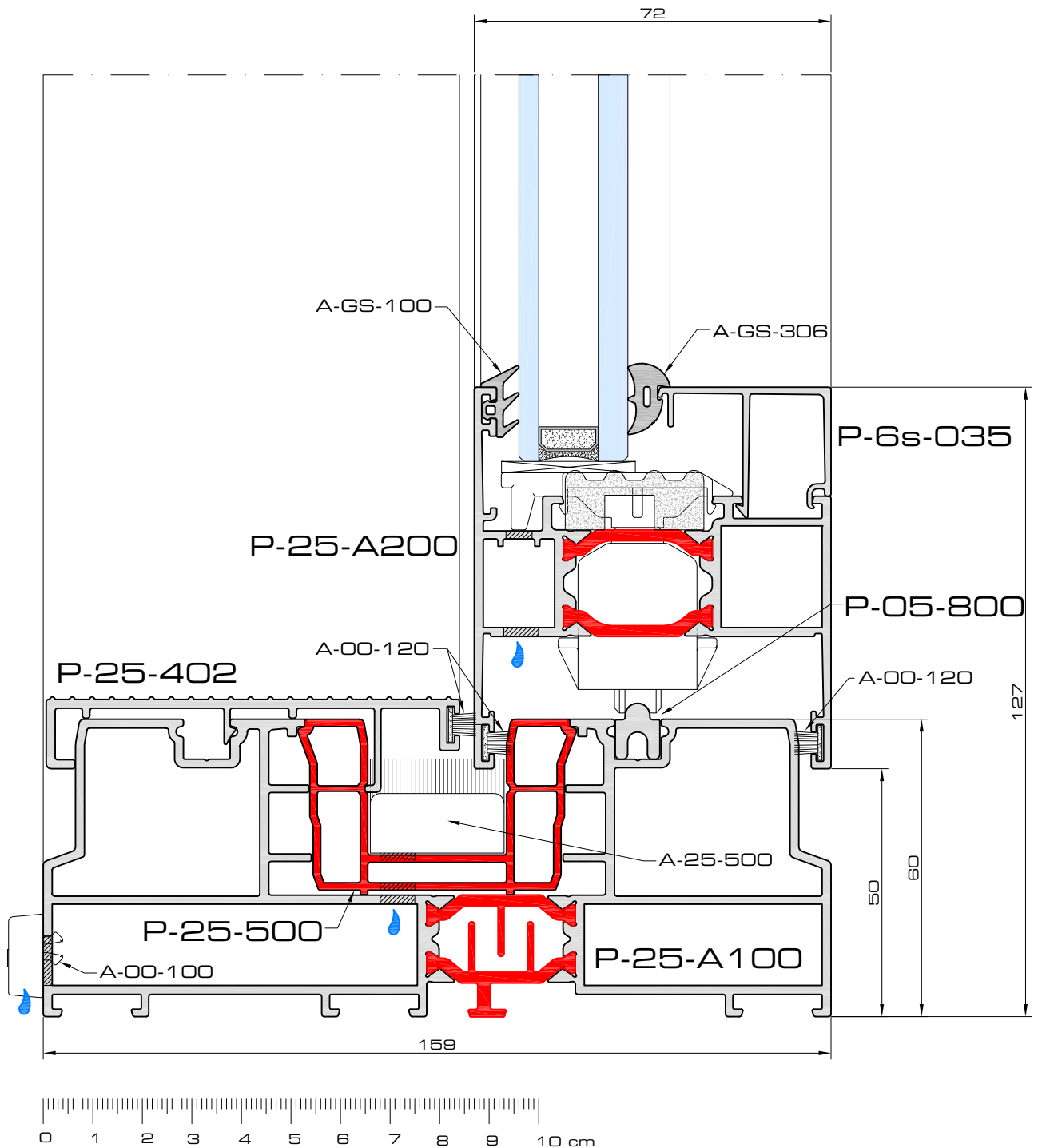
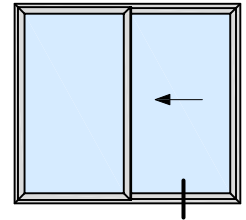
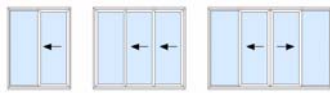


door22a_hef

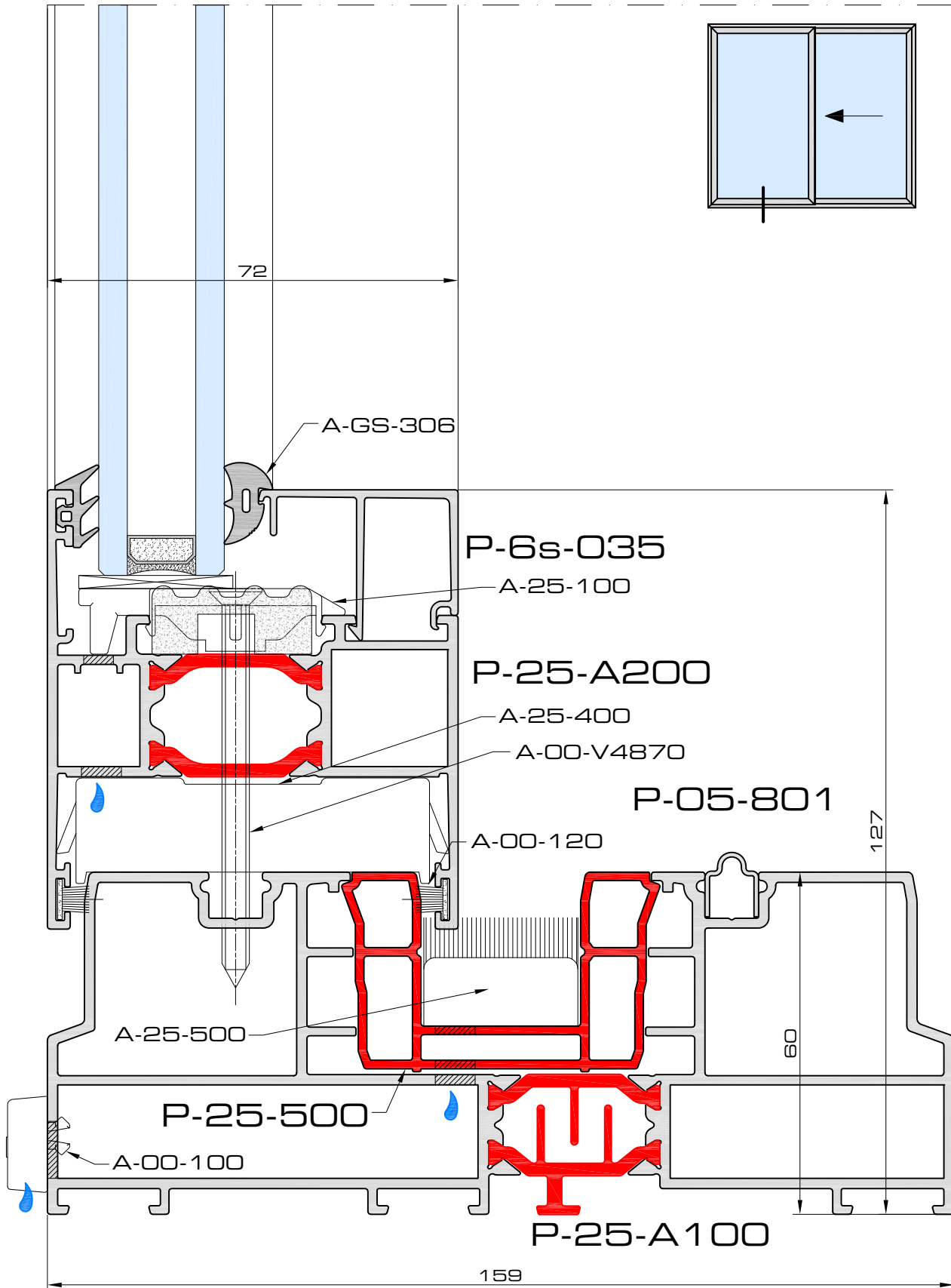
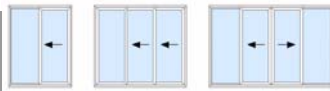


door23a hef





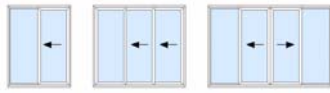
door2a_schuif



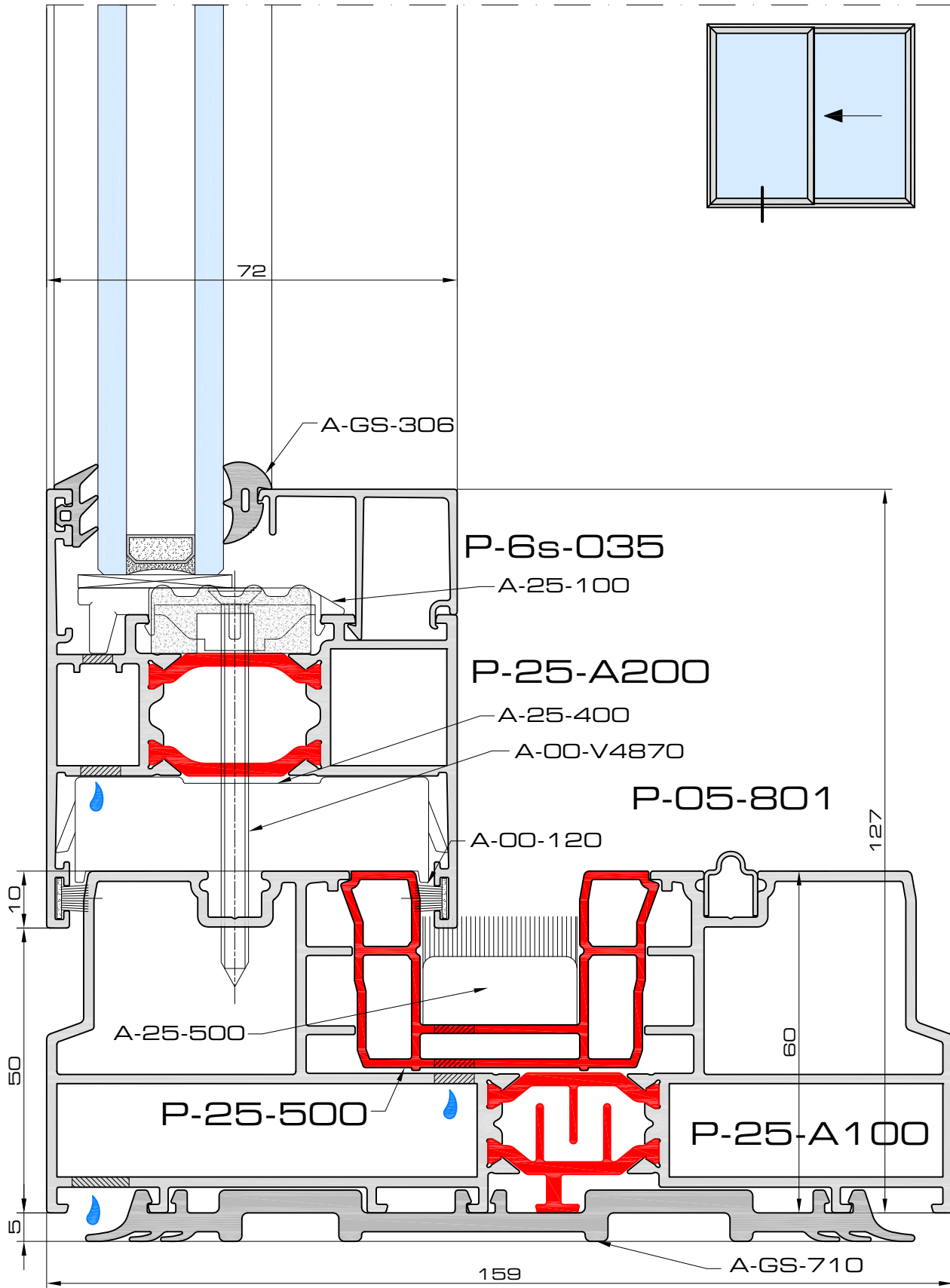
door3a_schuif

3b

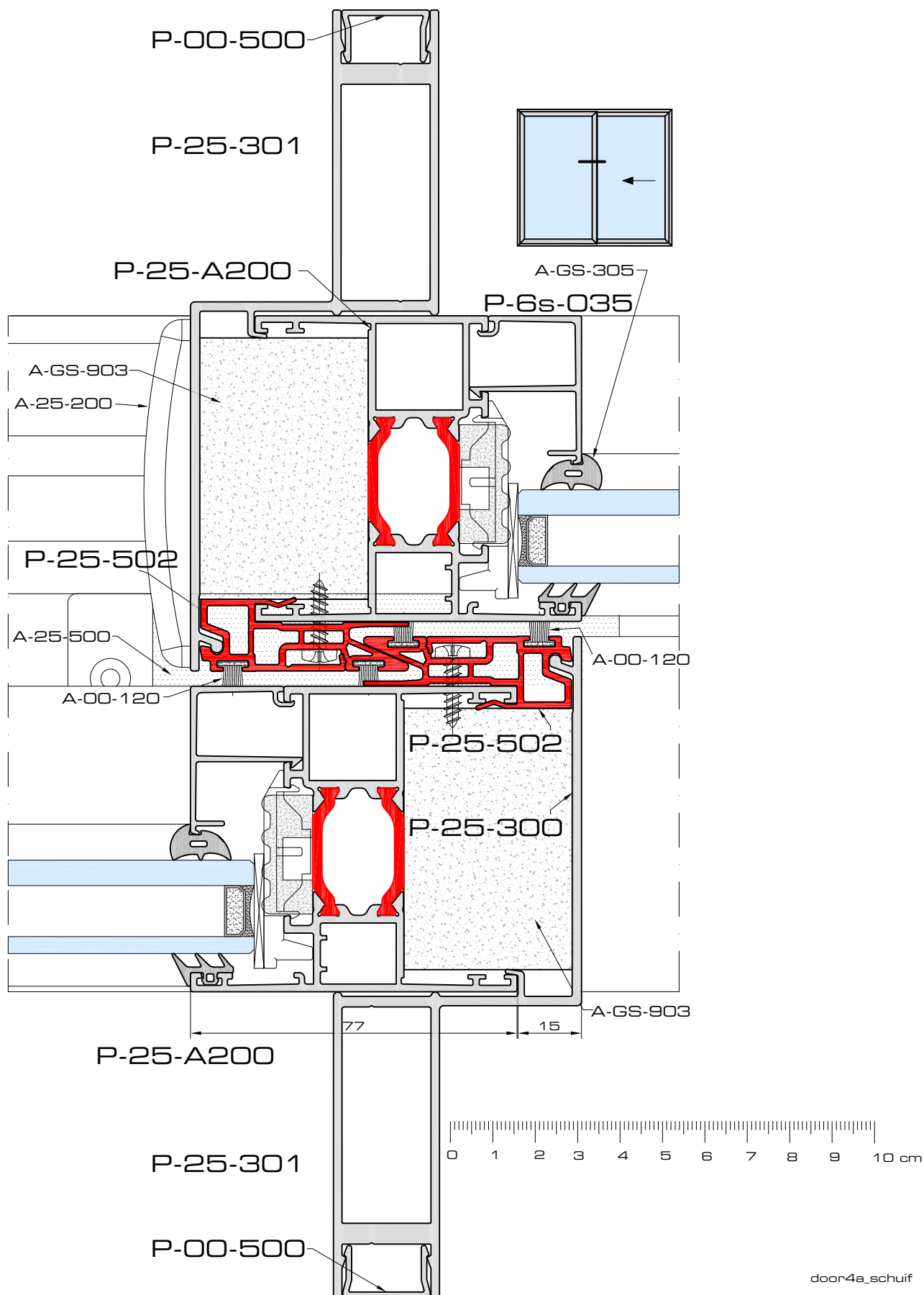
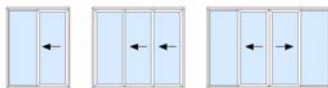
doorsneden ■ coupes ■ sections



Kolos P25



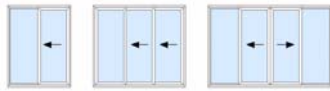
door3b_schuif



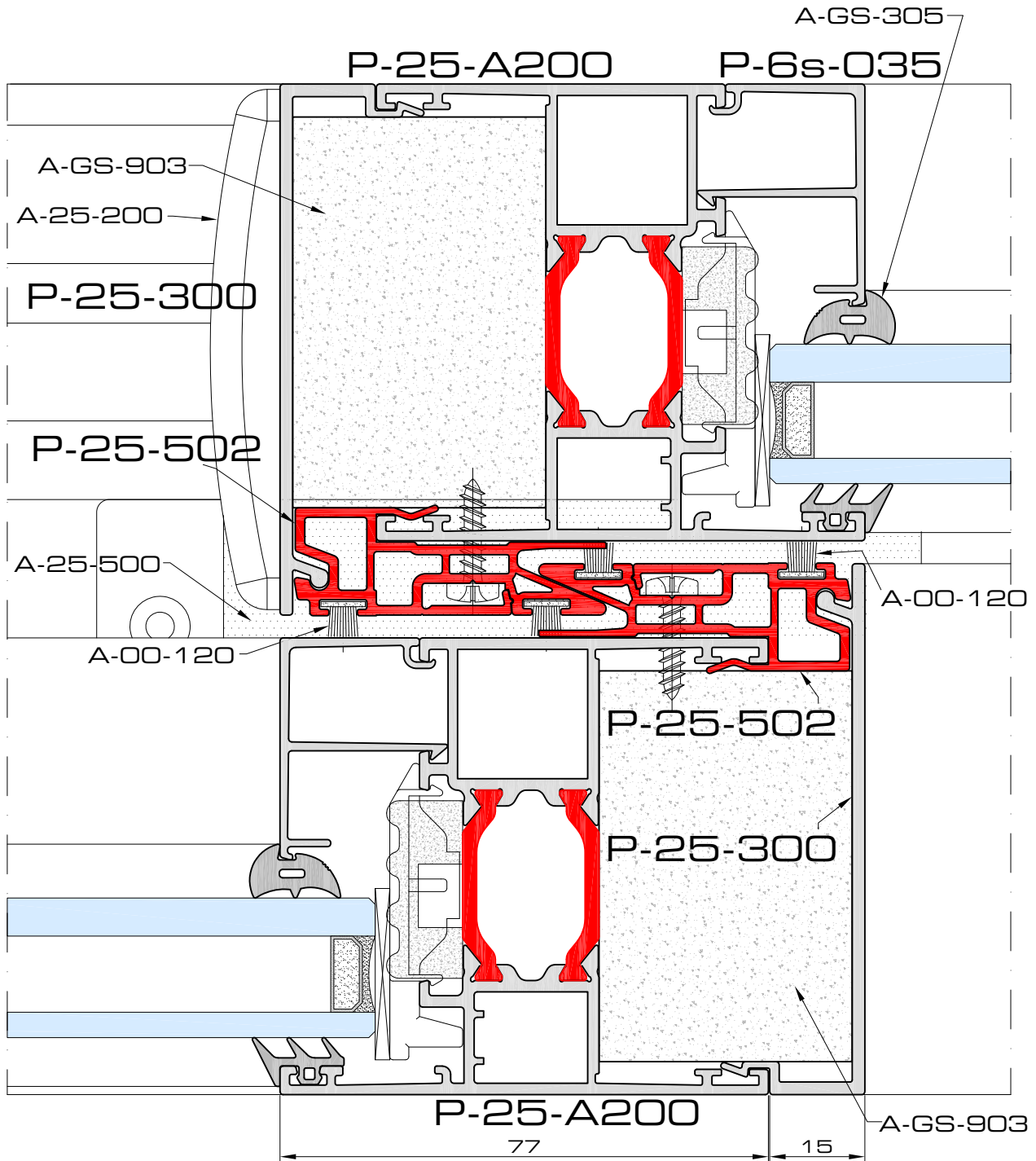
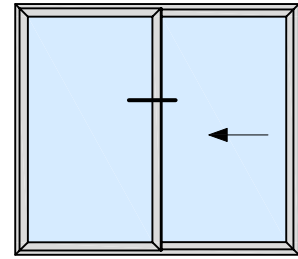
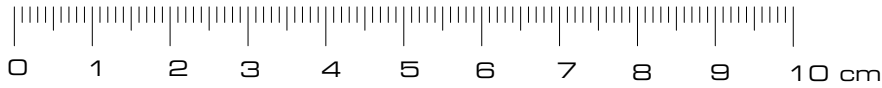
door4a_schuif

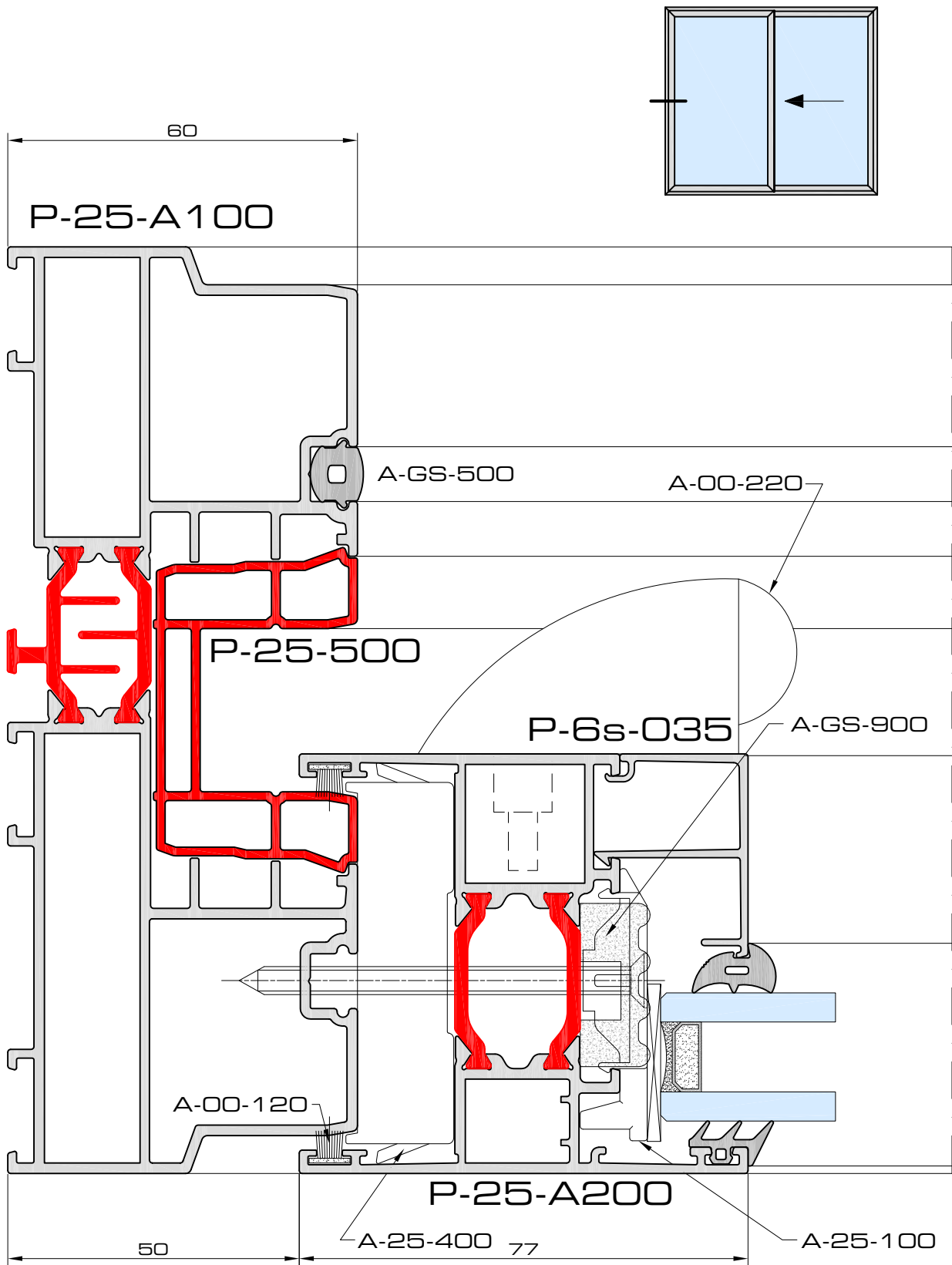
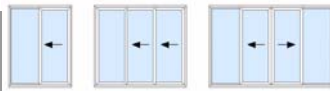
4b

doorsneden ■ coupes ■ sections

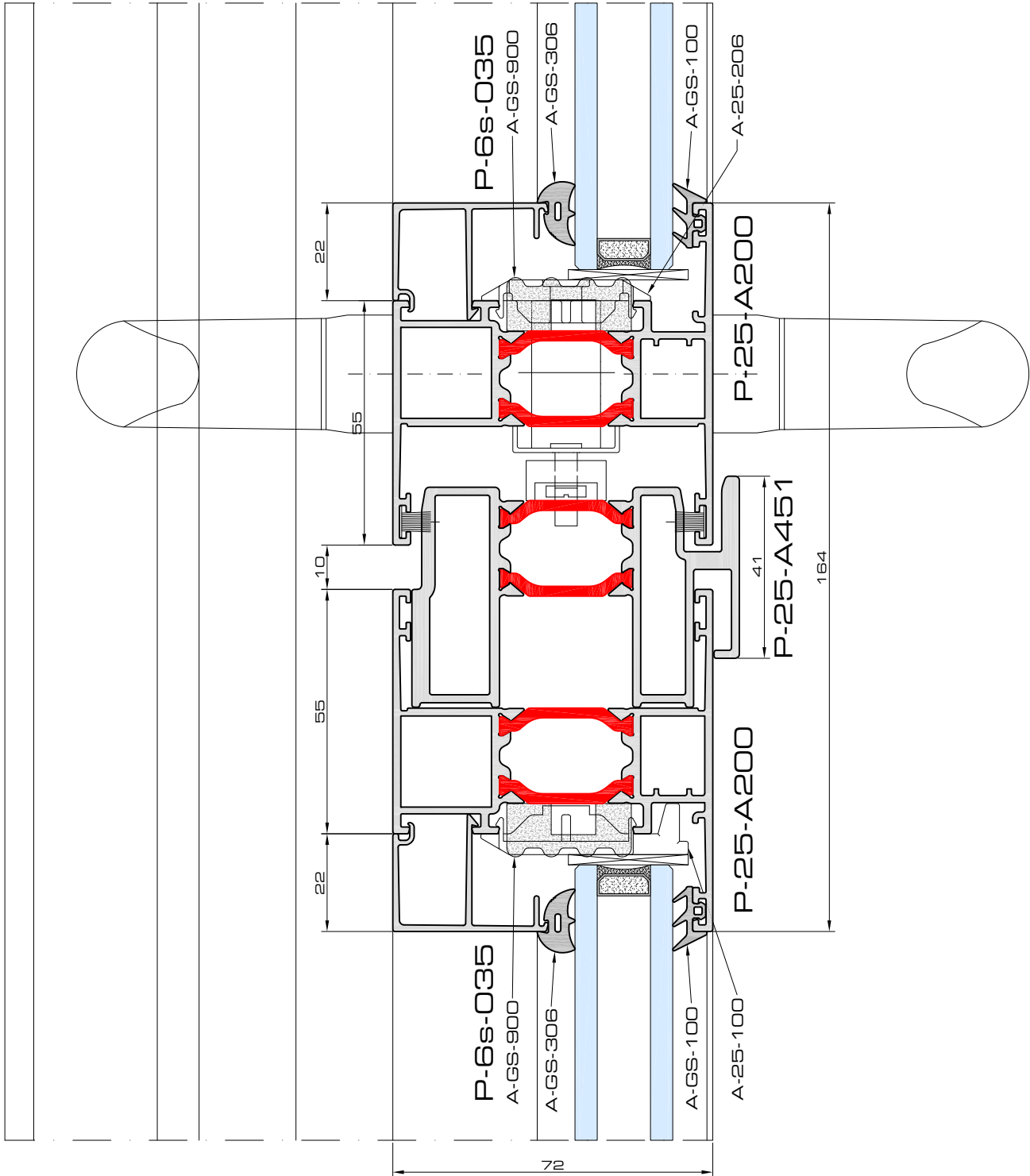
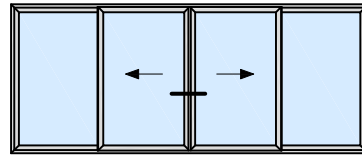
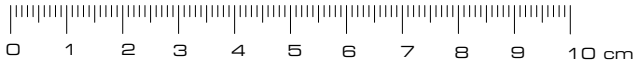
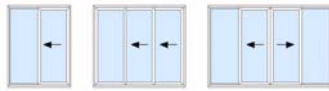


Kolos P25

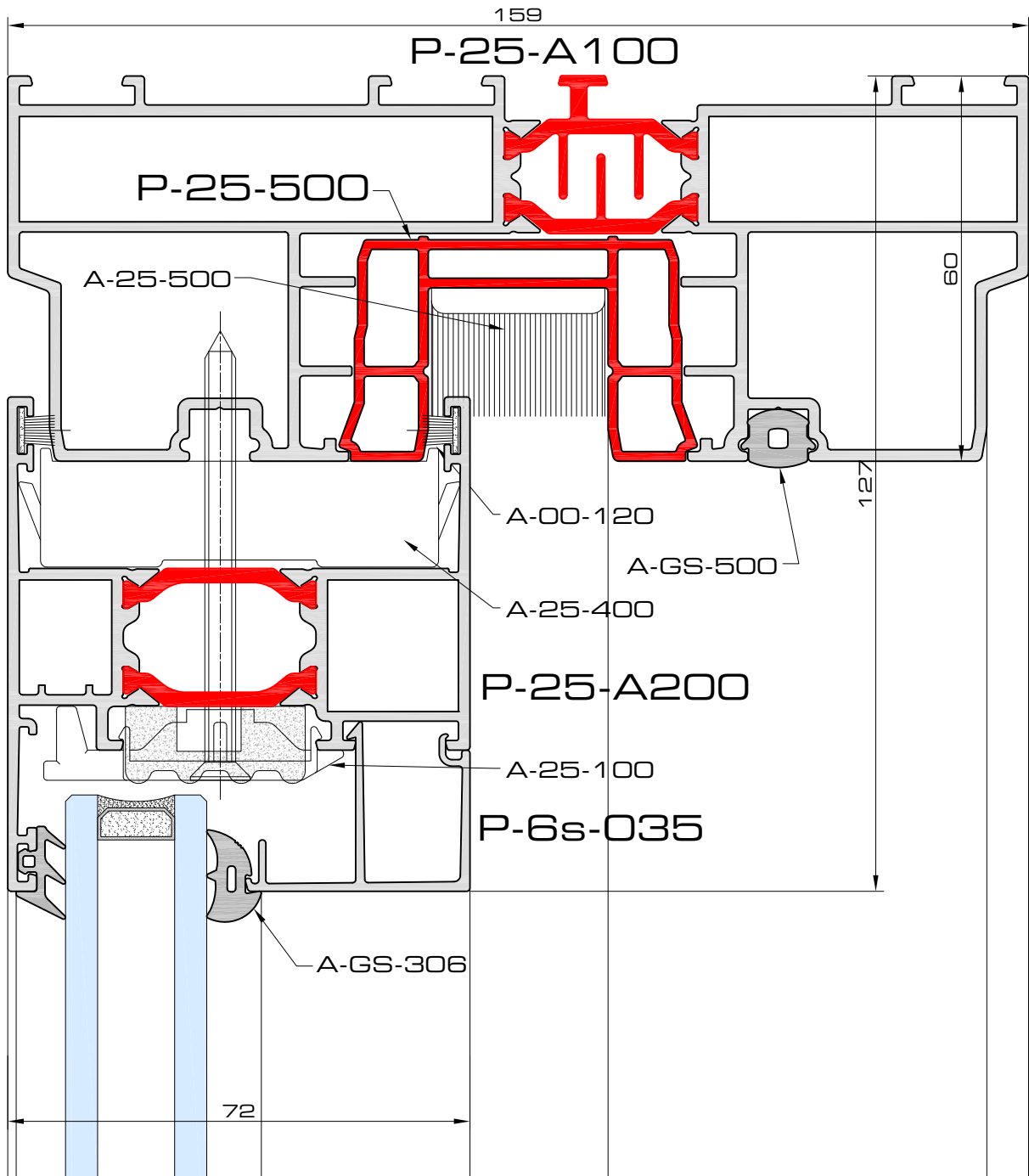
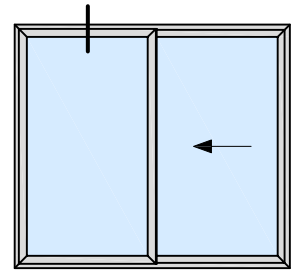
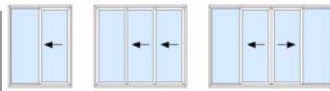




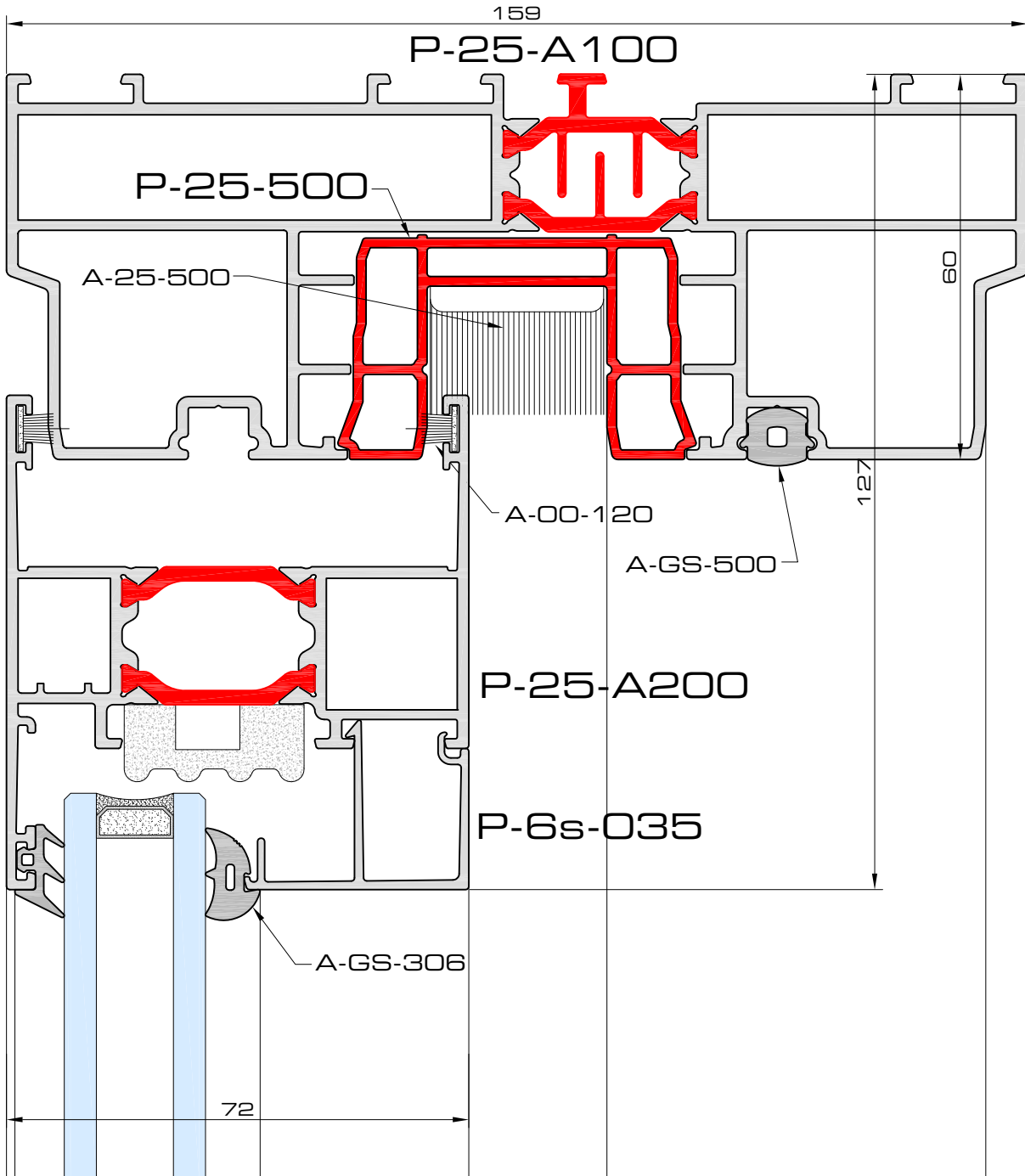
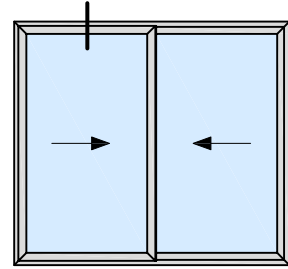
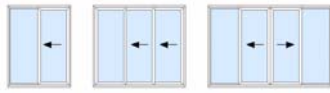
door5a_schuif



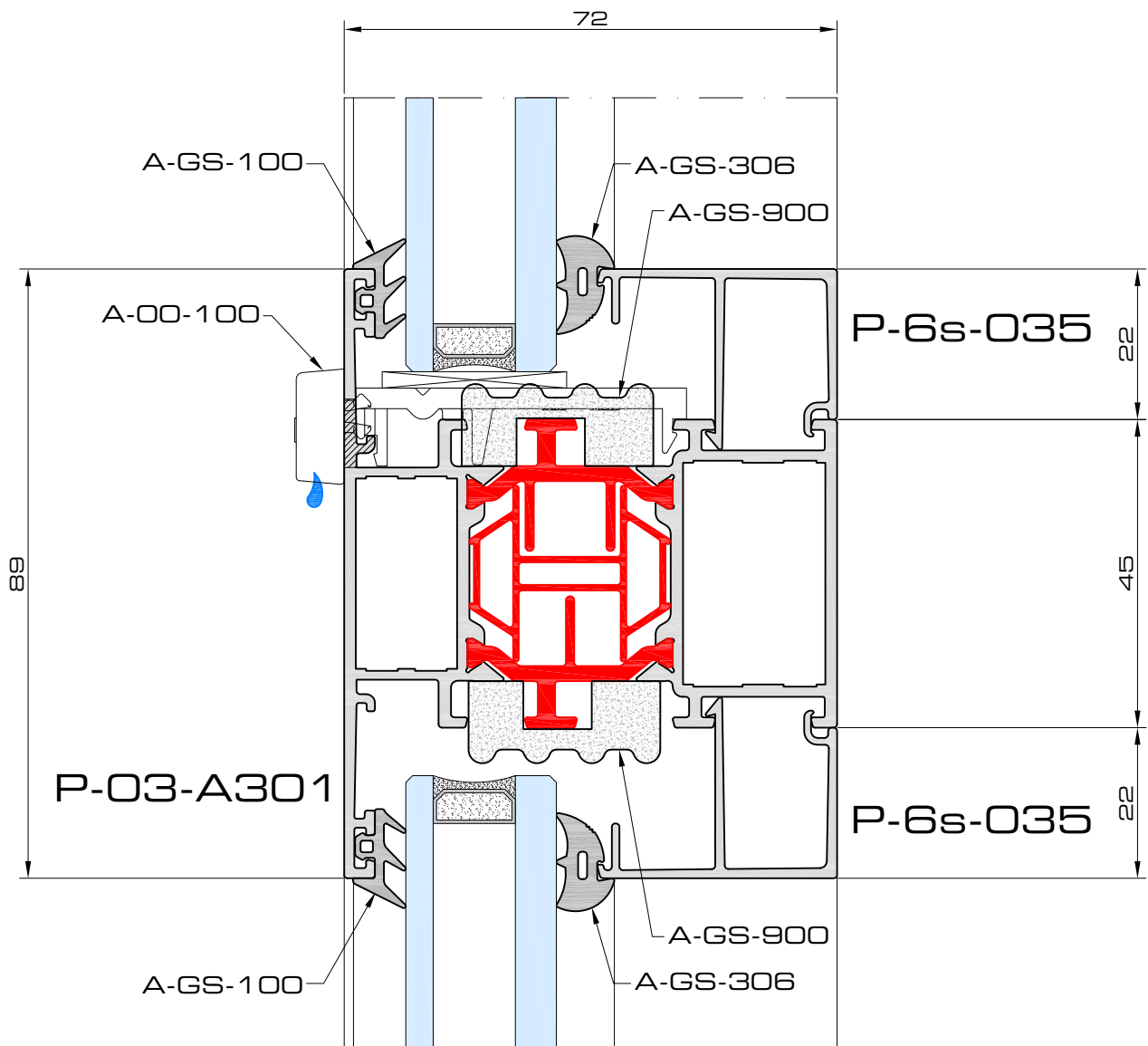
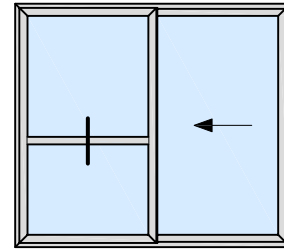
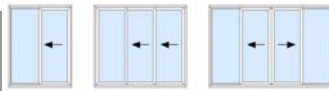
door13a_schuif



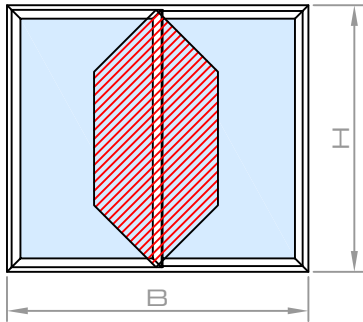
door21a_schuif



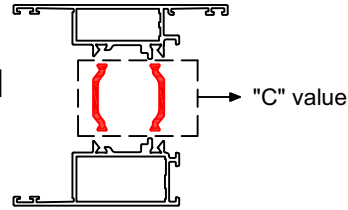
door22a_schuif



door23a schuif



P-25-A201

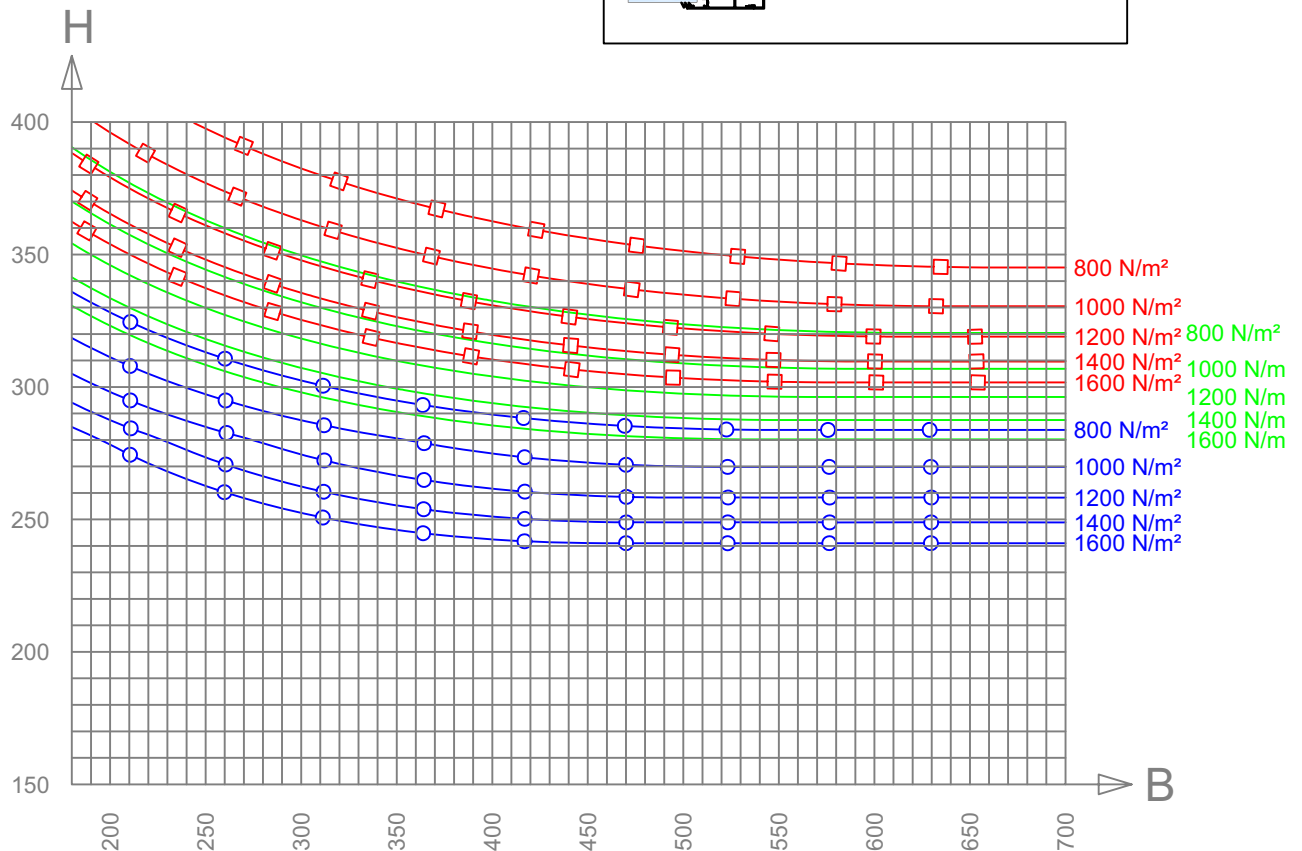
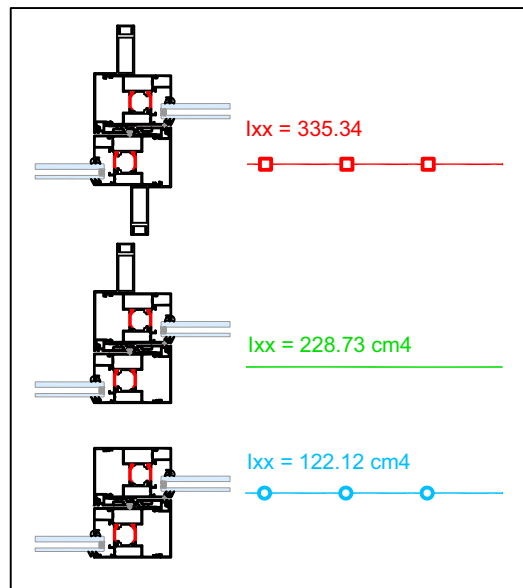


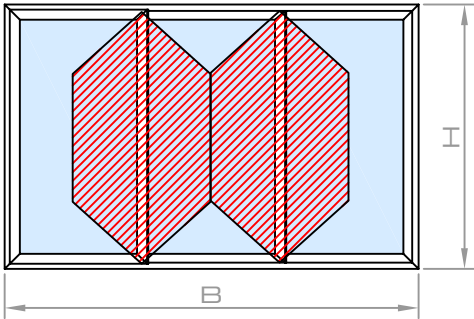
Sterkteberekening in functie van "C"-waarde
 Calcul statique en fonction du valeur "C"
 Static calculation according to "C" value

A-BH-100
 = Max. 300kg

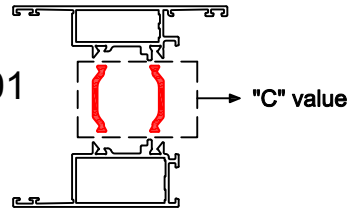
A-BH-100 + A-BH-101
 = Max. 400kg

$$F_{max} = H/225 < 12\text{mm}$$





P-25-A201

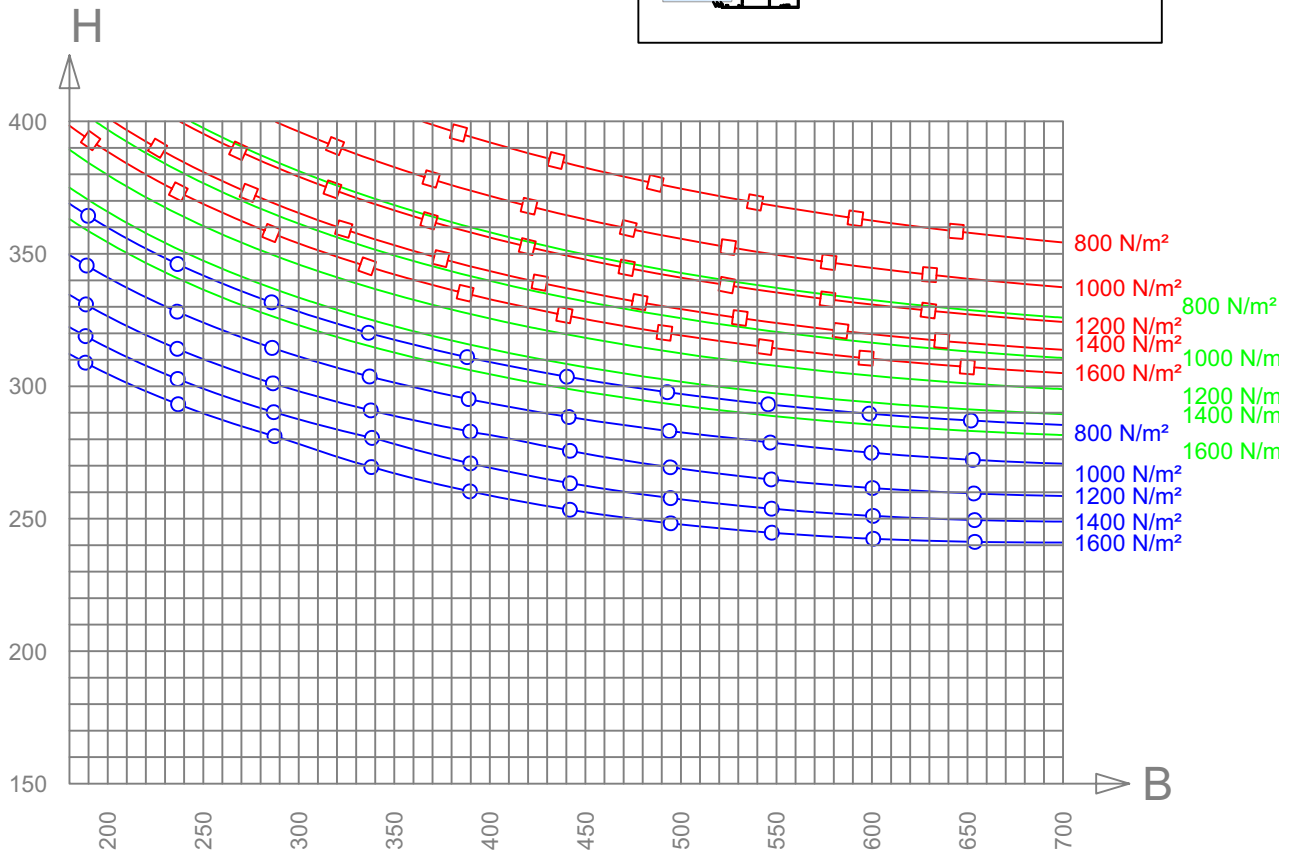
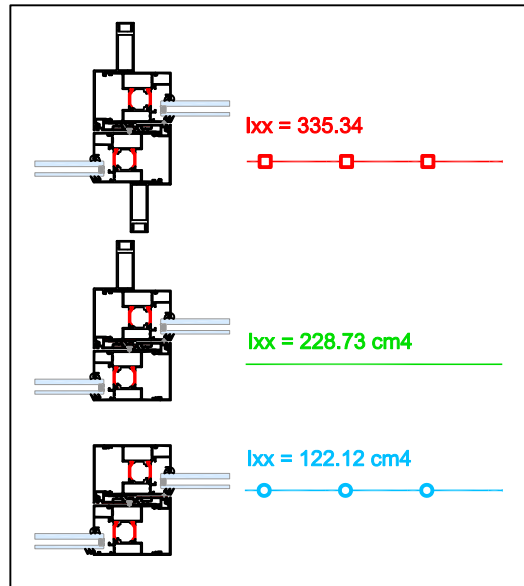


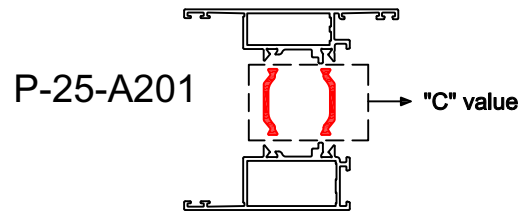
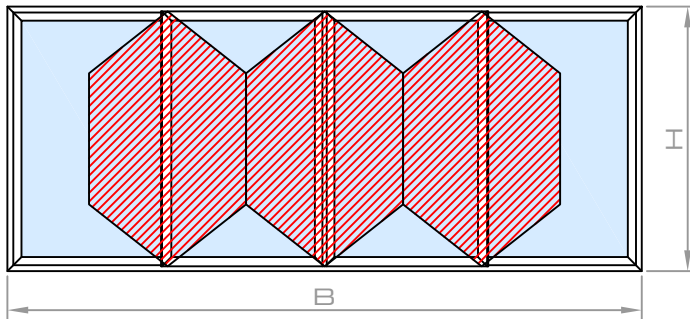
Sterkteberekening in functie van "C"-waarde
 Calcul statique en fonction du valeur "C"
 Static calculation according to "C" value

A-BH-100
 = Max. 300kg

A-BH-100 + A-BH-101
 = Max. 400kg

$F_{max} = H/225 < 12\text{mm}$



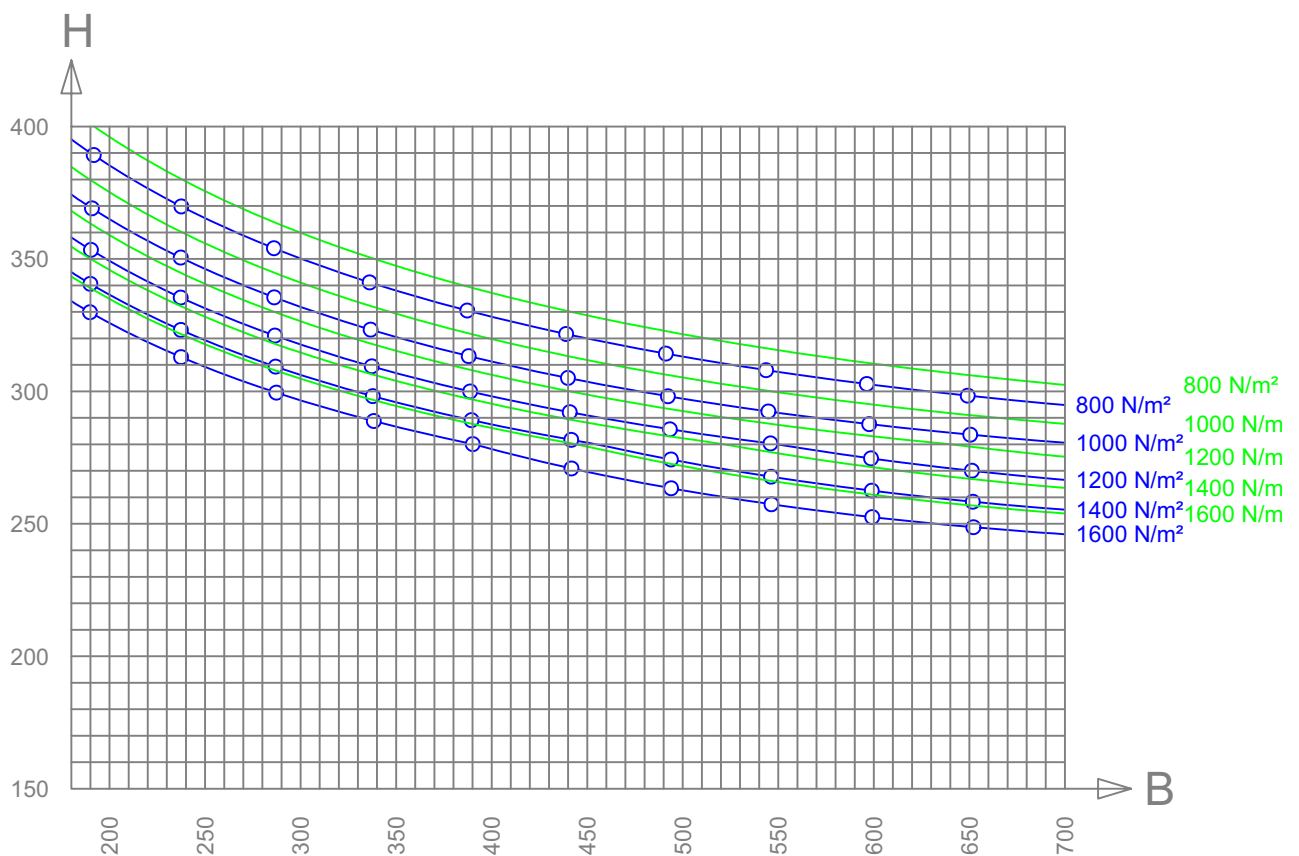
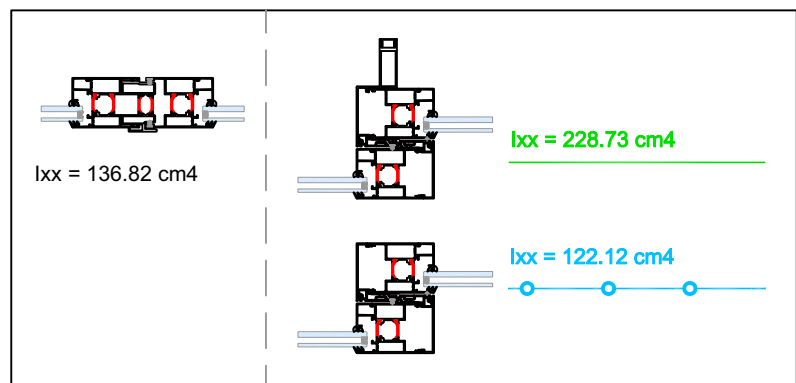


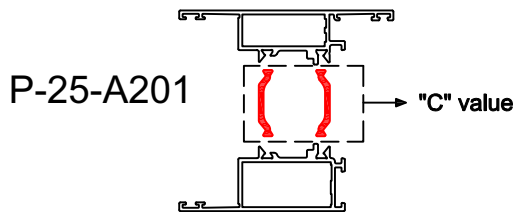
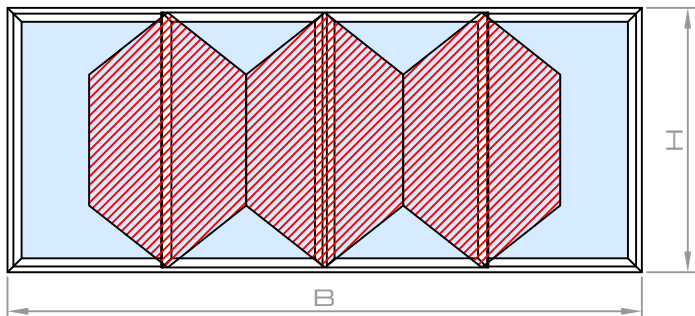
P-25-A201
 Sterkteberekening in functie van "C"-waard
 Calcul statique en fonction du valeur "C"
 Static calculation according to "C" value

A-BH-100
 = Max. 300kg

A-BH-100 + A-BH-101
 = Max. 400kg

$F_{max} = H/225 < 12\text{mm}$



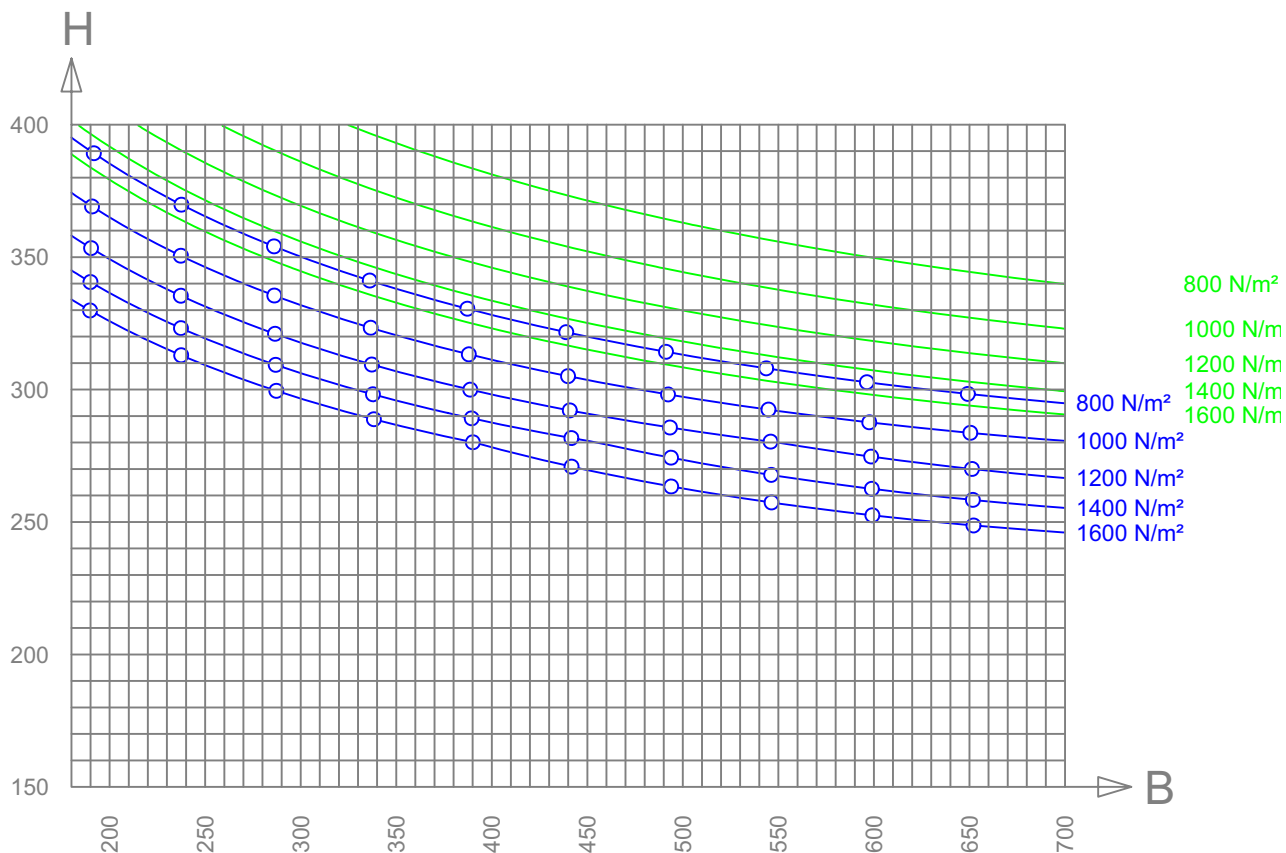
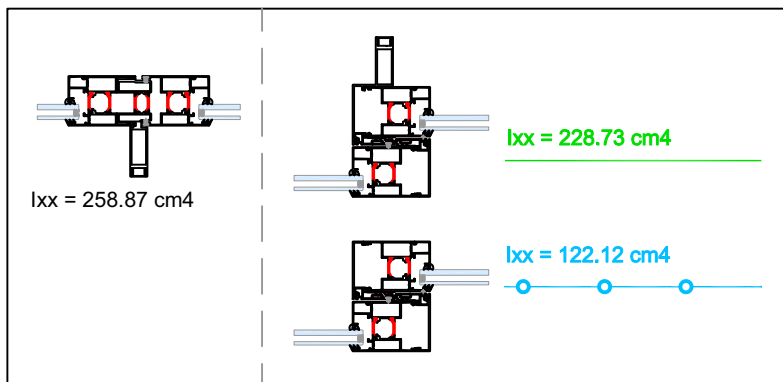


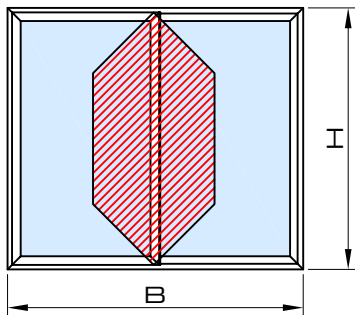
Sterkteberekening in functie van "C"-waard
 Calcul statique en fonction du valeur "C"
 Static calculation according to "C" value

A-BH-100
 = Max. 300kg

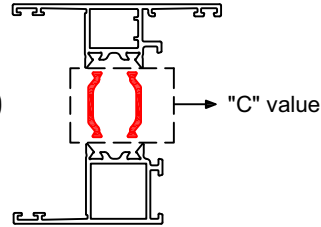
A-BH-100 + A-BH-101
 = Max. 400kg

$F_{max} = H/225 < 12\text{mm}$

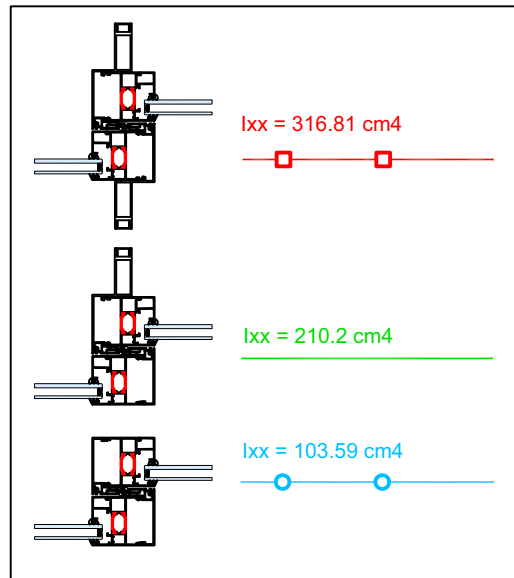




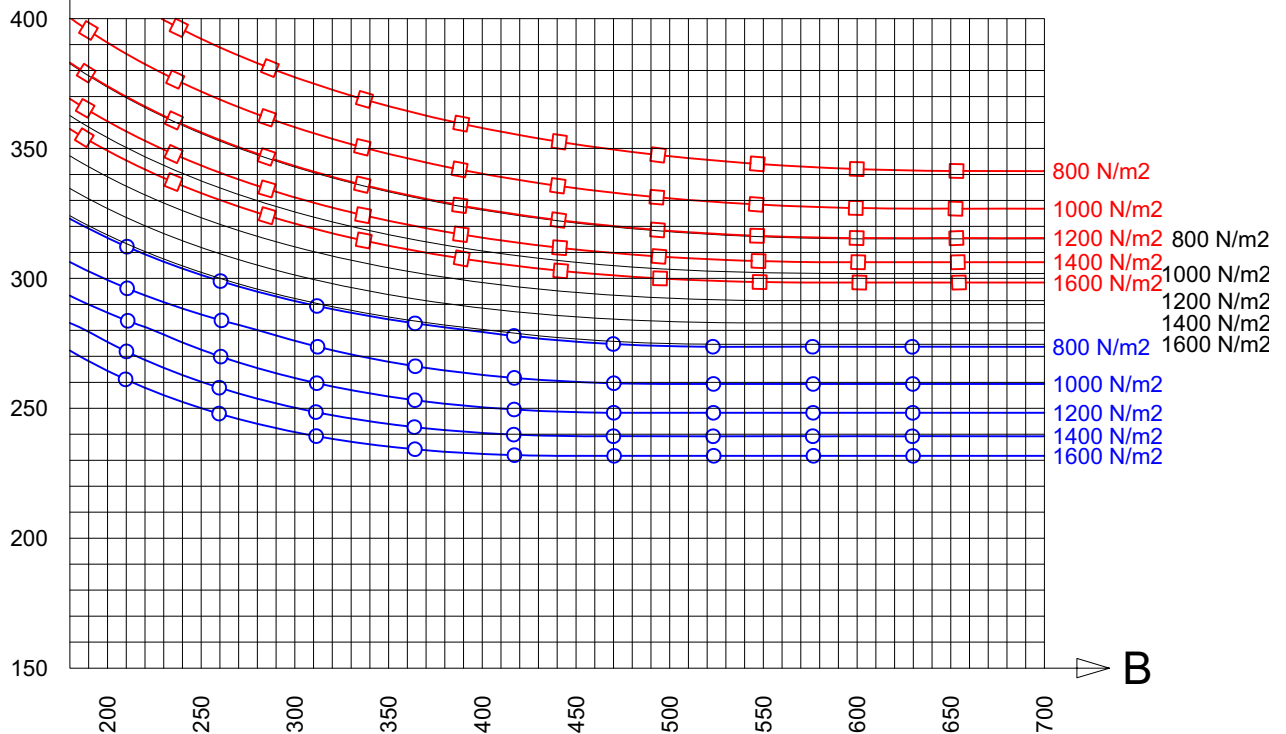
P-25-A200

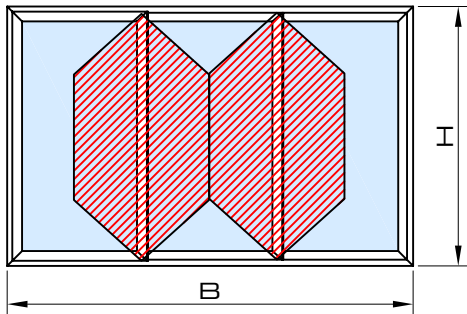


Sterkteberekening in functie van "C"-waarde
Calcul statique en fonction du valeur "C"
Static calculation according to "C" value

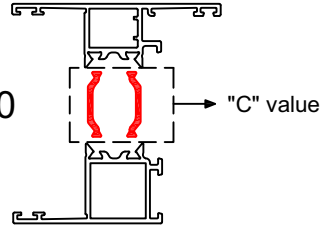


H $F_{max} = H/225$
max. = 12 mm

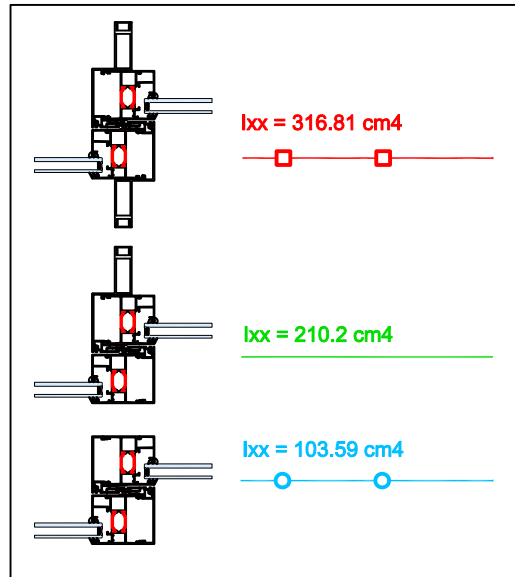




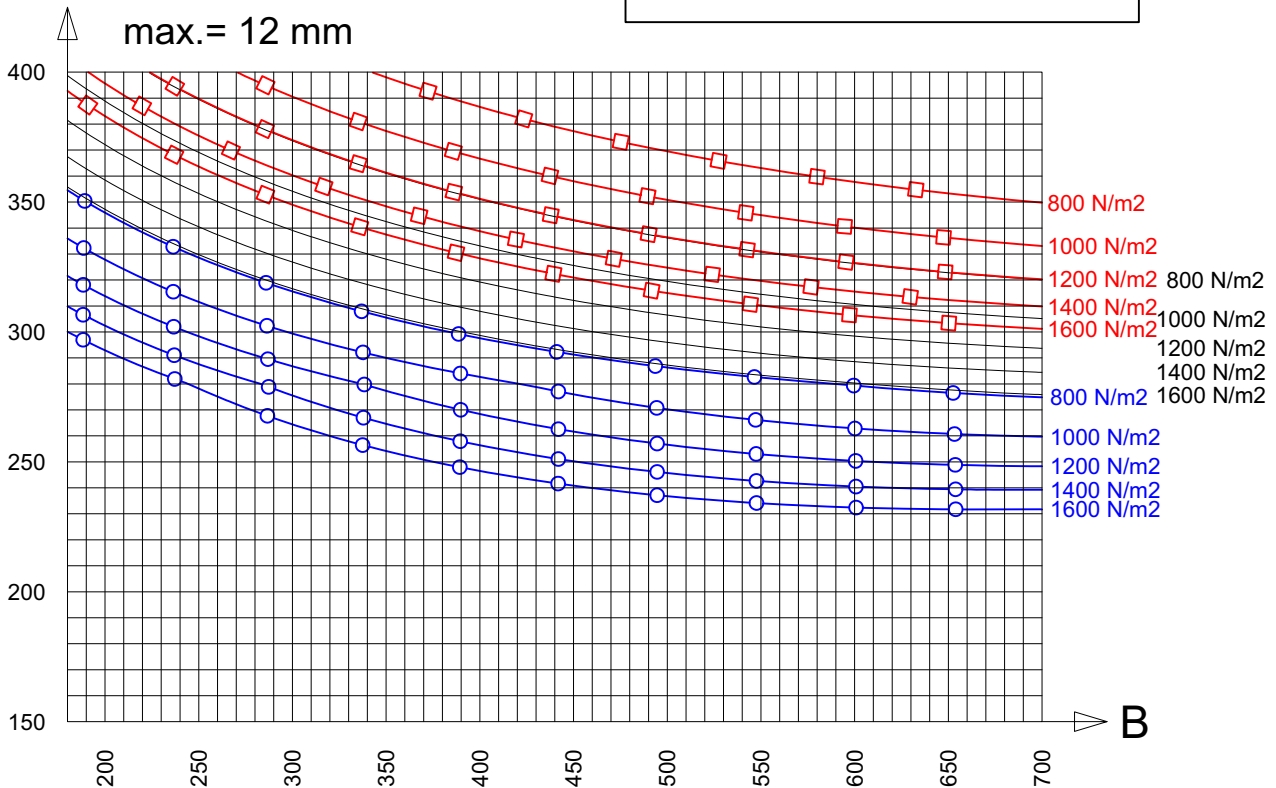
P-25-A200

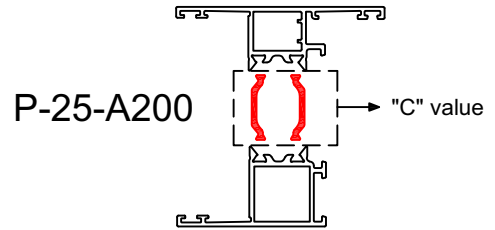
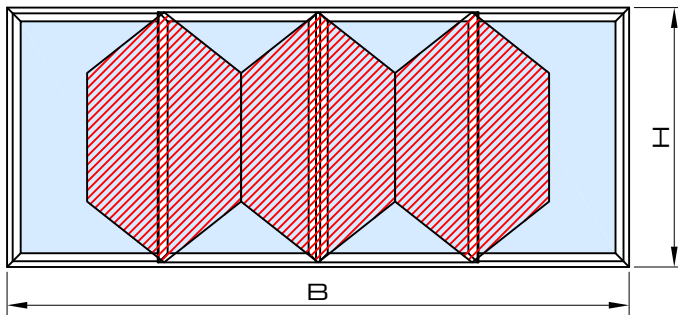


Sterkteberekening in functie van "C"-waarde
Calcul statique en fonction du valeur "C"
Static calculation according to "C" value



H $F_{max} = H/225$
max. = 12 mm

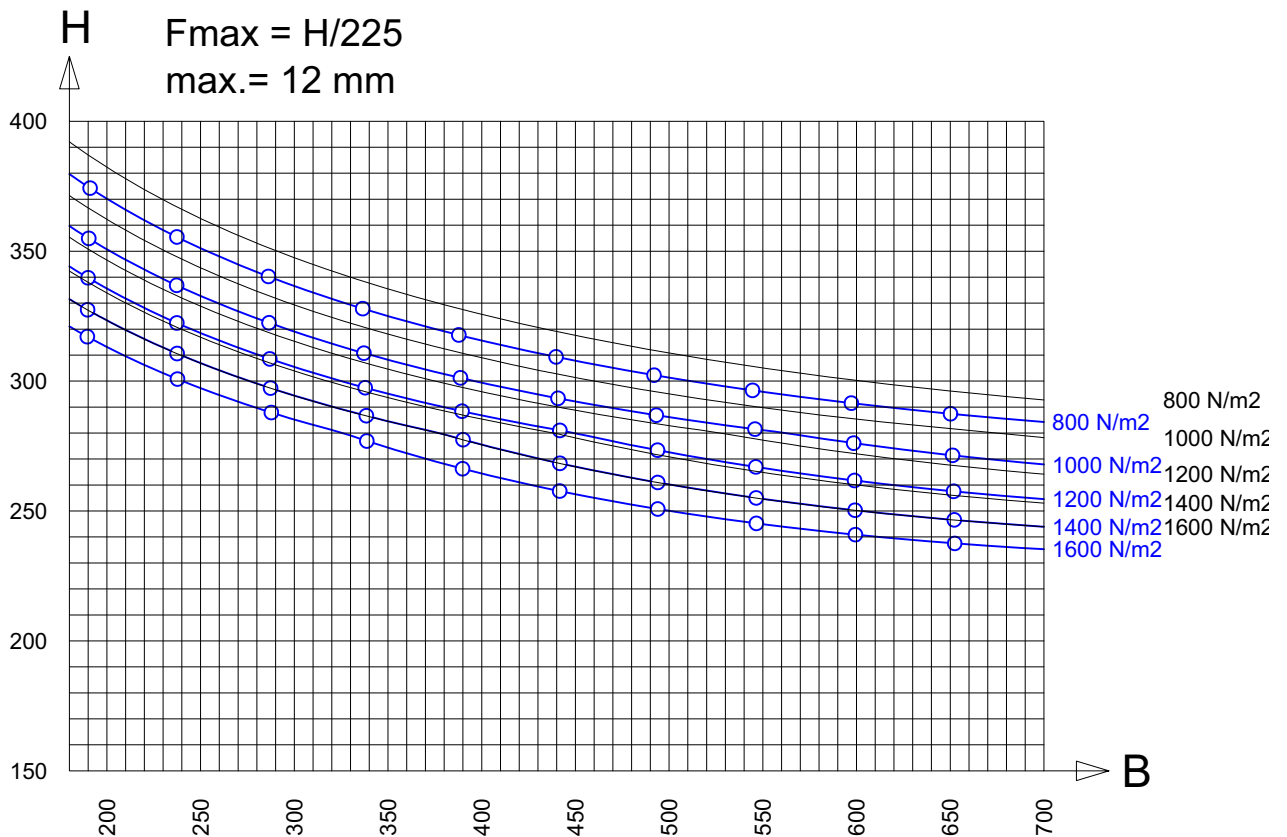
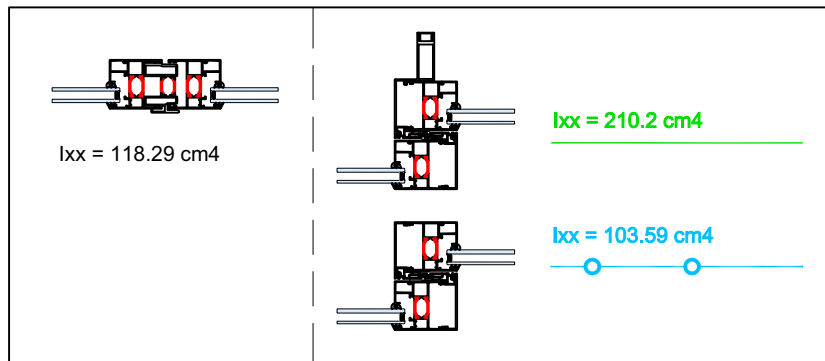


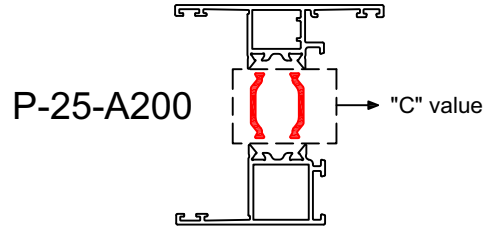
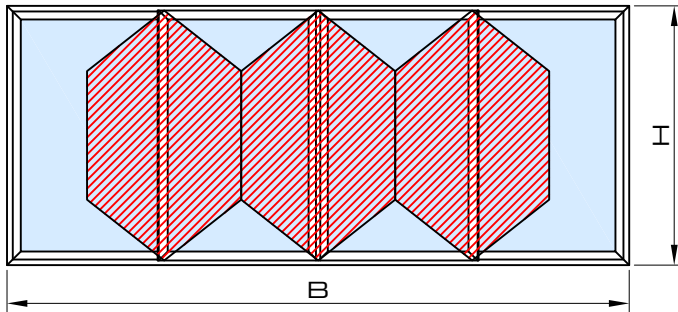


P-25-A200
Sterkteberekening in functie van "C"-waarde
Calcul statique en fonction du valeur "C"
Static calculation according to "C" value

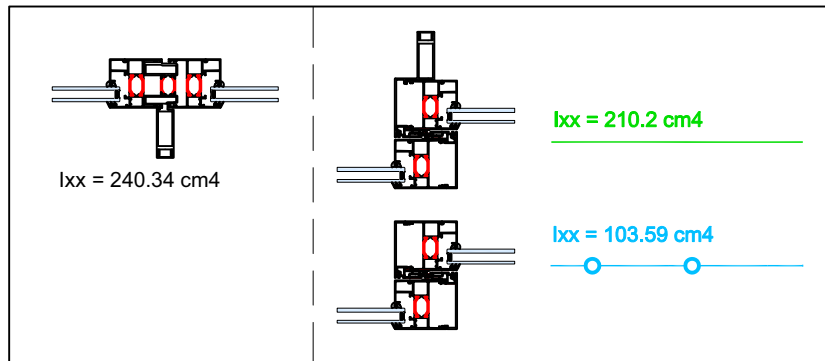
 Max. 200kg

 Max. 400kg

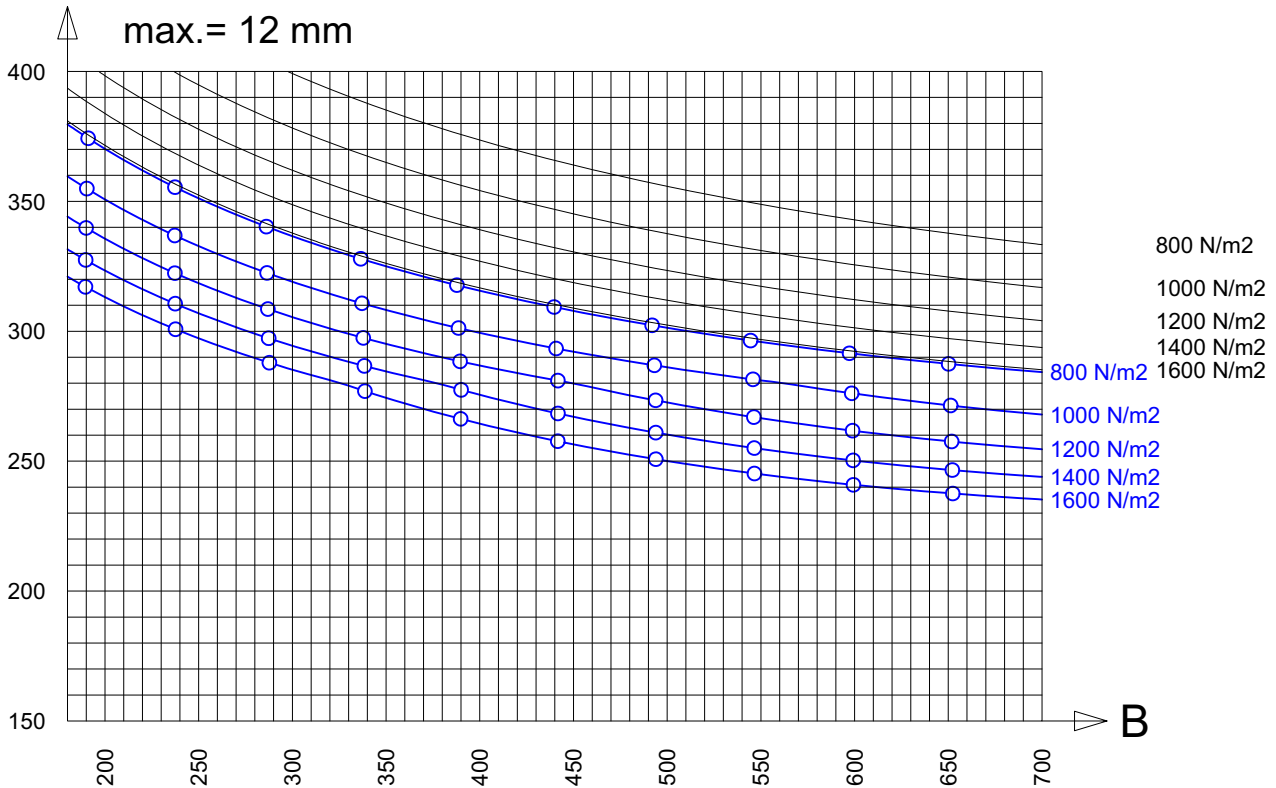


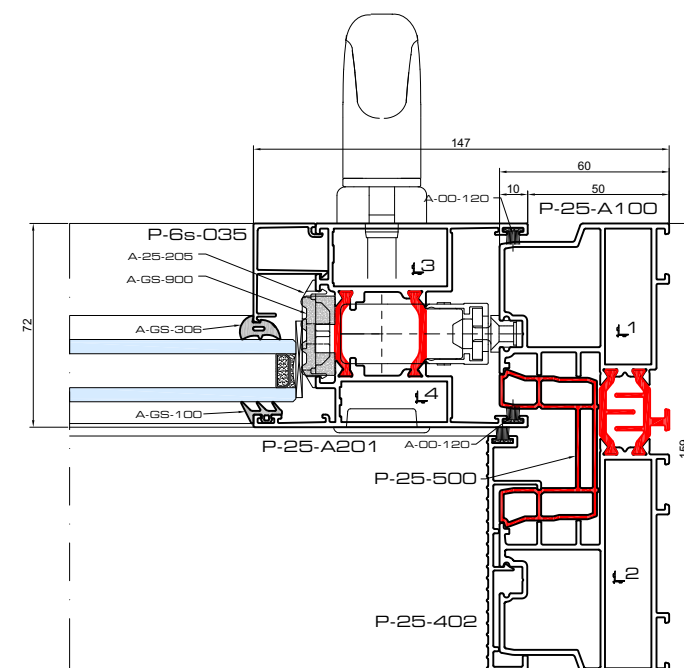
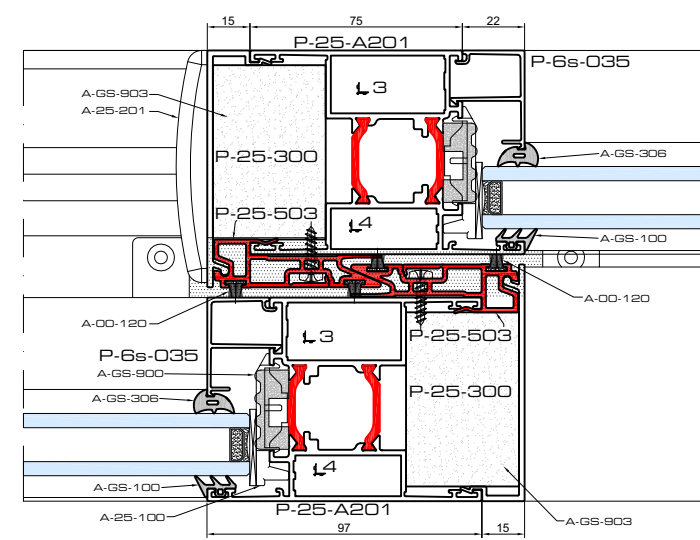
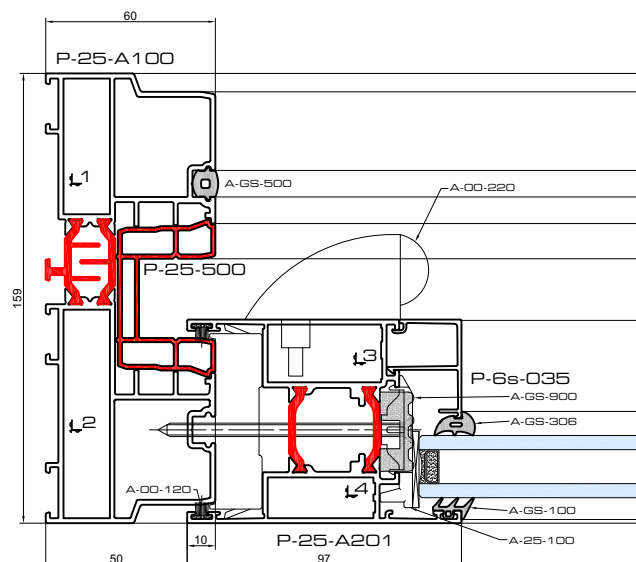
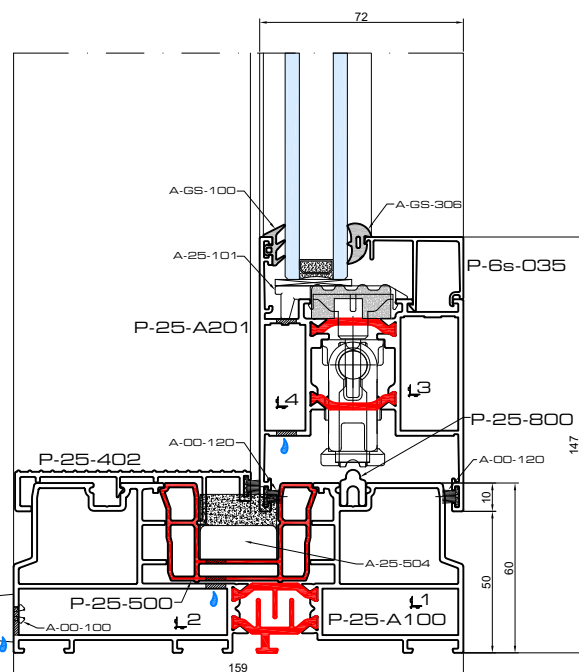
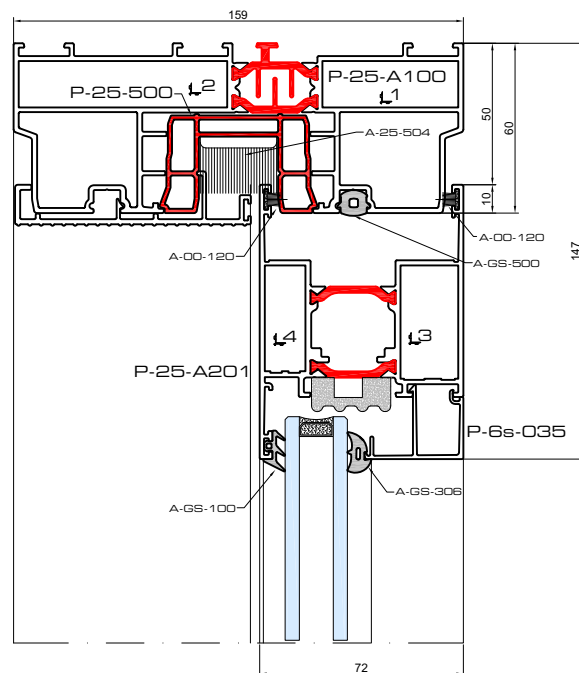


Sterkteberekening in functie van "C"-waarde
 Calcul statique en fonction du valeur "C"
 Static calculation according to "C" value



H $F_{max} = H/225$
 max. = 12 mm





		B	#	H	#
P-25-A100		B	2	H	2
P-25-A201		B/2 - 9	4	H - 100	4
P-25-300		-	-	H - 100	2
P-25-402		B/2 - 101.5	2	-	-
		-	-	H - 90.5	1
P-25-500		B - 50	2	H - 50	2
P-25-503		-	-	H - 100	2
P-25-800		B - 104	1	-	-
P-6s-015		B/2 - 159	4	H - 294	4

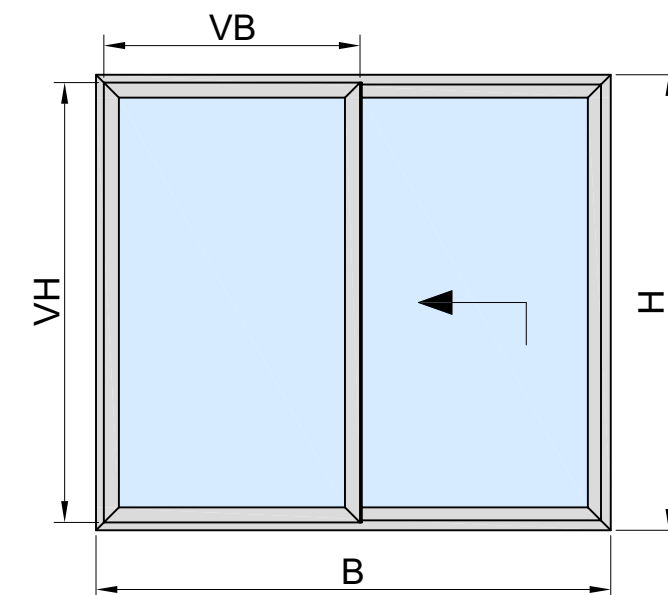
	max 900
A-00-100	24
A-00-220	1
A-25-100	10
A-25-101	2
A-25-201	1
A-25-205	10
A-25-400	6
A-25-504	1

	LP	LS	#
1	A-PH-1648	A-SH-1648	4
2	A-PH-1673	A-SH-1673	4
3	A-PH-4020	A-SH-4020	8
4	A-PH-3714	A-SH-3714	8

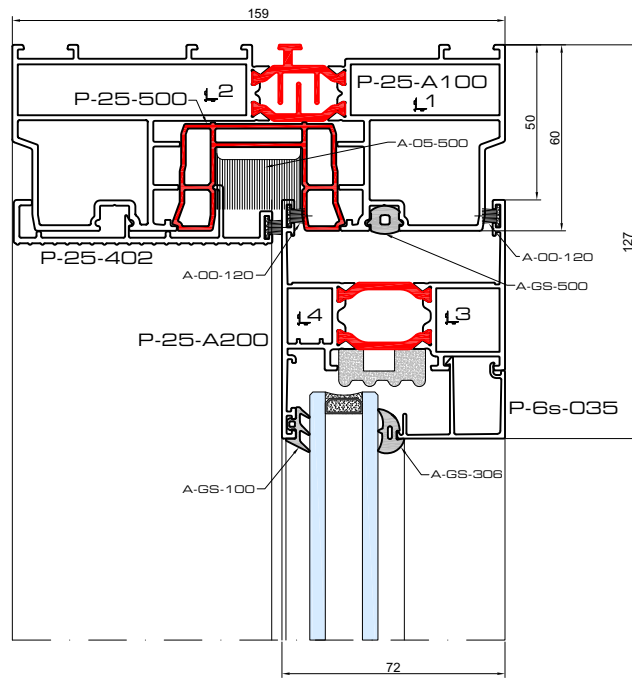
A-GS-100	2B + 4H
A-GS-306	2B + 4H
A-GS-500	1B + 1H
A-GS-900	2B + 4H
A-GS-903	2H - 150
A-00-120	5B + 8H

	B	H
	B/2 - 173	H - 264

		#
A-BH-018	VH 1200-1800	1
A-BH-021	VH 1801-2100	1
A-BH-024	VH 2101-2400	1
A-BH-027	VH 2401-2700	1
A-BH-036		4
A-BH-100		1
A-BH-102		1
A-BH-203		1
A-BH-215	VB 720-1500	1
A-BH-220	VB 1501-2000	1
A-BH-225	VB 2001-2500	1
A-BH-232	VB 2501-3235	1
A-BH-300		1
A-BH-305		1
A-BH-311		1



2_vleugelig_hef-schuifraam_vas

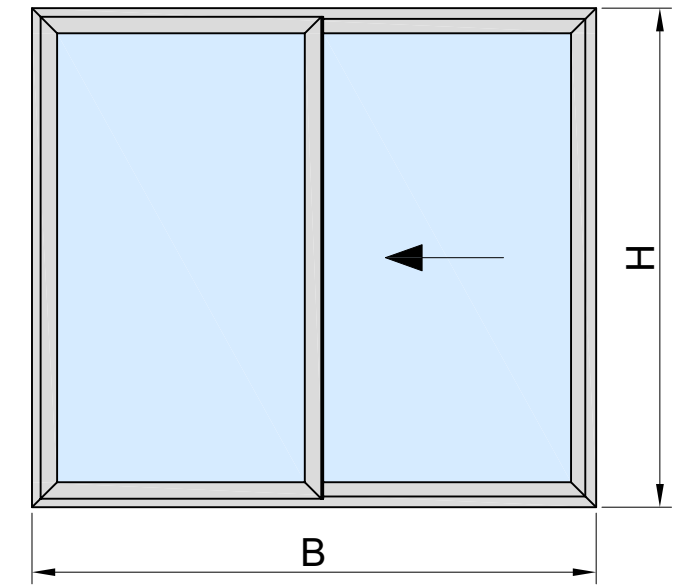


		B	#	H	#
P-25-A100		B	2	H	2
P-25-A200		B/2 - 9	4	H - 100	4
P-25-300		-	-	H - 100	2
P-25-402		B - 91.5	2	-	-
		-	-	H - 90.5	1
P-25-500		B - 50	2	H - 50	2
P-25-502		-	-	H - 100	2
P-05-800		B - 104	1	-	-
P-6s-015		B/2 - 129	4	H - 254	4

	max. 900
A-00-100	
A-00-105	24
A-00-220	1
A-00-M4040	13
A-00-V4870	12
A-25-100	8
A-25-110	1
A-25-200	1
A-25-206	13
A-25-400	6
A-05-500	1

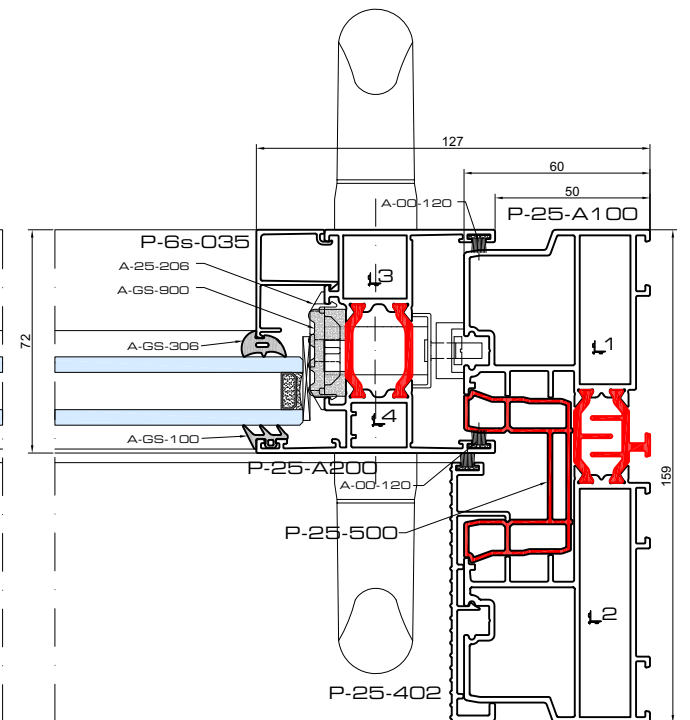
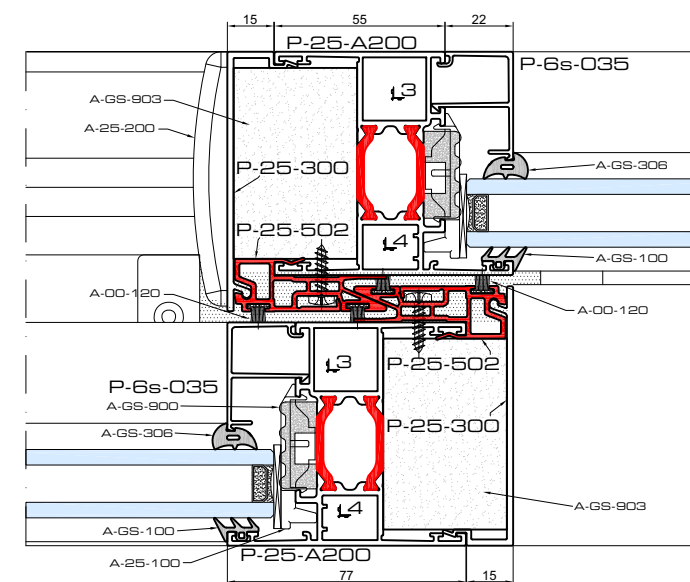
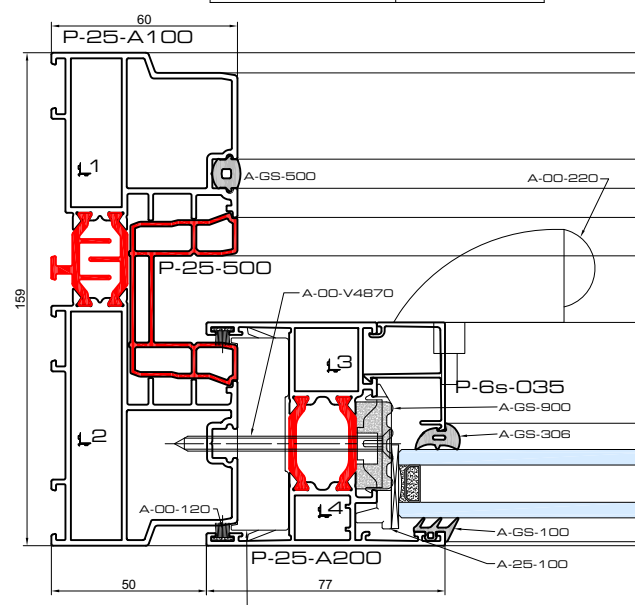
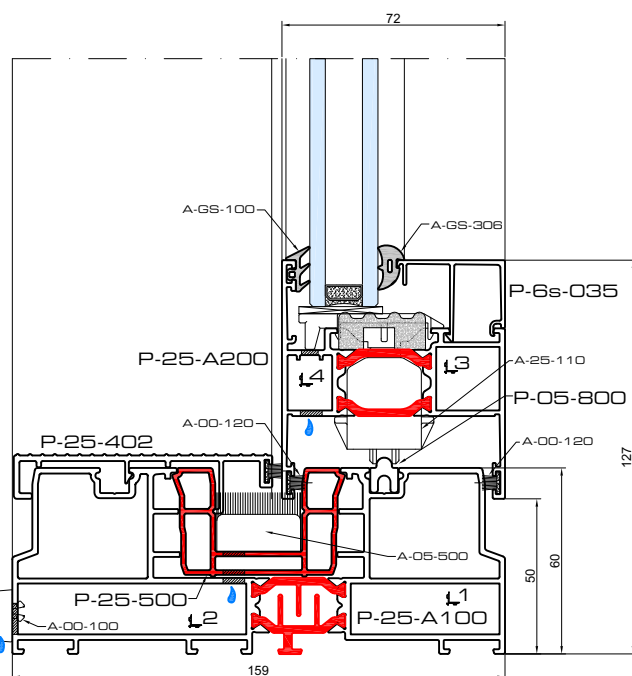
	LP	LS	#
1	A-PH-1648	A-SH-1648	4
2	A-PH-1673	A-SH-1673	4
3	A-PH-2020	A-SH-2020	8
4	A-PH-1614	A-SH-1614	8

	#
A-BS-200	1
A-BS-206	1
A-BS-207	4
A-BS-213	1
A-BS-215	1

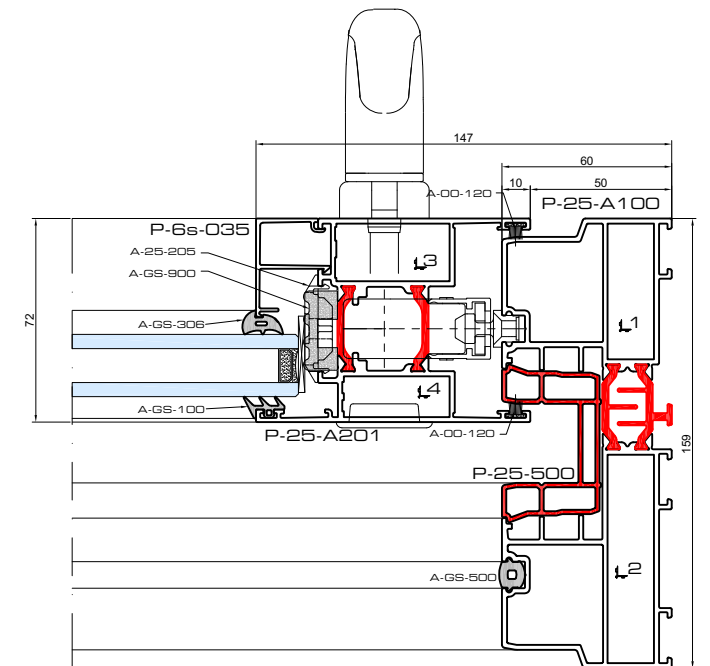
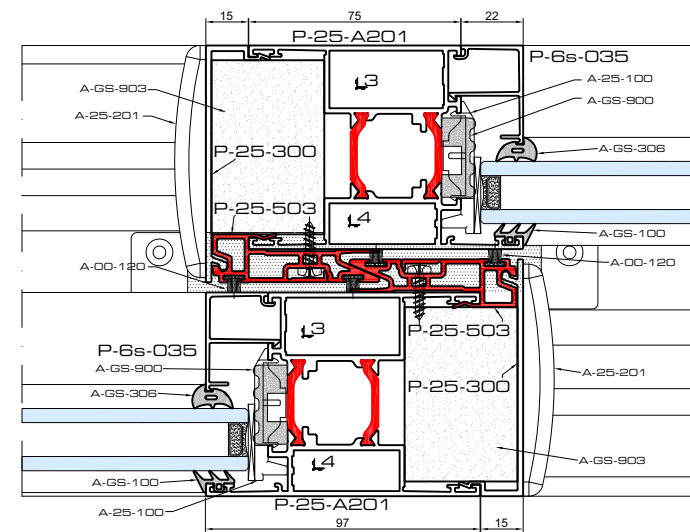
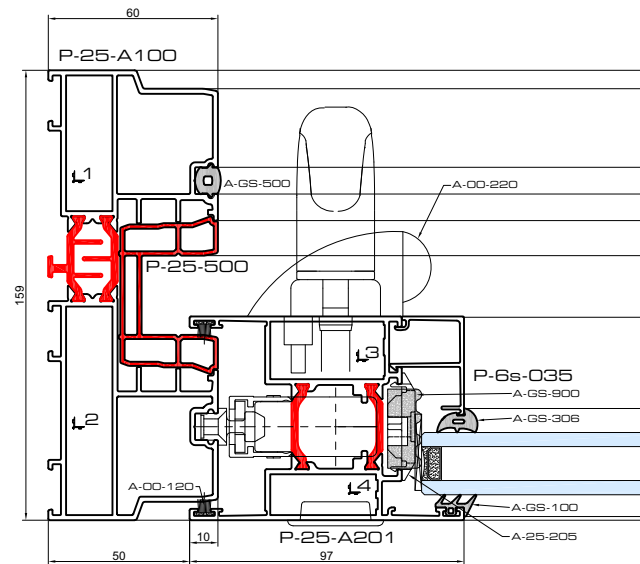
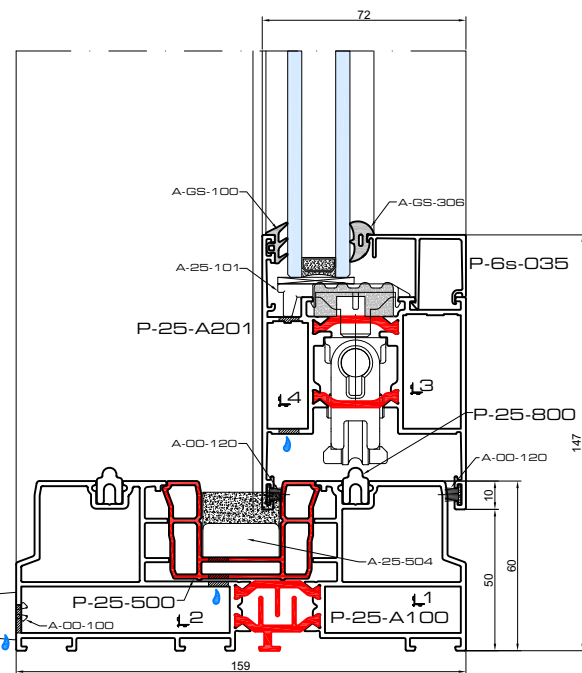
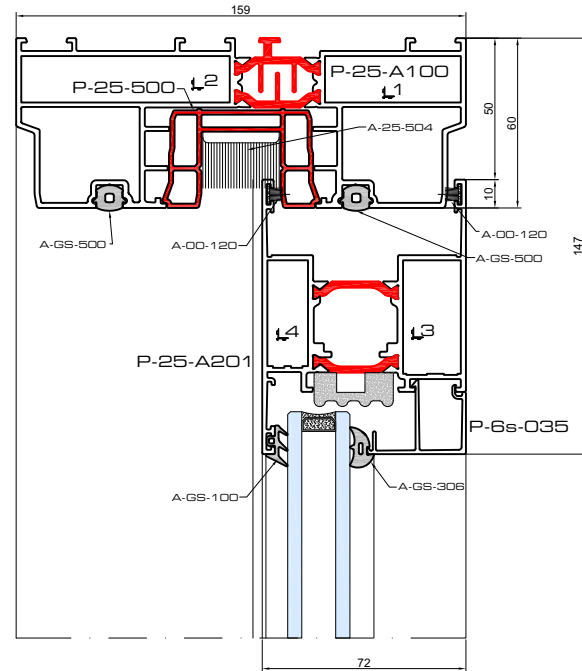


A-GS-100	2B + 4H
A-GS-306	2B + 4H
A-GS-500	1H + 1B
A-GS-900	4H + 2B
A-GS-903	2H - 150
A-00-120	6B + 9H

	B	H
	B/2 - 143	H - 224



2_vleugelig_schuifraam_vast



		B	#	H	#
P-25-A100		B	2	H	2
P-25-A201		B/2 - 9	4	H - 100	4
P-25-300		-	-	H - 100	2
P-25-500		B - 50	2	H - 50	2
P-25-503		-	-	H - 100	2
P-25-800		B - 104	2	-	-
P-6s-015		B/2 - 159	4	H - 294	4

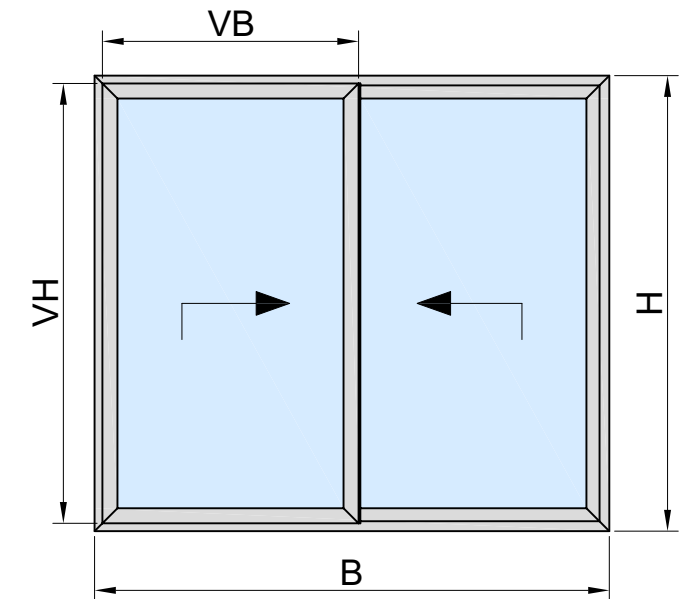
A-00-100	max. 900
A-00-105	24
A-00-220	1
A-25-100	6
A-25-101	4
A-25-201	2
A-25-205	20
A-25-504	1

	P	S	#
1	A-PH-1648	A-SH-1648	4
2	A-PH-1673	A-SH-1673	4
3	A-PH-4020	A-SH-4020	8
4	A-PH-3714	A-SH-3714	8

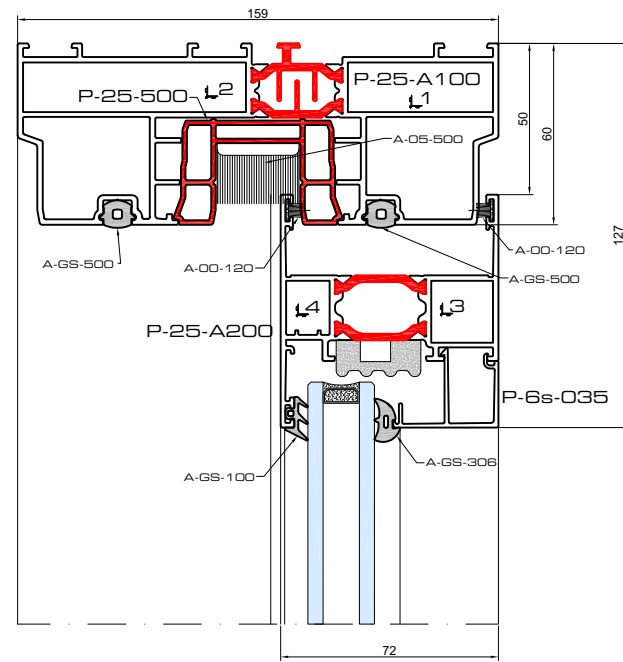
A-GS-100	2B + 4H
A-GS-306	2B + 4H
A-GS-500	2H + 2B
A-GS-900	4H + 2B
A-GS-903	2H - 150
A-00-120	4B + 8H

	B	H
	B/2 - 173	H - 264

	#
A-BH-018 VH 1200-1800	2
A-BH-021 VH 1801-2100	2
A-BH-024 VH 2101-2400	2
A-BH-027 VH 2401-2700	2
A-BH-036	8
A-BH-100	2
A-BH-102	2
A-BH-203	2
A-BH-215 VB 720-1500	2
A-BH-220 VB 1501-2000	2
A-BH-225 VB 2001-2500	2
A-BH-232 VB 2501-3235	2
A-BH-300	2
A-BH-305	2
A-BH-311	2



2_vleugelig_hef-schuifraam

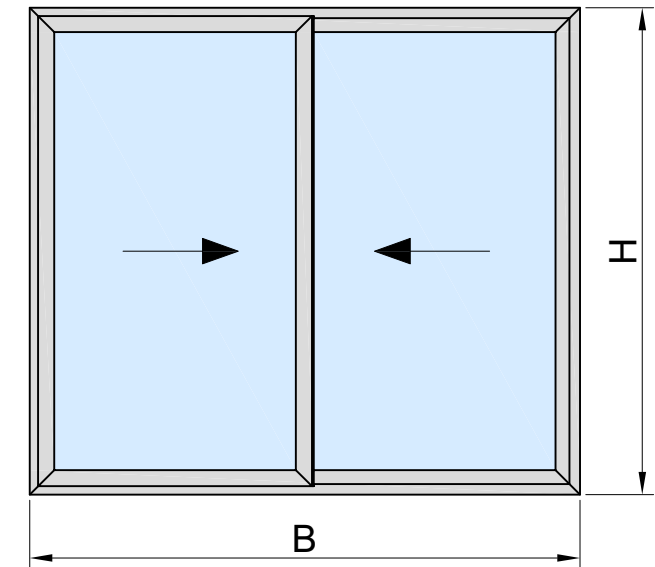


		B	#	H	#
P-25-A100		B	2	H	2
P-25-A200		B/2 - 9	4	H - 100	4
P-25-300		-	-	H - 100	2
P-25-500		B - 50	2	H - 50	2
P-25-502		-	-	H - 100	2
P-05-800		B - 104	2	-	-
P-6s-015		B/2 - 129	4	H - 254	4

A-00-100	max. 900
A-00-105	24
A-00-220	1
A-00-M4040	26
A-25-100	2
A-25-110	2
A-25-200	2
A-25-206	26
A-25-500	1

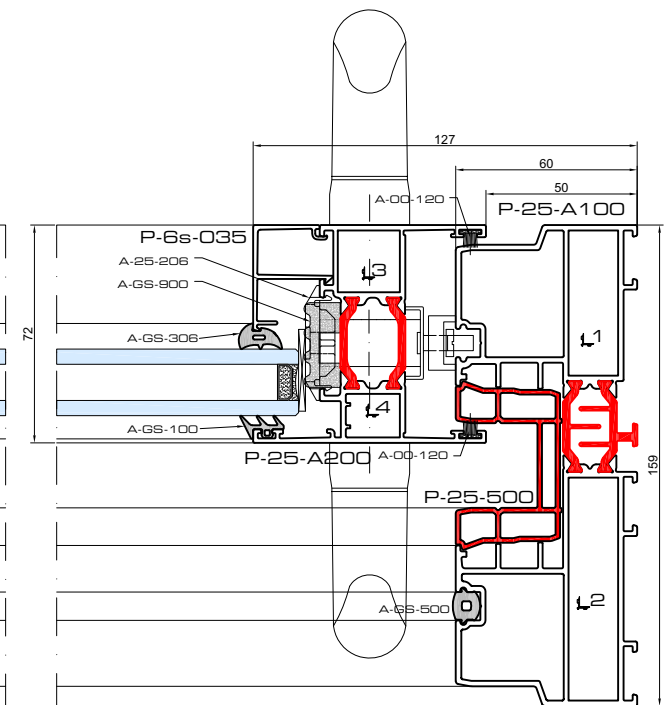
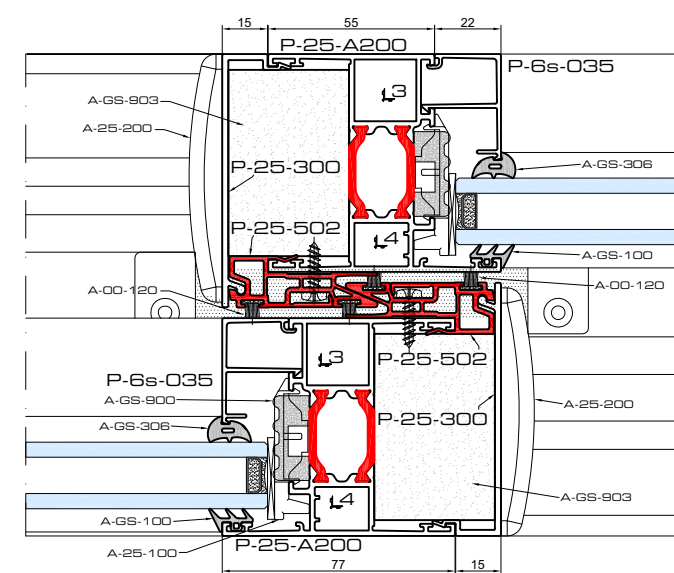
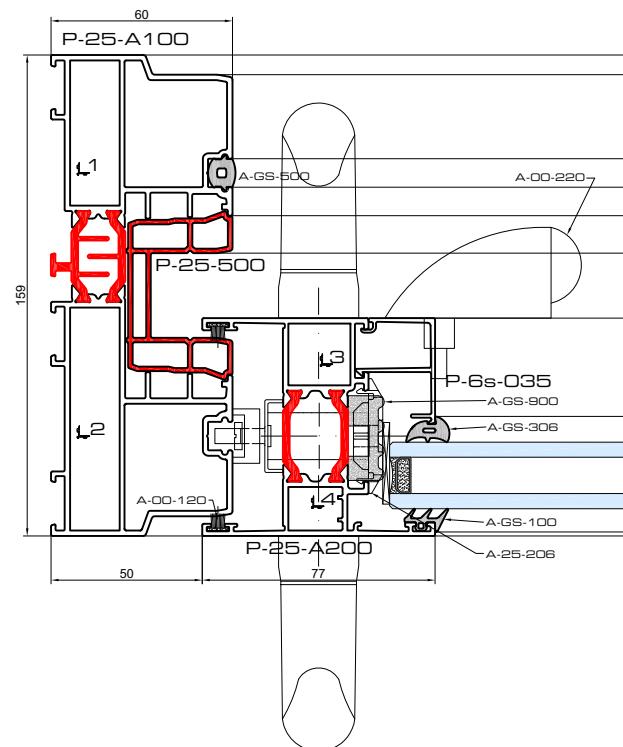
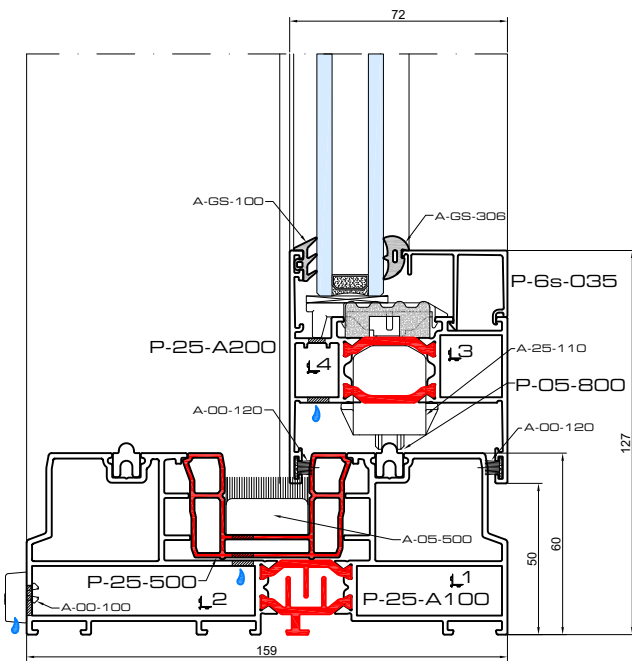
			#
1	A-PH-1648	A-SH-1648	4
2	A-PH-1673	A-SH-1673	4
3	A-PH-2020	A-SH-2020	8
4	A-PH-1614	A-SH-1614	8

	#
A-BS-200	2
A-BS-206	2
A-BS-207	8
A-BS-213	2
A-BS-215	2

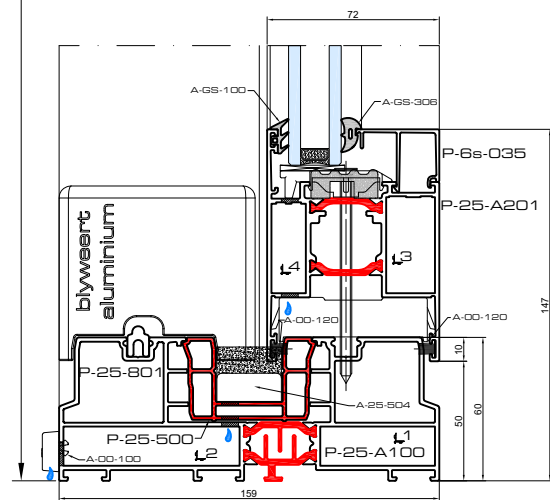
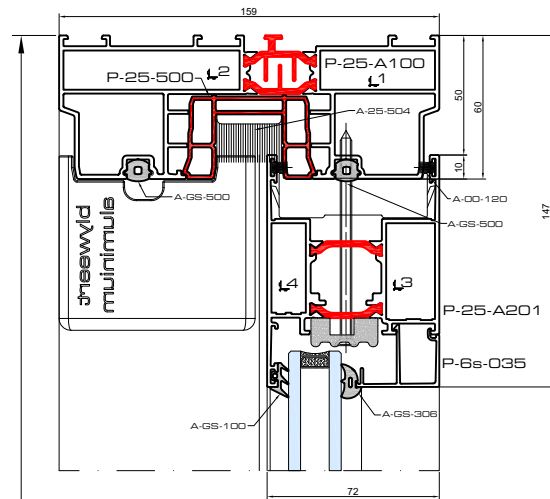


A-GS-100	2B + 4H
A-GS-306	2B + 4H
A-GS-500	2H + 2B
A-GS-900	4H + 2B
A-GS-903	2H - 150
A-00-120	4B + 8H

	B	H
	B/2 - 143	H - 224



2_vleugelig_schuifraam



		B	#	H	#
P-25-A100		B	2	H	2
P-25-A201		B/4 + 13.4	8	H - 100	8
P-25-300		-	-	H - 100	4
P-25-A451		-	-	H - 100	1
P-25-500		B - 50	2	H - 50	2
P-25-503		-	-	H - 100	4
P-25-800		B - 104	1	-	-
P-6s-015		B/4 - 136.6	4	H - 294	4

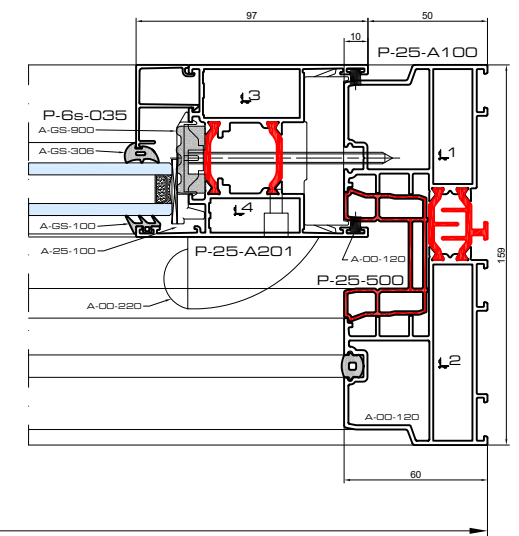
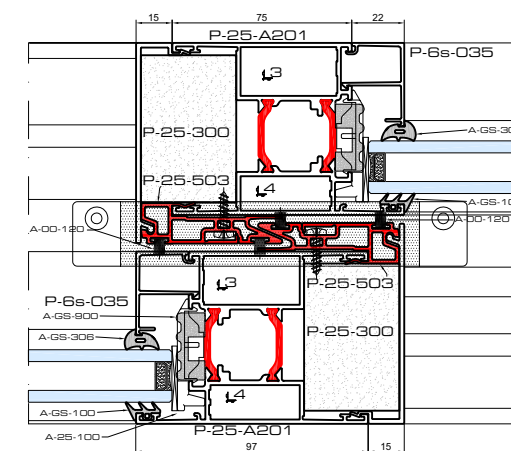
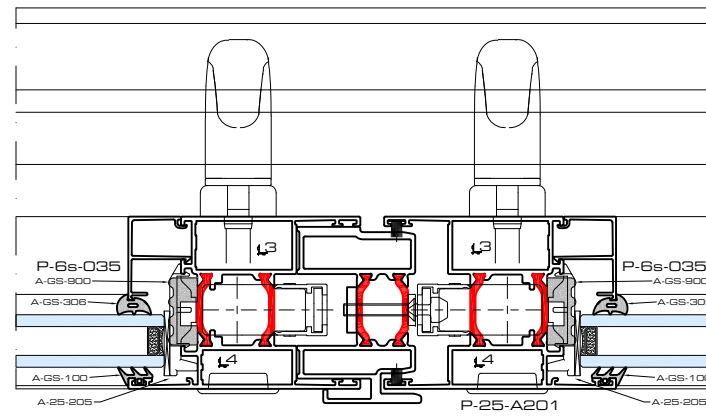
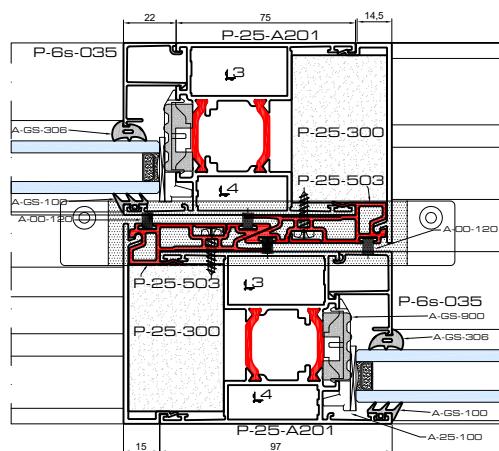
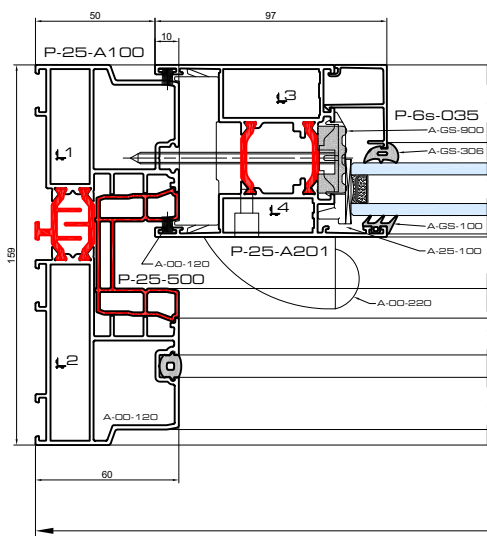
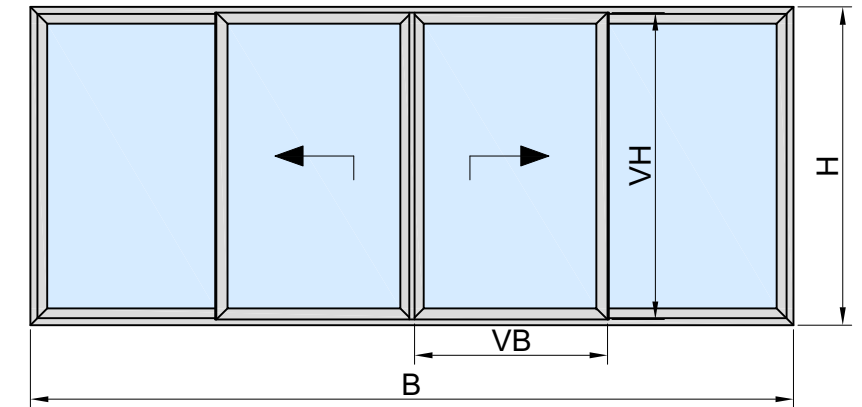
A-00-100		max. 500
A-00-105		48
A-00-220		2
A-25-100		18
A-25-101		4
A-25-201		2
A-25-205		20
A-25-400		12
A-25-504		2

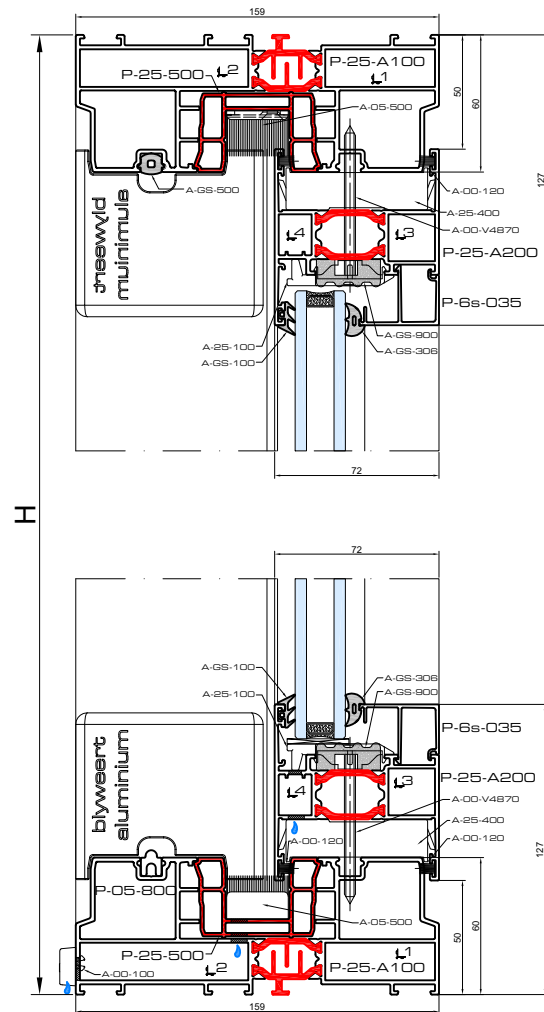
A-GS-100	8B + 4H
A-GS-306	8B + 4H
A-GS-500	1B + 2H
A-GS-900	4H + 2B
A-GS-903	4H - 480
A-00-120	4B + 10H

			#
1	A-PH-1648	A-SH-1648	4
2	A-PH-1673	A-SH-1673	4
3	A-PH-4020	A-SH-4020	8
4	A-PH-3714	A-SH-3714	8

	B	H
	B/4 - 150.6	H - 264

A-BH-018	VH 1200-1800	2
A-BH-021	VH 1801-2100	
A-BH-024	VH 2101-2400	
A-BH-027	VH 2401-2700	
A-BH-038		4
A-BH-040		1
A-BH-100		2
A-BH-102		2
A-BH-203		2
A-BH-215	VB 720-1500	2
A-BH-220	VB 1501-2000	
A-BH-225	VB 2001-2500	
A-BH-232	VB 2501-3235	
A-BH-300		2
A-BH-305		2
A-BH-311		2





		B	#	H	#
P-25-A100		B	2	H	2
P-25-A200		B/4 + 3.4	8	H - 100	8
P-25-300		-	-	H - 100	4
P-25-A451		-	-	H - 100	1
P-25-500		B - 50	2	H - 50	2
P-25-502		-	-	H - 100	4
P-05-800		B - 104	1	-	-
P-6s-015		B/4 - 106.6	4	H - 254	4

A-00-100		max. 500
A-00-105		48
A-00-220		2
A-00-M4040		13
A-00-V4870		24
A-25-100		17
A-25-110		2
A-25-200		2
A-25-206		13
A-25-400		12
A-25-500		2

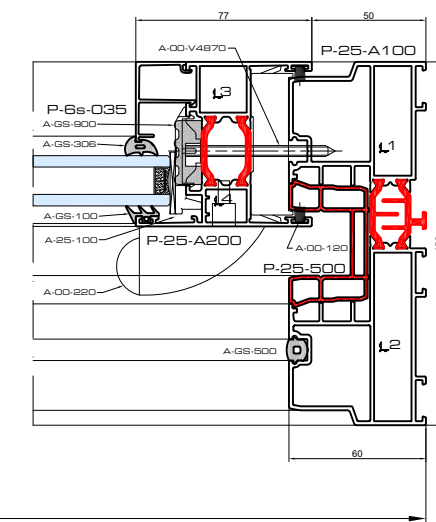
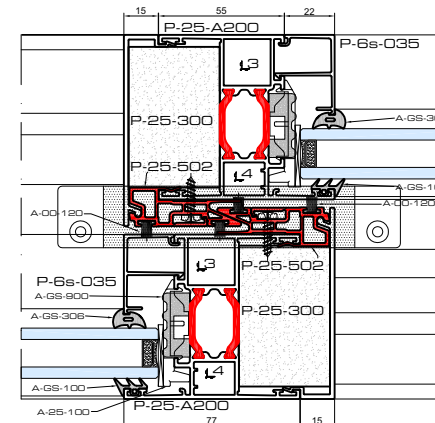
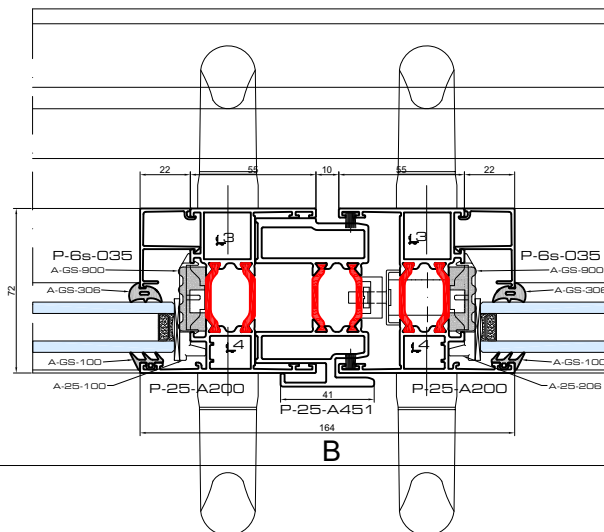
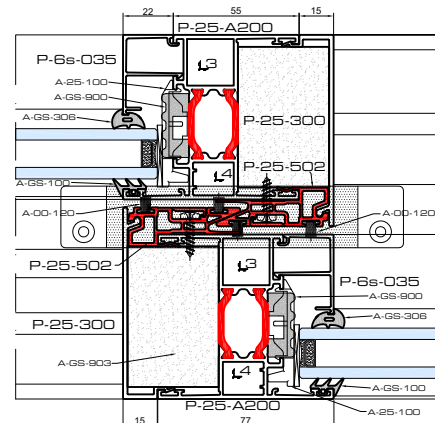
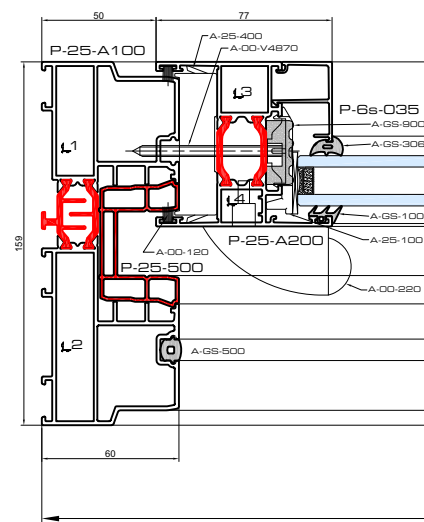
			#
1	A-PH-1648	A-SH-1648	4
2	A-PH-1673	A-SH-1673	4
3	A-PH-2020	A-SH-2020	8
4	A-PH-1614	A-SH-1614	8

	#
A-BS-200	1
A-BS-206	1
A-BS-207	4
A-BS-213	1
A-BS-214	1
A-BS-215	1
A-BS-217	1

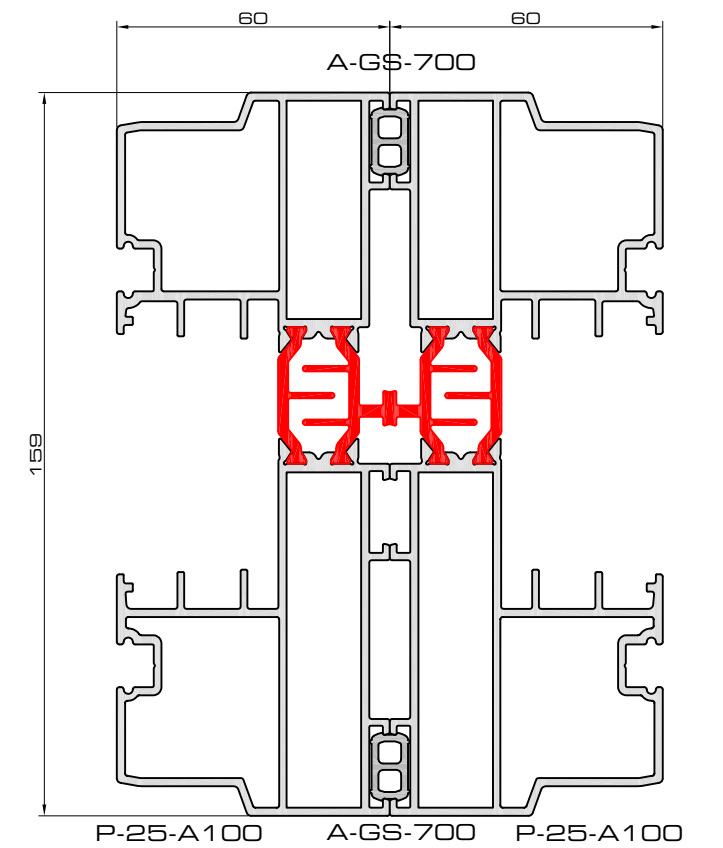
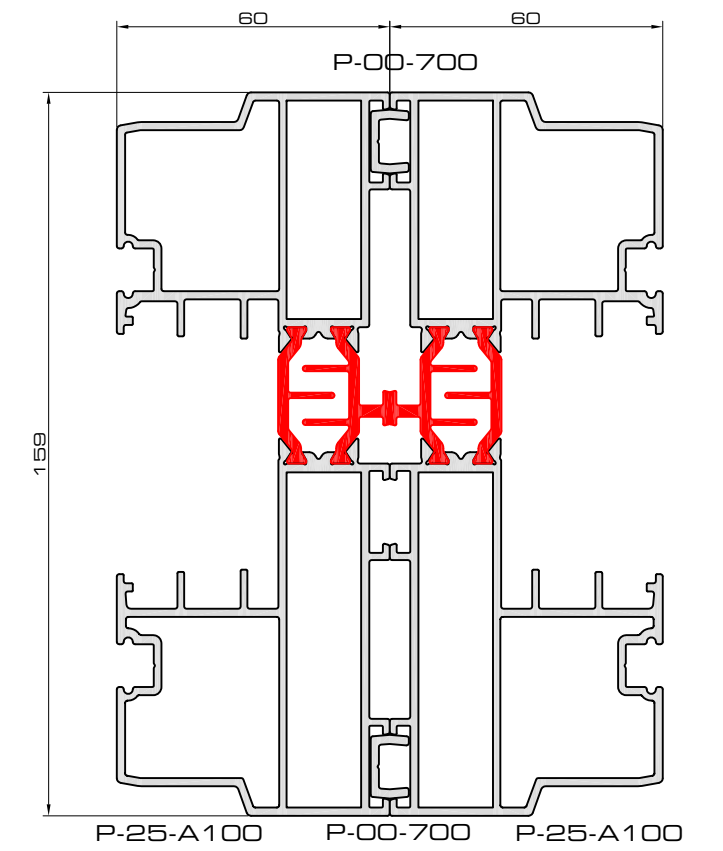
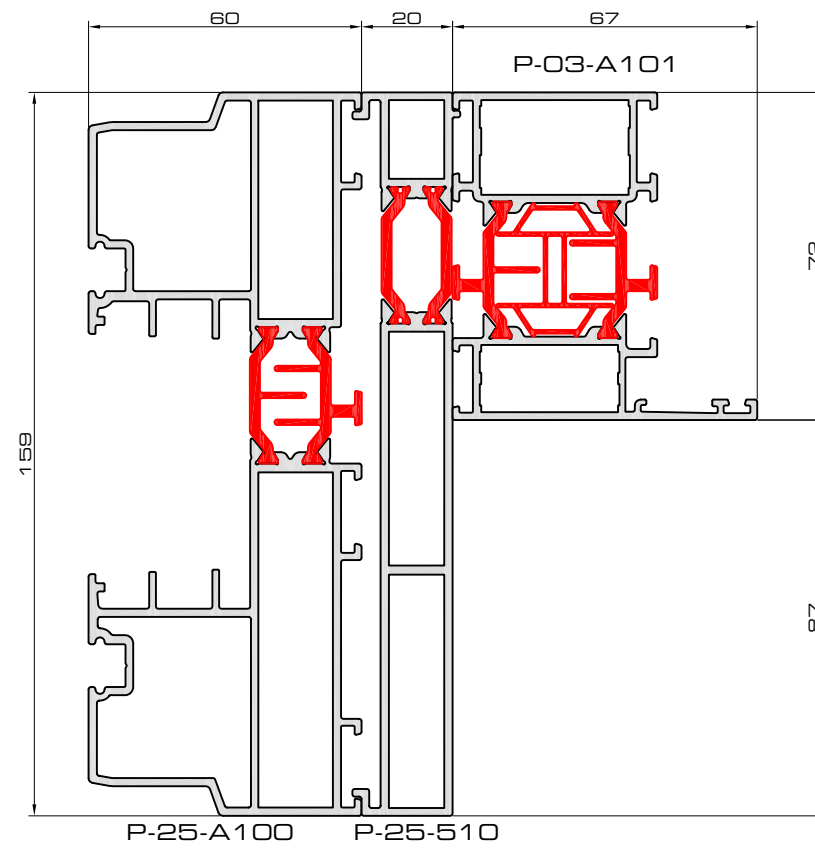
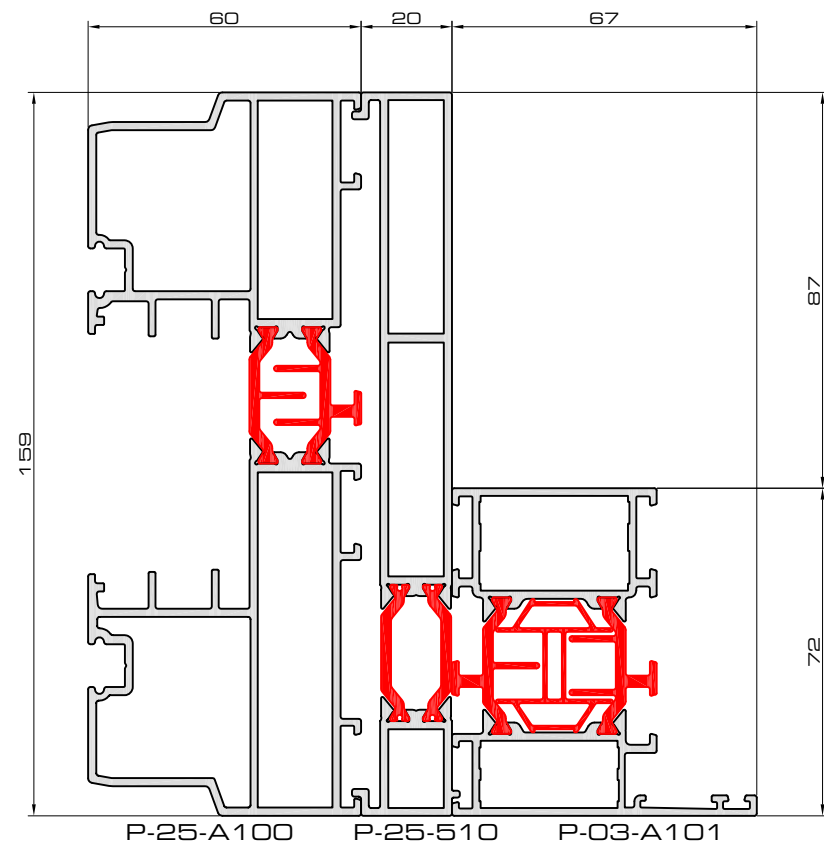


A-GS-100	8B + 4H
A-GS-306	8B + 4H
A-GS-500	1B + 2H
A-GS-900	4H + 2B
A-GS-903	4H - 480
A-00-120	4B + 8H

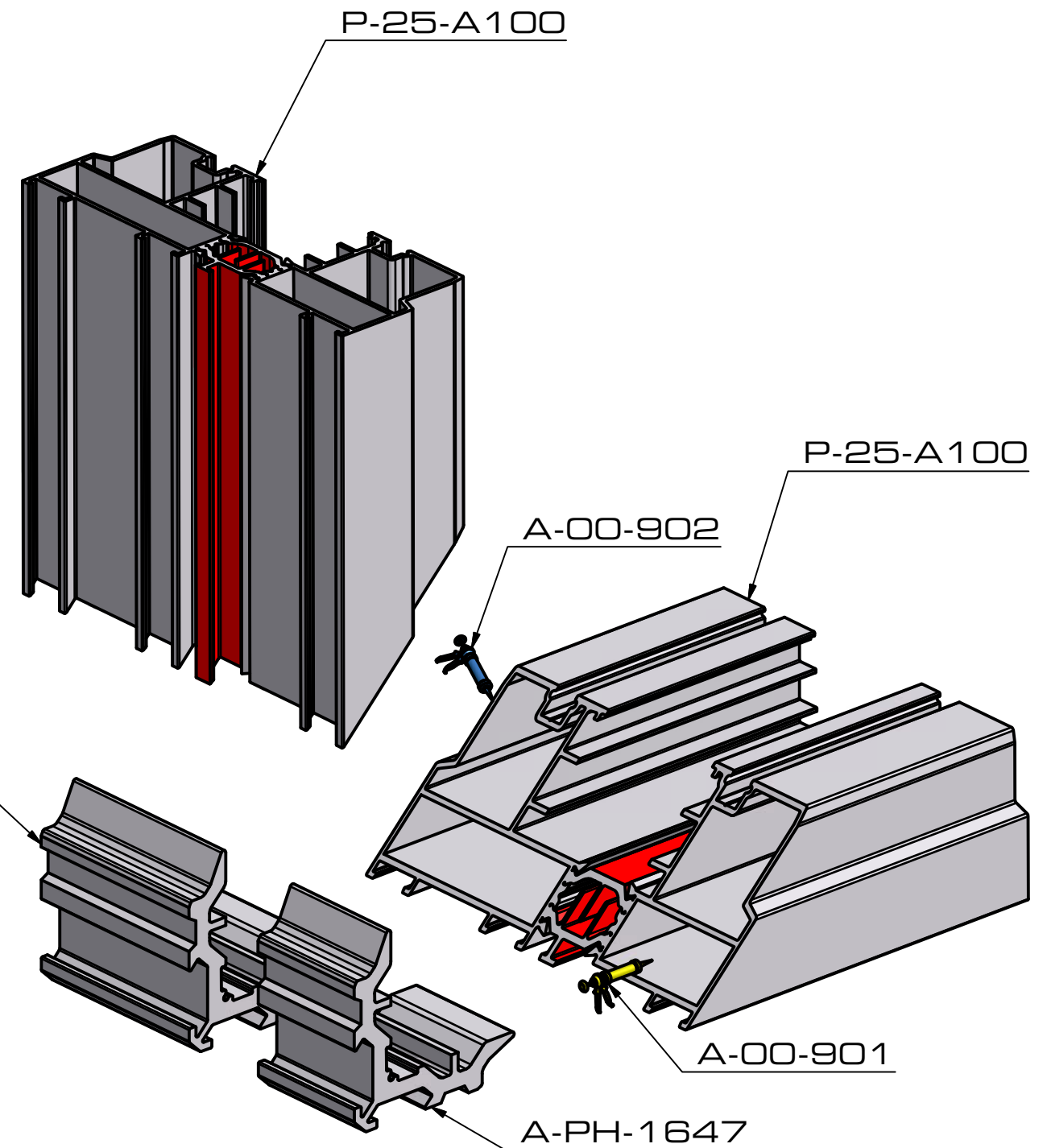
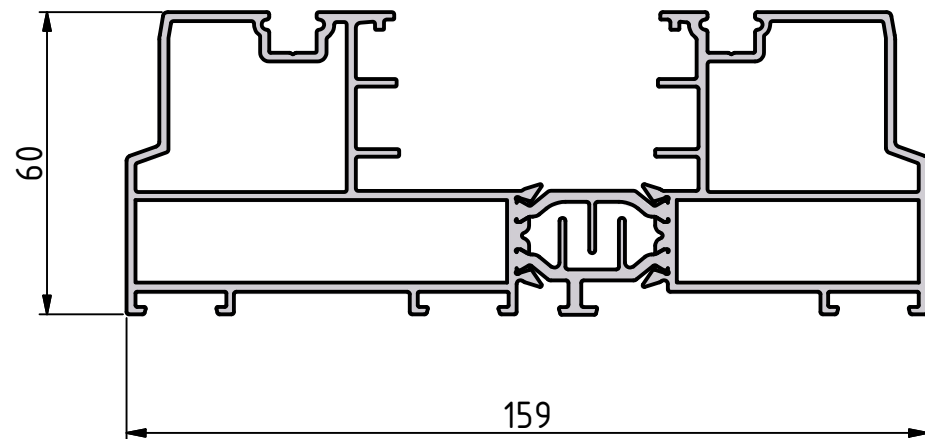
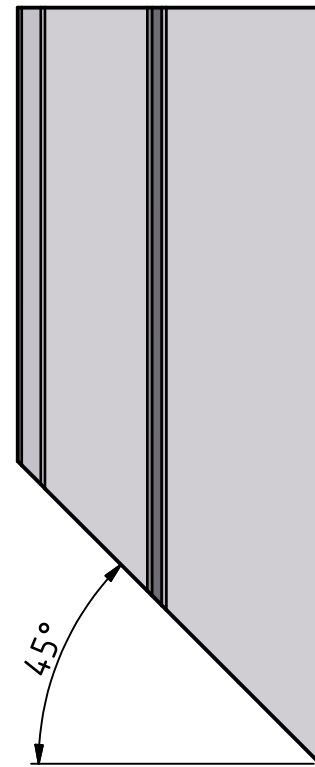
	B	H
	B/4 - 120.6	H - 224

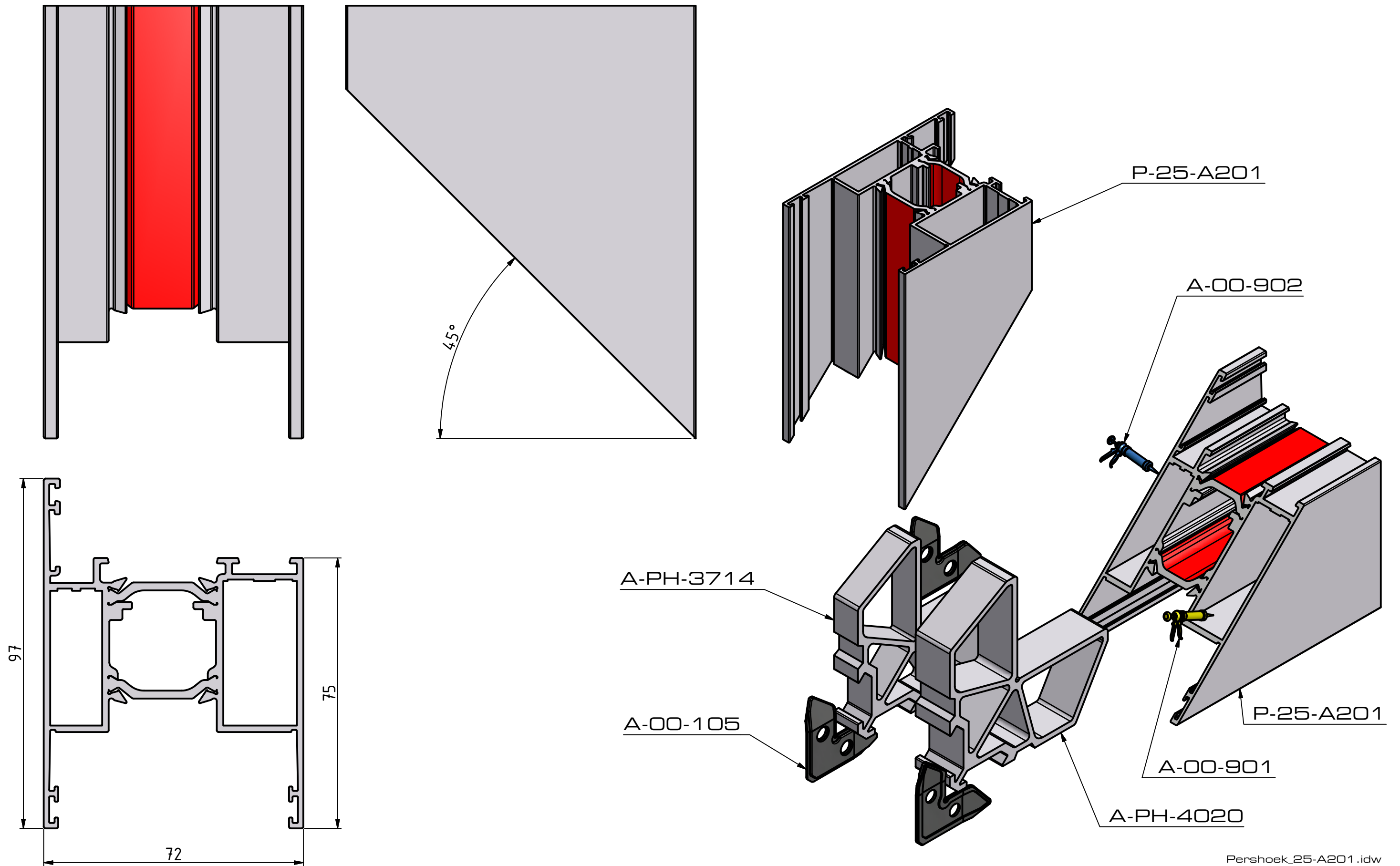


4 vleugelig schuifraam

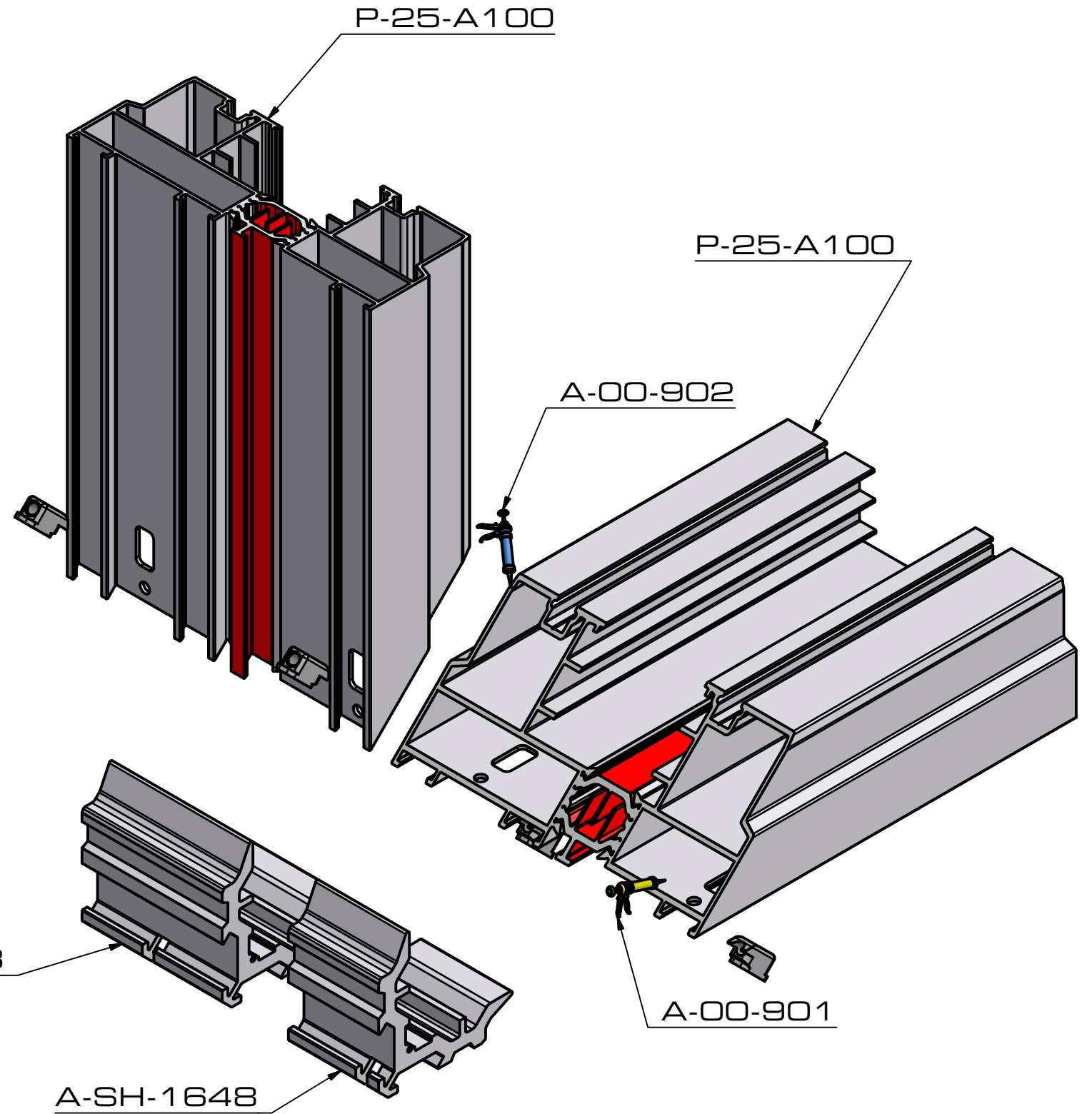
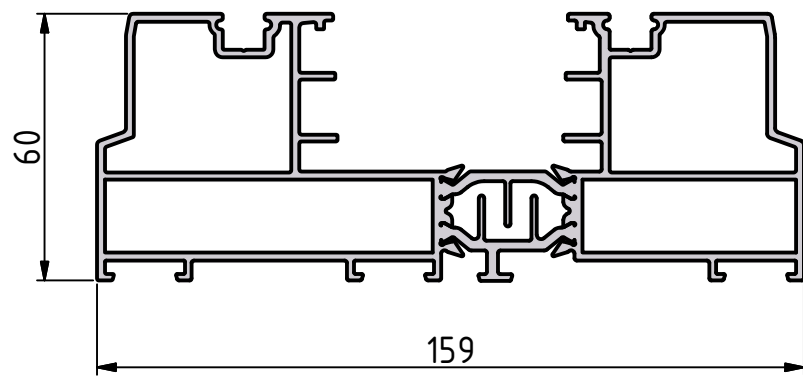
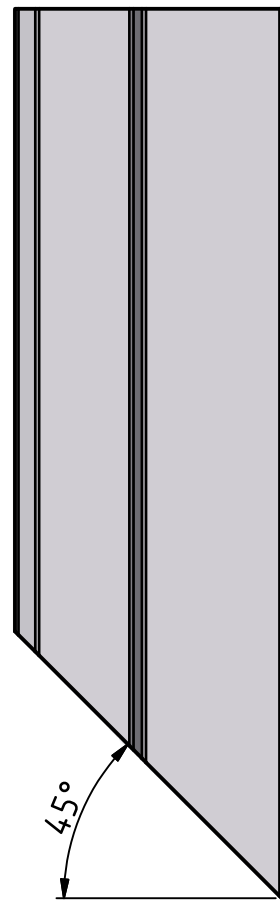
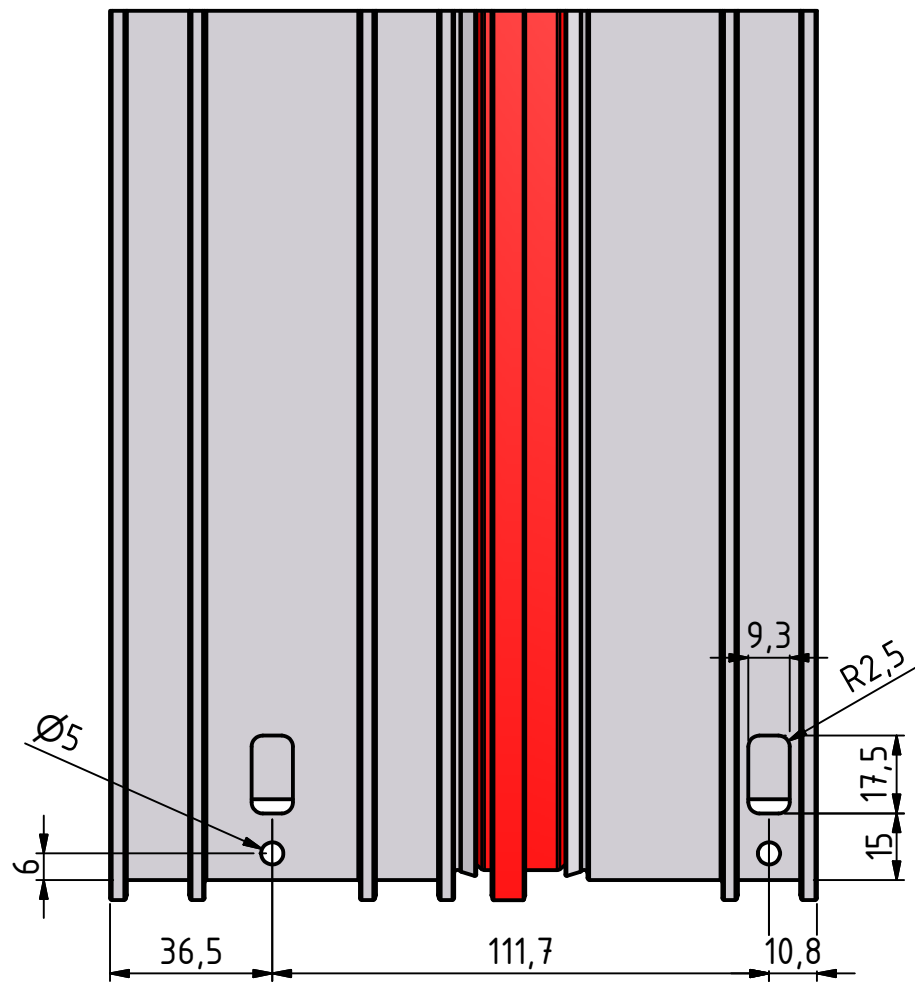


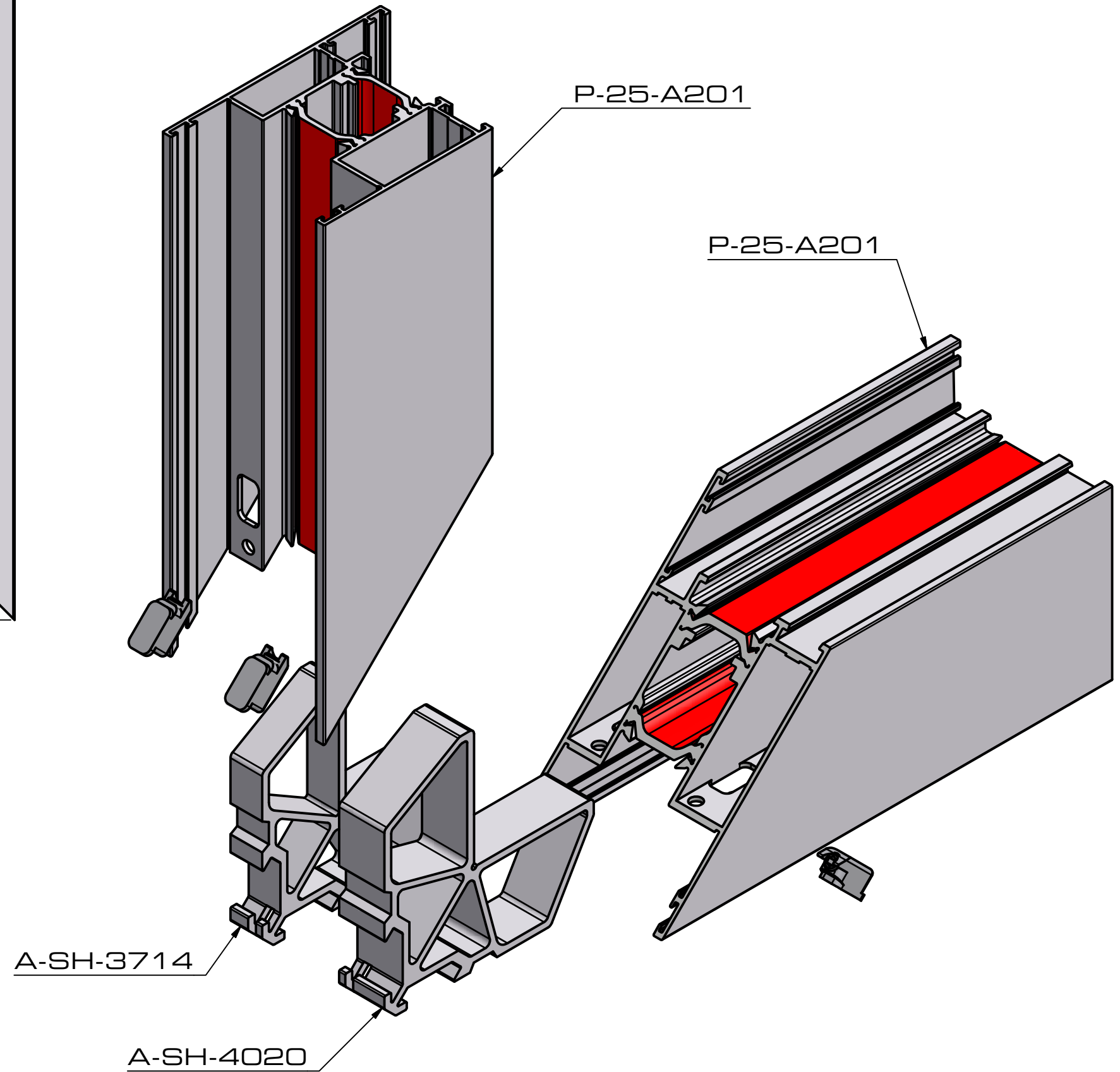
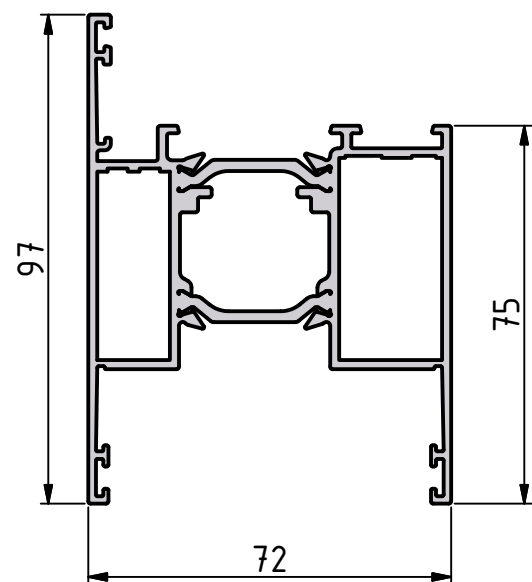
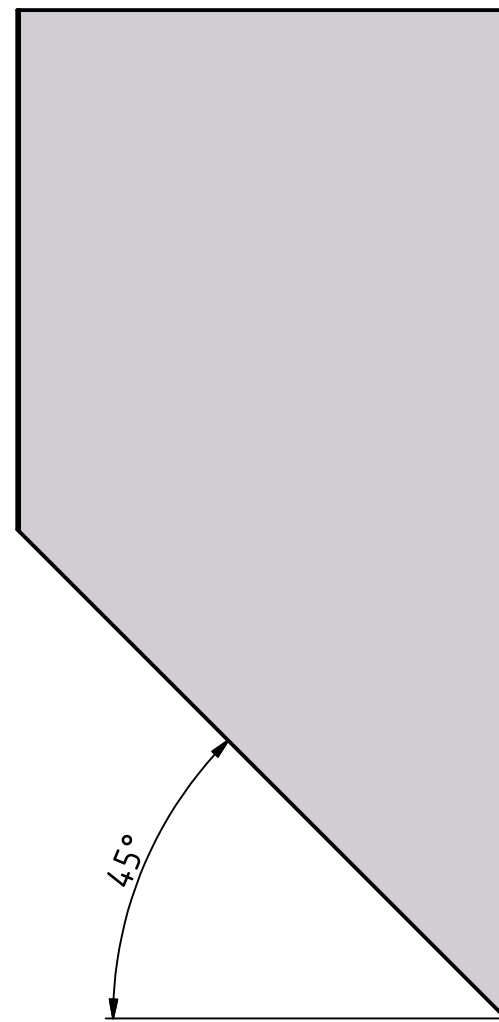
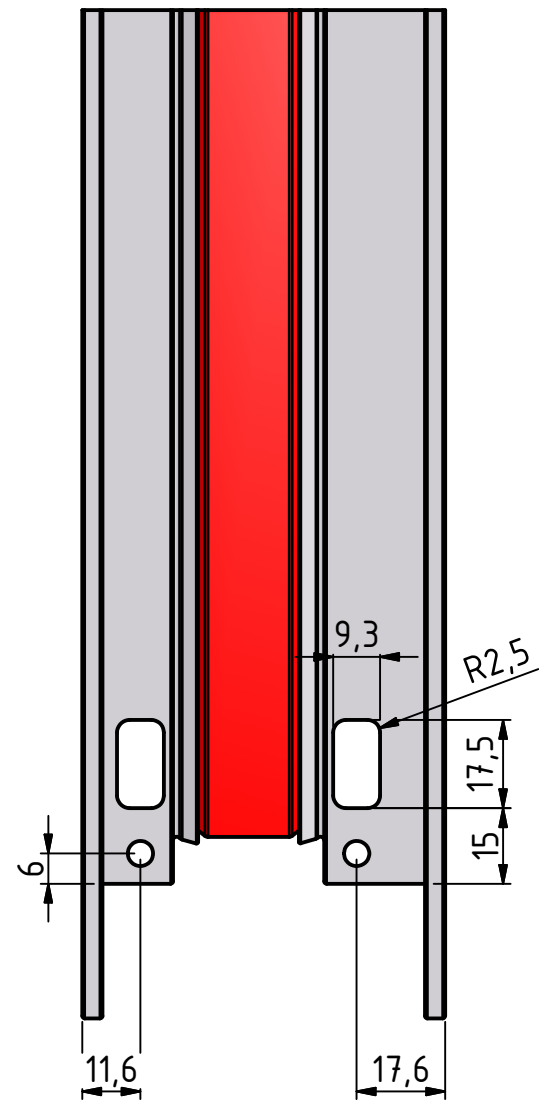
overzichtkolos



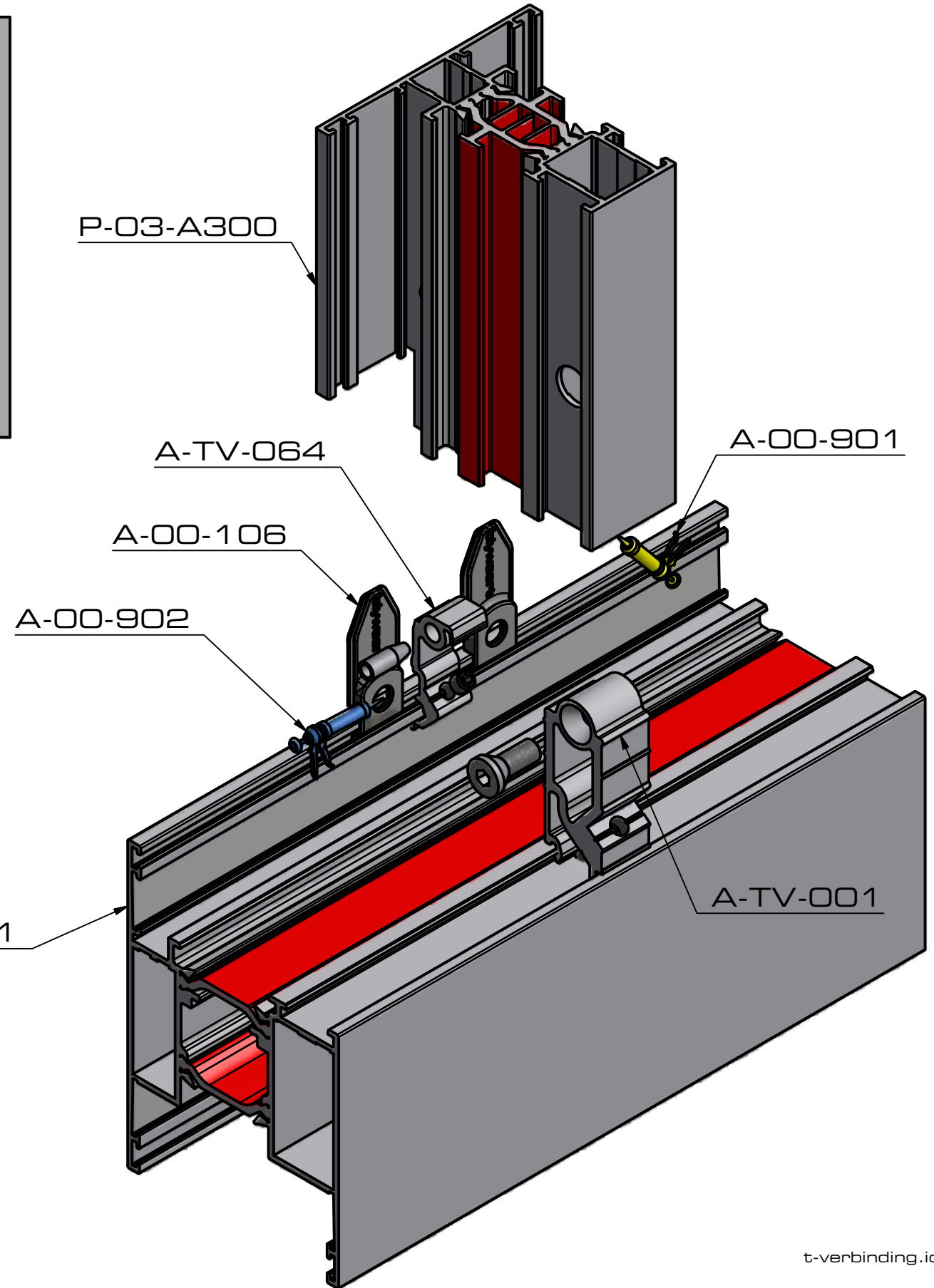
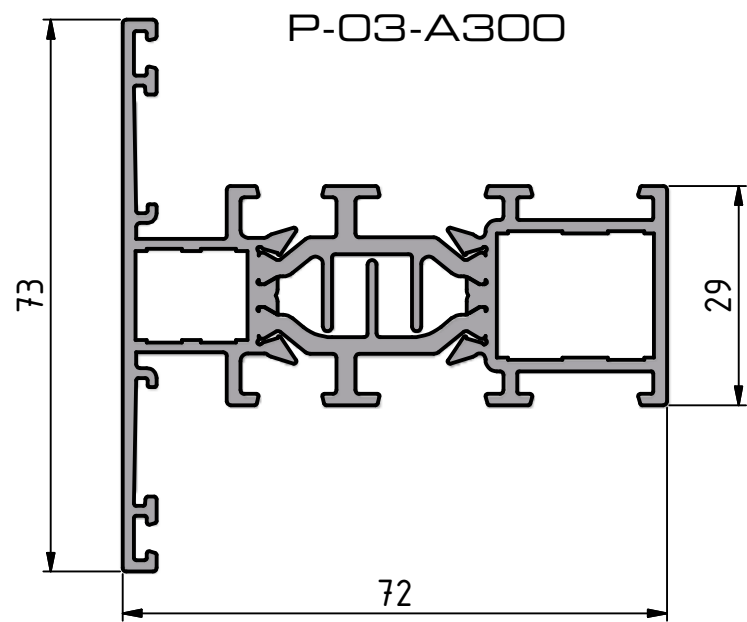
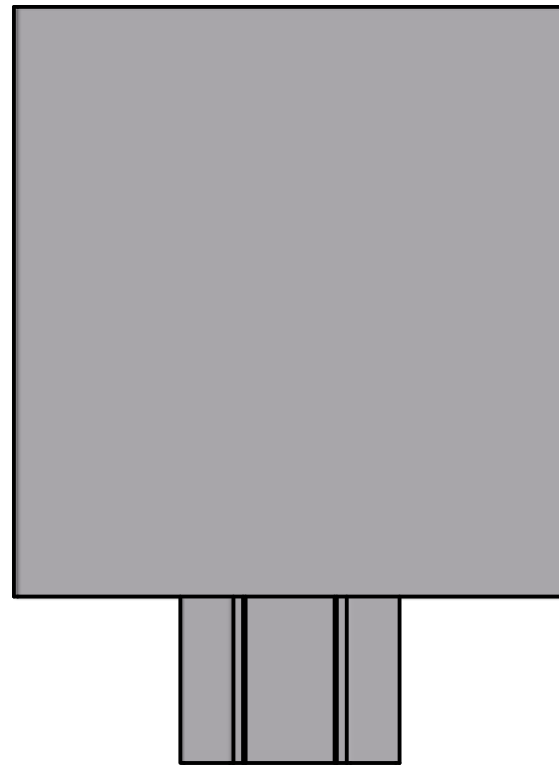
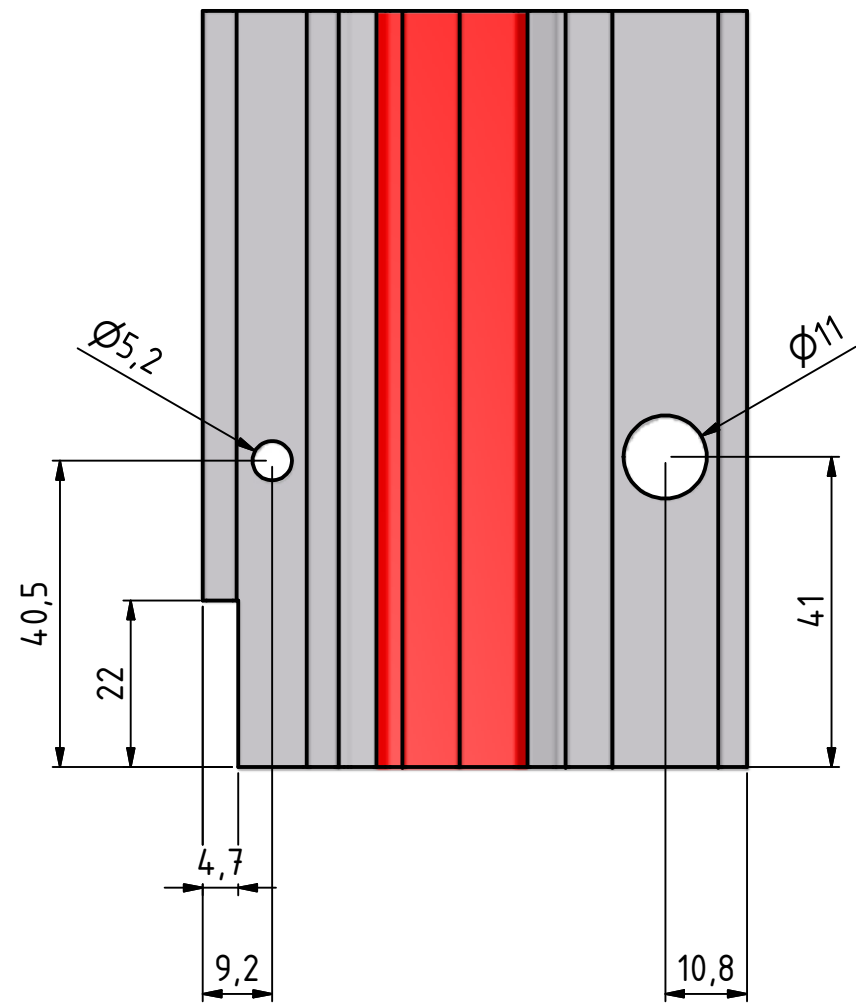


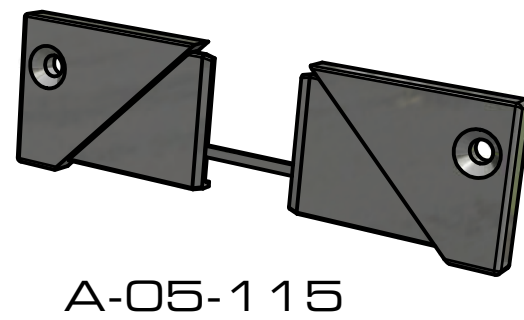
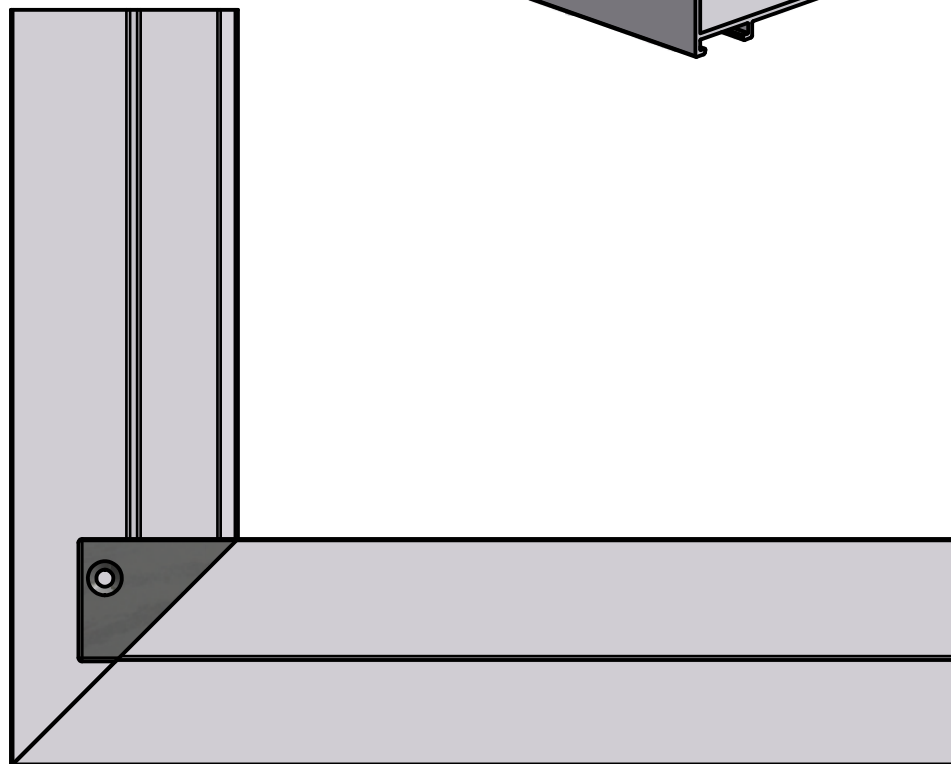
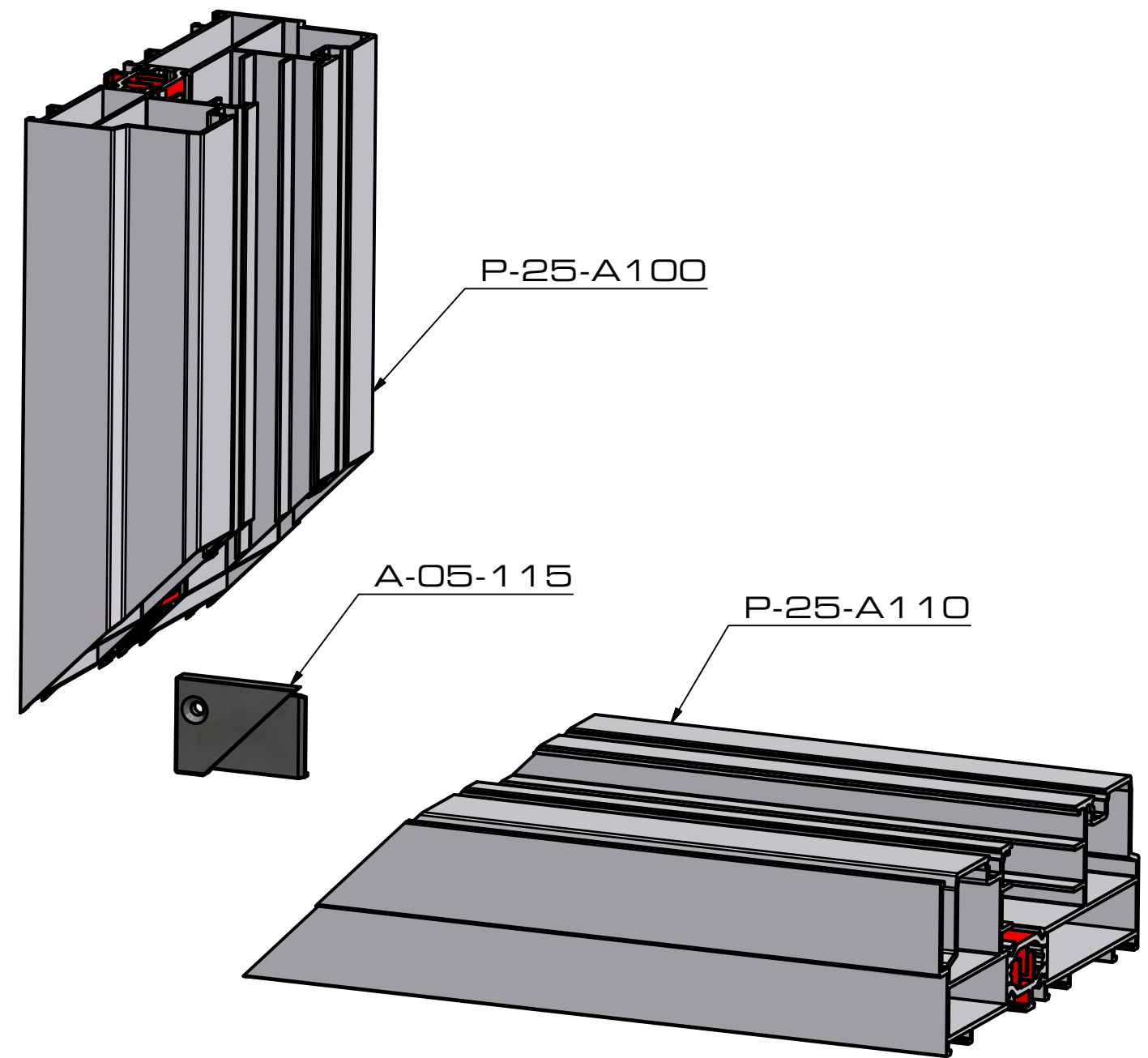
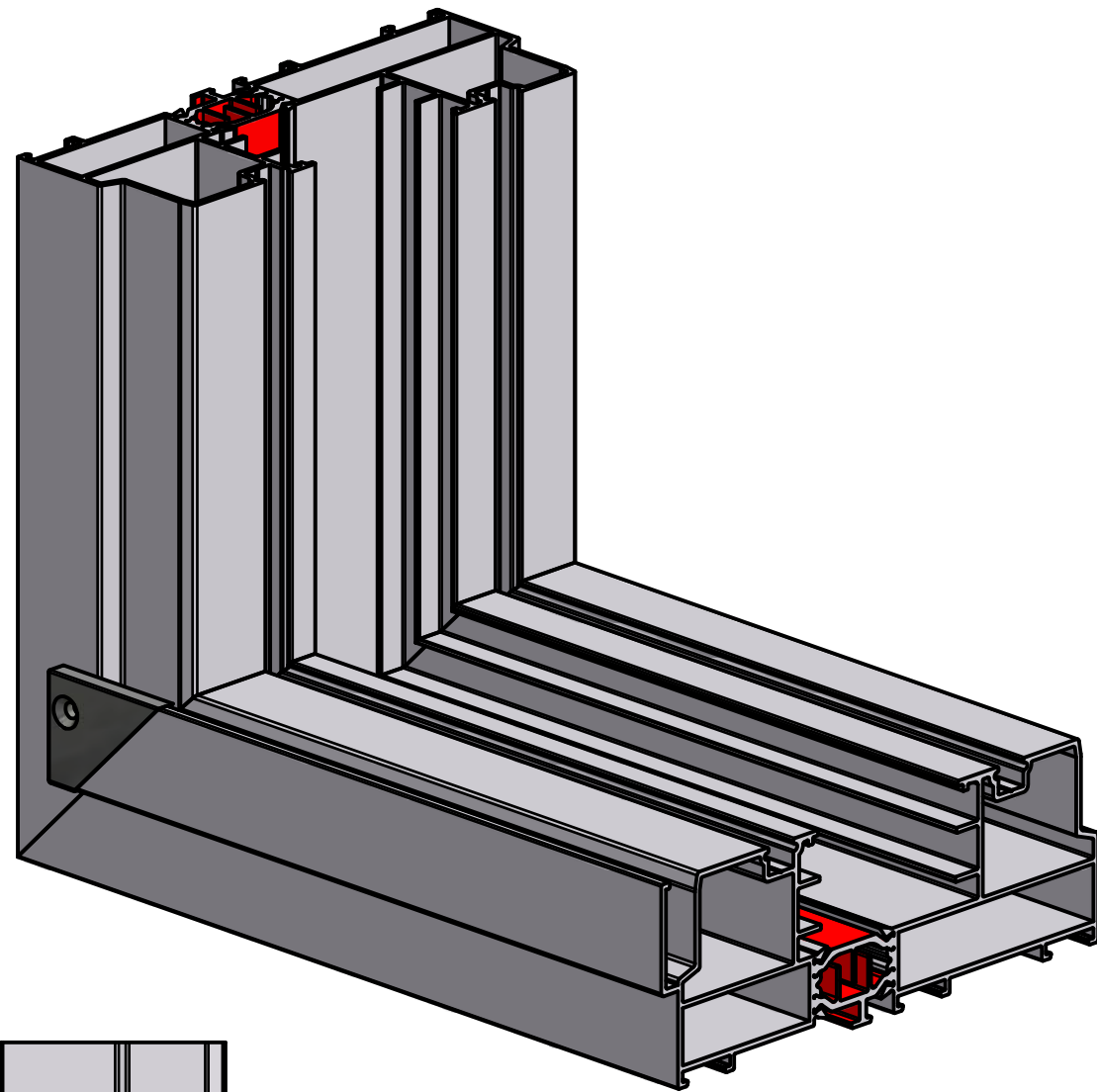
Pershoek_25-A201 .idw

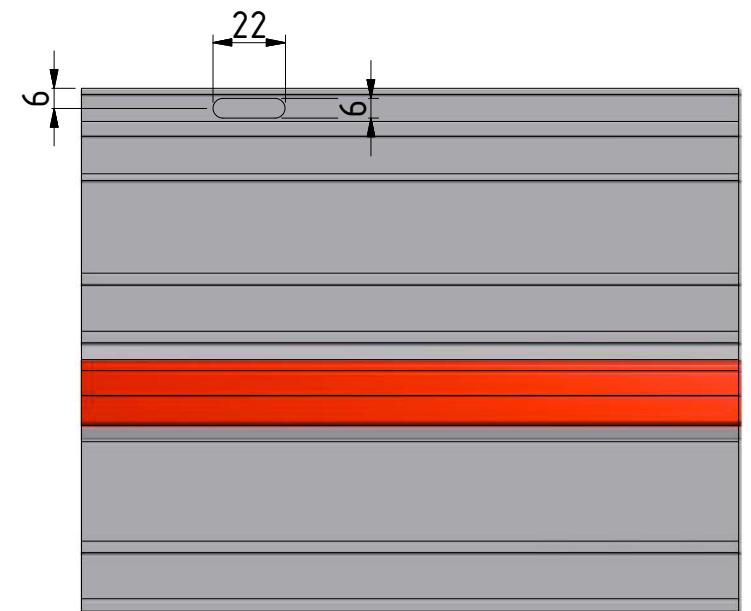
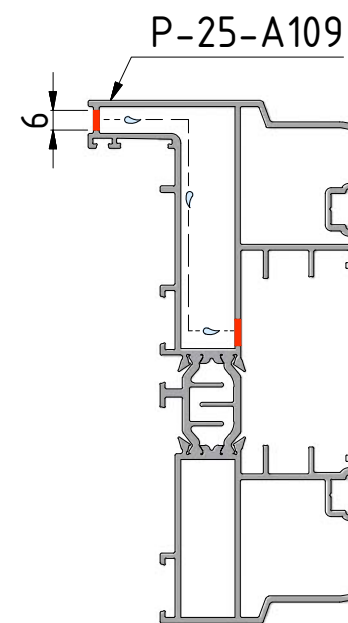
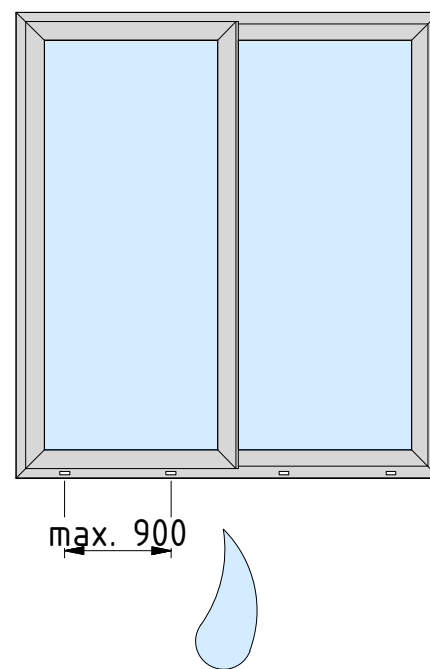
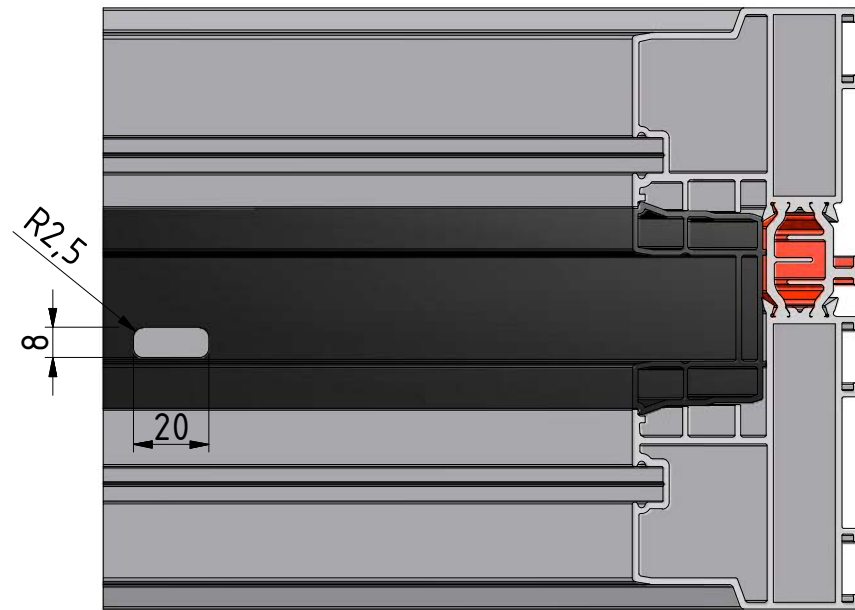
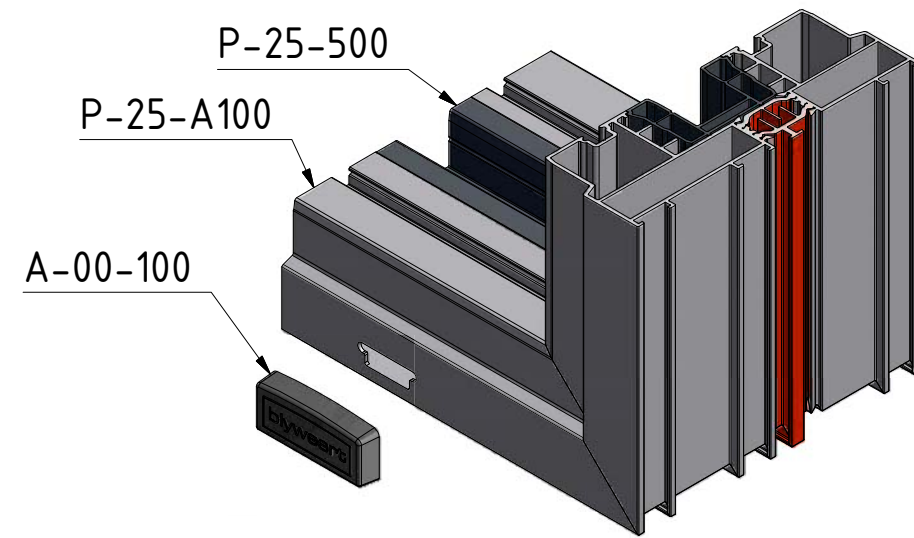
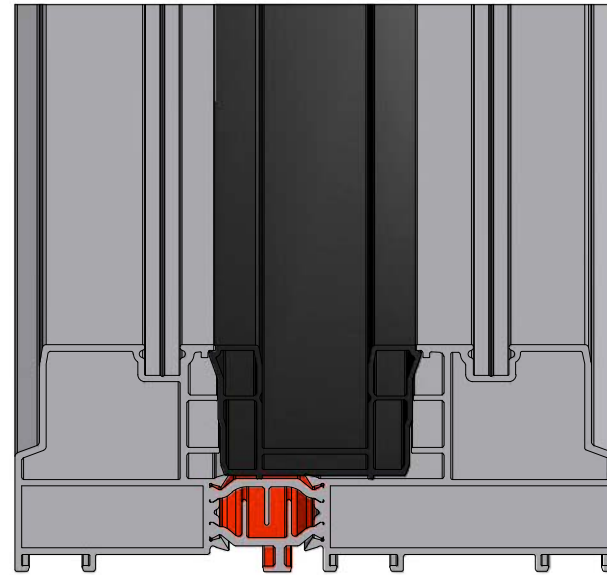
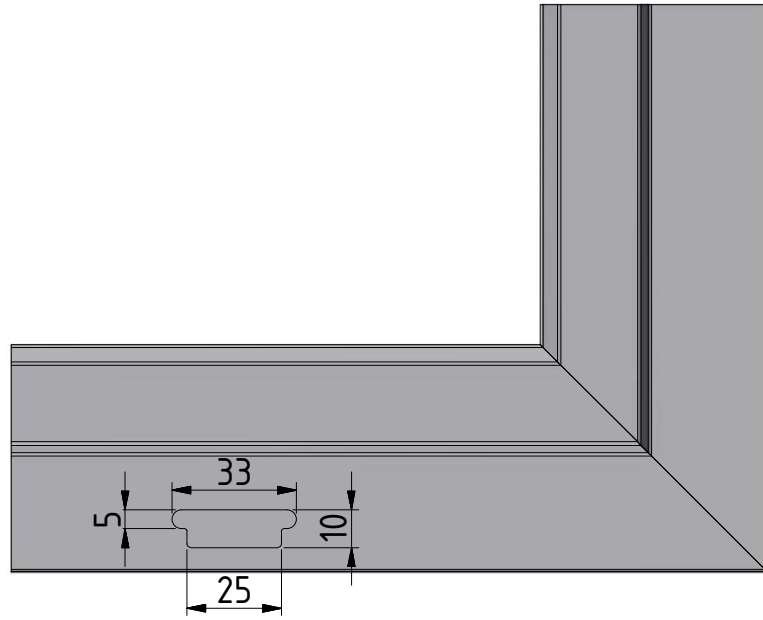




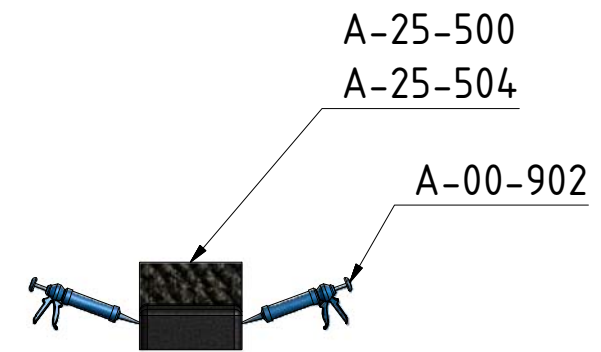
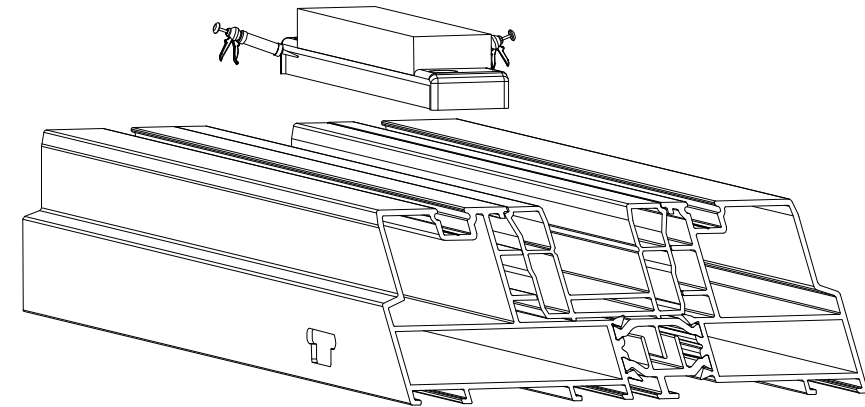
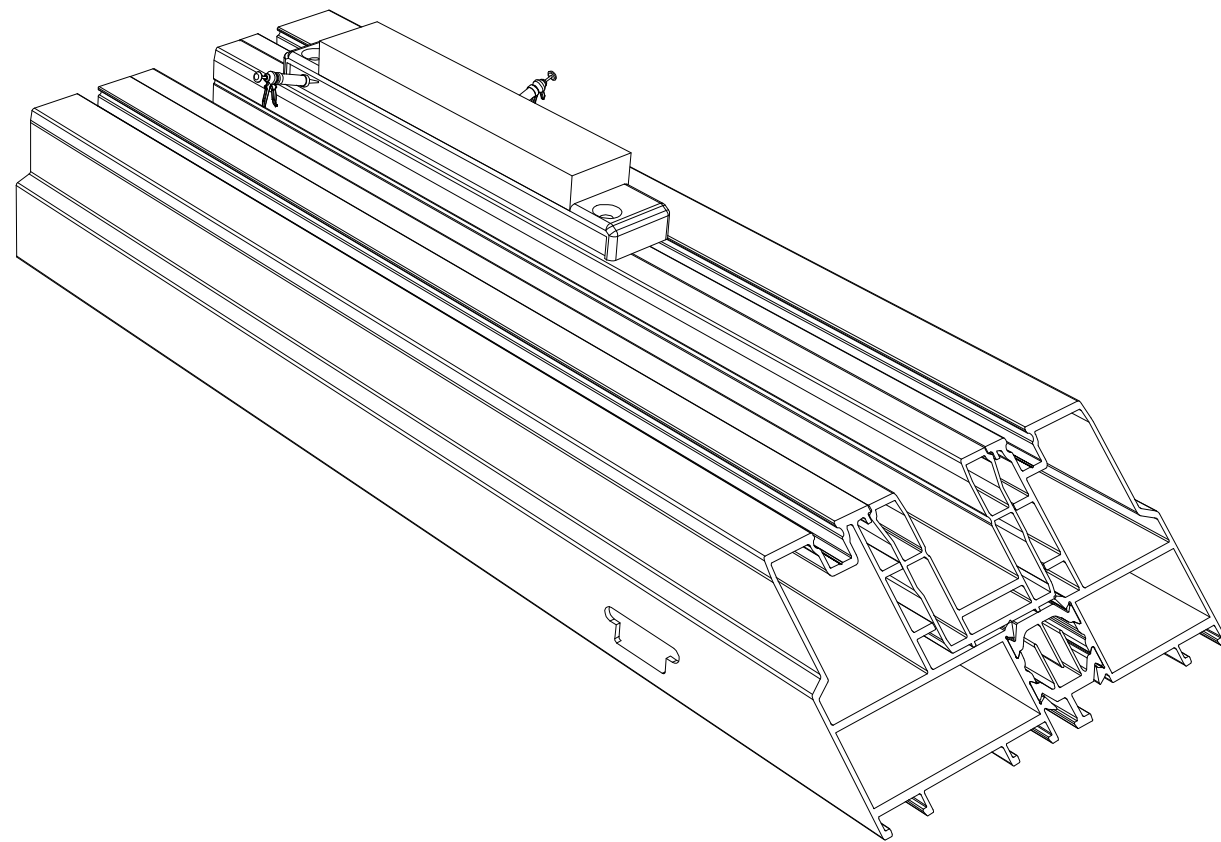
Schroefhoek_201 .idw





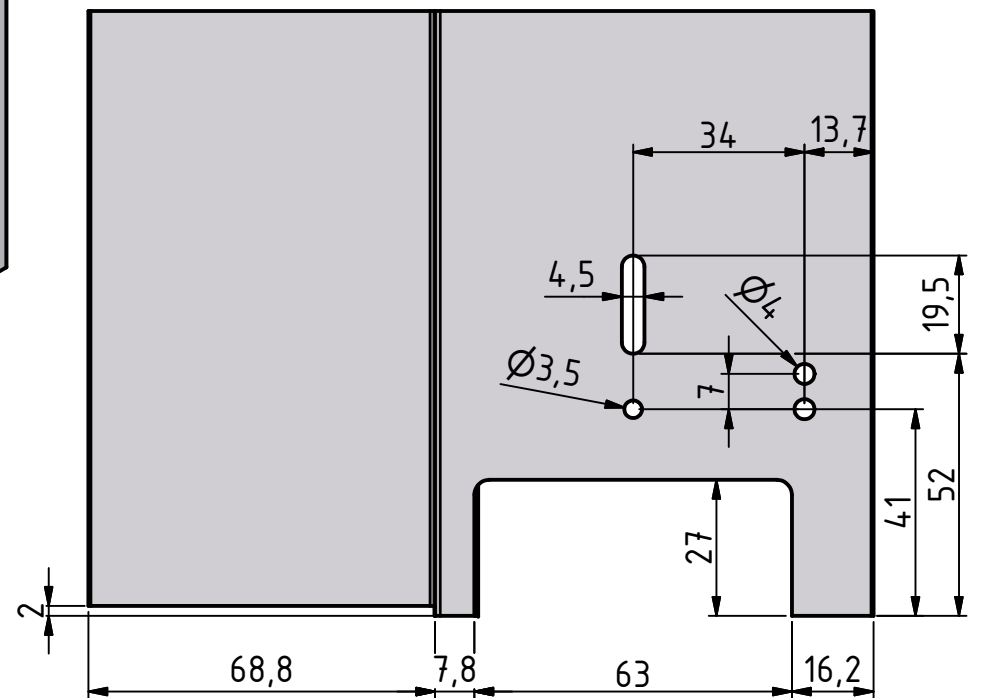
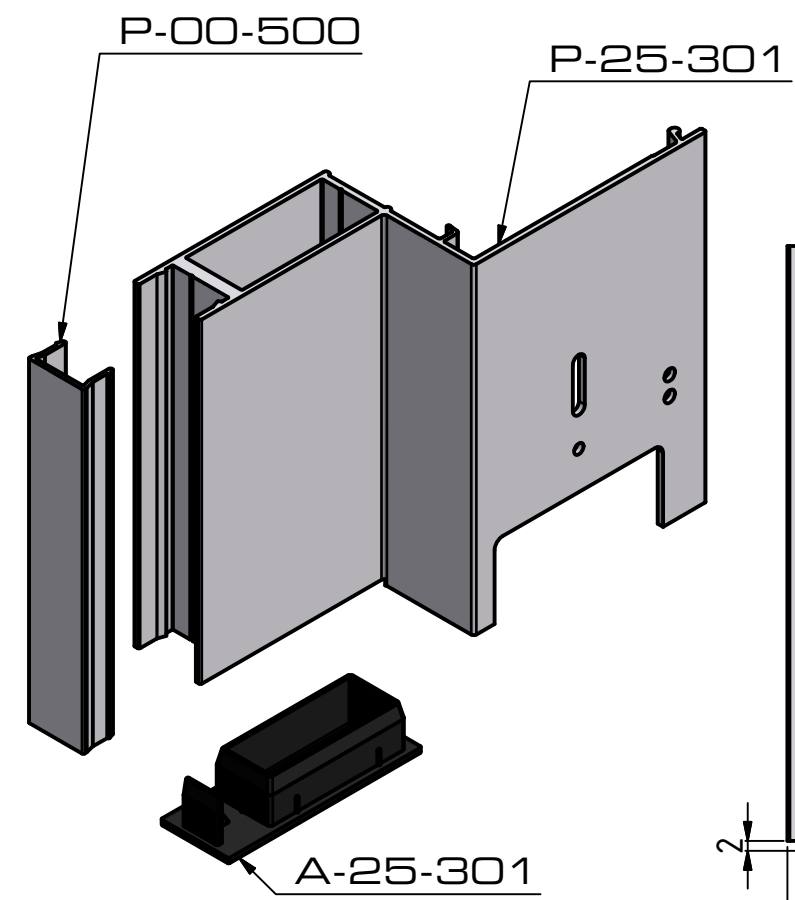
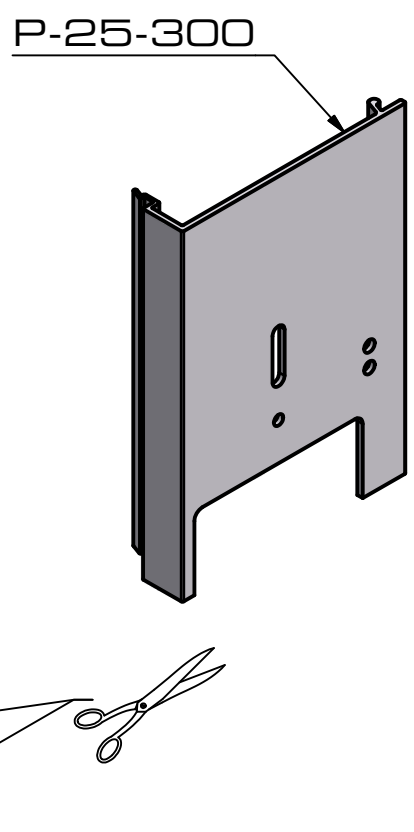
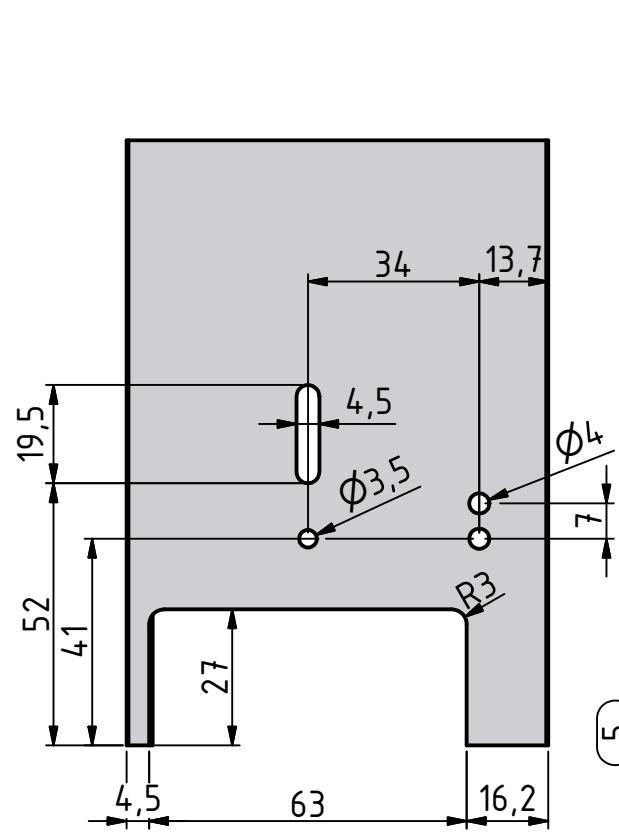
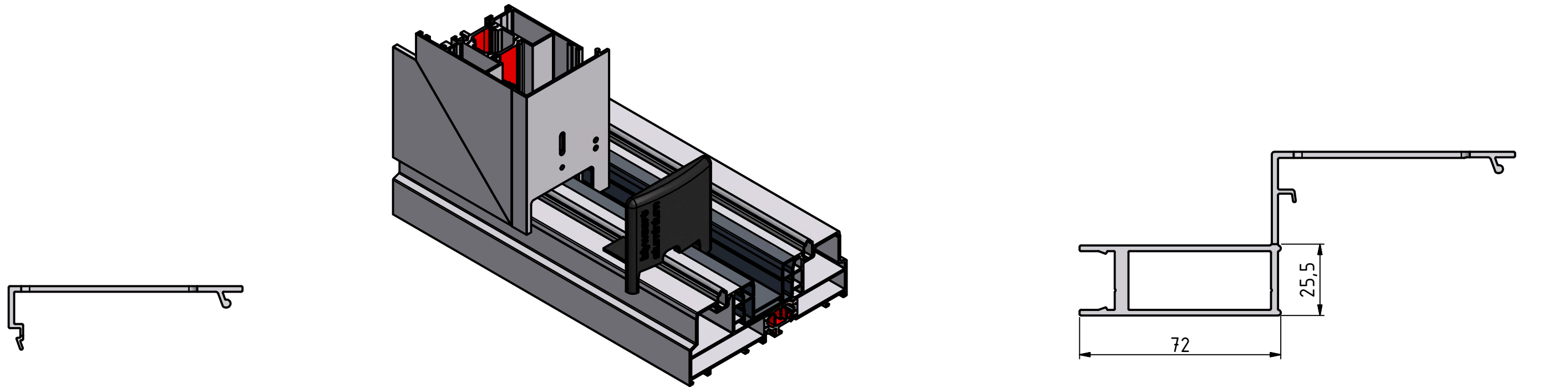


waterkapje.idw

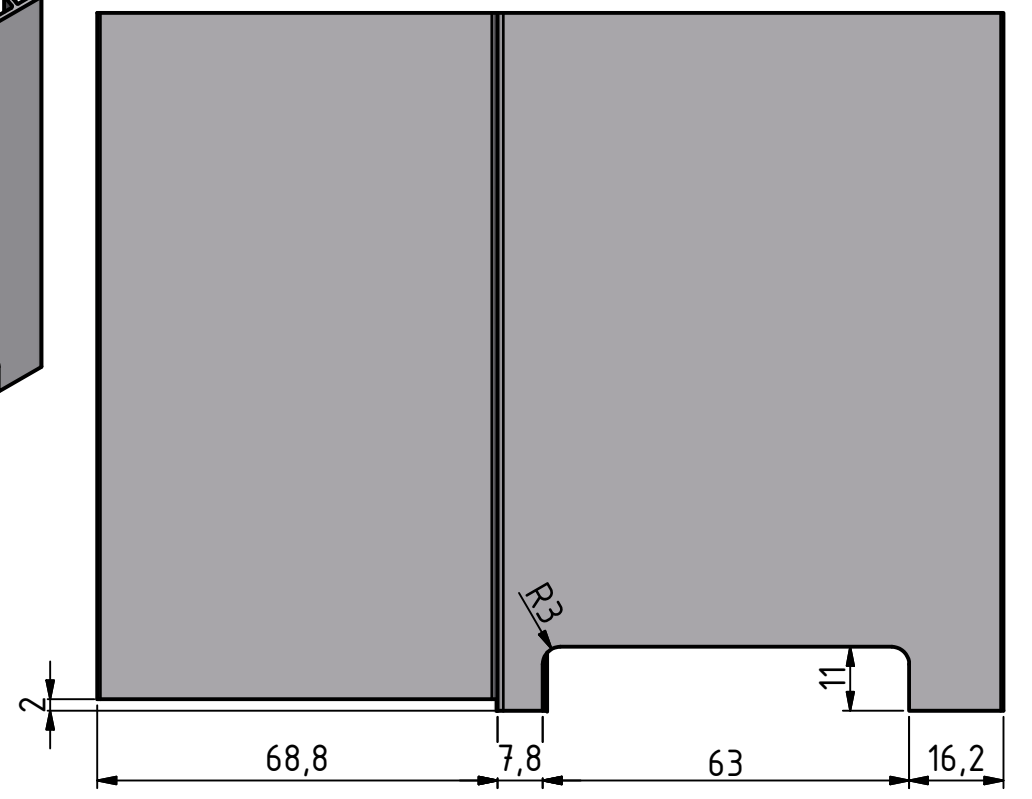
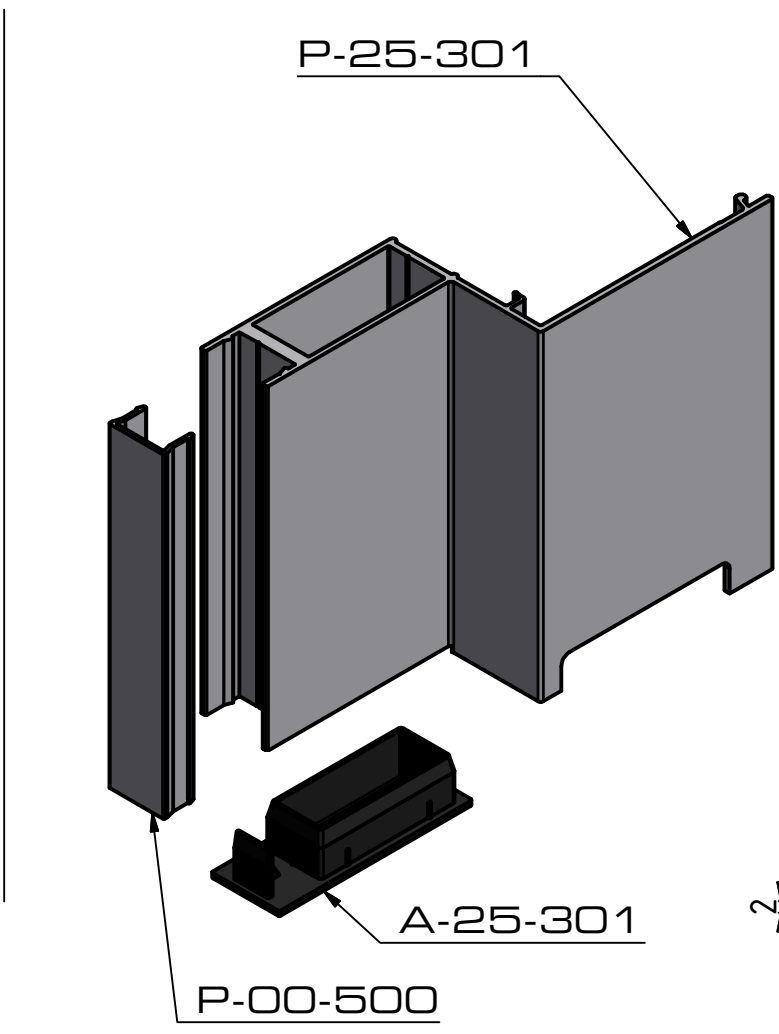
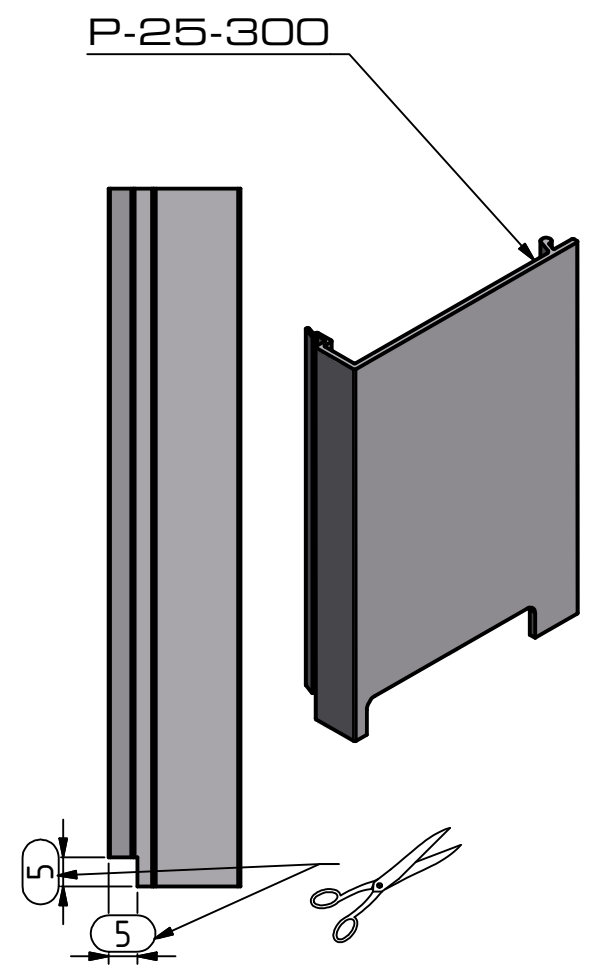

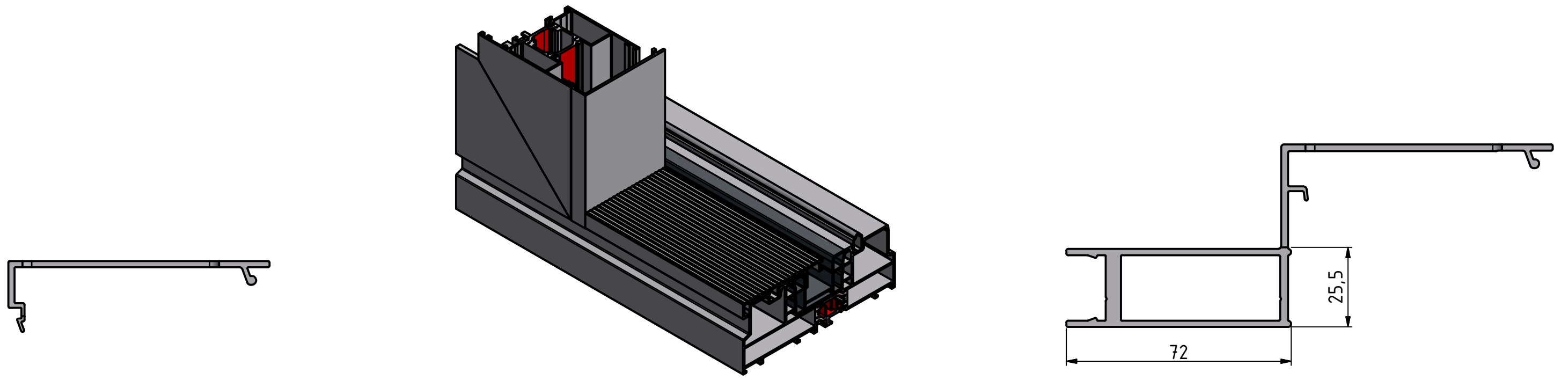


P-25-A100

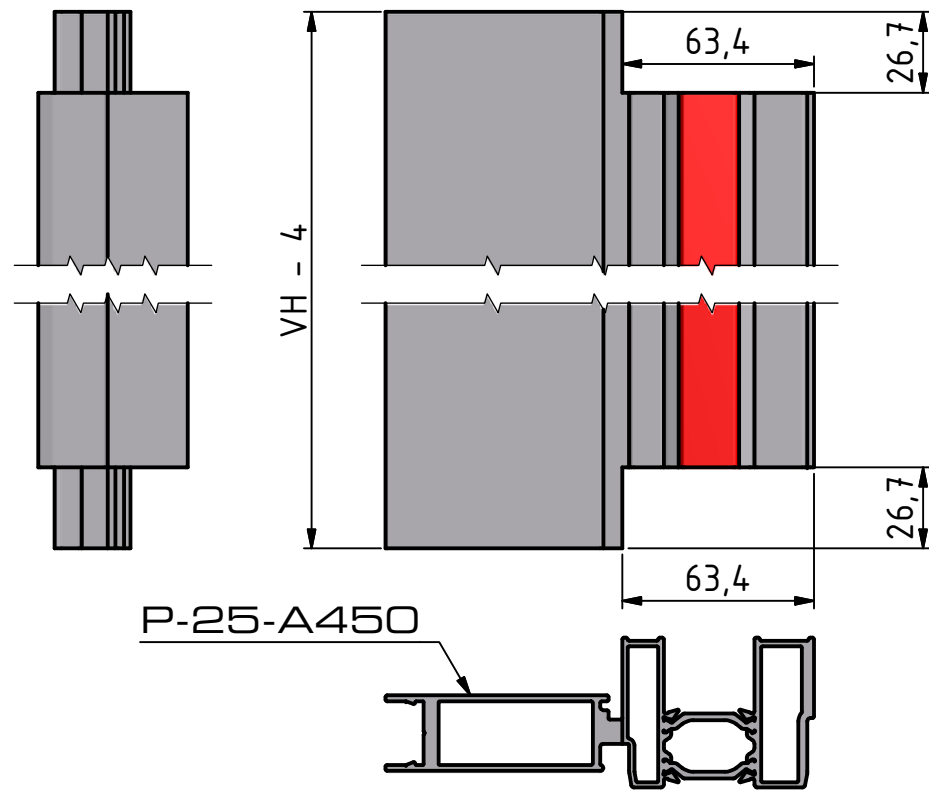
P-25-101




uitkapping_rail.idw



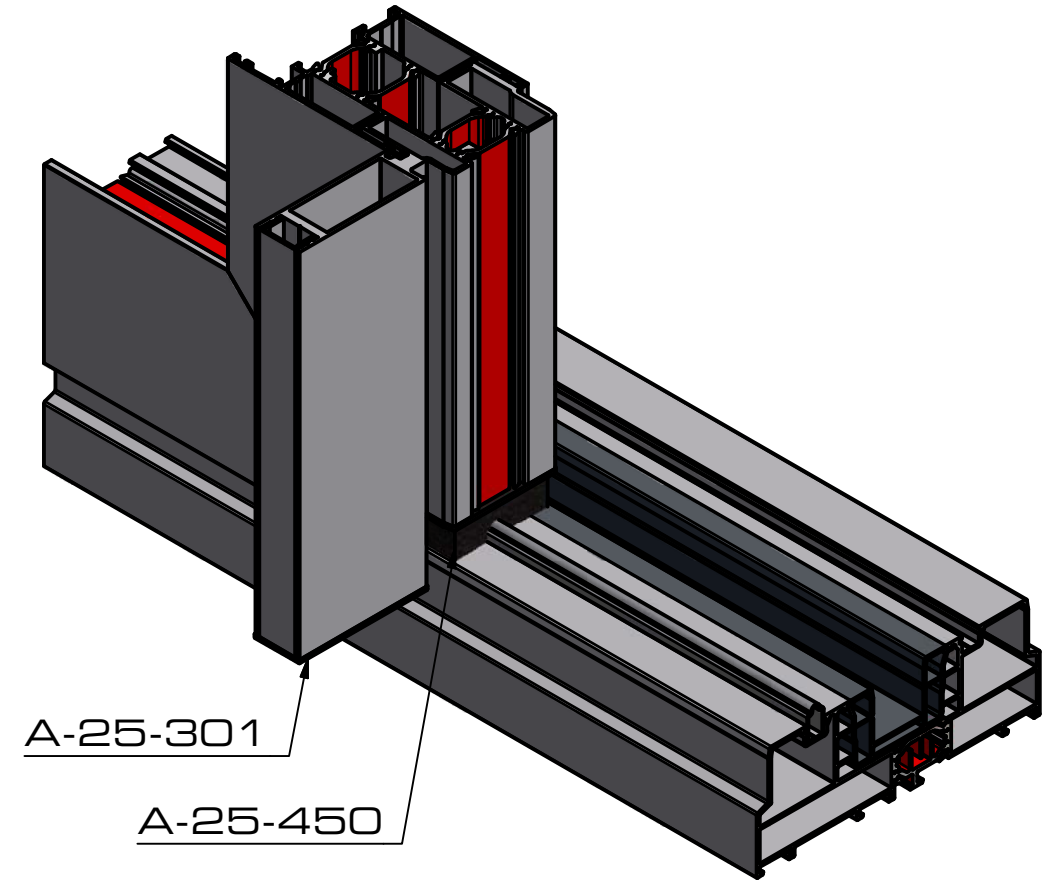
uitkapping_rail_zndeindst.idw



P-25-A450

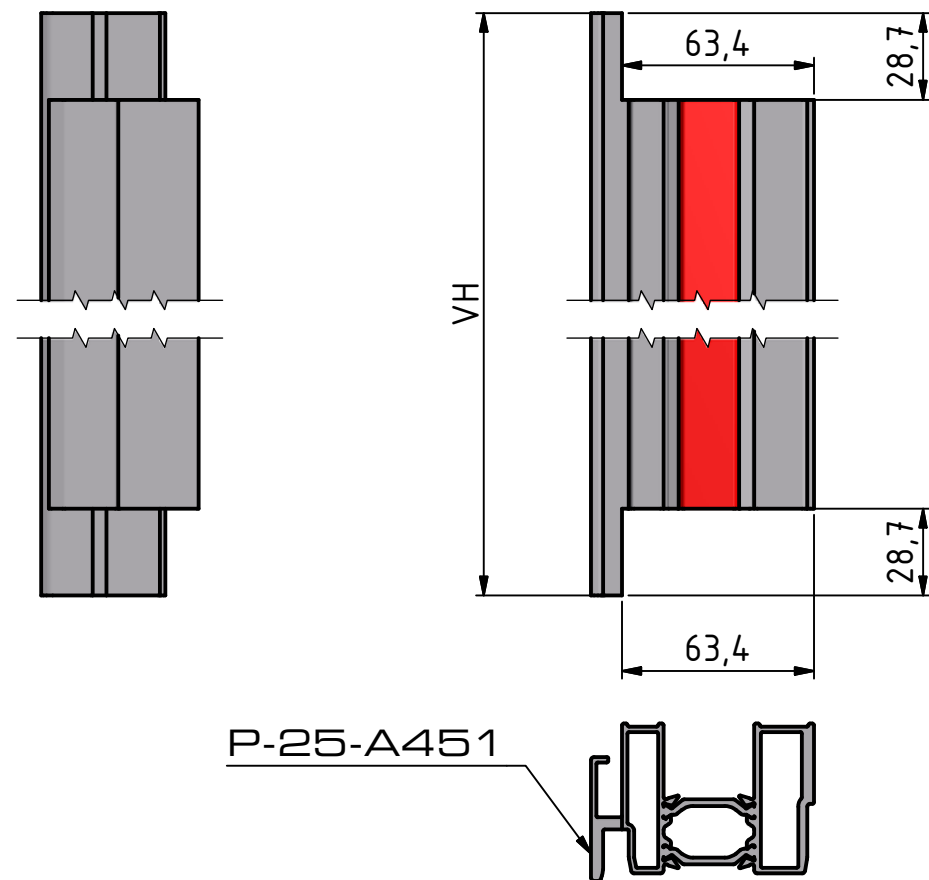


A-25-301

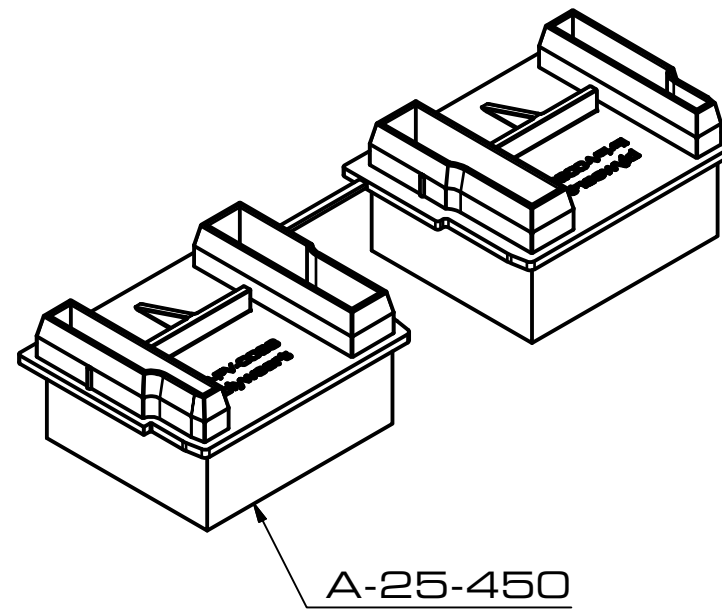


A-25-301

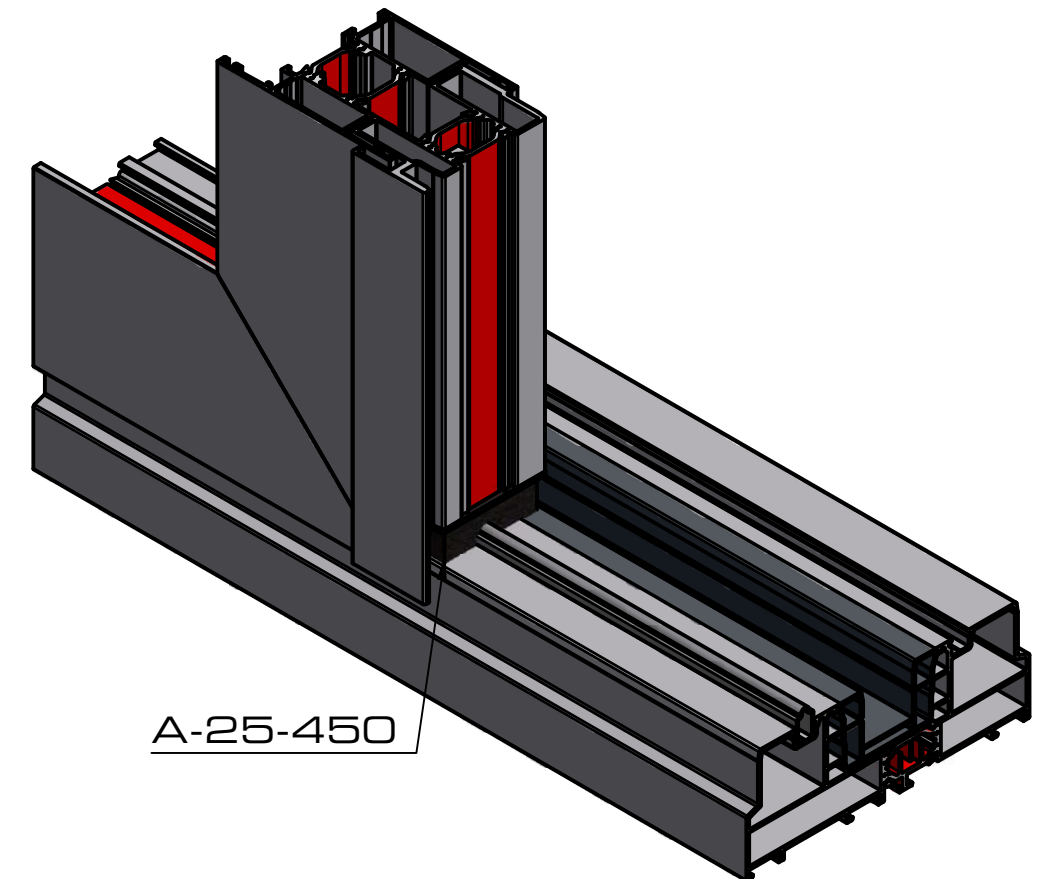
A-25-450



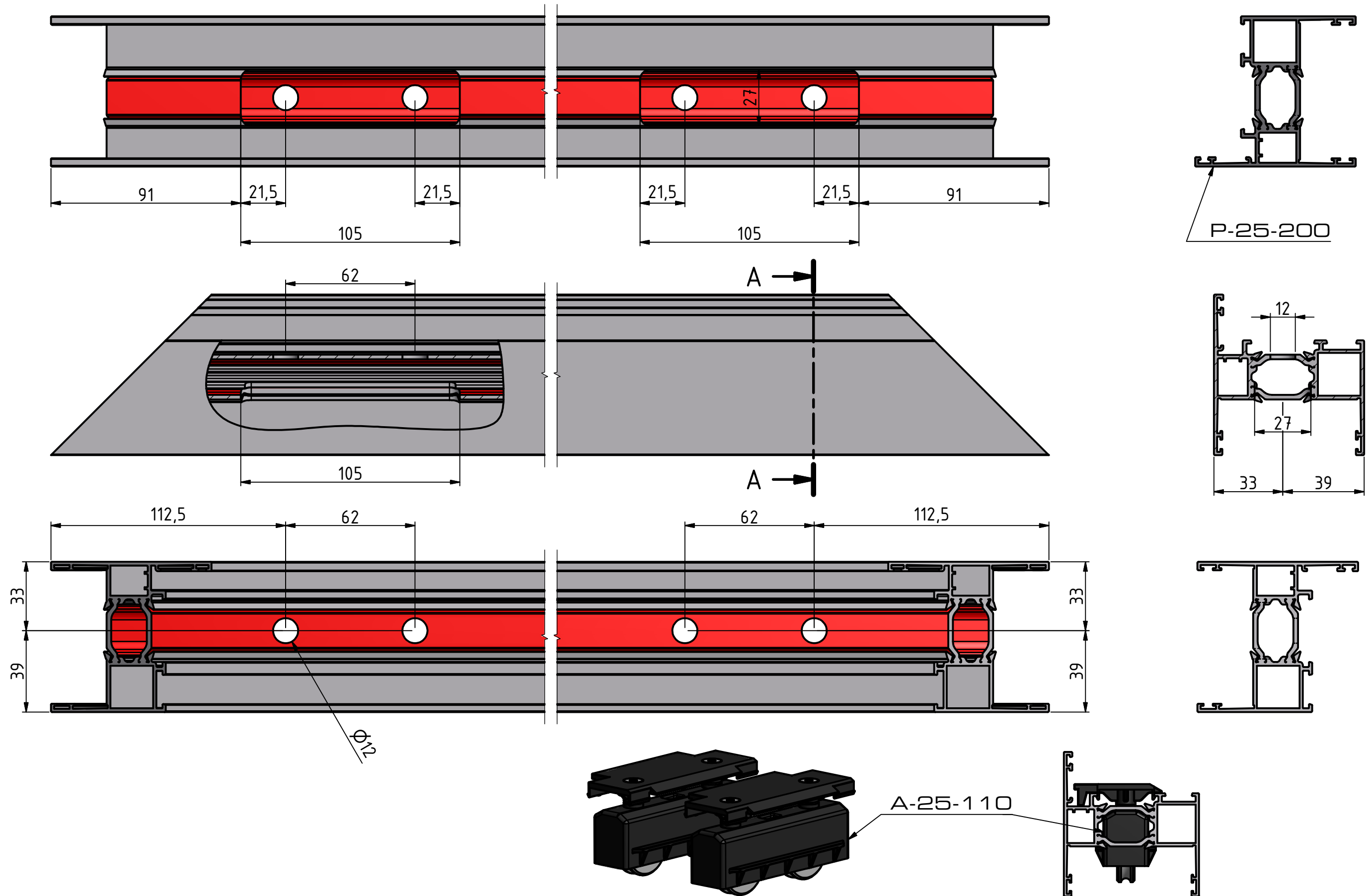
P-25-A451

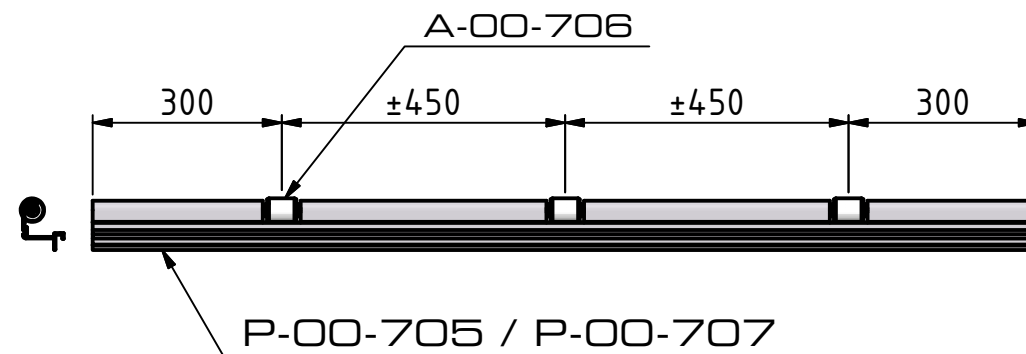
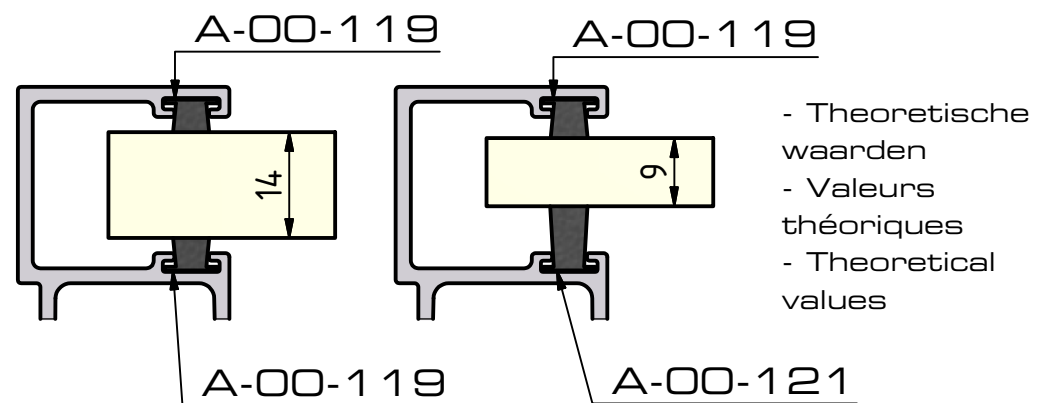
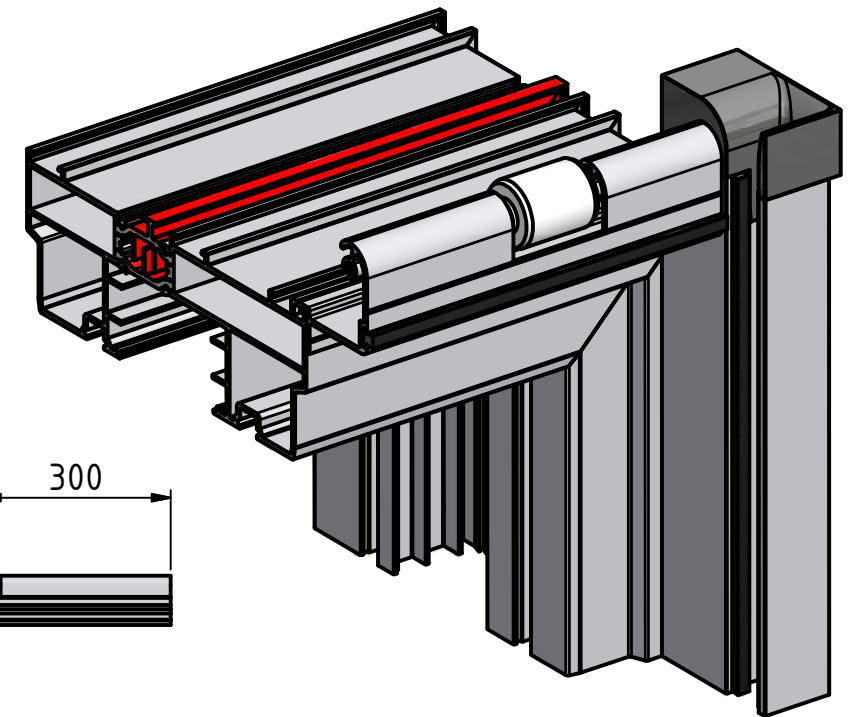
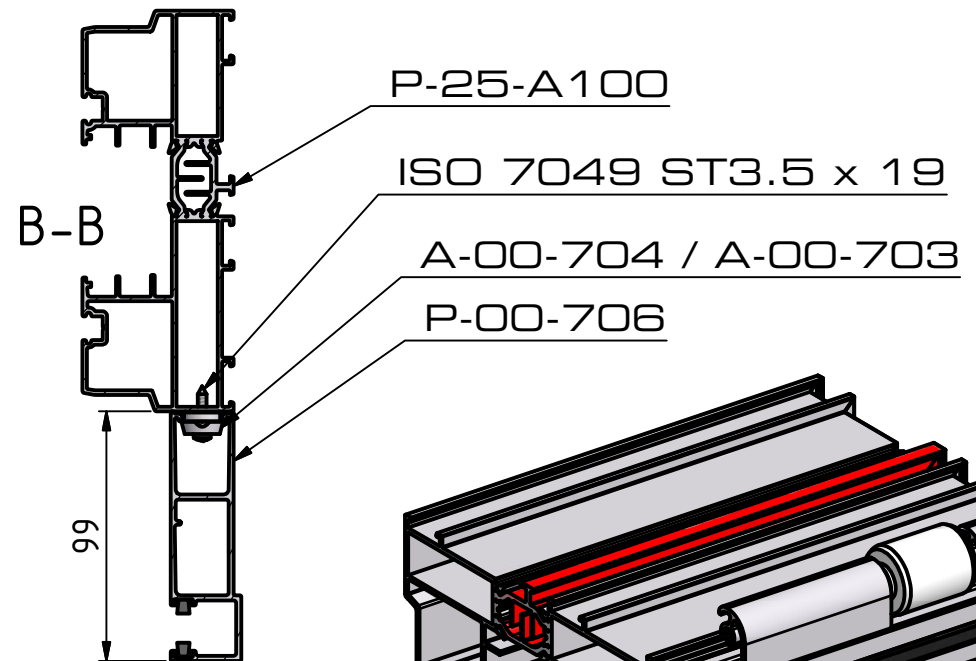
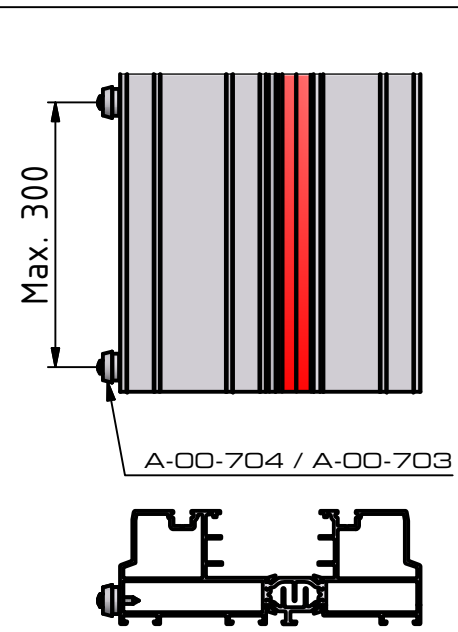
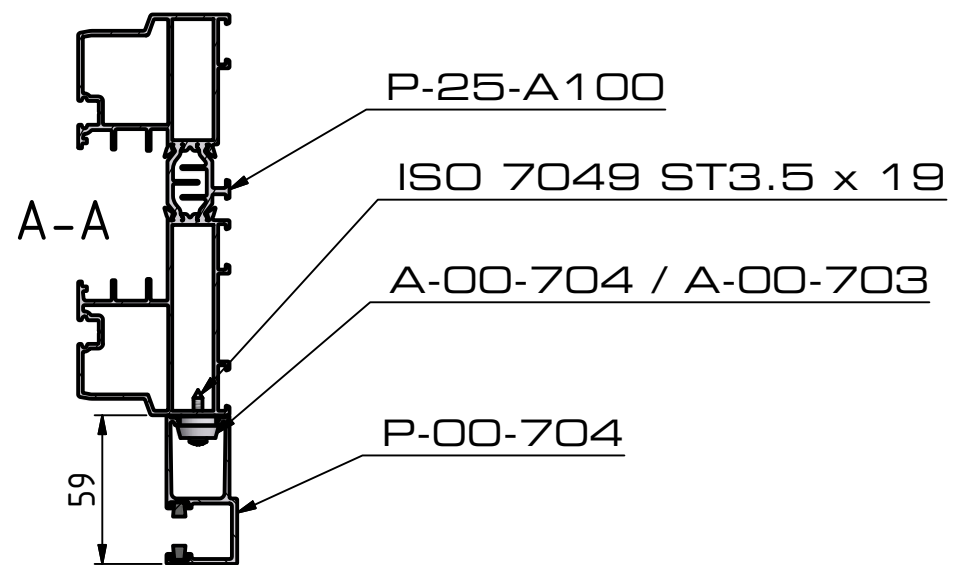
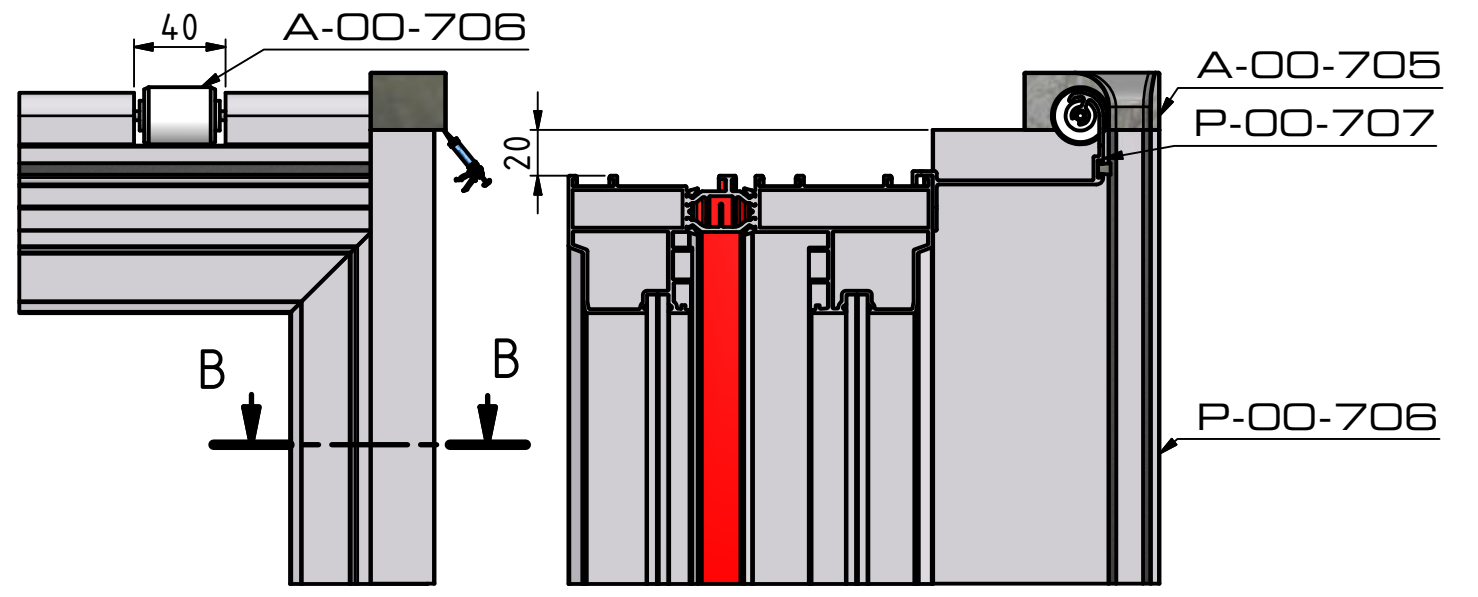
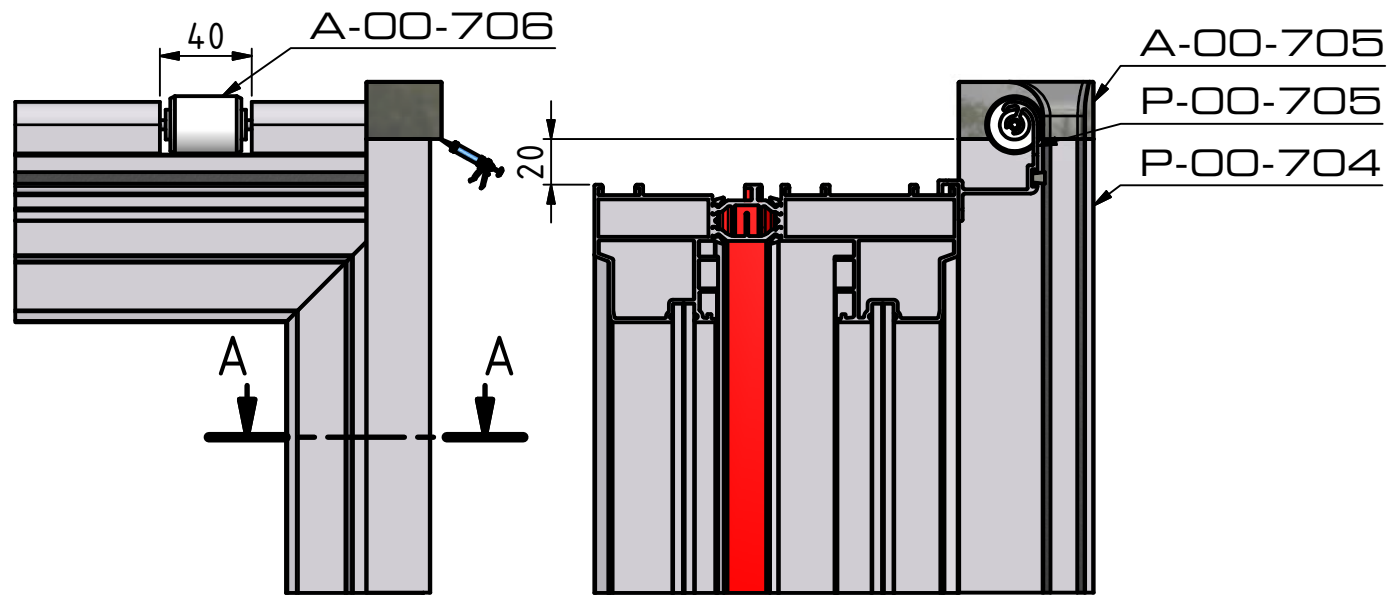


A-25-450

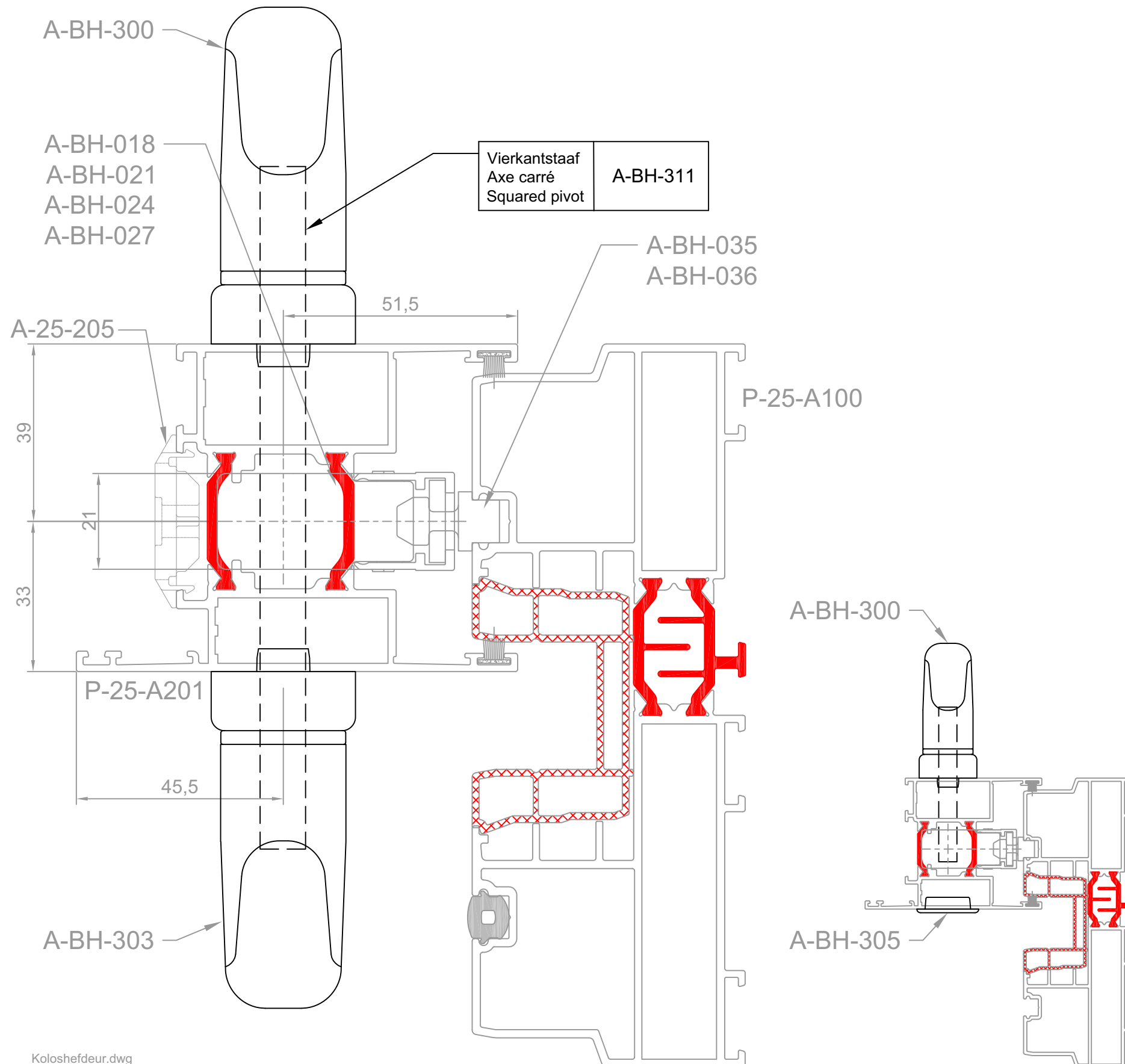


A-25-450





rolluikKolos.idw

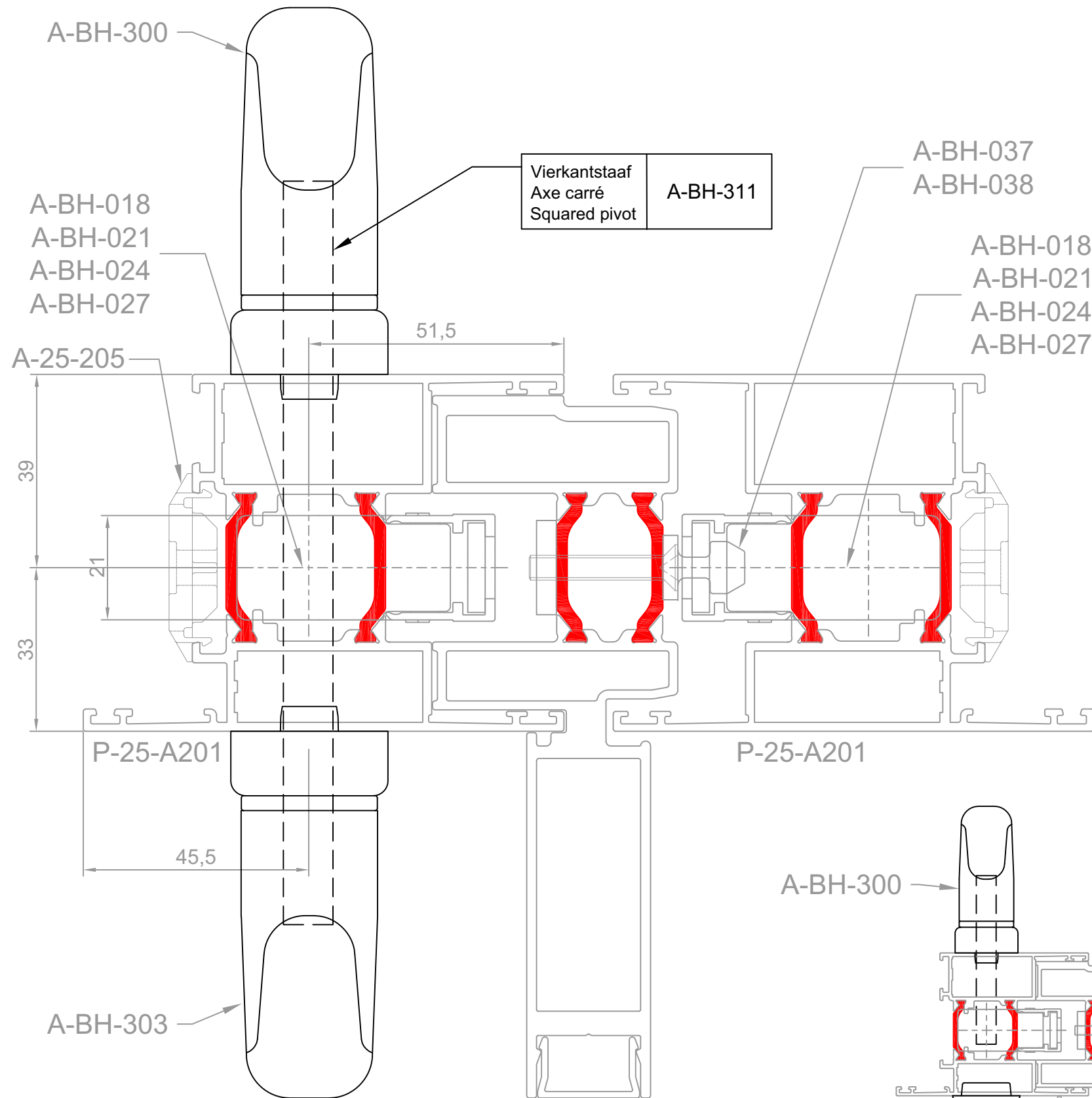


	Slot Serrure Lock	Sluitnok Point de verrouillage Locking bolt
Hef-schuif Levant-coulissant Tilt-slide	A-BH-018 FH = 1200-1800 A-BH-021 FH = 1801-2100 A-BH-024 FH = 2101-2400 A-BH-027 FH = 2401-2700	A-BH-035 A-BH-036

Afwerking Finition Finish	Cilinder Cylindre Cylinder	Veiligheidscil. Cyl. sécurité Safety cyl.	Cilinder 1/2 Cylindre 1/2 Cylinder 1/2
Langschild Plaque longue Long plate	A-00-CE5055	A-00-CV5055	A-00-CE55

	Vierkantstaaf Axe carré Squared pivot	Schroeven Vis Screws
A-BH-300 + A-BH-303	A-BH-311	DIN 965 ISO 7046 A-00-M5090
A-BH-300 + A-BH-305	A-BH-310	DIN 965 ISO 7046 A-00-M5080

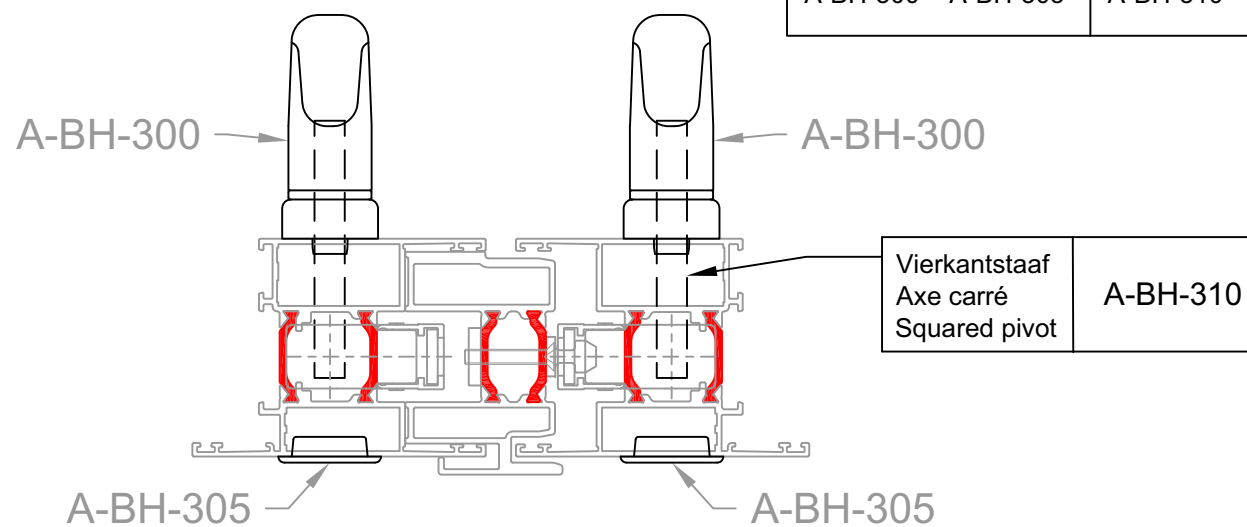
Koloshefdeur.dwg



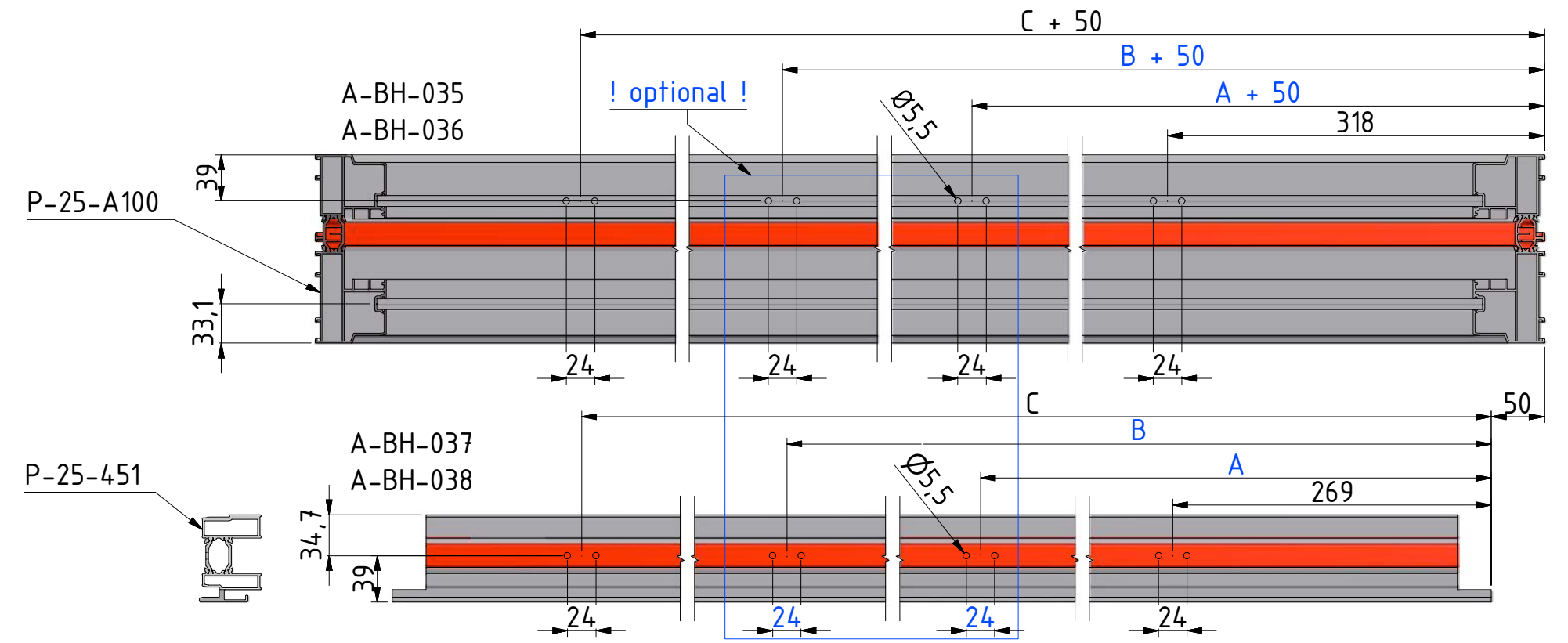
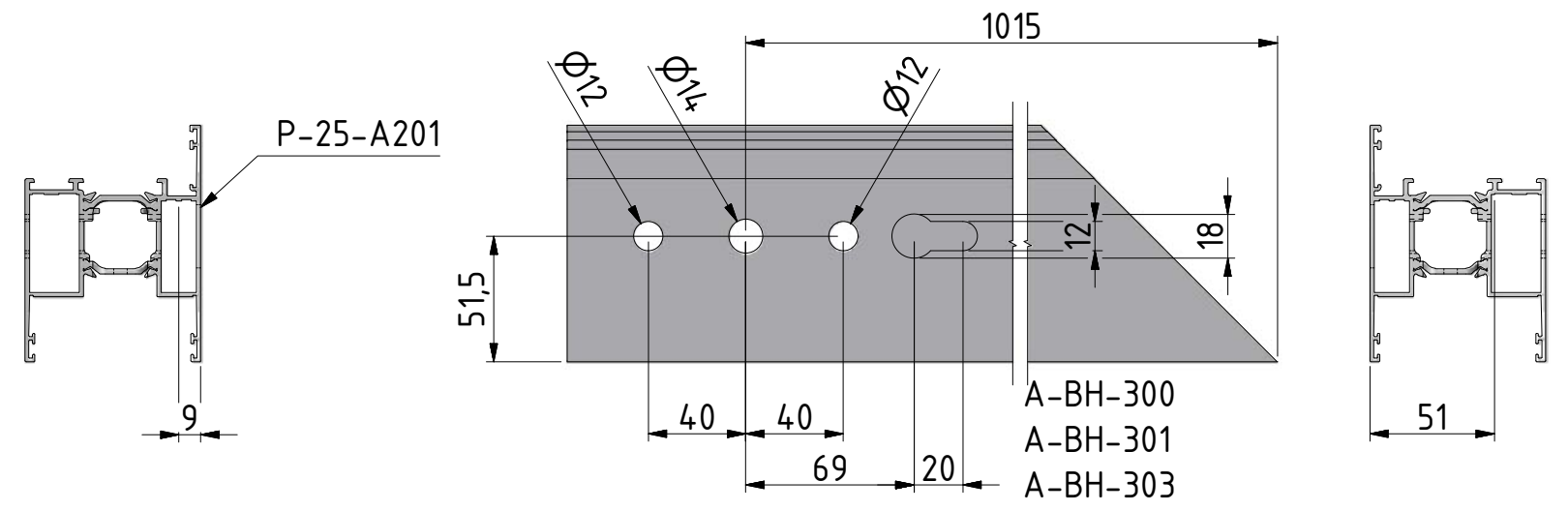
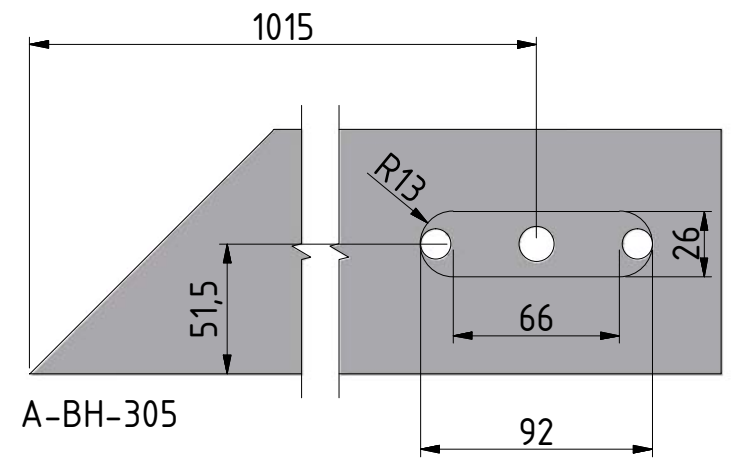
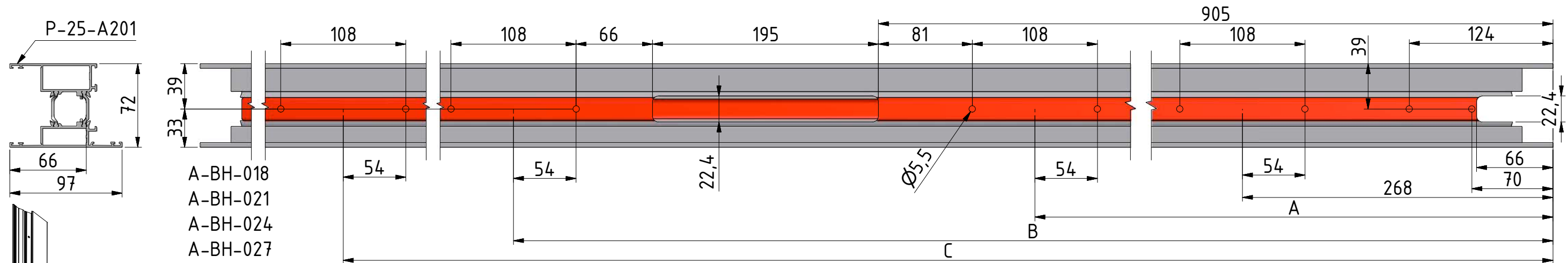
	Slot Serrure Lock	Sluitnok Point de verrouillage Locking bolt
Hef-schuif Levant-coulissant Tilt-slide	A-BH-018 FH = 1200-1800	A-BH-037
	A-BH-021 FH = 1801-2100	A-BH-038
	A-BH-024 FH = 2101-2400	
	A-BH-027 FH = 2401-2700	

Afwerking Finition Finish	Cilinder Cylindre Cylinder	Veiligheidscil. Cyl. sécurité Safety cyl.	Cilinder 1/2 Cylindre 1/2 Cylinder 1/2
Langschild Plaque longue Long plate	A-00-CE5055	A-00-CV5055	A-00-CE55

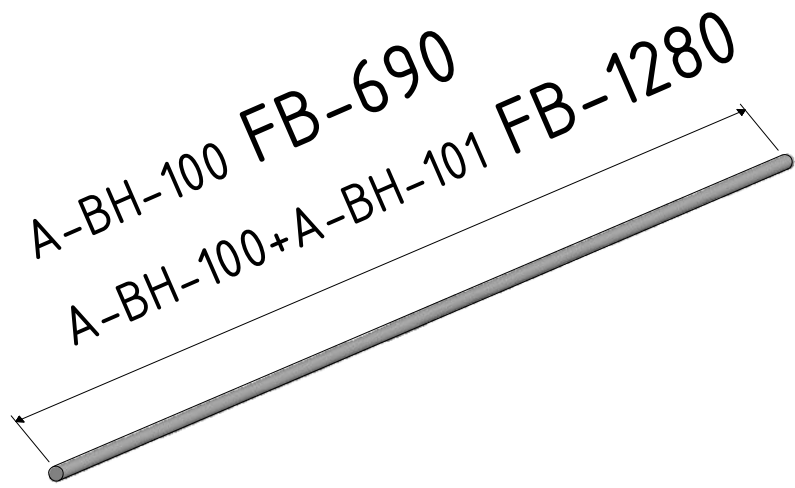
	Vierkantstaaf Axe carré Squared pivot	Schroeven Vis Screws
A-BH-300 + A-BH-303	A-BH-311	DIN 965 ISO 7046 A-00-M5090
A-BH-300 + A-BH-305	A-BH-310	DIN 965 ISO 7046 A-00-M5080



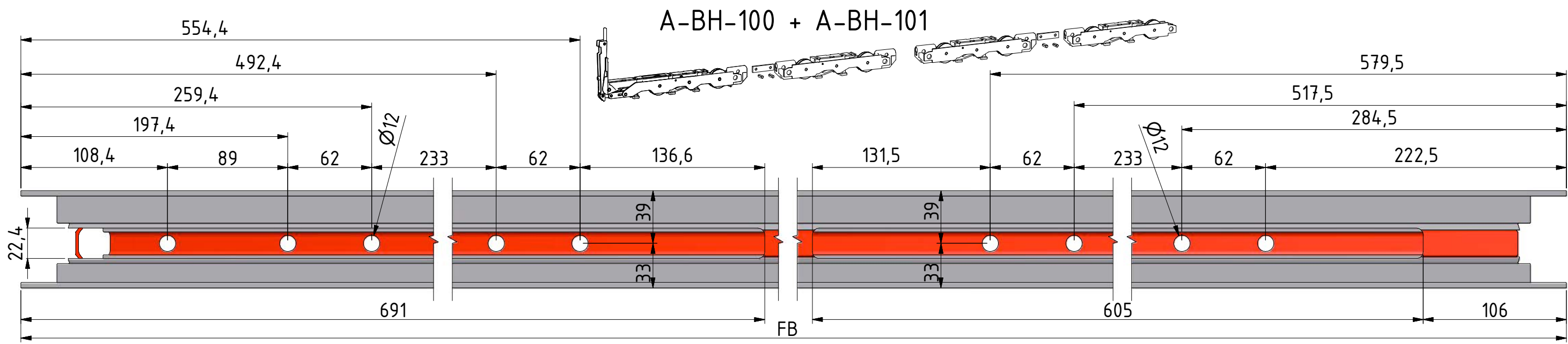
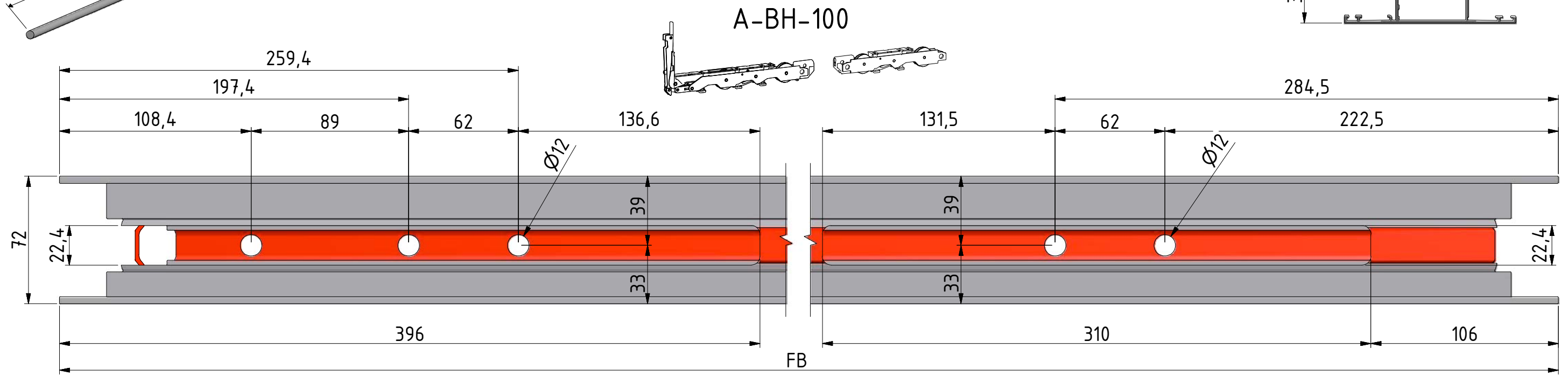
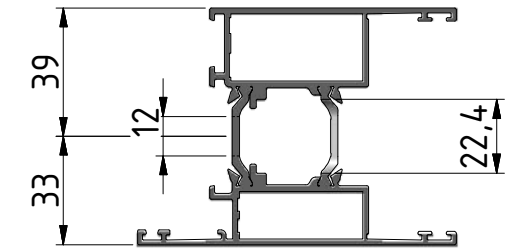
Koloshefdeur_4.dwg

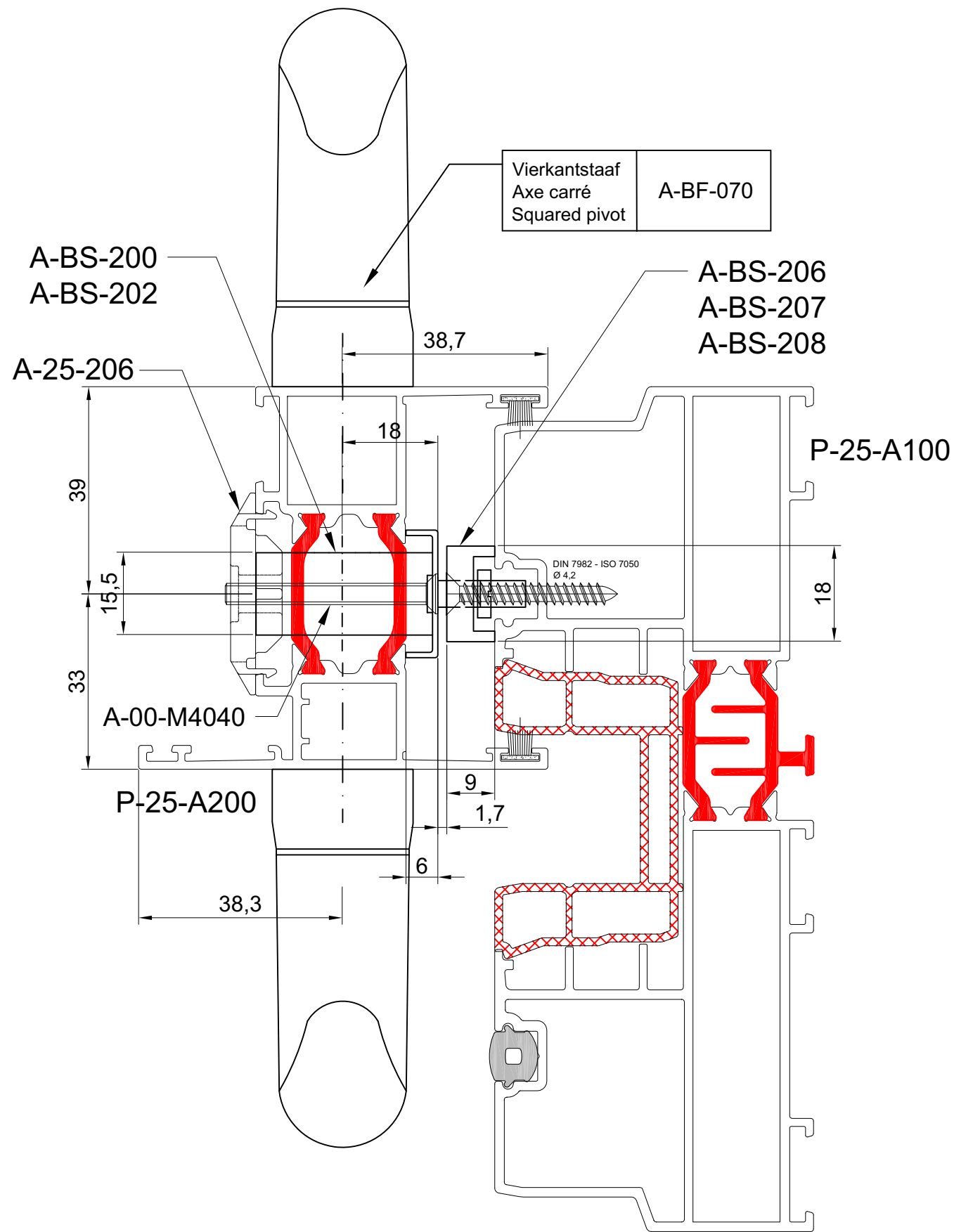


	A	B	C
A-BH-018	620	1020	-
A-BH-021	770	1220	1620
A-BH-024	770	1220	1920
A-BH-027	770	1220	2220



- A-BH-215 = 975mm
- A-BH-220 = 1580mm
- A-BH-225 = 1895mm
- A-BH-232 = 2680mm

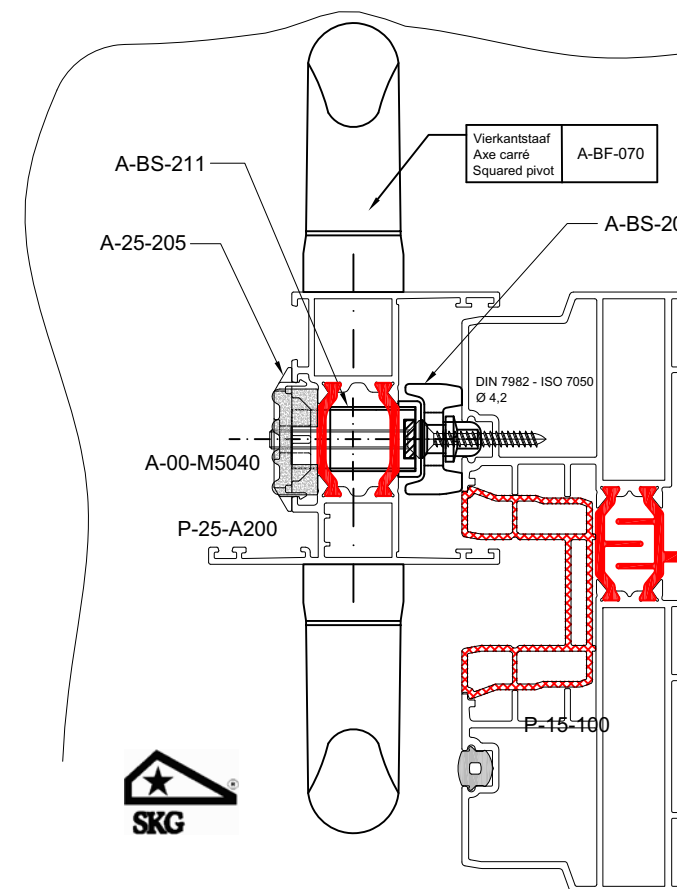




	Slottype Type serrure Locktype	Slotplaat Gache Lockplate
Haakslot Serrure à crochet Lock with hook	A-BS-202	A-BS-206
Pentalock 5 punt Pentalock 5 point Pentalock 5 point	A-BS-200	A-BS-206 A-BS-207 (4x) A-BS-208

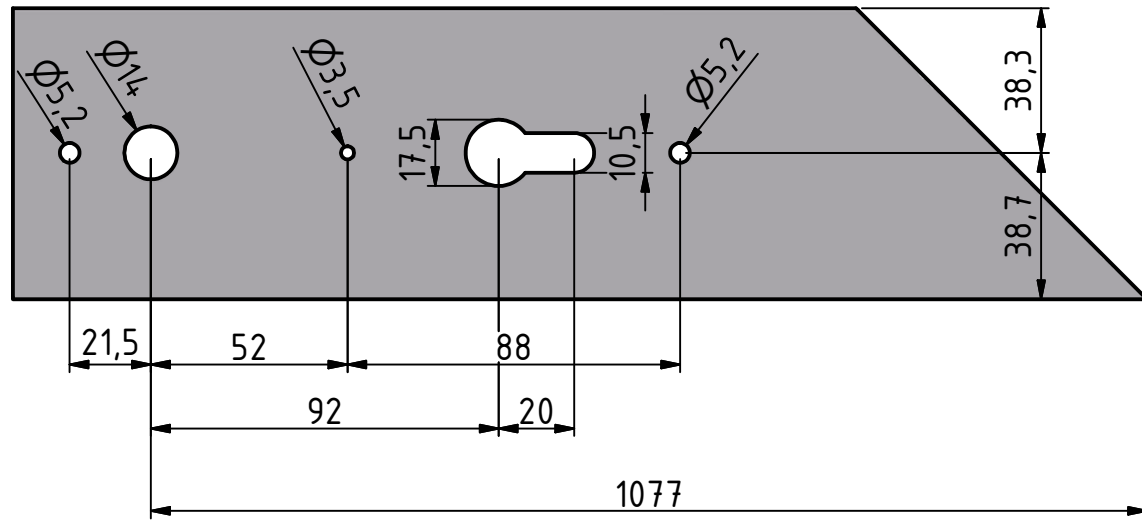
Afwerking Finition Finish	Cilinder Cylindre Cylinder	Veiligheids cil. Cyl. sécurité Safety cyl.	Cilinder 1/2 Cylindre 1/2 Cylinder 1/2
Langschild Plaque longue Long plate 12,5 mm	A-00-CE4550	-	A-00-CE50

Schroeven - Vis - Screws	
Langschild binnen + buiten Plaque longue int. + ext. Long plate int. + ext.	DIN 965 ISO 7046 A-00-M5090

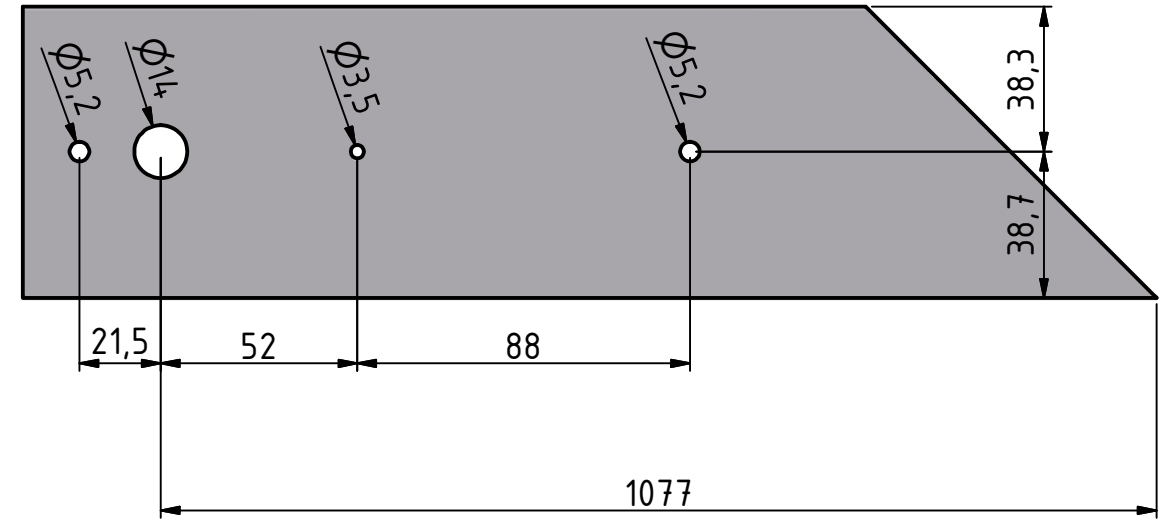


Kolosdeur.dwg

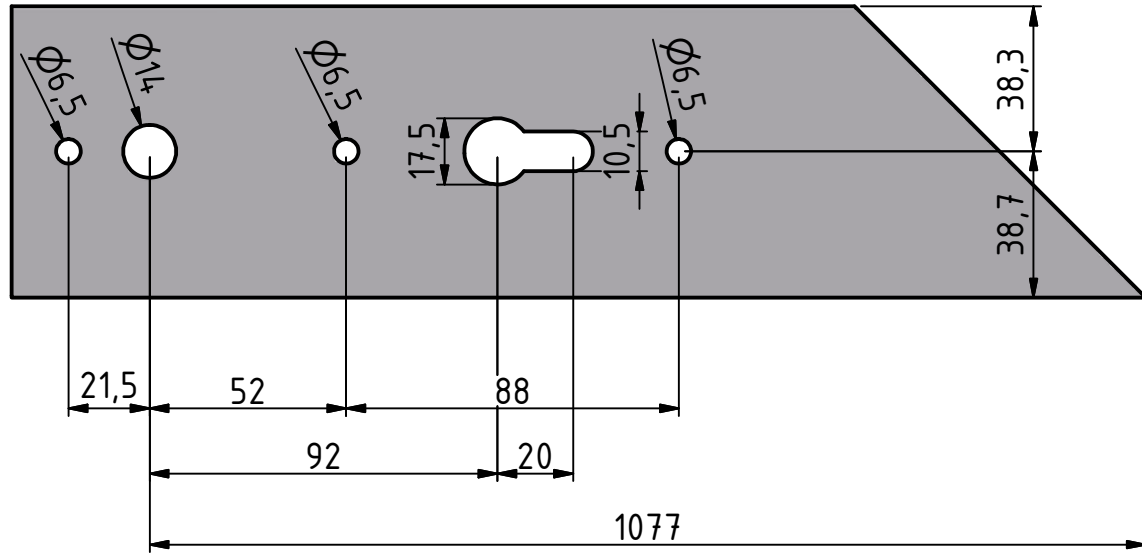
A-BS-213
A-BS-215
A-BS-218



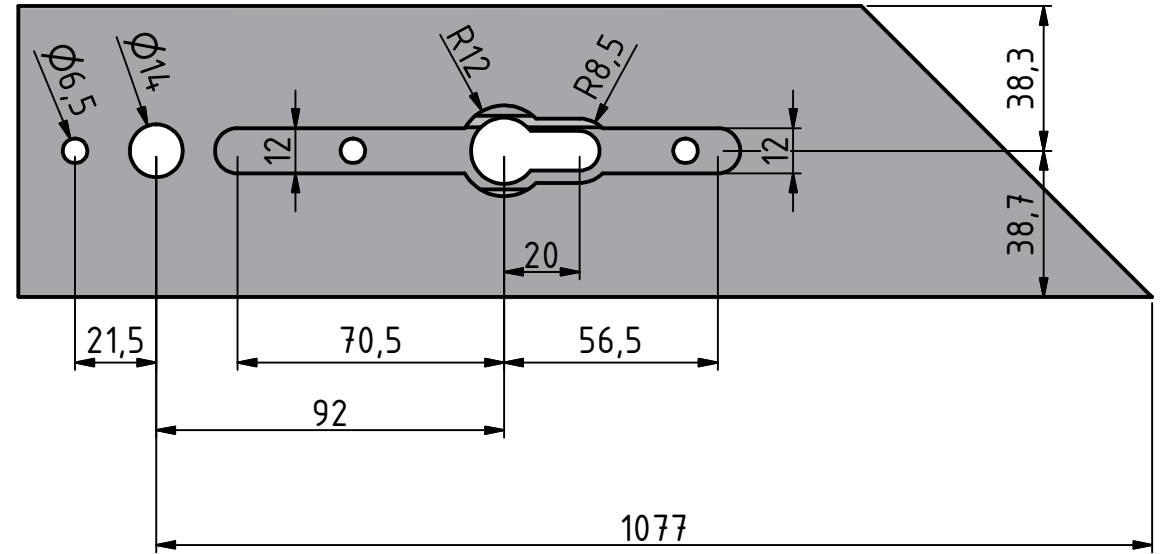
A-BS-214
A-BS-216
A-BS-217
A-BS-219
A-BS-220
A-BS-221



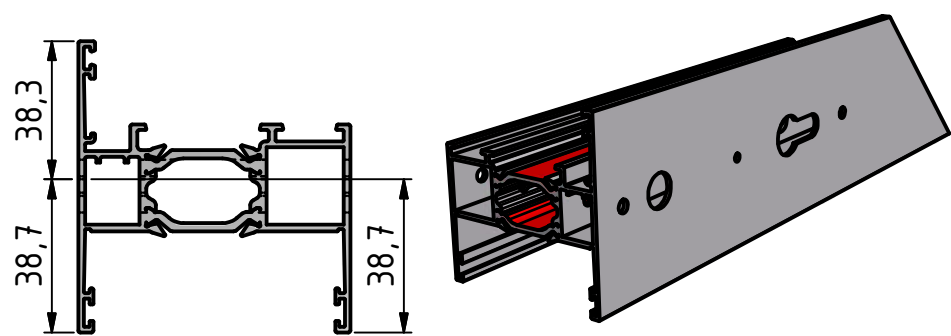
A-BS-223



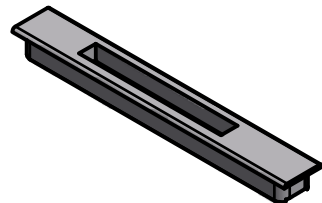
A-BS-222



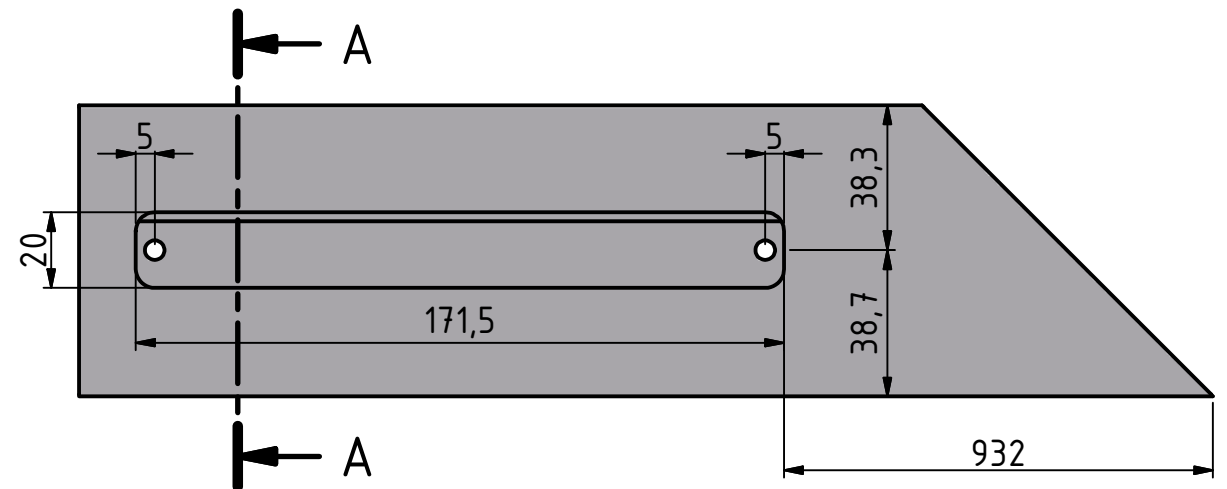
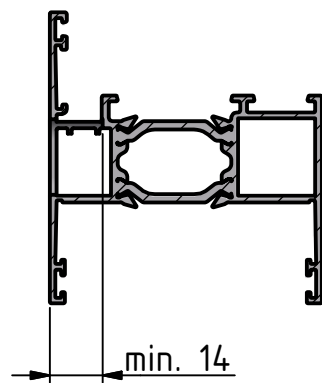
OUT IN

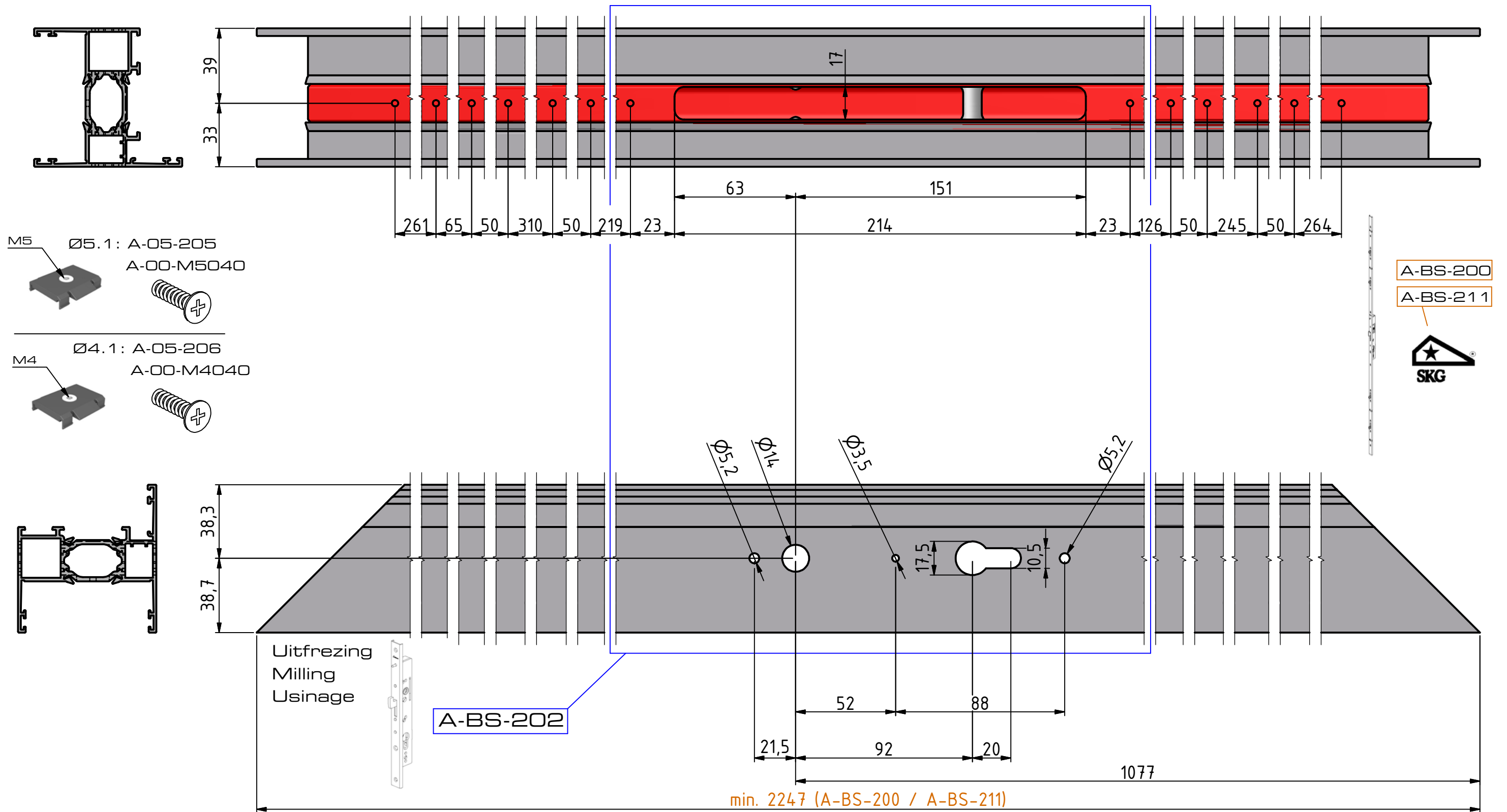


A-BS-231



A-A



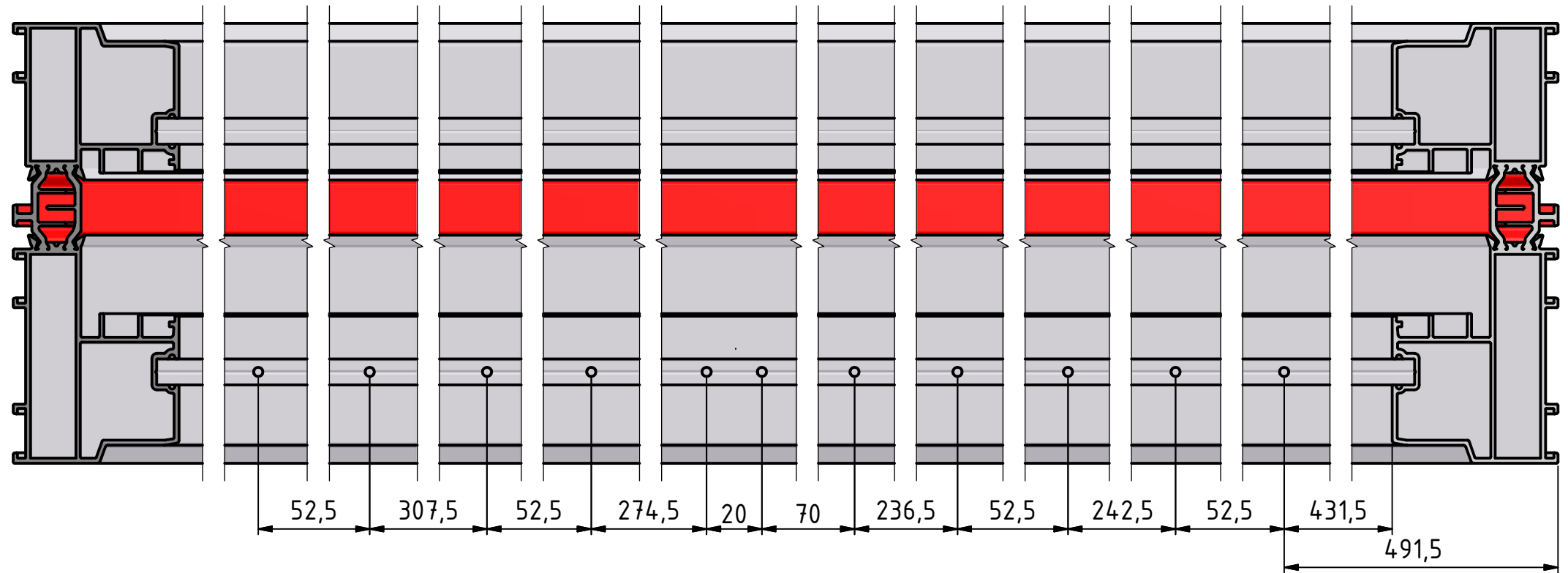
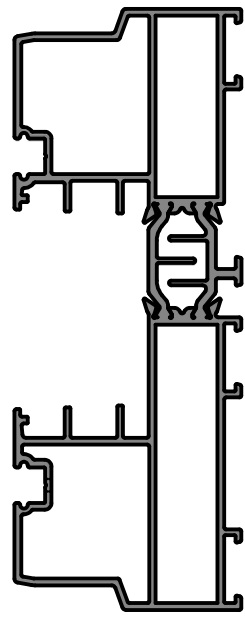


Uitfrezing
Milling
Usinage

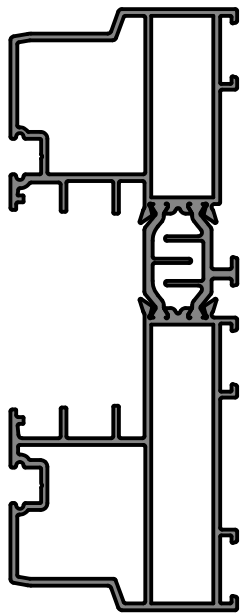
1 x A-BS-206



4 x A-BS-207

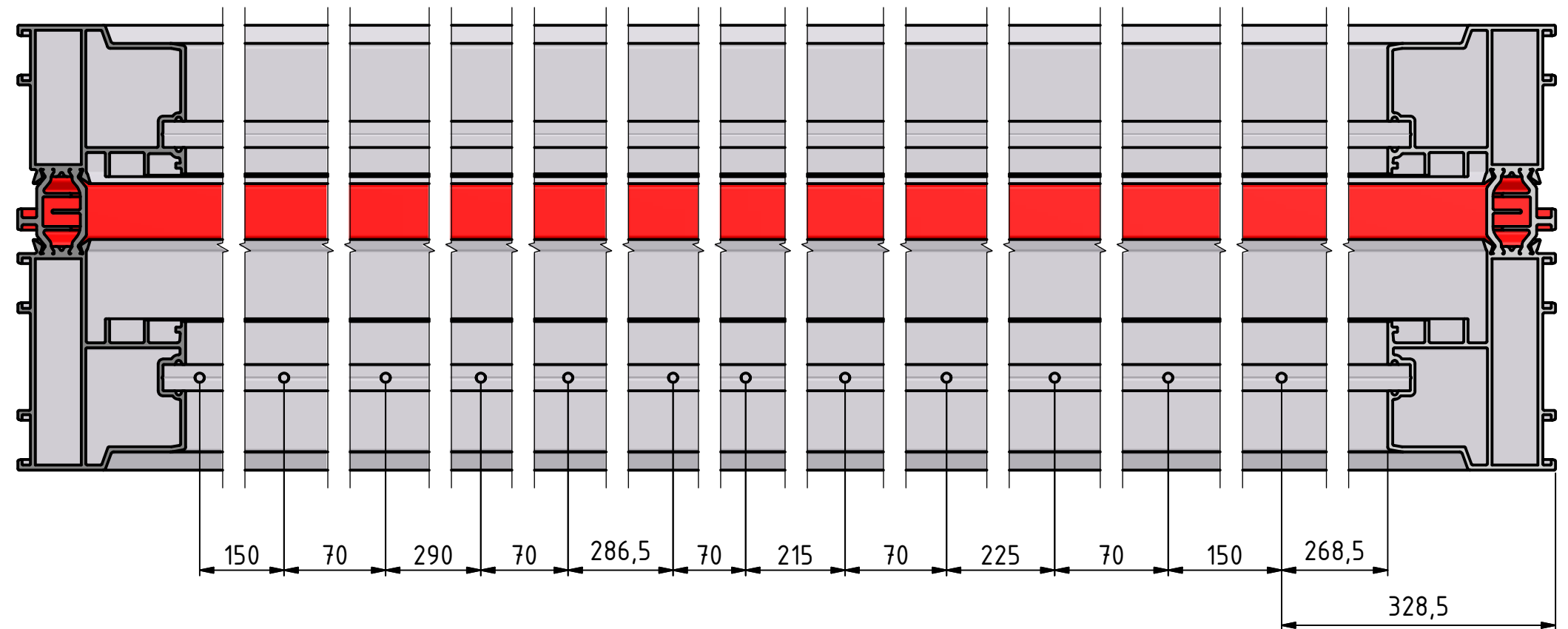


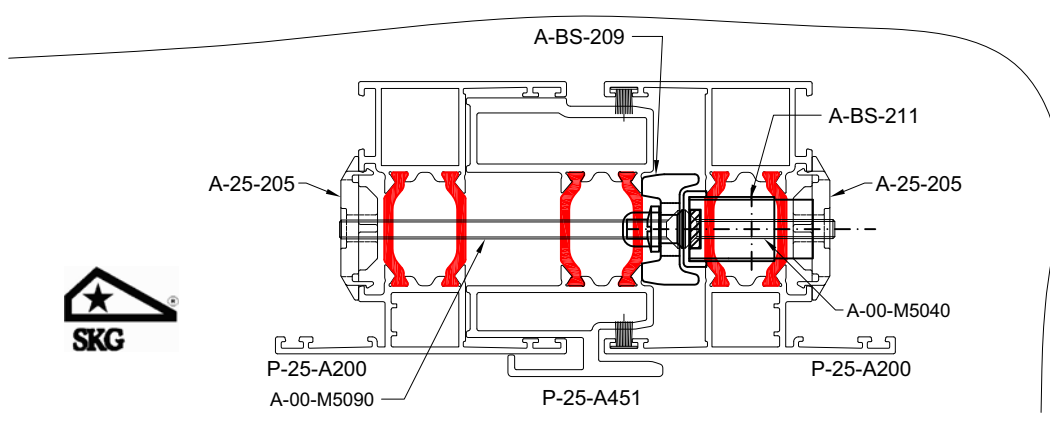
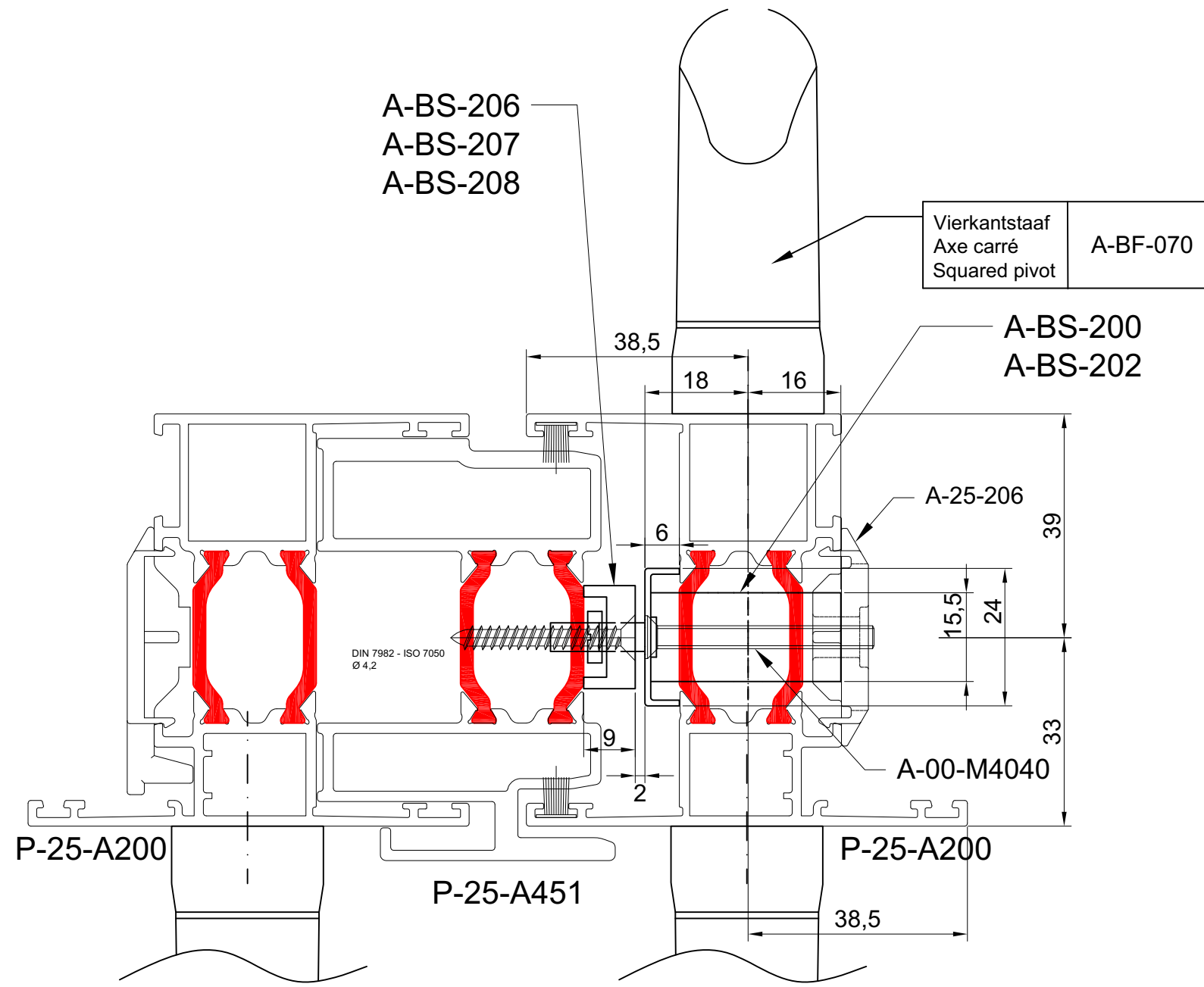
Uitfrezing
Milling
Usinage



A-BS-208

A-BS-209





	Slottype Type serrure Locktype	Slotplaat Gache Lockplate
Haakslot Serrure à crochet Lock with hook	A-BS-202	A-BS-206
Pentalock 5 punt Pentalock 5 point Pentalock 5 point	A-BS-200	A-BS-206 A-BS-207 (4x) A-BS-208

Afwerking Finition Finish	Cilinder Cylindre Cylinder	Veiligheids cil. Cyl. sécurité Safety cyl.	Cilinder 1/2 Cylindre 1/2 Cylinder 1/2
Langschild Plaque longue Long plate 12,5mm	A-00-CE4550	-	A-00-CE50

Schroeven - Vis - Screws	
Langschild binnen + buiten Plaque longue int. + ext. Long plate int. + ext.	DIN 965 ISO 7046 A-00-M5090

