
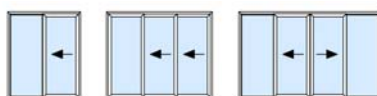


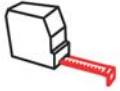
# **blyweert**<sup>®</sup>

aluminium  
exactly your profile



## Pegase P32





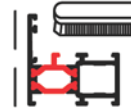
Lengte (mm)  
Longueur (mm)  
Length (mm)



Omtrek  
Périmètre  
Perimeter



Kleur  
Couleur  
Color



Anodisatie-omtrek  
Périmètre pour l'anodisation  
Perimeter for anodisation



Brut  
Brute  
Mill finish



Pershoek  
Clame à sertir  
Clamping corner



Zwart  
Noir  
Black



Schroefhoek  
Clame à visser  
Square coupling joint



Wit  
Blanc  
White



T-verbinding  
Assemblage traverse  
Connection for transom



RAL  
RAL  
RAL



Variabele hoekverbinding  
Clame variable  
Adjustable connecting component



Pagina  
Page  
Page



Primaire zichtzijde  
Surface primaire  
Primary surface



Toepassing  
Application  
Application



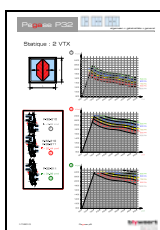
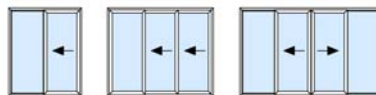
Secundaire zichtzijde  
Surface secondaire  
Secondary surface



Kapmatrijs  
Poinçonneuse  
Punch tool


AN

Geanodiseerd  
Anodisé  
Anodised




Algemeen  
Généralités  
General

p. 5




Profielen  
Profils  
Profiles

p. 11



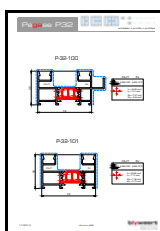
Gasket  
Joints  
Rubber

p. 17



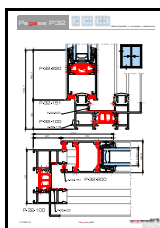
Toebehoren  
Accessoires  
Accessories

p. 21




Profielen  
Profils  
Profiles

p. 43



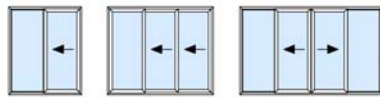
Doorsneden  
Coupes  
Sections

p. 65

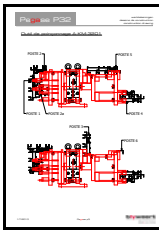


Zaagtabellen  
Feuilles de débit  
Sawing table

p. 91

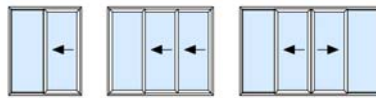


Pegase P32



Wertekeningen  
Dessins de construction  
Construction drawing

p. 99



## 1- Les cales d'assise C1

Les cales d'assise C1 qui transmettent le poids du vitrage au châssis et répartissent les efforts sur les organes de rotation et de fixation;

Le calage d'assise est obligatoire, sauf dans le cas d'une menuiserie bois avec vitrage simple dont :

- l'épaisseur est au plus égale à 4 mm;
- et dont le poids est inférieur à 8 kg ou dont la largeur est au plus égale à 0.60 m.

Ces cales peuvent être continues sur toute la largeur utile de la feuillure. Cette disposition ne s'applique pas aux profilés extrudés en caoutchouc et thermoplastiques en U.

Dans le cas de feuillures drainées, les cales ne doivent pas empêcher le système de drainage de fonctionner.

Dans certains cas de menuiserie (feuillure portefeuille en châssis ouvrant à la française ou à l'anglaise, etc.), un système mécanique de compensation doit permettre le réglage des cales en partie haute. Le système mécanique de compensation prévu généralement en partie haute doit permettre le réglage et la mise en contact des cales avec le chant du vitrage. Ce réglage fin permet en outre l'équerrage du vantail.

Dans le cas de châssis coulissant, les cales C1 transfèrent le poids du vitrage au droit des points de roulage.

## 2- Les cales périphériques C2

Les cales périphériques C2 qui évitent le déplacement des vitrages dans leur plan ;

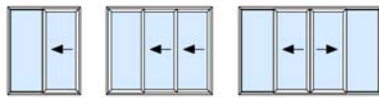
Après mise en place des cales d'assise, les cales périphériques sont disposées sur les chants afin d'assurer le positionnement du vitrage dans son plan. Ces cales sont ajustées entre vitrage et châssis.

## 3- Les cales périphériques de sécurité C3

Les cales périphériques de sécurité C3 qui évitent un contact éventuel entre vitrage et châssis;

Ces cales doivent permettre d'éviter, lors d'une déformation du châssis, la mise en contact du fond de feuillure avec le bord du vitrage. Ces cales doivent être mises en place durablement de manière indépendante du vitrage. Dans le cas de châssis en bois, elles sont obligatoires si l'une des dimensions du vitrage dépasse 1.50m.

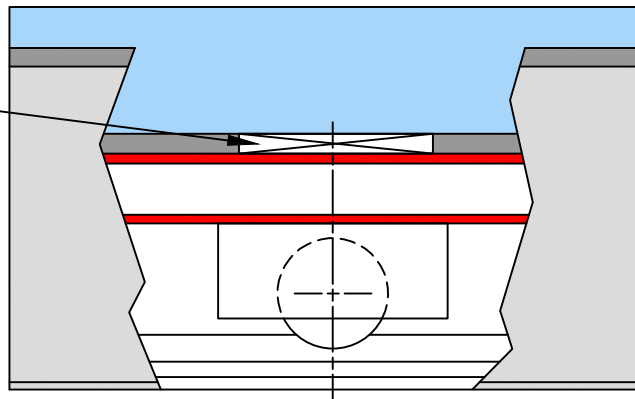
( Suivant NF DTU 39 P1-1 )



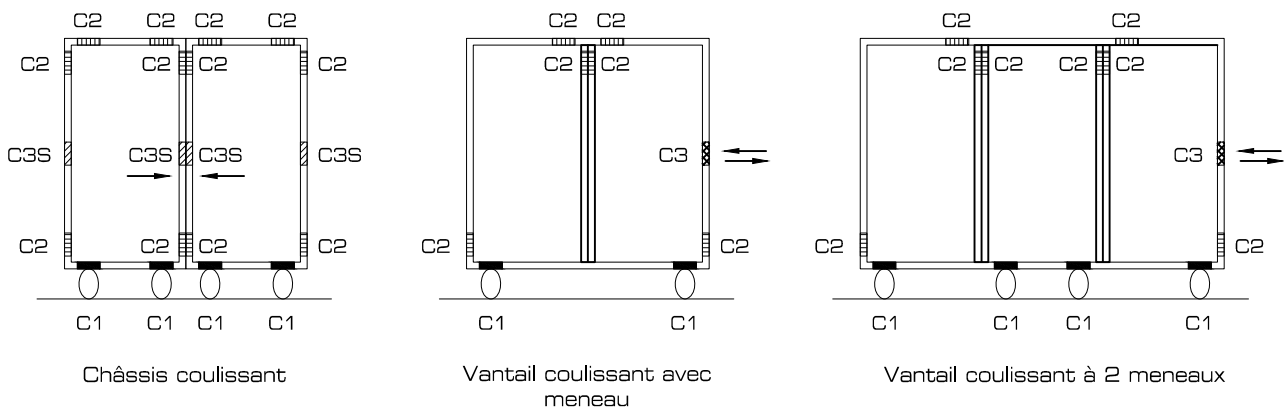
## 4- Les cales de solidarisation C3S

Les cales de solidarisation sont destinées à limiter les effets de sollicitations intéressant la menuiserie, notamment dans son plan lors des manutentions et fonctionnement. Elles permettent également d'éviter le contact des profilés avec le chant des vitrages. Elles sont placées à mi-distance de la portée susceptible de se déformer.

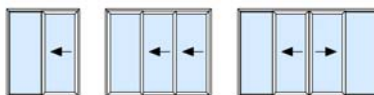
Les cales C1 sont placées au droit des points de roulement.



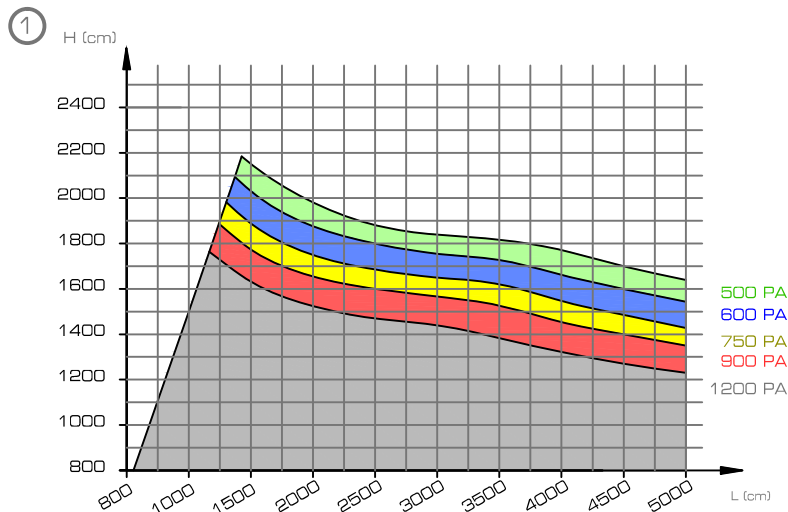
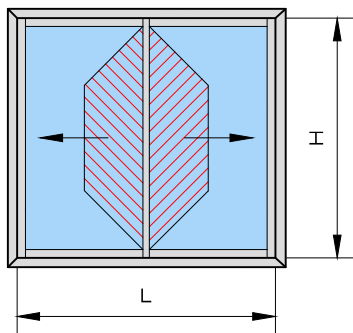
Référence galets	A-32-162	A-32-160 / A-32-161
Charge maxi Kg/vtl	90	140



( Suivant NF DTU 39 P1-1 )



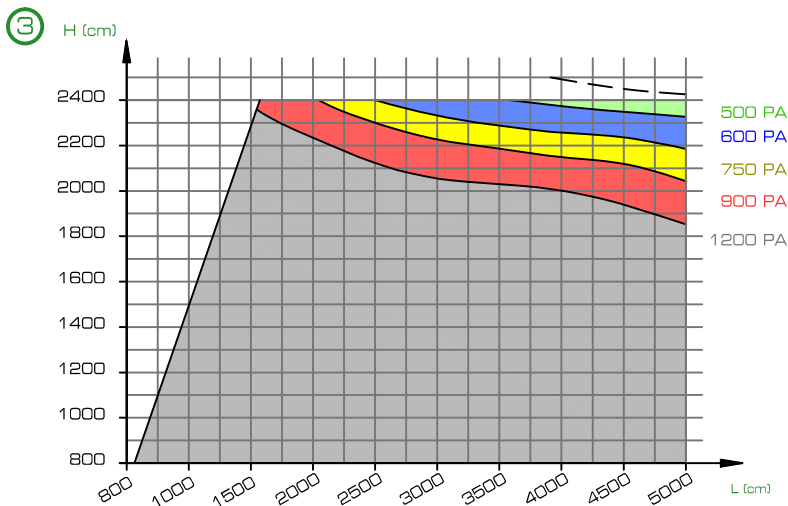
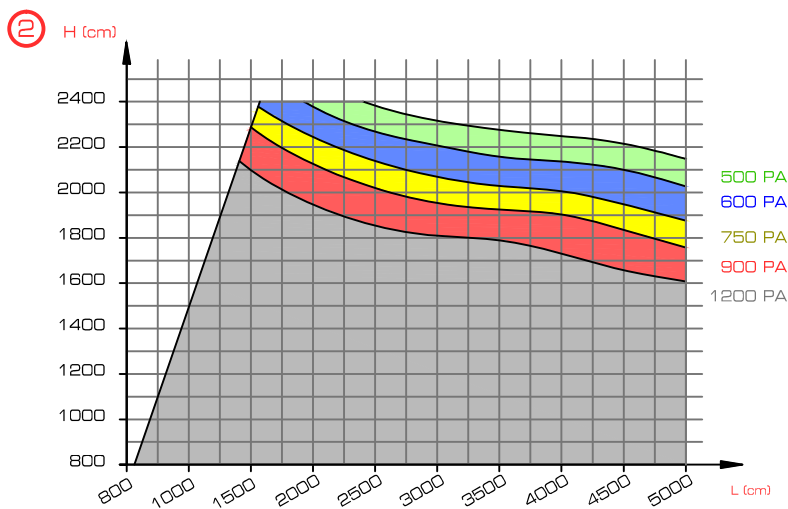
## Statique : 2 VTX

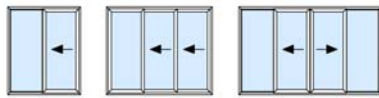


P-32-210  
 $I'_x = 9.92 \text{ cm}^4$   
 ①

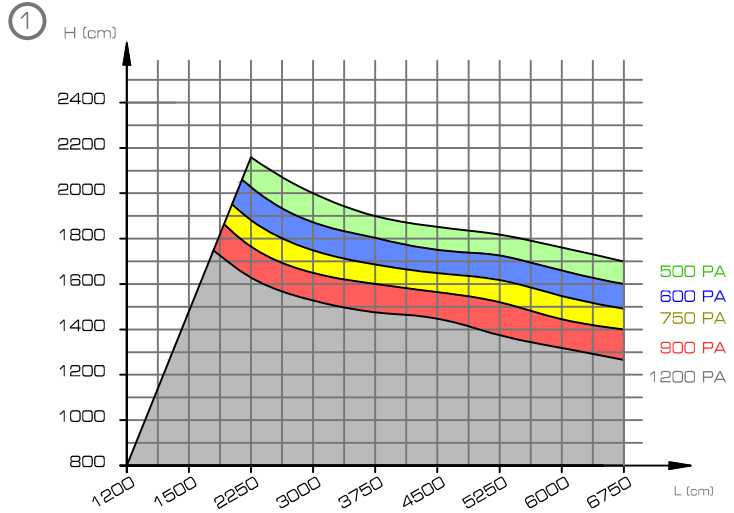
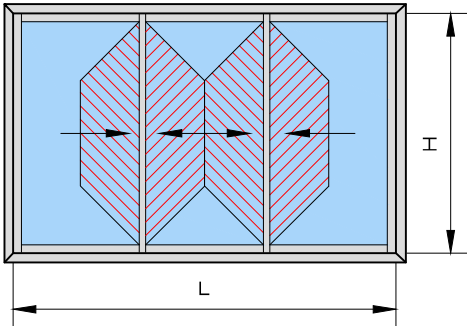
P-32-210  
 P-32-211  
 $I'_x = 22.44 \text{ cm}^4$   
 ②

P-32-211  
 $I'_x = 34.96 \text{ cm}^4$   
 ③

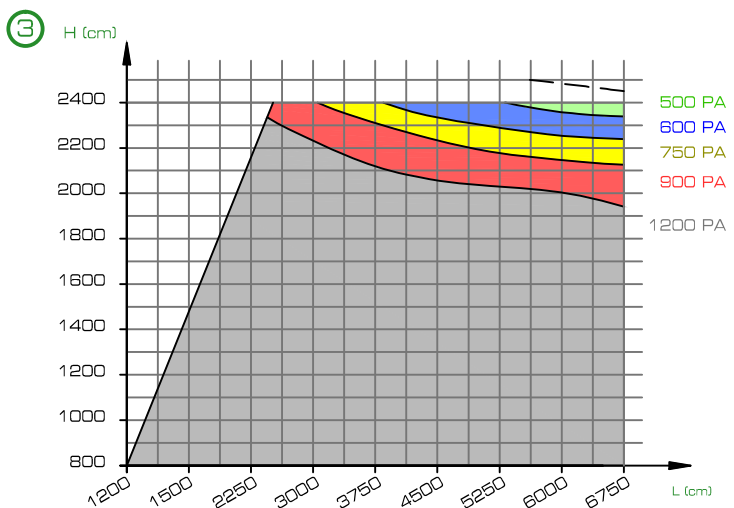
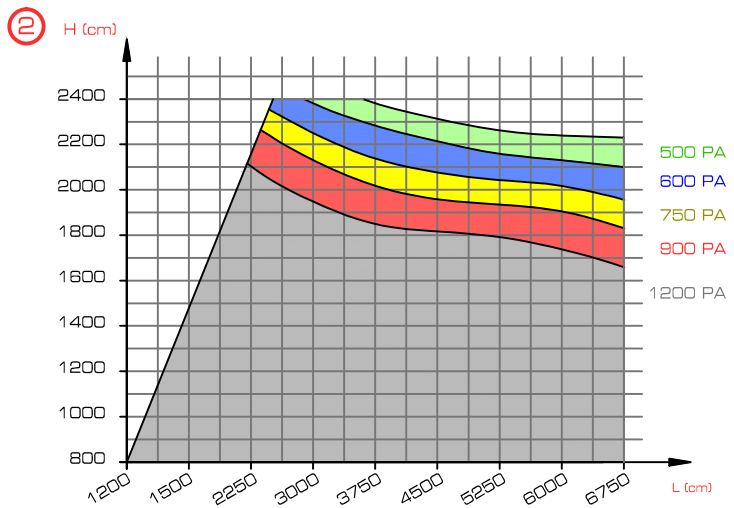




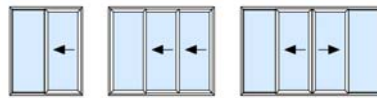
## Statique : 3 VTX



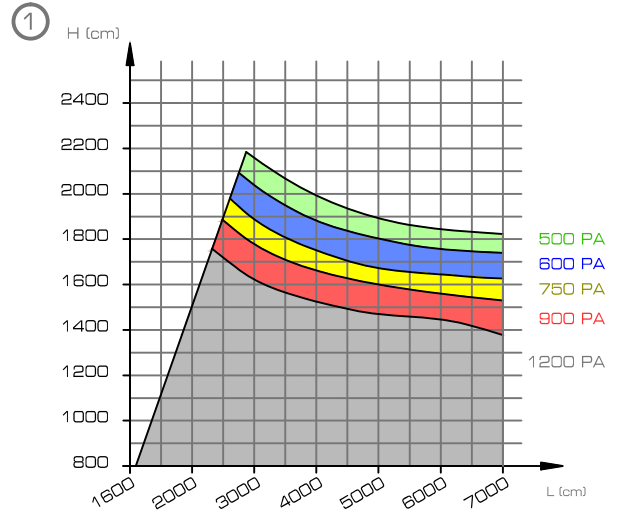
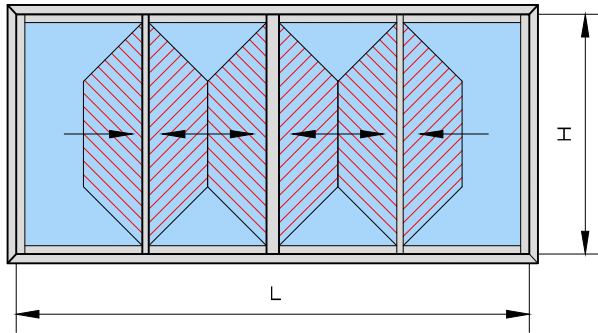
	<b>P-32-210</b> $I'x = 9.92 \text{ cm}^4$ ①
	<b>P-32-210</b> <b>P-32-211</b> $I'x = 22.44 \text{ cm}^4$ ②
	<b>P-32-211</b> $I'x = 34.96 \text{ cm}^4$ ③

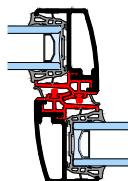






## Statique : 4 VTX



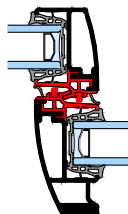


**P-32-210**

$I'x = 9.92 \text{ cm}^4$

①

---

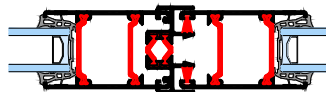


**P-32-210**  
**P-32-211**

$I'x = 22.44 \text{ cm}^4$

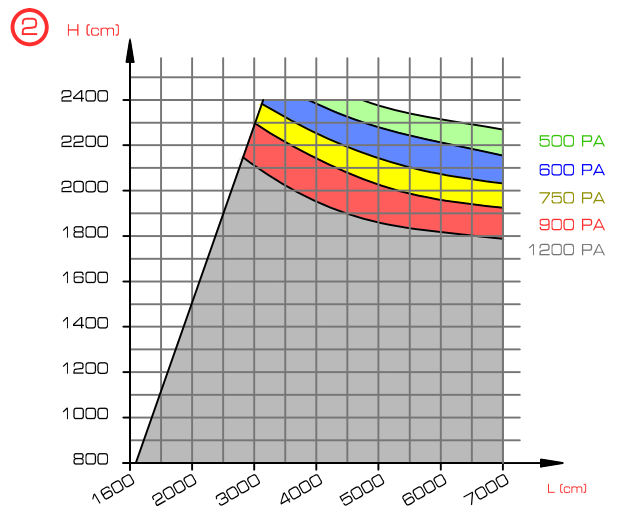
②

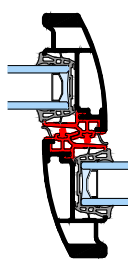
---



**P-32-200**

$I'x = 29.18 \text{ cm}^4$



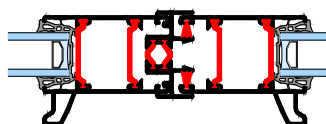


**P-32-211**

$I'x = 34.96 \text{ cm}^4$

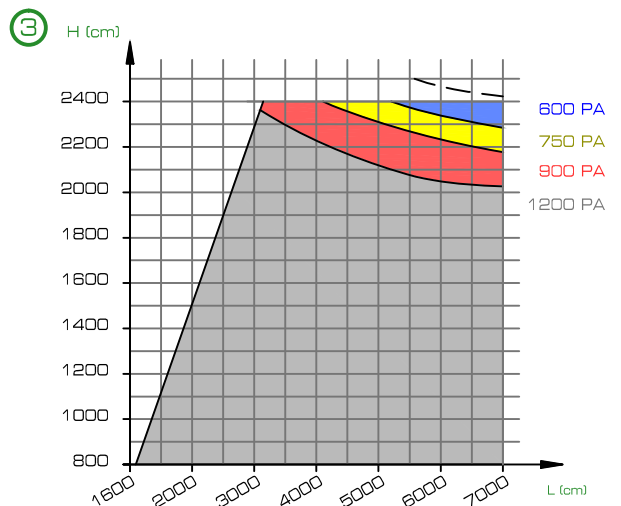
③

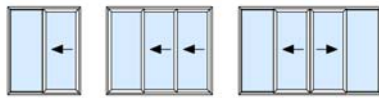
---



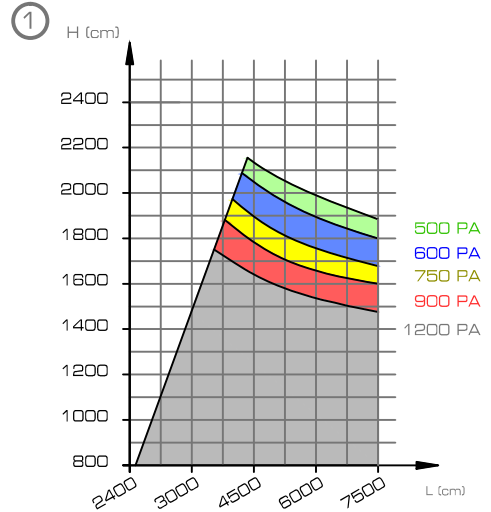
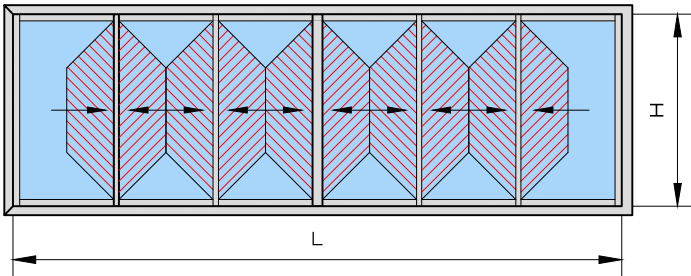
**P-32-201**

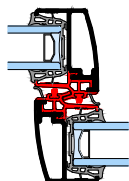
$I'x = 42.38 \text{ cm}^4$





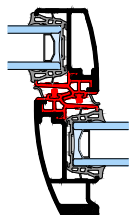
## Statique : 6 VTX





**P-32-210**  
 $I_x = 9.92 \text{ cm}^4$

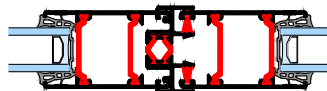
①



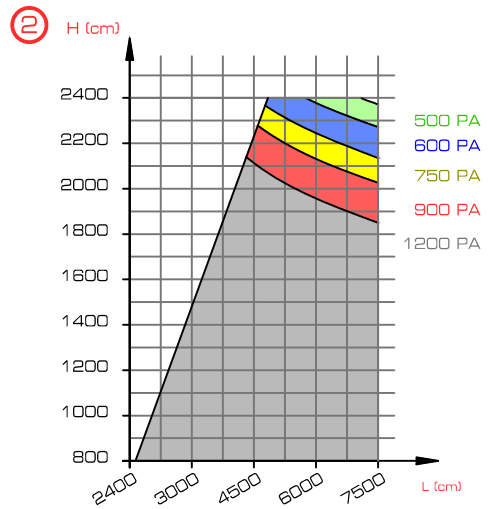
**P-32-210**  
**P-32-211**  
 $I_x = 22.44 \text{ cm}^4$

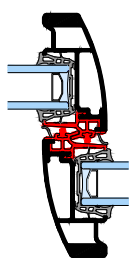
②

---



**P-32-200**  
 $I_x = 29.18 \text{ cm}^4$

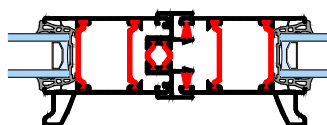




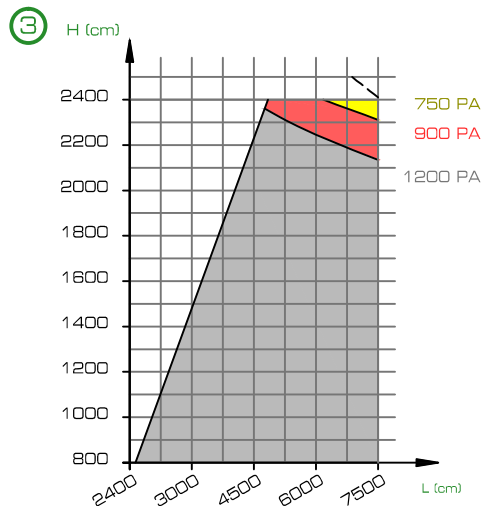
**P-32-211**  
 $I_x = 34.96 \text{ cm}^4$

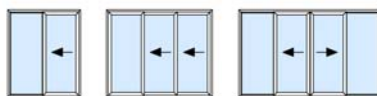
③

---

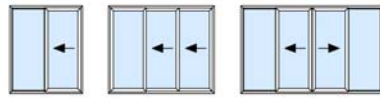



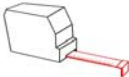




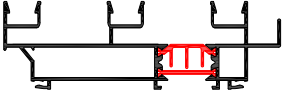
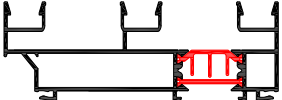


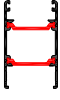
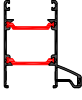
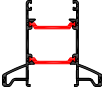
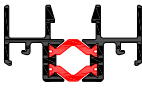

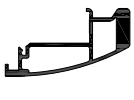
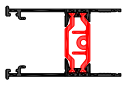
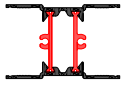
**P-32-201**  
 $I_x = 42.38 \text{ cm}^4$

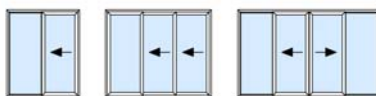




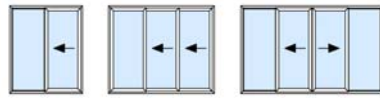
	P-32-100	6500	Ral Bicolor Brut	514mm	--mm	p. 43
	P-32-101	6500	Ral Bicolor Brut	455mm	--mm	p. 43
	P-32-102	6500	Ral Bicolor Brut	512mm	--mm	p. 44
	P-32-103	6500	Ral Bicolor Brut	453mm	--mm	p. 44
	P-32-105	6500	Ral Bicolor Brut	532mm	--mm	p. 45
	P-32-106	6500	Ral Bicolor Brut	474mm	--mm	p. 45
	P-32-107	6500	Ral Bicolor Brut	524mm	--mm	p. 46
	P-32-108	6500	Ral Bicolor Brut	465mm	--mm	p. 46
	P-32-109	6500	Ral Bicolor Brut	621mm	--mm	p. 47
	P-32-110	6500	Ral Bicolor Brut	722mm	--mm	p. 48
	P-32-111	6500	Ral Bicolor Brut	663mm	--mm	p. 48


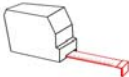





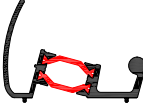












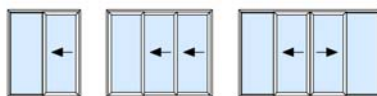
						
	P-32-115	6500	Ral Bicolor Brut	739mm	--mm	p. 49
	P-32-116	6500	Ral Bicolor Brut	680mm	--mm	p. 49
	P-32-150	6500	INOX		--mm	p. 49
	P-32-151	6500	AN	80mm	--mm	p. 55
	P-32-200	6700 4450 2250	Ral Bicolor Brut	354mm	--mm	p. 50
	P-32-201	6700 4450 2250	Ral Bicolor Brut	387mm	--mm	p. 50
	P-32-202	6700 4450 2250	Ral Bicolor Brut	425mm	--mm	p. 51
	P-32-205	6500	Ral Bicolor Brut	270mm	--mm	p. 51
	P-32-210	6700 4450 2250	Ral Brut	174mm	--mm	p. 52
	P-32-211	6700 4450 2250	Ral Brut	212mm	--mm	p. 52
	P-32-220	6700 4450 2250	Ral Bicolor Brut	373mm	--mm	p. 53
	P-32-221	6700	Ral Bicolor Brut	358mm	--mm	p. 53


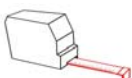

















	P-32-500	6500	PVC	--	--mm	p. 54
	P-32-502	6700	PVC	--	--mm	p. 54
	P-32-700	6500	Ral Brut	180mm	--mm	p. 55
	P-32-701	6500	Ral Brut	218mm	--mm	p. 55
	P-31-540	6500	Ral Bicolor Brut	292mm	116mm	p. 56
	P-31-541	6500	Ral Bicolor Brut	224mm	68mm	p. 56
	P-31-545	6500	Ral Bicolor Brut	241mm	64mm	p. 57
	P-31-546	6500	Ral Bicolor Brut	325mm	175.4mm	p. 57
	P-31-550	6500	Ral Brut	124mm	25mm	p. 58
	P-31-551	6500	Ral Brut	96mm	25mm	p. 58
	P-31-740	6500	Ral Bicolor Brut	321mm	71mm	p. 59
	P-31-741	6500	Ral Bicolor Brut	352mm	89mm	p. 59



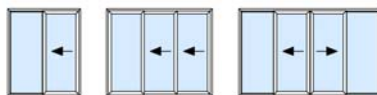
						
	P-31-742	6500	Ral Bicolor Brut	285mm	48mm	p. 59
	P-31-743	6500	Ral Bicolor Brut	298mm	62mm	p. 59
	P-31-760	6500	Ral Brut	240mm	87mm	p. 60
	P-31-761	6500	Ral Brut	300mm	117mm	p. 60
	P-31-762	6500	Ral Brut	359mm	147mm	p. 60
	P-31-763	6500	Ral Brut	420mm	177mm	p. 60
	P-31-764	6500	Ral Brut	257mm	128mm	p. 60
	P-31-770	6500	Ral Brut	206mm	47mm	p. 61
	P-31-771	6500	Ral Brut	246mm	67mm	p. 61
	P-31-772	6500	Ral Brut	286mm	87mm	p. 61
	P-31-773	6500	Ral Brut	326mm	107mm	p. 61
	P-31-775	6500	Ral Brut Ano			p. 61



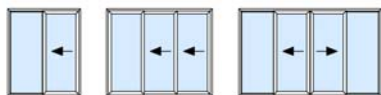
						
	P-31-800	6500	Ral Brut	56mm	32mm	p. 62
	P-31-801	6500	Ral Brut	76mm	42mm	p. 62
	P-31-802	6500	Ral Brut	96mm	52mm	p. 62
	P-31-803	6500	Ral Brut	136mm	72mm	p. 62
	P-31-804	6500	Ral Brut	176mm	92mm	p. 62
	P-31-805	6500	Ral Brut	43mm	8mm	p. 62
	P-00-703	6500	Ral Brut	334.3mm	134.5mm	p. 63
	P-00-704	6500	Ral Brut	327.8mm	137mm	p. 63
	P-00-705	6500	Ral Brut	273.3mm	108.5mm	p. 63
	P-00-706	6500	Ral Brut	407.8mm	196.1mm	p. 63
	P-00-707	6500	Ral Brut	369.4mm	146.7mm	p. 63










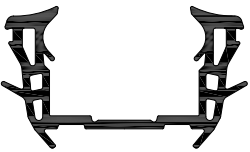









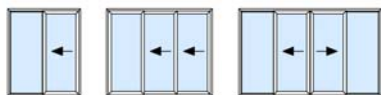
				
	<p><b>A-00-119</b></p> <p>Joint brosse 6.9x5.5mm</p>	<p>-LM 325</p> 	●	P-31-7..
	<p><b>A-00-150</b></p> <p>Joint brosse 4.8x9.25mm</p>	<p>-LM 100</p> 	●	P-32-220
	<p><b>A-00-151</b></p> <p>Joint brosse 4.8x10.5mm</p>	<p>-LM 100</p> 	●	P-32-200 -201 -202
	<p><b>A-00-152</b></p> <p>Joint mousse 4.8x5.1mm</p>	<p>-LM 100</p> 	●	P-32-210 -211
	<p><b>A-GS-134</b></p> <p>Joint fond de joint DPM et tappé</p>	<p>-LM100</p> 	●	P-31-7..



gasket • joints • rubber

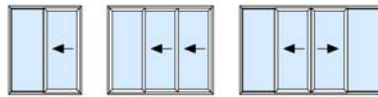
# Pegase P32

				
 <p><b>A-GS-403</b> Joint étanchéité</p>	-LM 200 	●		P-31-5..
 <p><b>A-GS-450</b> Joint de vitrage portefeuille 24mm</p>	-LM 50 	●		P-32-2..
 <p><b>A-GS-451</b> Joint de vitrage portefeuille 28mm</p>	-LM 50 	●		P-32-2..
 <p><b>A-GS-452</b> Joint de vitrage portefeuille 30mm</p>	-LM 50 	●		P-32-2..
 <p><b>A-GS-453</b> Joint de vitrage portefeuille 32mm</p>	-LM 50 	●		P-32-2..

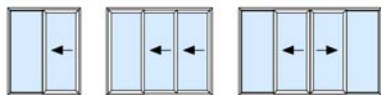


<p>A-GS-701</p> <p>Joint de dilatation</p>	<p>-LM 100</p>		<p>P-31-550</p>





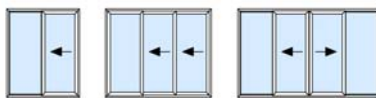
	<p><b>A-32-100</b></p> <p>Bouchon d'isolation montant latéral</p>	<p>-ST 4 -ST 50</p>		<p>P-32-200 -201 -202</p> <p>A-KM-3202</p>
	<p><b>A-32-101</b></p> <p>Bouchon d'isolation montant chicane Ensemble ( 1 droit + 1 gauche )</p>	<p>-ST 1 -ST 20</p>		<p>P-32-210 -211</p> <p>A-KM-3202</p>
	<p><b>A-32-102</b></p> <p>Bouchon cache usinage traverse basse / montant chicane Ensemble ( 2 droits + 2 gauches )</p>	<p>-ST 1 -ST 20</p>		<p>P-32-210 -211</p> <p>A-KM-3202</p>
	<p><b>A-32-103</b></p> <p>Embout plat renfort montant latéral ouvrant ensemble ( 1 droit + 1 gauche )</p>	<p>-ST 1 -ST 20</p>		<p>P-32-201 -202</p> <p>A-KM-3202</p>
	<p><b>A-32-104</b></p> <p>Embout coudé renfort montant latéral ouvrant Ensemble ( 1 droit + 1 gauche )</p>	<p>-ST 1 -ST 20</p>		<p>P-32-201 -202</p> <p>A-KM-3202</p>



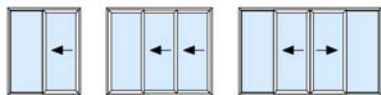
# Pegase P32

toebehoren • accessoires • accessories

			
 <p><b>A-32-105</b></p> <p>Embout plat renfort montant chicane ouvrant ensemble ( 1 droit + 1 gauche )</p>	<p>-ST 1 -ST 20</p> 	<p>● ○</p>	<p>P-32-211</p>  <p>A-KM-3202</p>
 <p><b>A-32-106</b></p> <p>Embout coudé renfort montant chicane ouvrant ensemble ( 1 droit + 1 gauche )</p>	<p>-ST 1 -ST 20</p> 	<p>● ○</p>	<p>P-32-211</p>  <p>A-KM-3202</p>
 <p><b>A-32-107</b></p> <p>Cale d'étanchéité centrale inter-rails ensemble ( 2 pièces)</p>	<p>-ST 1 -ST 20</p> 	<p>●</p>	<p>P-32-1..</p>
 <p><b>A-32-108</b></p> <p>Embout gorge récupération des eaux dormant ensemble ( 1 droit + 1 gauche )</p>	<p>-ST 1 -ST 20</p> 	<p>● ○</p>	<p>P-32-1..</p>  <p>A-KM-3202</p>
 <p><b>A-32-109</b></p> <p>Embout chicane vantaux bout à bout ensemble ( 2 pièces)</p>	<p>-ST 1 -ST 20</p> 	<p>● ○</p>	<p>P-32-205</p>  <p>A-KM-3202</p>



				
	<p><b>A-32-110</b></p> <p>Bouchon cache usinage traverse intermédiaire / montant chicane</p>	<p>-ST 1 -ST 40</p> 	 	P-32-221
	<p><b>A-32-111</b></p> <p>Busette ronde évacuation d'eau inter-rails Ø12mm</p>	<p>-ST 10 -ST 100</p> 		P-32-1..
	<p><b>A-32-112</b></p> <p>Pièce d'étanchéité sous rail 15mm</p>	<p>-ST 100</p> 		P-32-1..
	<p><b>A-32-113</b></p> <p>Busette à clapet</p>	<p>-ST 100</p> 	 	P-32-1..
	<p><b>A-32-114</b></p> <p>Cale de vitrage 32X2</p>	<p>-ST 100 -ST 1000</p> 		P-32-220

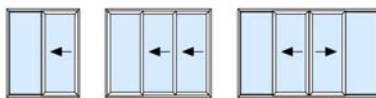
















# Pegase P32

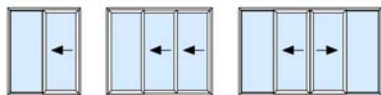
toebehoren • accessoires • accessories

				
 <p><b>A-32-115</b></p> <p>Clip pour cale d'étanchéité</p>	<p>-ST 1 -ST 20</p> 	●		
 <p><b>A-32-160</b></p> <p>Galets double réglables roulement aiguilles et roues en delrin 140 kg par vantail</p>	<p>-ST 4 -ST 40</p> 			P-32-220
 <p><b>A-32-161</b></p> <p>Galets double réglables roulement aiguilles et roues en inox 140 kg par vantail</p>	<p>-ST 4 -ST 40</p> 			P-32-220
 <p><b>A-32-162</b></p> <p>Galets double réglables roulement à billes et roues en polyamide 30% FV90 kg par vantail</p>	<p>-ST 4 -ST 40</p> 			P-32-220
 <p><b>A-00-700</b></p> <p>Rivet</p>	<p>-ST 100</p> 			P-32-220





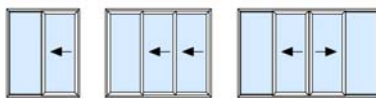
				
	<p><b>A-00-K051</b></p> <p>Eclisse bavette 65mm</p>	-ST 1 		P-31-760
	<p><b>A-00-K080</b></p> <p>Eclisse bavette 95mm</p>	-ST 1 		P-31-761
	<p><b>A-00-K110</b></p> <p>Eclisse bavette 125mm</p>	-ST 1 		P-31-762
	<p><b>A-00-K140</b></p> <p>Eclisse bavette 155mm</p>	-ST 1 		P-31-763
	<p><b>A-30-105</b></p> <p>Embout pour P-31-546</p>	-ST 1 -ST 10 		P-31-546



# Pegase P32

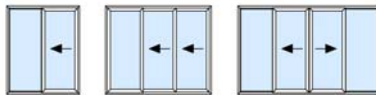
toebehoren • accessoires • accessories



			
 <p><b>A-30-115</b></p> <p>Pièce de liaison patte de fixation/ dormant avec visserie A-GV-004, A-GV-006 et A-GV-007</p>	<p>-ST 10 -ST 100</p> 		<p>P-32-1..</p>
 <p><b>A-30-300</b></p> <p>Paires d'oreille bavette 65mm</p>	<p>-ST 1</p> 		<p>P-31-760</p>
 <p><b>A-30-301</b></p> <p>Paires d'oreille bavette 95mm</p>	<p>-ST 1</p> 		<p>P-31-761</p>
 <p><b>A-30-302</b></p> <p>Paires d'oreille bavette 125mm</p>	<p>-ST 1</p> 		<p>P-31-762</p>
 <p><b>A-30-303</b></p> <p>Paires d'oreille bavette 155mm</p>	<p>-ST 1</p> 		<p>P-31-763</p>

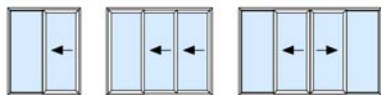


				
	<p><b>A-EC-002</b></p> <p>EAC couvre joint dormant rénovation</p>	<p>-ST 20 -ST 250</p> 		P-32-109
	<p><b>A-EM-1509</b></p> <p>Equerre à goupiller, visser, sertir et coller 15X9</p>	<p>-ST 20 -ST 250</p> 		<p>P-32-1..</p>  A-KM-3201
	<p><b>A-EM-1513</b></p> <p>Equerre à goupiller, visser, sertir et coller 15X13</p>	<p>-ST 20 -ST 250</p> 		<p>P-32-1..</p>  A-KM-3201
	<p><b>A-EM-1523</b></p> <p>Equerre à goupiller, visser, sertir et coller 15X23</p>	<p>-ST 20 -ST 250</p> 		<p>P-32-1..</p>  A-KM-3201
	<p><b>A-EM-1562</b></p> <p>Equerre à goupiller, visser, sertir et coller 15X62</p>	<p>-ST 20 -ST 250</p> 		<p>P-32-1..</p>  A-KM-3201


















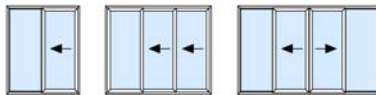
				
	<p><b>A-32-120</b></p> <p>Coquille à translation montage simple</p>	<p>-ST 1</p> <p>-ST 10</p> 	<p>● ○</p> <p> AN</p> <p>● ○</p> <p>AN</p>	<p>P-32-200 -201 -202</p>
	<p><b>A-32-121</b></p> <p>Coquille fixe montage simple</p>	<p>-ST 1</p> <p>-ST 10</p> 	<p>● ○</p> <p> AN</p> <p>● ○</p> <p>AN</p>	<p>P-32-200 -201 -202</p>
	<p><b>A-32-122</b></p> <p>Coquille à translation montage double manoeuvrantes inter-exter</p>	<p>-ST 1</p> <p>-ST 10</p> 	<p>● ○</p> <p> AN</p> <p>● ○</p> <p>AN</p>	<p>P-32-200 -201 -202</p>
	<p><b>A-32-123</b></p> <p>Coquille à translation montage double avec poignée de tirage exter</p>	<p>-ST 1</p> <p>-ST 10</p> 	<p>● ○</p> <p> AN</p> <p>● ○</p> <p>AN</p>	<p>P-32-200 -201 -202</p>
	<p><b>A-32-125</b></p> <p>Poignée droite 20° à translation pose simple inter</p>	<p>-ST 1</p> <p>-ST 10</p> 	<p>● ○</p> <p> AN</p> <p>● ○</p> <p>AN</p>	<p>P-32-200 -201 -202</p>













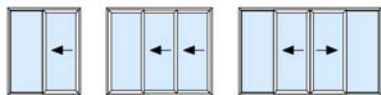
# Pegase P32

hardware • quincailleries • hardware

				
	<b>A-32-126</b>	-ST 1	● ○ ● ○ AN	P-32-200 -201 -202
	Poignée gauche 20° à translation pose simple inter	-ST 10 	● ○ ● ○ AN	
	<b>A-32-127</b>	-ST 1	● ○ ● ○ AN	P-32-200 -201 -202
	Poignée droit 20° à translation pose double inter	-ST 10 	● ○ ● ○ AN	
	<b>A-32-128</b>	-ST 1	● ○ ● ○ AN	P-32-200 -201 -202
	Poignée gauche 20° à translation pose double inter	-ST 10 	● ○ ● ○ AN	
	<b>A-32-129</b>	-ST 1	● ○ ● ○ AN	P-32-200 -201 -202
	Poignée droite 20° à translation pose double exter manoeuvrante	-ST 10 	● ○ ● ○ AN	
	<b>A-32-130</b>	-ST 1	● ○ ● ○ AN	P-32-200 -201 -202
	Poignée gauche 20° à translation pose double exter manoeuvrante	-ST 10 	● ○ ● ○ AN	





















				
	<b>A-32-131</b>  Poignée fixe pose simple	-ST 1  -ST 10  	● ○  ● AN  ● ○  AN	P-32-200 -201 -202
	<b>A-32-132</b>  Poignée fixe pose double	-ST 1  -ST 10  	● ○  ● AN  ● ○  AN	P-32-200 -201 -202
	<b>A-32-133</b>  Poignée réduite VR droite 20° à translation pose double exter	-ST 1  -ST 10  	● ○  ● AN  ● ○  AN	P-32-200 -201
	<b>A-32-134</b>  Poignée réduite VR gauche 20° à translation pose double exter	-ST 1  -ST 10  	● ○  ● AN  ● ○  AN	P-32-200 -201
	<b>A-32-135</b>  Poignée de tirage exter	-ST 1  -ST 10  	● ○  ● AN  ● ○  AN	P-32-200 -201 -202

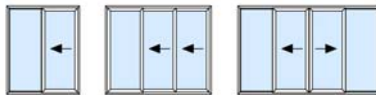


# Pegase P32

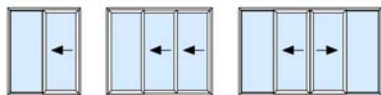
hardware • quincailleries • hardware

				
 <p><b>A-32-140</b></p> <p>Kit visserie pose double inter 127-128 // exter 129-130</p>	<p>-ST 1 -ST 10</p> 		<p>P-32-200 -201 -202</p>	
 <p><b>A-32-141</b></p> <p>Kit visserie pose double inter 127-128// exter 133-134</p>	<p>-ST 1 -ST 10</p> 		<p>P-32-200 -201 -202</p>	
 <p><b>A-32-142</b></p> <p>Kit visserie pose double inter 127-128 // exter 132</p>	<p>-ST 1 -ST 10</p> 		<p>P-32-200 -201 -202</p>	
 <p><b>A-32-143</b></p> <p>Kit visserie pose double inter 127-128 // exter 135</p>	<p>-ST 1 -ST 10</p> 		<p>P-32-200 -201 -202</p>	
 <p><b>A-32-144</b></p> <p>Kit 1 point central réglable AFM + centeur</p>	<p>-ST 1 -ST 10</p> 		<p>P-32-200 -201 -202</p>	





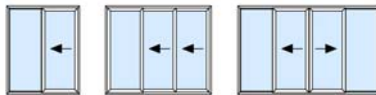
				
	<p><b>A-32-145</b></p> <p>Kit 1 point central réglable AFM + centeur + 2ème haut fixe</p>	<p>-ST 1 -ST 10</p> 	●	<p>P-32-200 -201 -202</p>
	<p><b>A-32-146</b></p> <p>Kit 1 point central réglable AFM + centeur + 2ème haut fixe + 3ème bas fixe</p>	<p>-ST 1 -ST 10</p> 	●	<p>P-32-200 -201 -202</p>
	<p><b>A-32-147</b></p> <p>Point de fermeture fixe à clipper sur 145-146</p>	<p>-ST 1 -ST 20</p> 	●	<p>P-32-200 -201 -202</p>
	<p><b>A-32-148</b></p> <p>Prolongateur recoupable 400mm pour point de fermeture supplémentaire</p>	<p>-ST 1</p> 	●	<p>P-32-200 -201 -202</p>
	<p><b>A-32-149</b></p> <p>Appui AFM</p>	<p>-ST 1 -ST 20</p> 	●	<p>P-32-1..</p>



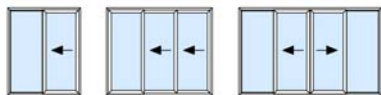
# Pegase P32

hardware • quincailleries • hardware

				
	<b>A-32-150</b> Verrou à clé 360 °	-ST 1 		P-32-200 -201 -202
	<b>A-32-151</b> Rosette autocollante double face	-ST 1 -ST 10 	   AN	P-32-200 -201 -202
	<b>A-32-152</b> Gâche à clamer	-ST 1 -ST 20 		P-32-1..
	<b>A-32-153</b> Centreur	-ST 1 -ST 20 		P-32-200 -201 -202
	<b>A-32-154</b> Gabarit réglage de gâche	-ST 1 -ST 10 		



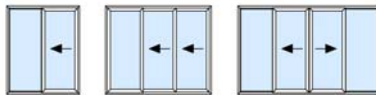
				
 <p>A-32-155</p> <p>Butée de vantail H=11 mm</p>	-ST 1			P-32-200 -201 -202 -220
	-ST 10			
 <p>A-32-156</p> <p>Cylindre 60 mm à paneton réduit pour verrou à clé 150</p>	-ST 1			
 <p>A-32-170</p> <p>Cuvette à crochet pose simple</p>	-ST 1			P-32-200 -201 -202
	-ST 10			
 <p>A-32-171</p> <p>Cuvette à crochet pose double manoeuvrante inter // exter</p>	-ST 1			P-32-200 -201 -202
	-ST 10			
 <p>A-32-172</p> <p>Cuvette à crochet poignée de tirage extérieure</p>	-ST 1			P-32-200 -201 -202
	-ST 10			



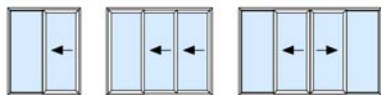
# Pegase P32

hardware • quincailleries • hardware

	<p><b>A-32-173</b></p> <p>Cuvette à crochet poignée de tirage à clé extérieure</p>	<p>-ST 1</p> <p>-ST 10</p>	<p>● ○</p> <p></p> <p>AN</p> <p>● ○</p> <p>AN</p>	<p>P-32-200 -201 -202</p>
	<p><b>A-32-174</b></p> <p>Crochet réglable pour 170-171-172-173</p>	<p>-ST 1</p> <p>-ST 10</p>		
	<p><b>A-30-116</b></p> <p>Busette</p>	<p>-ST 100</p>	● ○	<p>P-32-1..</p> <p>A-KM-3201</p>
	<p><b>A-30-400</b></p> <p>Patte de fixation renforcée DPM 95mm</p>	<p>-ST 20</p> <p>-ST 100</p>		A-30-115
	<p><b>A-30-401</b></p> <p>Patte de fixation renforcée DPM 115mm</p>	<p>-ST 20</p> <p>-ST 100</p>		A-30-115



				
	<p><b>A-30-402</b></p> <p>Patte de fixation renforcée DPM 135mm</p>	<p>-ST 20 -ST 100</p> 		A-30-115
	<p><b>A-30-403</b></p> <p>Patte de fixation renforcée DPM 155mm</p>	<p>-ST 20 -ST 100</p> 		A-30-115
	<p><b>A-30-404</b></p> <p>Patte de fixation DPM 95mm</p>	<p>-ST 20 -ST 100</p> 		A-30-115
	<p><b>A-30-405</b></p> <p>Patte de fixation DPM 115mm</p>	<p>-ST 20 -ST 100</p> 		A-30-115
	<p><b>A-30-406</b></p> <p>Patte de fixation DPM 135mm</p>	<p>-ST 20 -ST 100</p> 		A-30-115

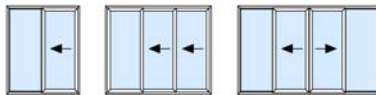


# Pegase P32

hardware • quincailleries • hardware

				
 <p><b>A-30-407</b> Patte de fixation DPM 155mm</p>	-ST 20 -ST 100 			A-30-115
 <p><b>A-GM-001</b> Goupille Ø5x14mm</p>	-ST 100 			A-EM-...  A-KM-3201
 <p><b>A-GM-005</b> Vis pour equerre Ø5x14mm</p>	-ST 100 			A-EM-...  A-KM-3201
 <p><b>A-GV-004</b> Vis à tôle autoperçante Ø3.5 X 25mm pour clameau A-30-115</p>	-ST 100 			A-AM-...
 <p><b>A-GV-006</b> Vis H M6x16 pour A-30-115</p>	-ST 100 			P-30-115

# Pegase P32

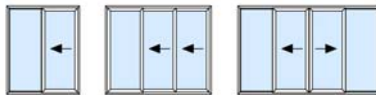


hardware • quincaillerie • hardware

	<b>A-GV-007</b>  Erou H M6 pour A-30-115	<b>-ST 100</b> 		P-30-115





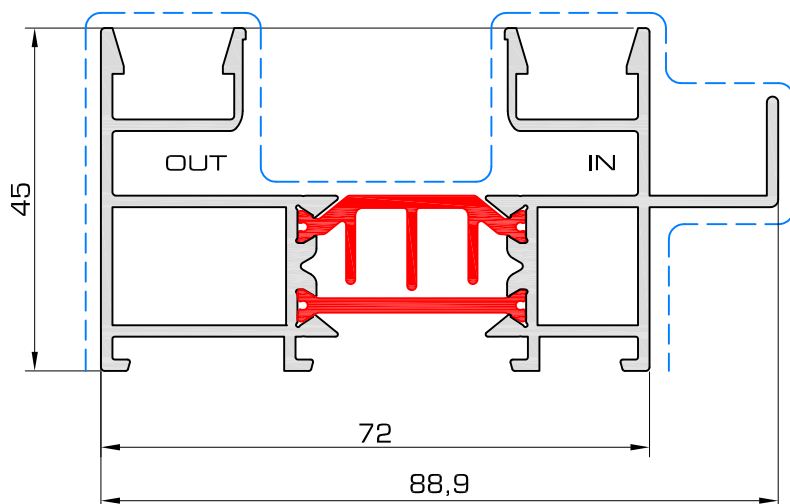


			
 <p><b>A-KM-3201</b></p> <p>Poinçonneuse dormants</p>	<p>-ST 1</p> 		
 <p><b>A-KM-3202</b></p> <p>Poinçonneuse ouvrants</p>	<p>-ST 1</p> 		



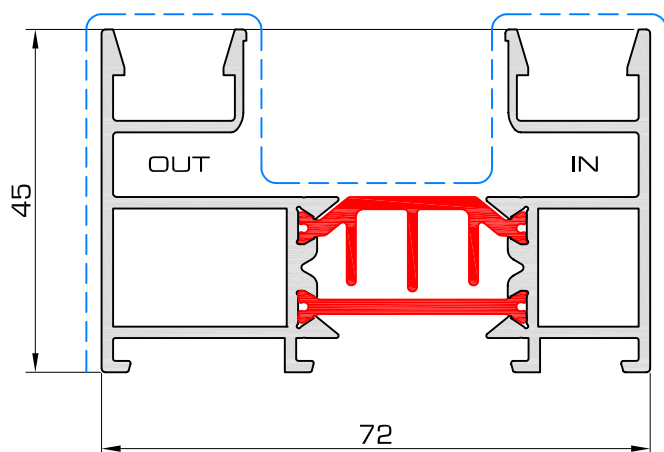


## P-32-100



	OUT	IN
SVG	A-EM-1523	A-EM-1513
	$I_x = 34.63 \text{ cm}^4$	$I_y = 7.31 \text{ cm}^4$
	$W_x = 7.47 \text{ cm}^3$	$W_y = 2.84 \text{ cm}^3$

## P-32-101



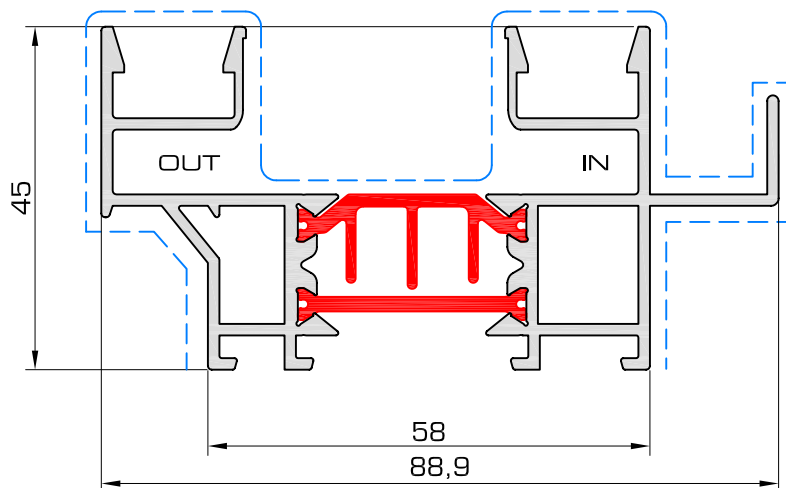
	OUT	IN
SVG	A-EM-1523	A-EM-1513
	$I_x = 28.48 \text{ cm}^4$	$I_y = 7.17 \text{ cm}^4$
	$W_x = 7.58 \text{ cm}^3$	$W_y = 2.73 \text{ cm}^3$



profielen • profils • profiles

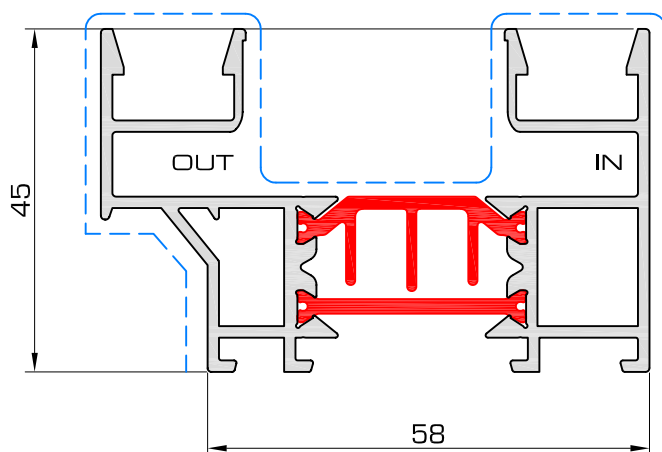
# Pegase P32

## P-32-102

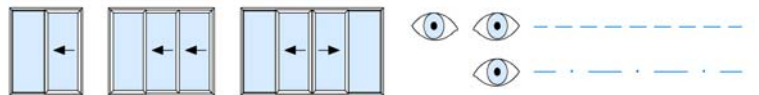


		OUT	IN
	SVG	A-EM-1509	A-EM-1513
	$I_x$	= 31.06 cm <sup>4</sup>	
	$I_y$	= 7.06 cm <sup>4</sup>	
	$W_x$	= 6.88 cm <sup>3</sup>	
	$W_y$	= 2.77 cm <sup>3</sup>	

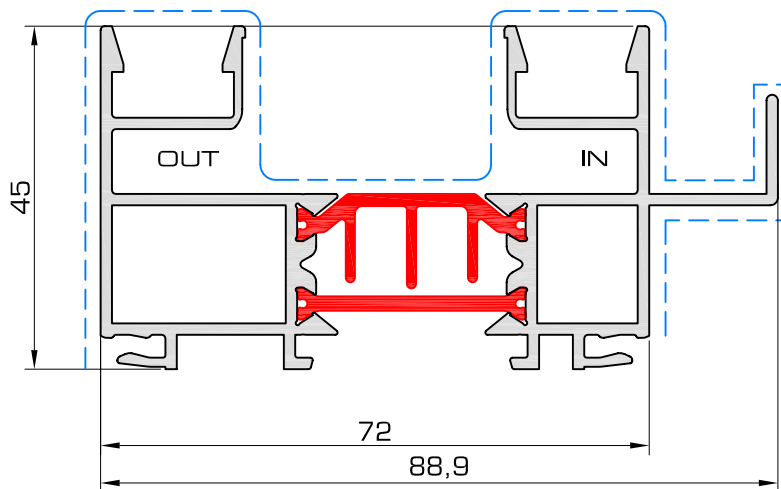
## P-32-103



		OUT	IN
	SVG	A-EM-1509	A-EM-1513
	$I_x$	= 25.20 cm <sup>4</sup>	
	$I_y$	= 6.87 cm <sup>4</sup>	
	$W_x$	= 6.48 cm <sup>3</sup>	
	$W_y$	= 2.65 cm <sup>3</sup>	

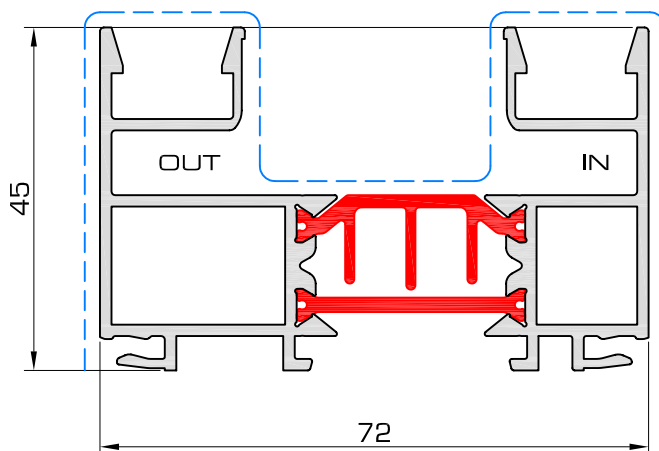


## P-32-105



	OUT	IN
SVG	A-EM-1523	A-EM-1513
	$I_x = 35.11 \text{ cm}^4$	
	$I_y = 7.70 \text{ cm}^4$	
	$W_x = 7.56 \text{ cm}^3$	
	$W_y = 2.94 \text{ cm}^3$	

## P-32-106



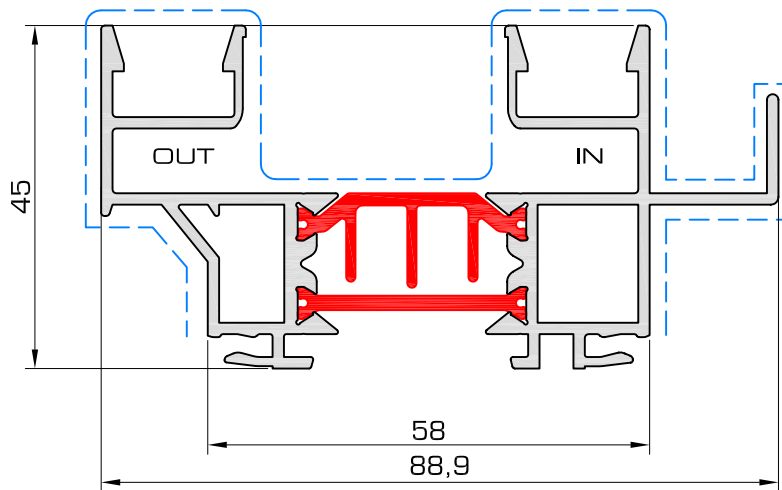
	OUT	IN
SVG	A-EM-1523	A-EM-1513
	$I_x = 28.10 \text{ cm}^4$	
	$I_y = 7.48 \text{ cm}^4$	
	$W_x = 7.67 \text{ cm}^3$	
	$W_y = 2.81 \text{ cm}^3$	



profielen • profils • profiles

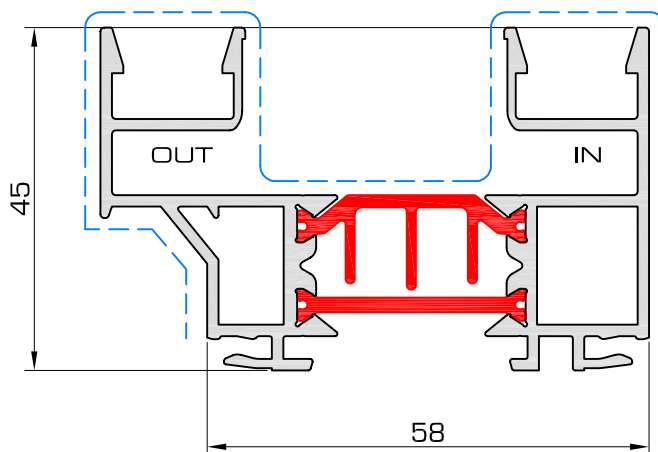
# Pegase P32

## P-32-107

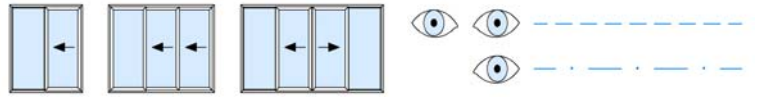


	OUT	IN
SVG	A-EM-1509	A-EM-1513
	$I_x = 31.00 \text{ cm}^4$	$I_y = 7.26 \text{ cm}^4$
	$W_x = 6.89 \text{ cm}^3$	$W_y = 2.82 \text{ cm}^3$

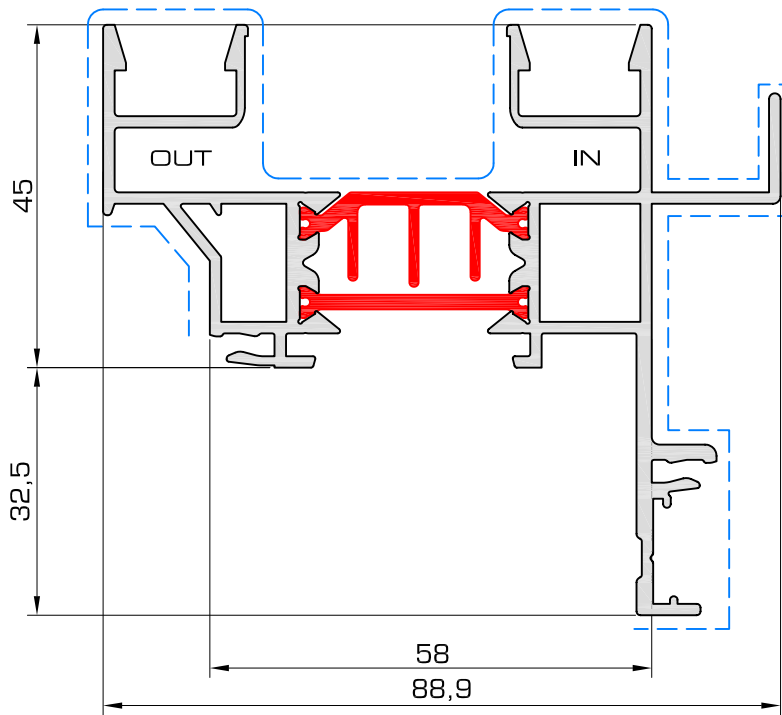
## P-32-108



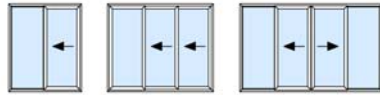
	OUT	IN
SVG	A-EM-1509	A-EM-1513
	$I_x = 25.18 \text{ cm}^4$	$I_y = 7.05 \text{ cm}^4$
	$W_x = 6.45 \text{ cm}^3$	$W_y = 2.71 \text{ cm}^3$



## P-32-109



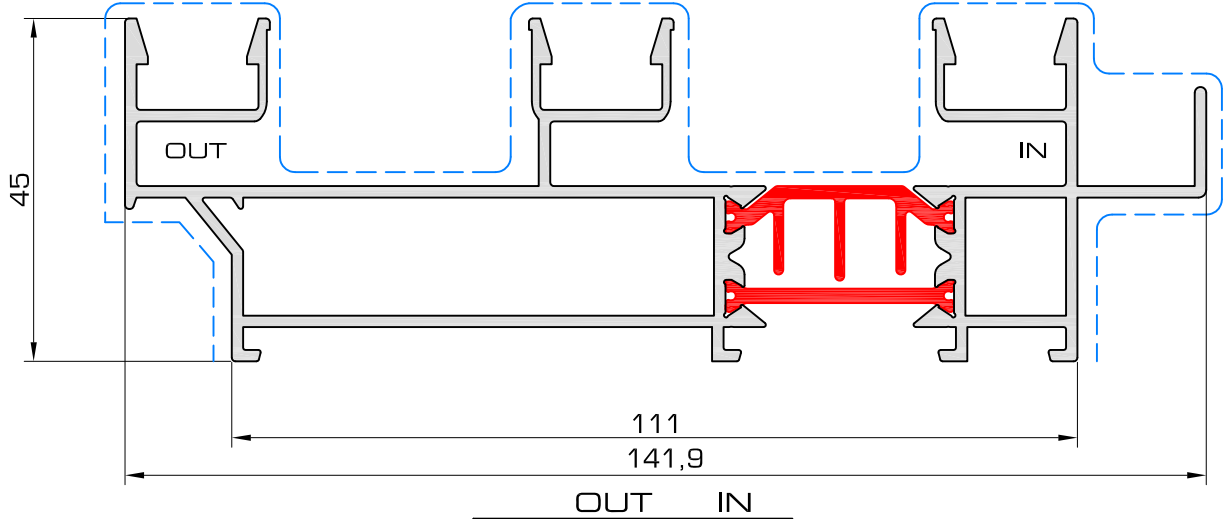
	OUT	IN
SVG	A-EM-1509	A-EM-1513 A-EC-0002
	$I_x = 38.94 \text{ cm}^4$ $I_y = 17.32 \text{ cm}^4$ $W_x = 8.51 \text{ cm}^3$ $W_y = 3.66 \text{ cm}^3$	





profielen • profils • profiles

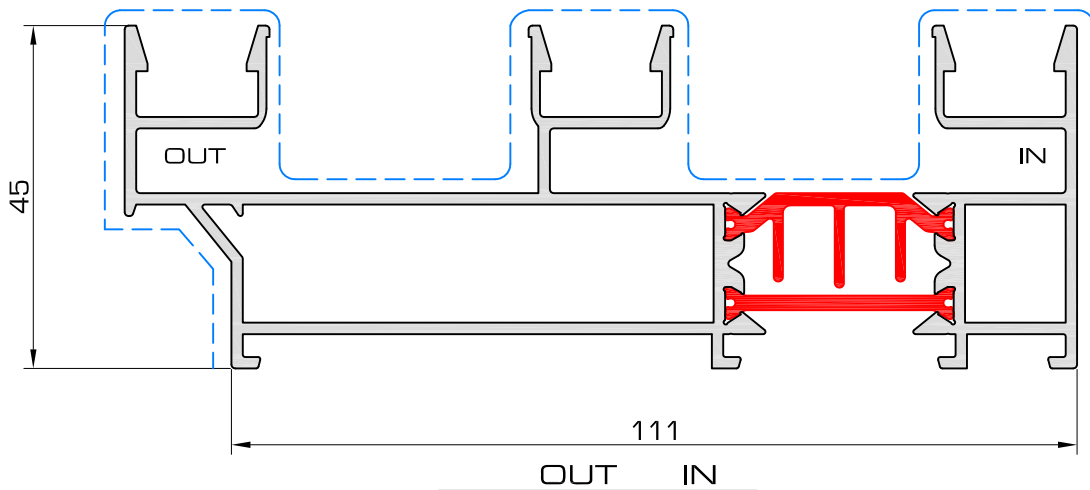
# Pegase P32



## P-32-110



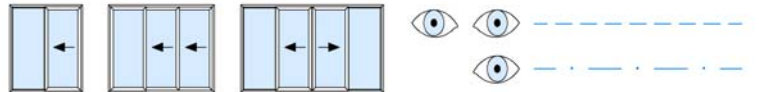
	A-EM-1562	A-EM-1513
	$I_x = 121.02 \text{ cm}^4$	
	$I_y = 10.06 \text{ cm}^4$	
	$W_x = 16.22 \text{ cm}^3$	
	$W_y = 4.00 \text{ cm}^3$	

## P-32-111

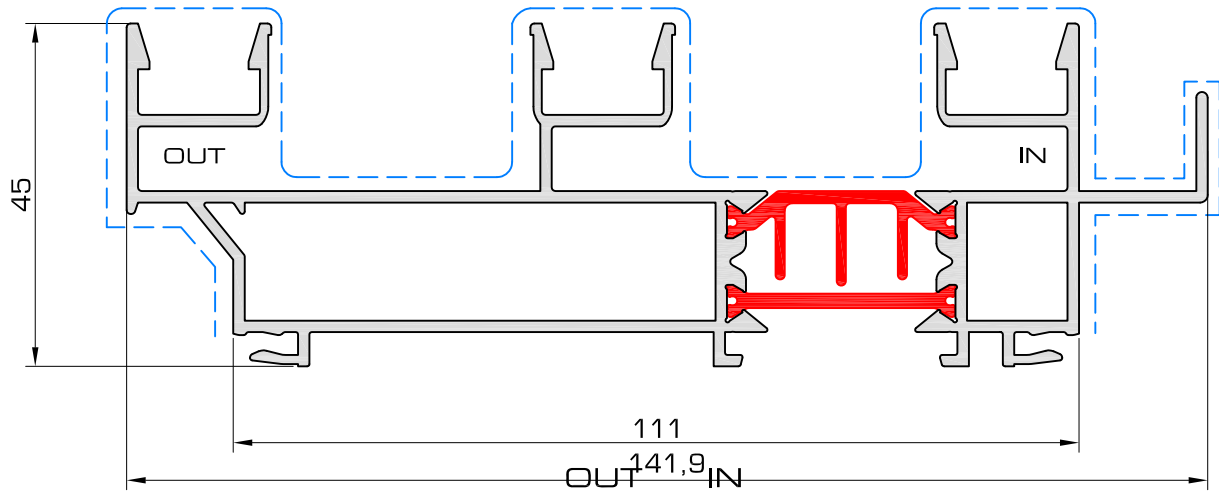




	A-EM-1562	A-EM-1513
	$I_x = 106.50 \text{ cm}^4$	
	$I_y = 9.88 \text{ cm}^4$	
	$W_x = 14.90 \text{ cm}^3$	
	$W_y = 3.88 \text{ cm}^3$	



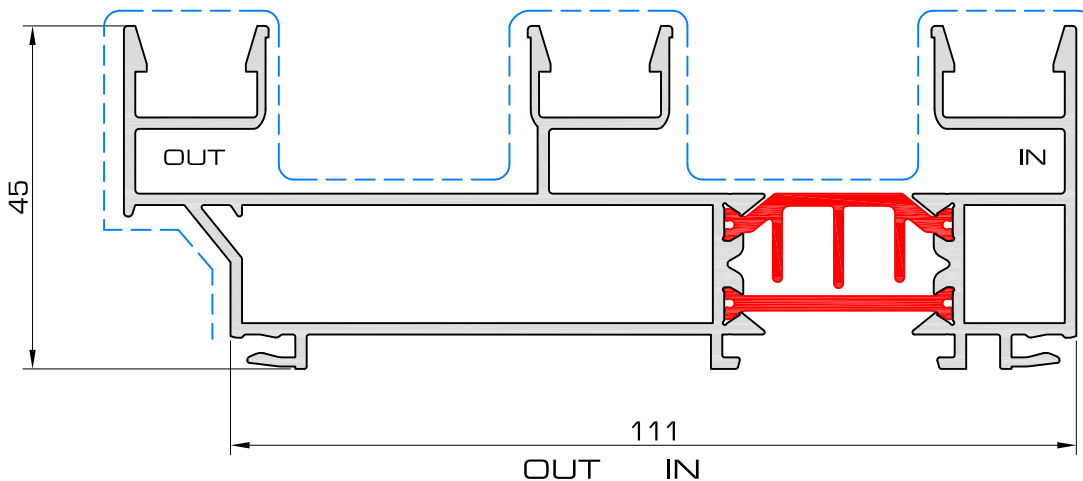




## P-32-115



	SVG	A-EM-1562	A-EM-1513
		$I_x = 122.38 \text{ cm}^4$	
		$I_y = 10.36 \text{ cm}^4$	
		$W_x = 16.42 \text{ cm}^3$	
		$W_y = 4.08 \text{ cm}^3$	

## P-32-116



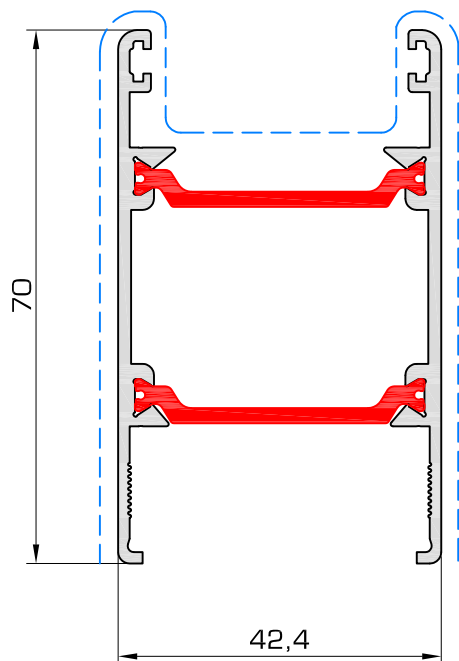
	SVG	A-EM-1562	A-EM-1513
		$I_x = 107.84 \text{ cm}^4$	
		$I_y = 10.17 \text{ cm}^4$	
		$W_x = 15.09 \text{ cm}^3$	
		$W_y = 3.96 \text{ cm}^3$	



profielen • profils • profiles

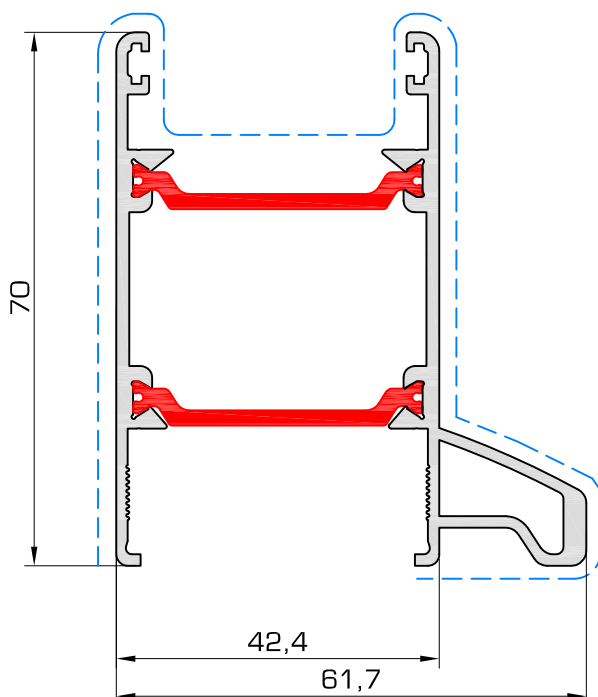
# Pegase P32

## P-32-200



	$I_x = 12.12 \text{ cm}^4$
	$I_y = 13.19 \text{ cm}^4$
	$W_x = 5.72 \text{ cm}^3$
	$W_y = 3.65 \text{ cm}^3$

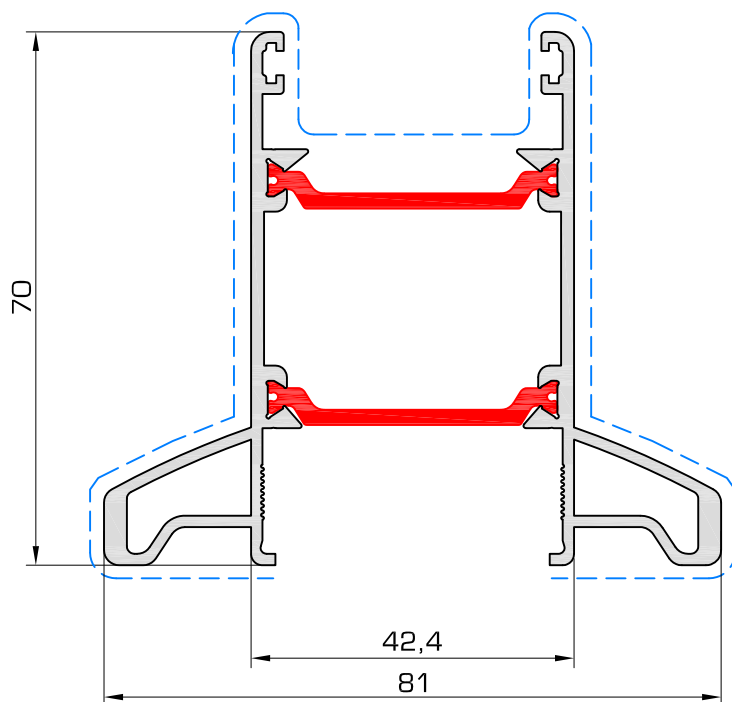
## P-32-201



	$I_x = 18.72 \text{ cm}^4$
	$I_y = 18.10 \text{ cm}^4$
	$W_x = 5.22 \text{ cm}^3$
	$W_y = 4.75 \text{ cm}^3$

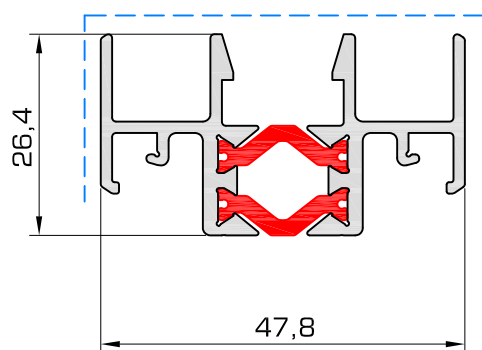


## P-32-202



	$I_x = 27.32 \text{ cm}^4$
	$I_y = 21.76 \text{ cm}^4$
	$W_x = 6.74 \text{ cm}^3$
	$W_y = 5.29 \text{ cm}^3$

## P-32-205

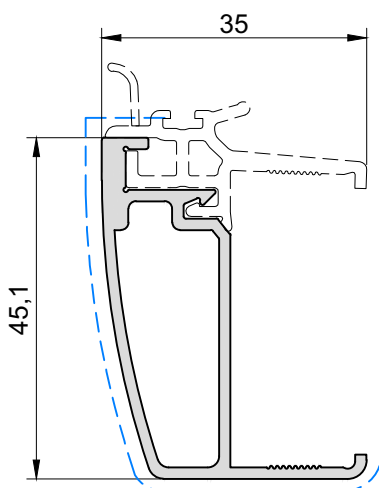


	$I_x = 4.94 \text{ cm}^4$
	$I_y = 1.36 \text{ cm}^4$
	$W_x = 2.06 \text{ cm}^3$
	$W_y = 0.89 \text{ cm}^3$



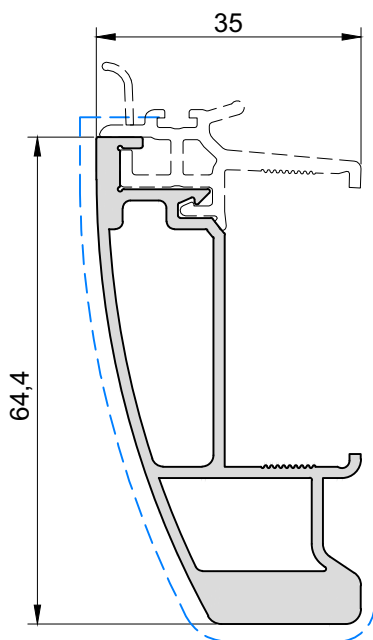
profielen • profils • profiles

# Pegase P32



## P-32-210

	$I_x = 4.96 \text{ cm}^4$
	$I_y = 1.58 \text{ cm}^4$
	$W_x = 2.06 \text{ cm}^3$
	$W_y = 0.65 \text{ cm}^3$

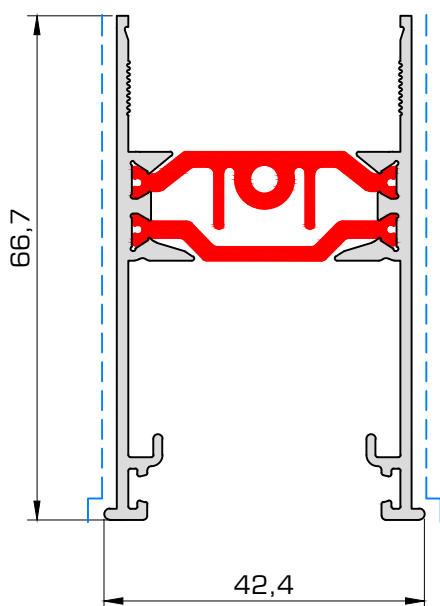


## P-32-211

	$I_x = 17.48 \text{ cm}^4$
	$I_y = 4.24 \text{ cm}^4$
	$W_x = 4.32 \text{ cm}^3$
	$W_y = 2.29 \text{ cm}^3$

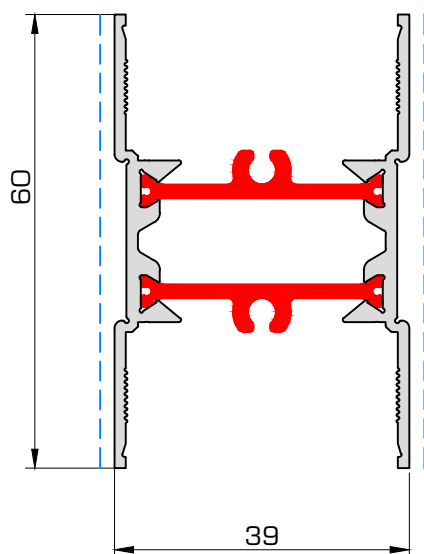


## P-32-220

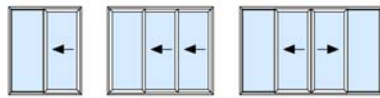


	$I_x = 9.57 \text{ cm}^4$
	$I_y = 10.02 \text{ cm}^4$
	$W_x = 4.51 \text{ cm}^3$
	$W_y = 2.78 \text{ cm}^3$

## P-32-221



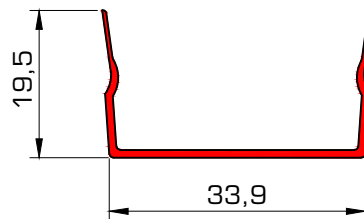
	$I_x = 7.40 \text{ cm}^4$
	$I_y = 5.44 \text{ cm}^4$
	$W_x = 3.79 \text{ cm}^3$
	$W_y = 1.81 \text{ cm}^3$



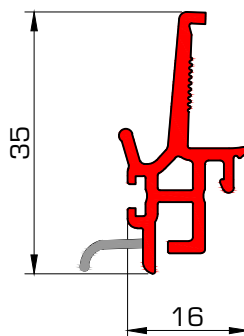
profielen • profils • profiles

# Pegase P32

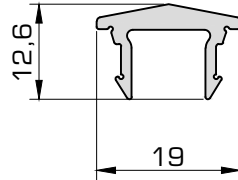
## P-32-500



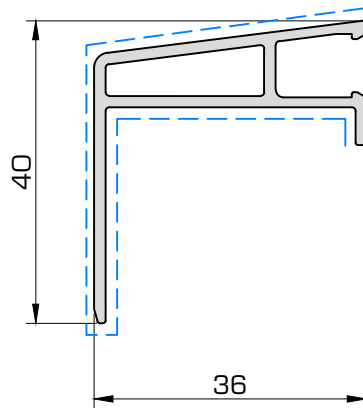
## P-32-502



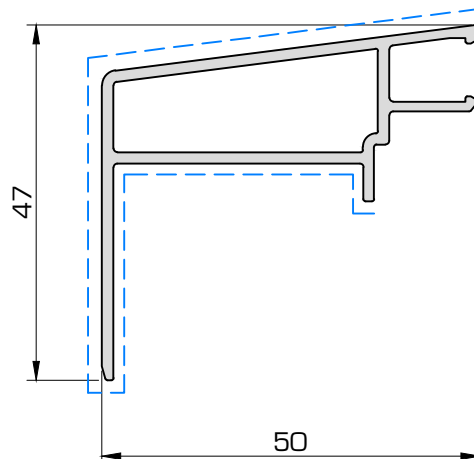
## P-32-151

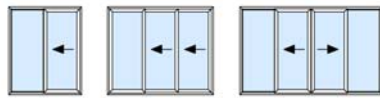


## P-32-700



## P-32-701

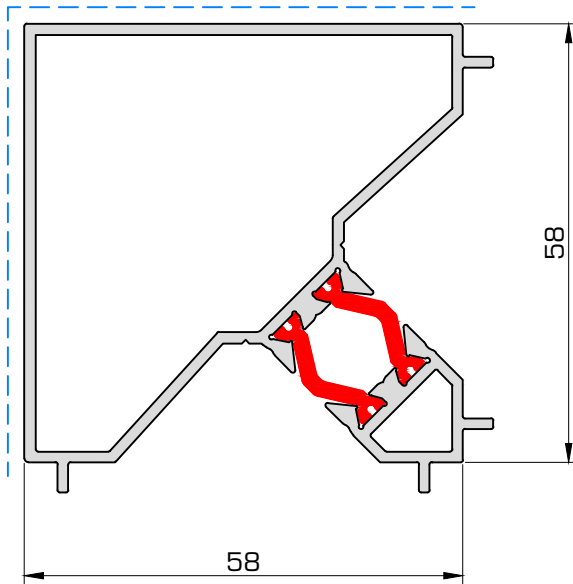




profielen • profils • profiles

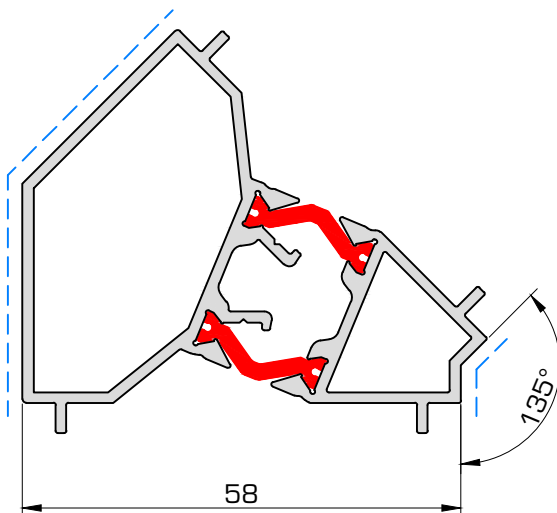
# Pegase P32

## P-31-540



	$I_x = 16.60\text{cm}^4$
	$I_y = 16.60\text{cm}^4$
	$W_x = 5.03\text{cm}^3$
	$W_y = 5.03\text{cm}^3$

## P-31-541

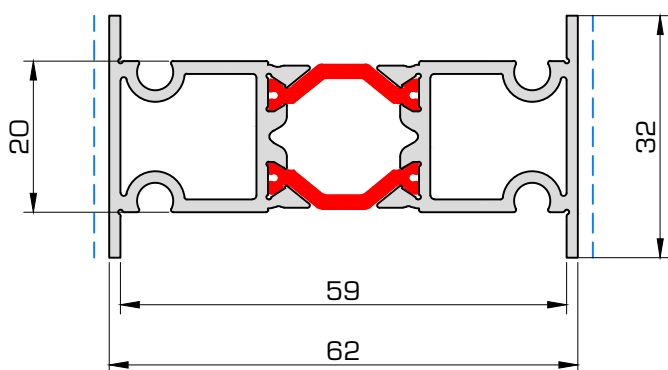


	$I_x = 10.39\text{cm}^4$
	$I_y = 6.78\text{cm}^4$
	$W_x = 3.29\text{cm}^3$
	$W_y = 2.07\text{cm}^3$



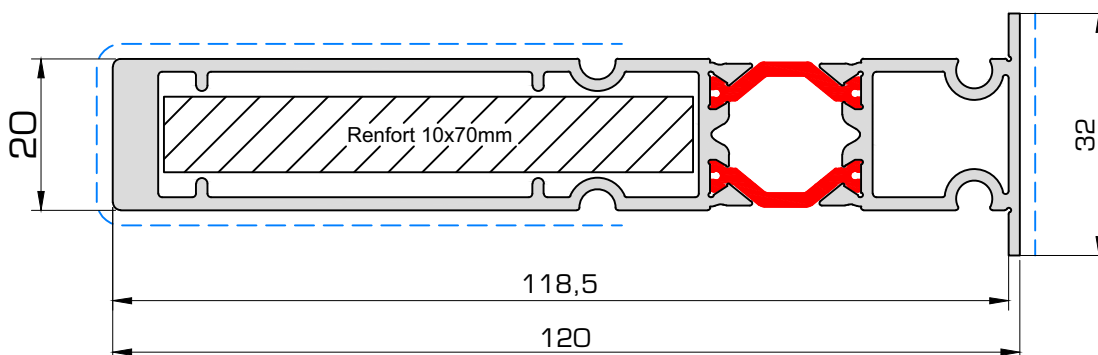


## P-31-545



	$I_x = 14.00\text{cm}^4$
	$I_y = 2.26\text{cm}^4$
	$W_x = 4.52\text{cm}^3$
	$W_y = 1.41\text{cm}^3$

## P-31-546



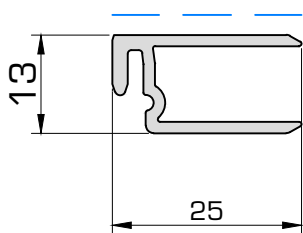
	$I_x = 92.43\text{cm}^4$
	$I_y = 3.52\text{cm}^4$
	$W_x = 14.85\text{cm}^3$
	$W_y = 2.20\text{cm}^3$



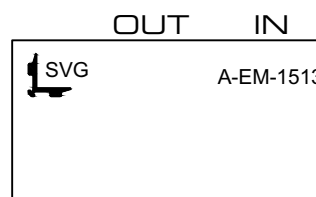
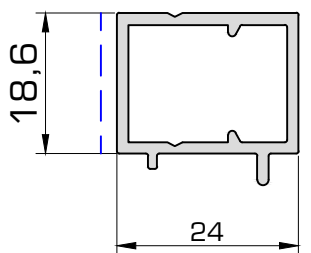
profielen • profils • profiles

# Pegase P32

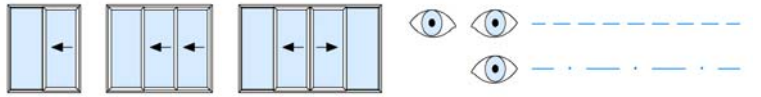
## P-31-550



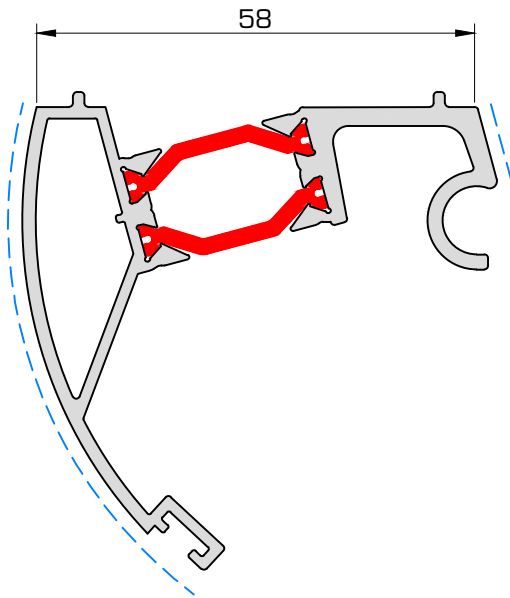
## P-31-551



prof23

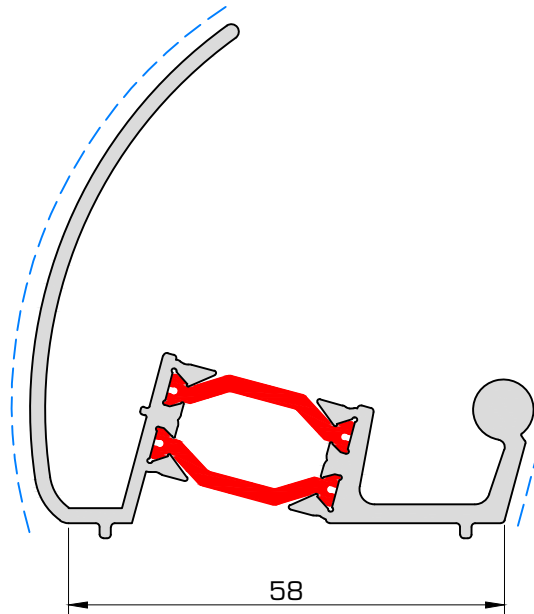


## P-31-740



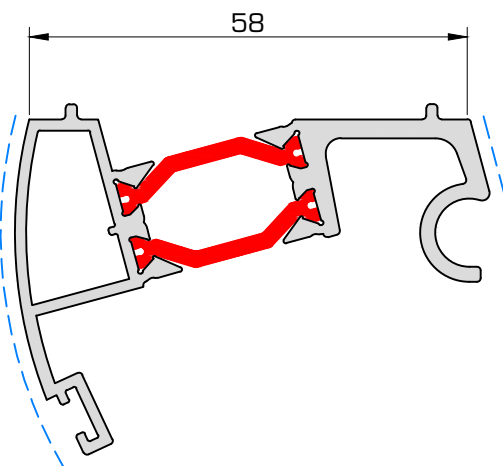
	$I_x = 15.00\text{cm}^4$ $I_y = 10.67\text{cm}^4$ $W_x = 4.19\text{cm}^3$ $W_y = 2.38\text{cm}^3$
--	--

## P-31-741



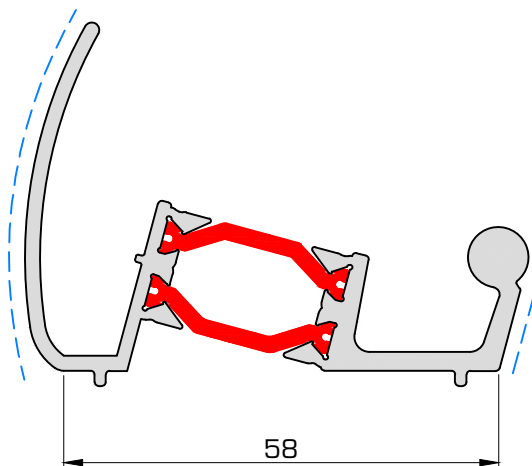
	$I_x = 18.27\text{cm}^4$ $I_y = 11.80\text{cm}^4$ $W_x = 4.98\text{cm}^3$ $W_y = 2.36\text{cm}^3$
--	--

## P-31-742



	$I_x = 14.15\text{cm}^4$ $I_y = 4.14\text{cm}^4$ $W_x = 4.10\text{cm}^3$ $W_y = 1.30\text{cm}^3$
--	---

## P-31-743



	$I_x = 17.42\text{cm}^4$ $I_y = 3.92\text{cm}^4$ $W_x = 4.92\text{cm}^3$ $W_y = 1.14\text{cm}^3$
--	---

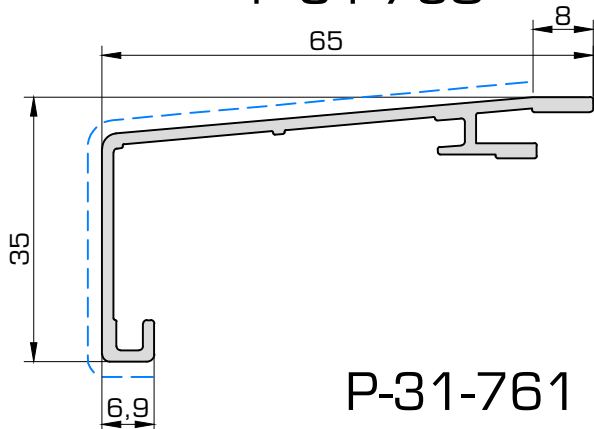
prof24



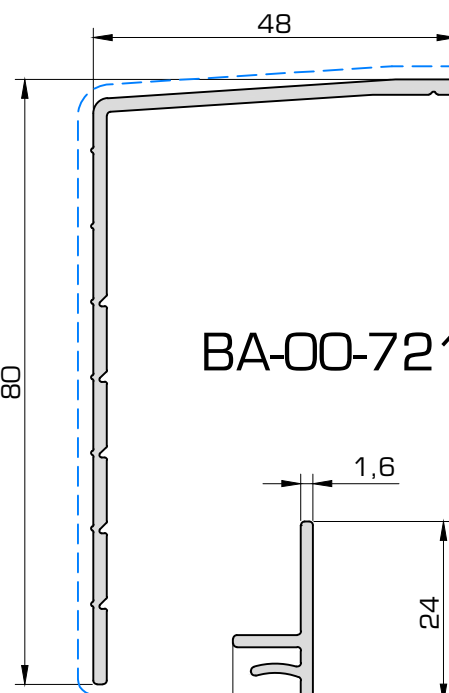
profielen • profils • profiles

# Pegase P32

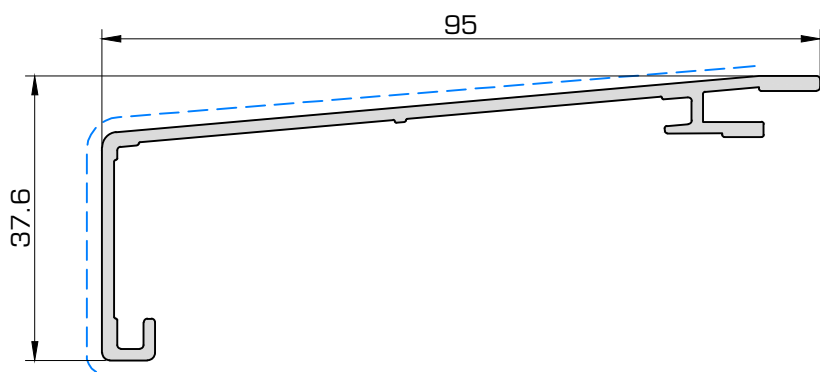
P-31-760



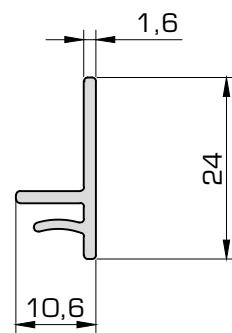
P-31-764



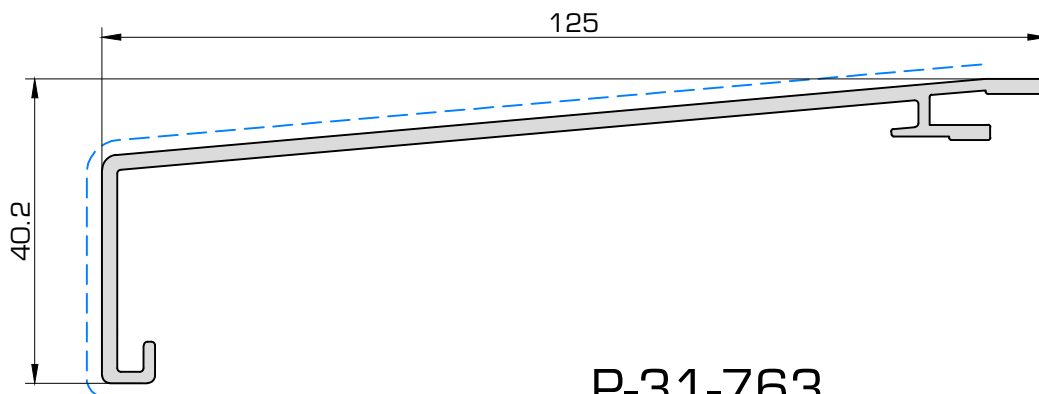
P-31-761



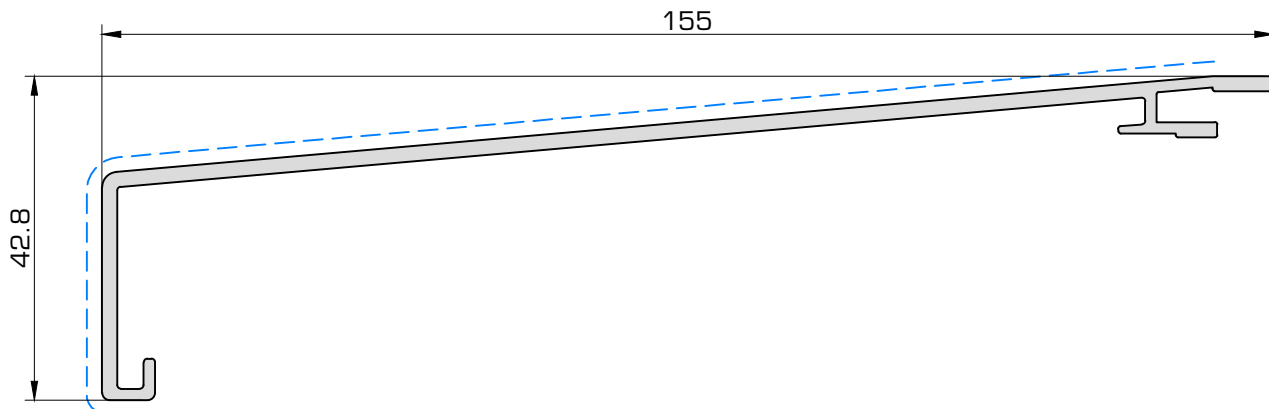
BA-00-721



P-31-762



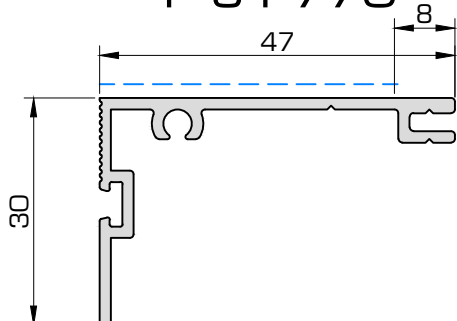
P-31-763



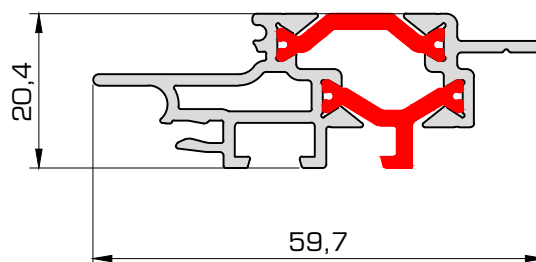
prof25



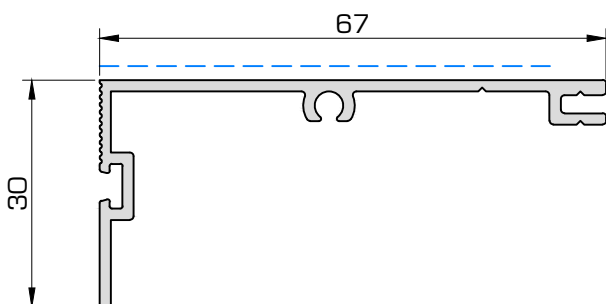
## P-31-770



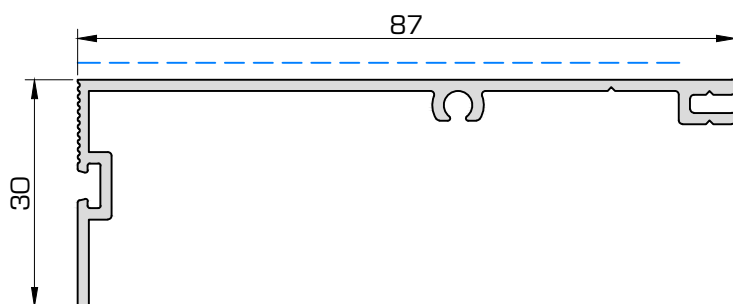
## P-31-775



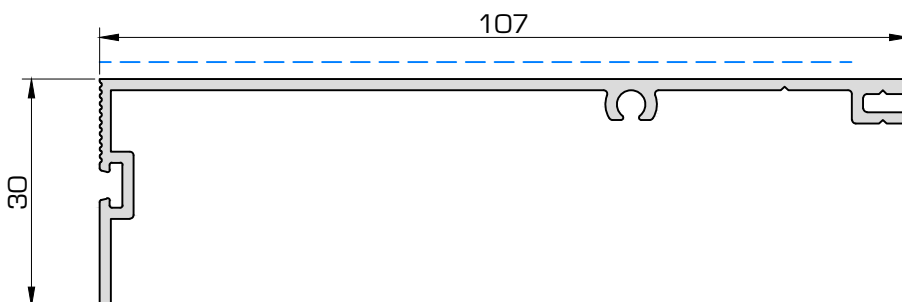
## P-31-771



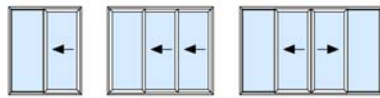
## P-31-772



## P-31-773



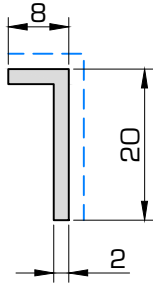
prof26



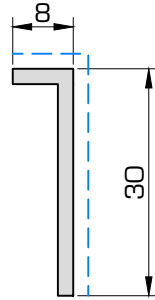
profielen • profils • profiles

# Pegase P32

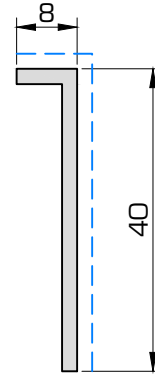
P-31-800



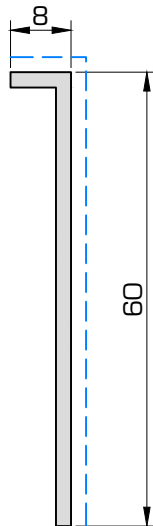
P-31-801



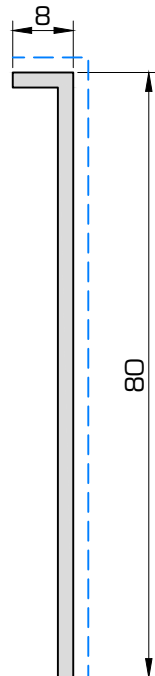
P-31-802



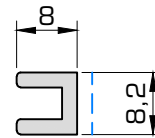
P-31-803



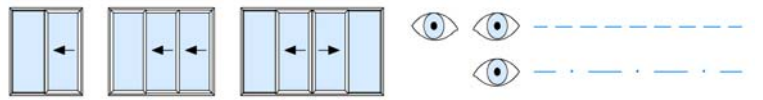
P-31-804



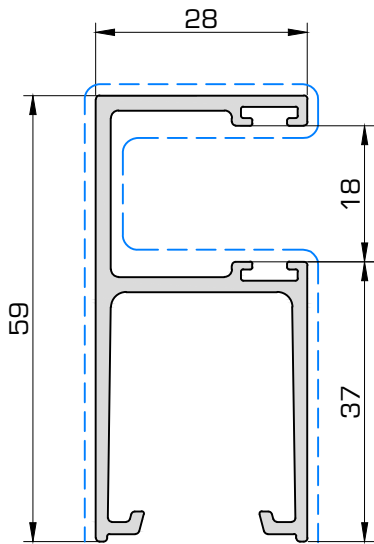
P-31-805



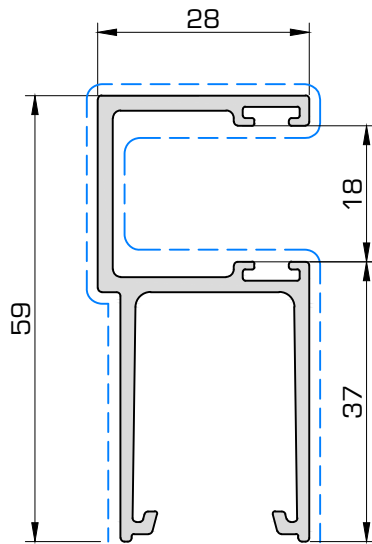
prof27



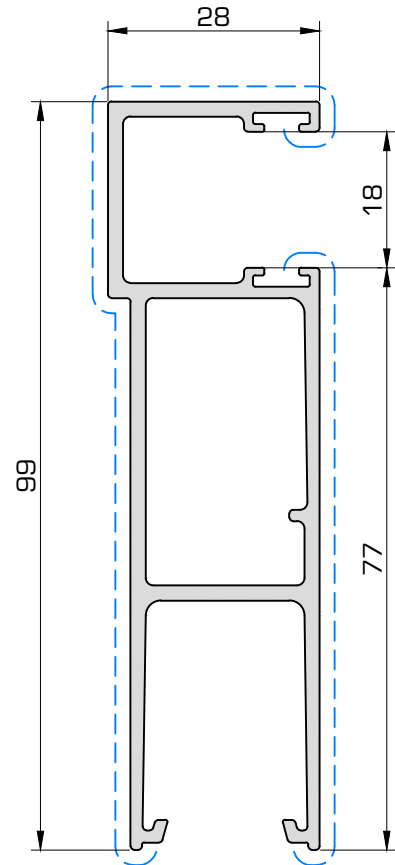
P-00-703



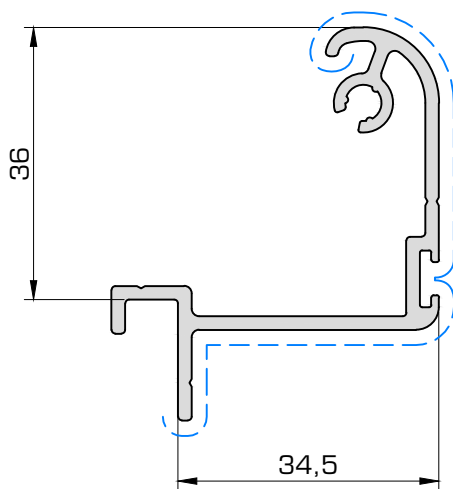
P-00-704



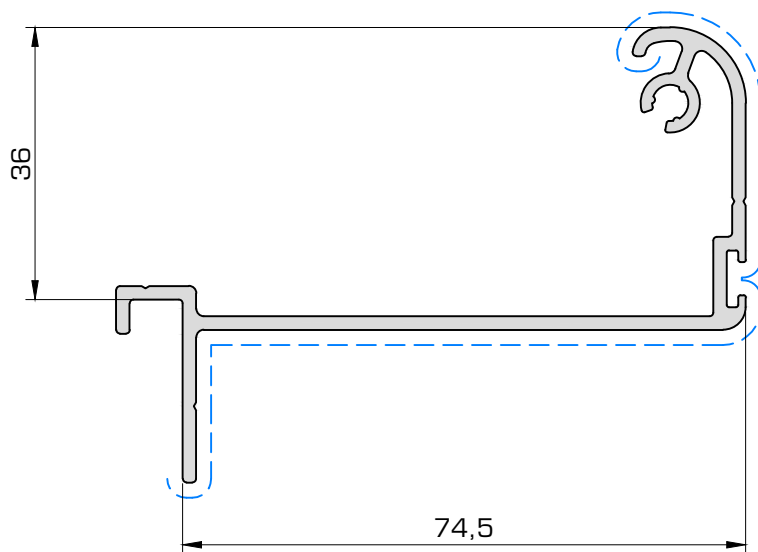
P-00-706



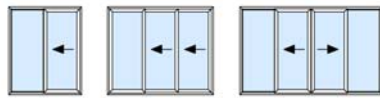
P-00-705



P-00-707



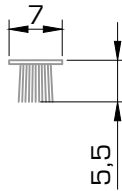
prof28



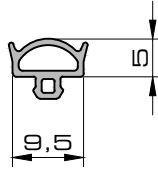
profielen • profils • profiles

# Pegase P32

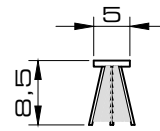
## A-00-119



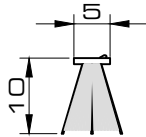
## A-GS-134



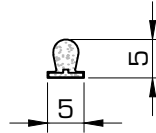
## A-00-150



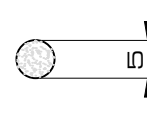
## A-00-151



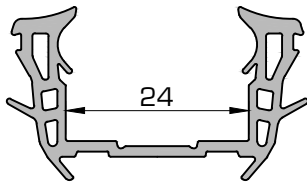
## A-00-152



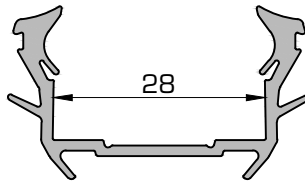
## A-GS-403



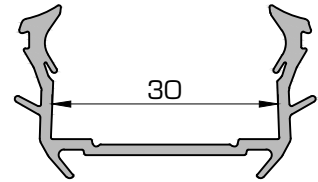
## A-GS-450



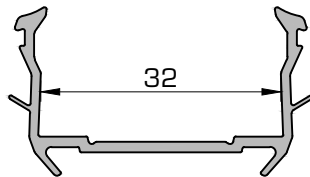
## A-GS-451



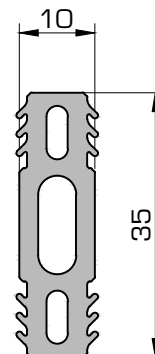
## A-GS-452



## A-GS-453

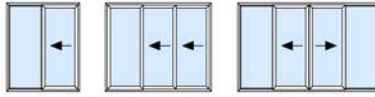


## A-GS-701

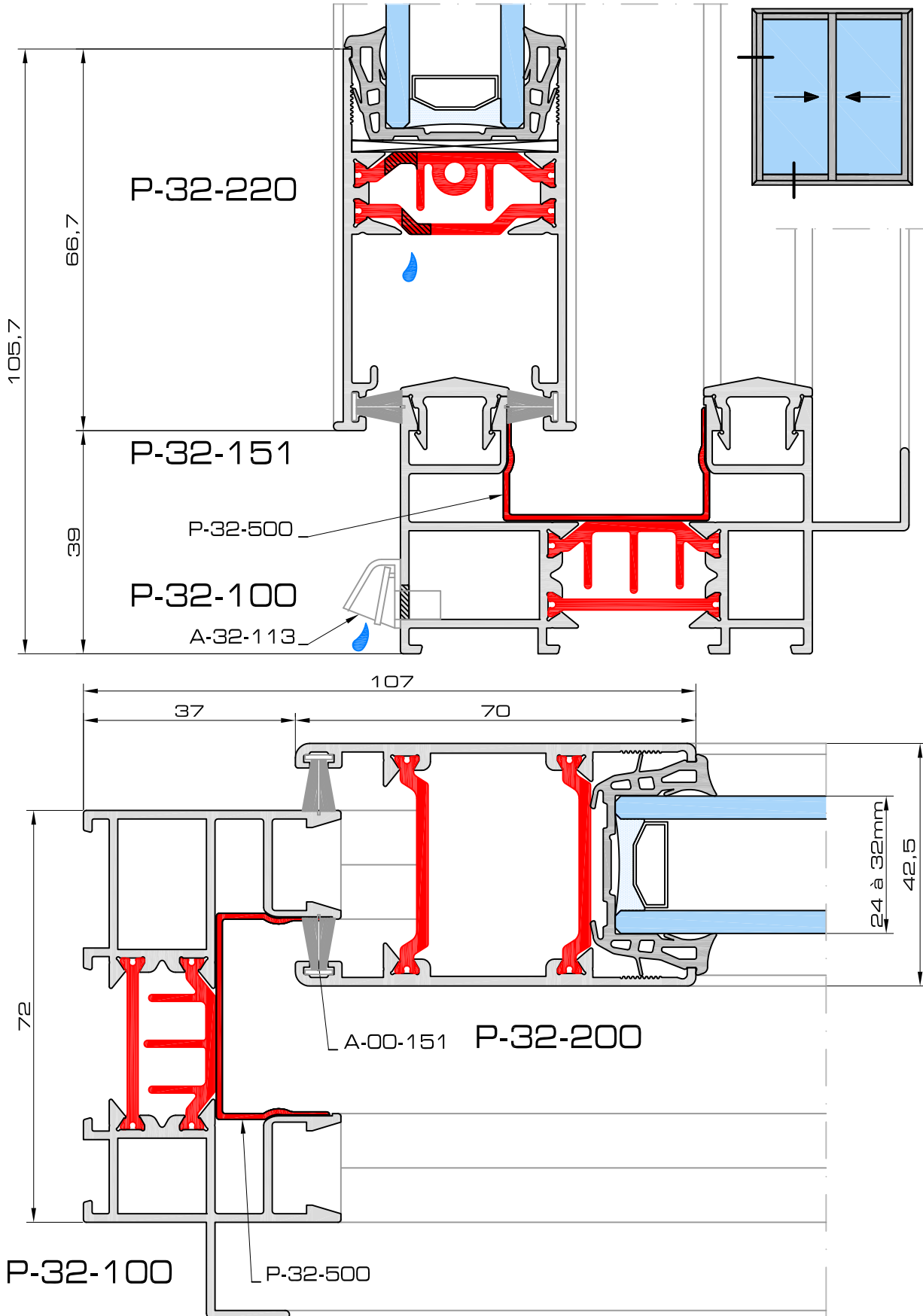


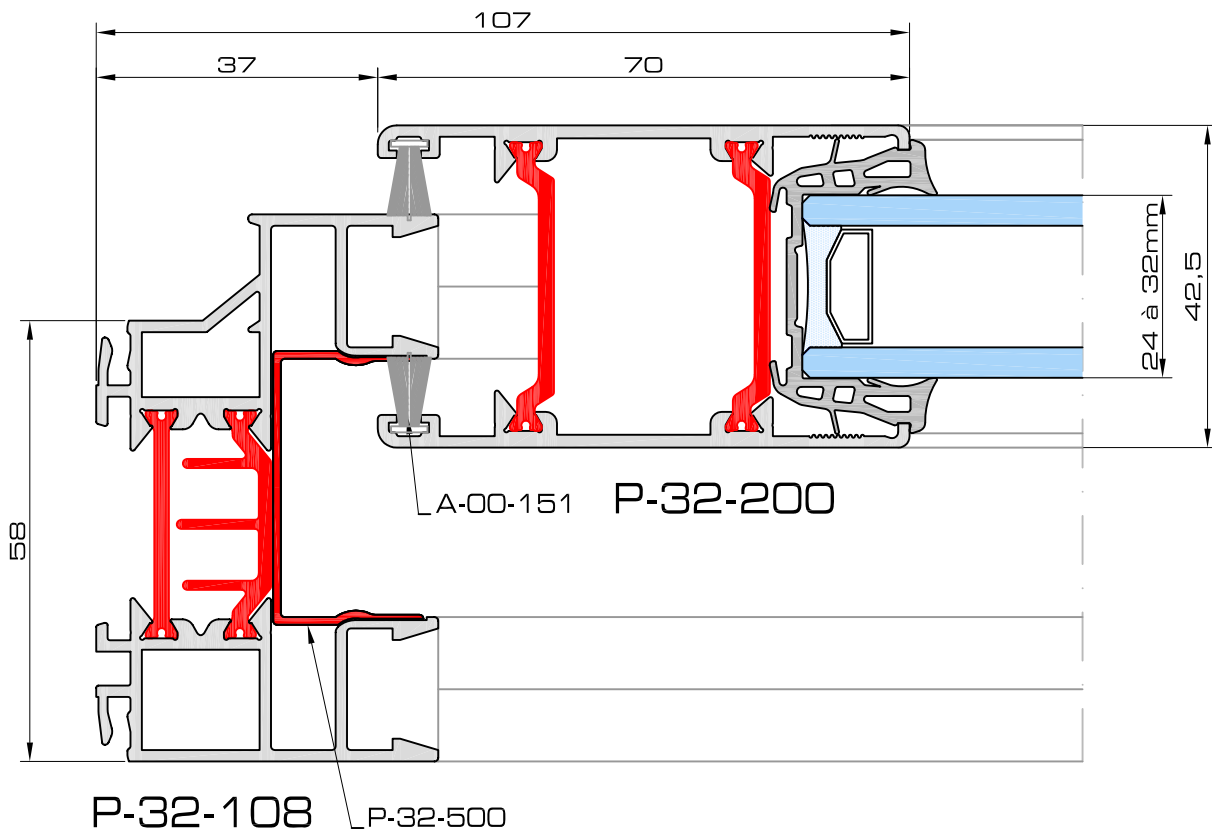
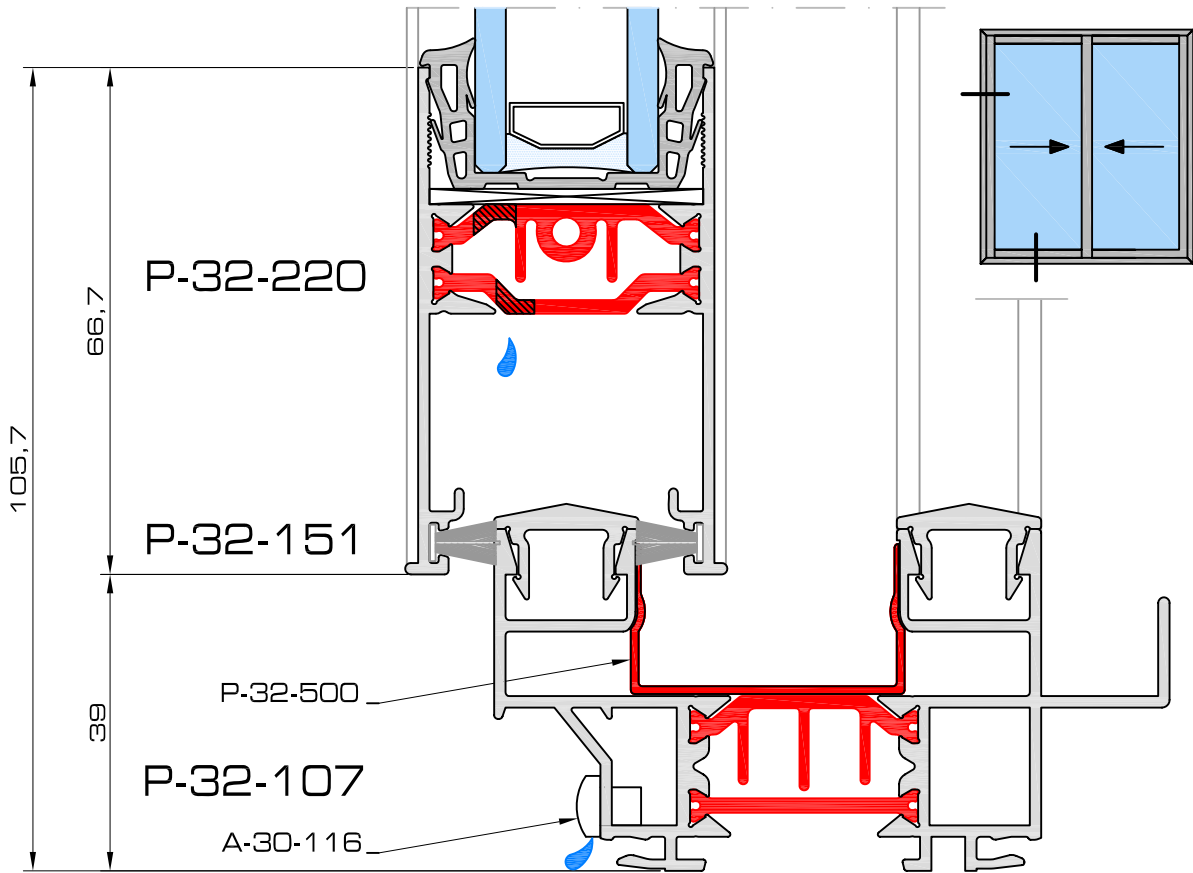
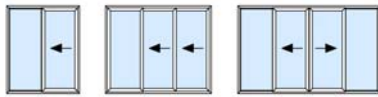


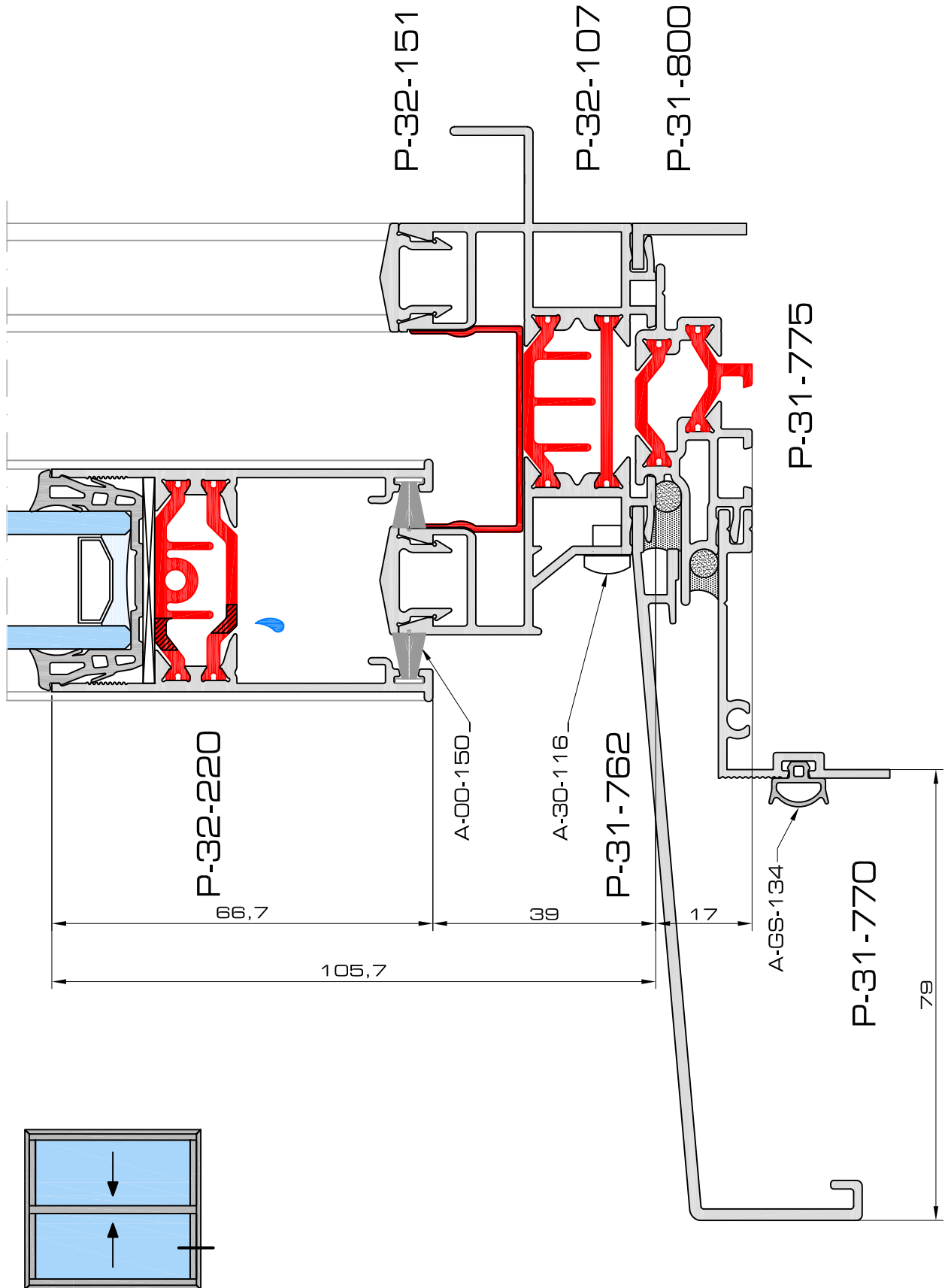
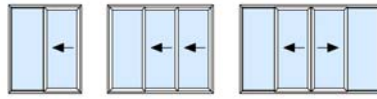
# Pegase P32

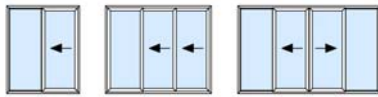


doorsneden • coupes • sections



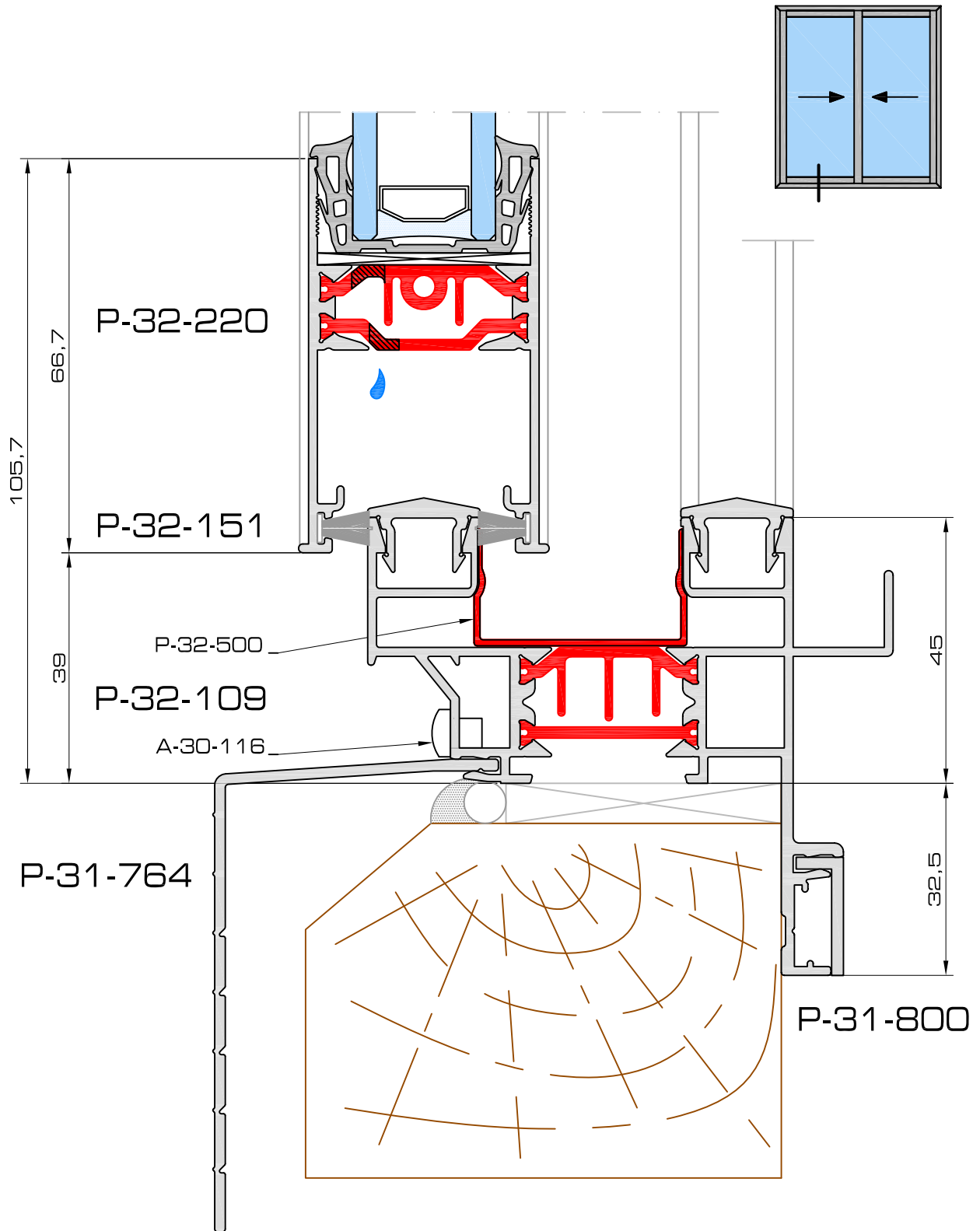




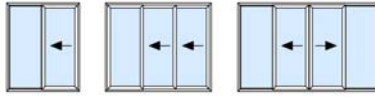


doorsnede • coupes • sections

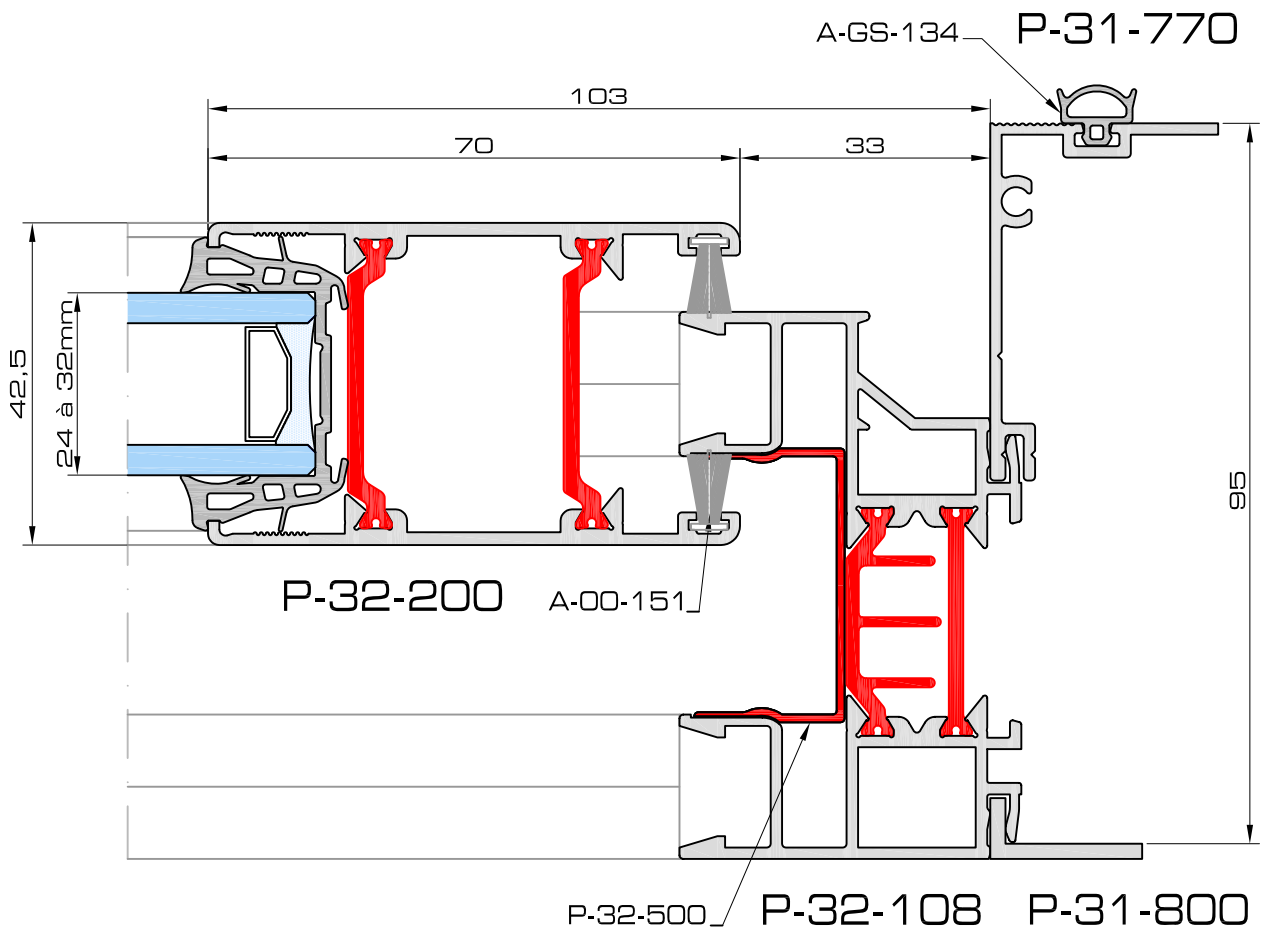
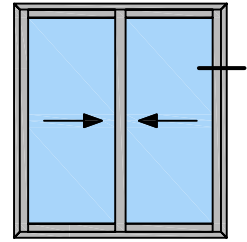
# Pegase P32

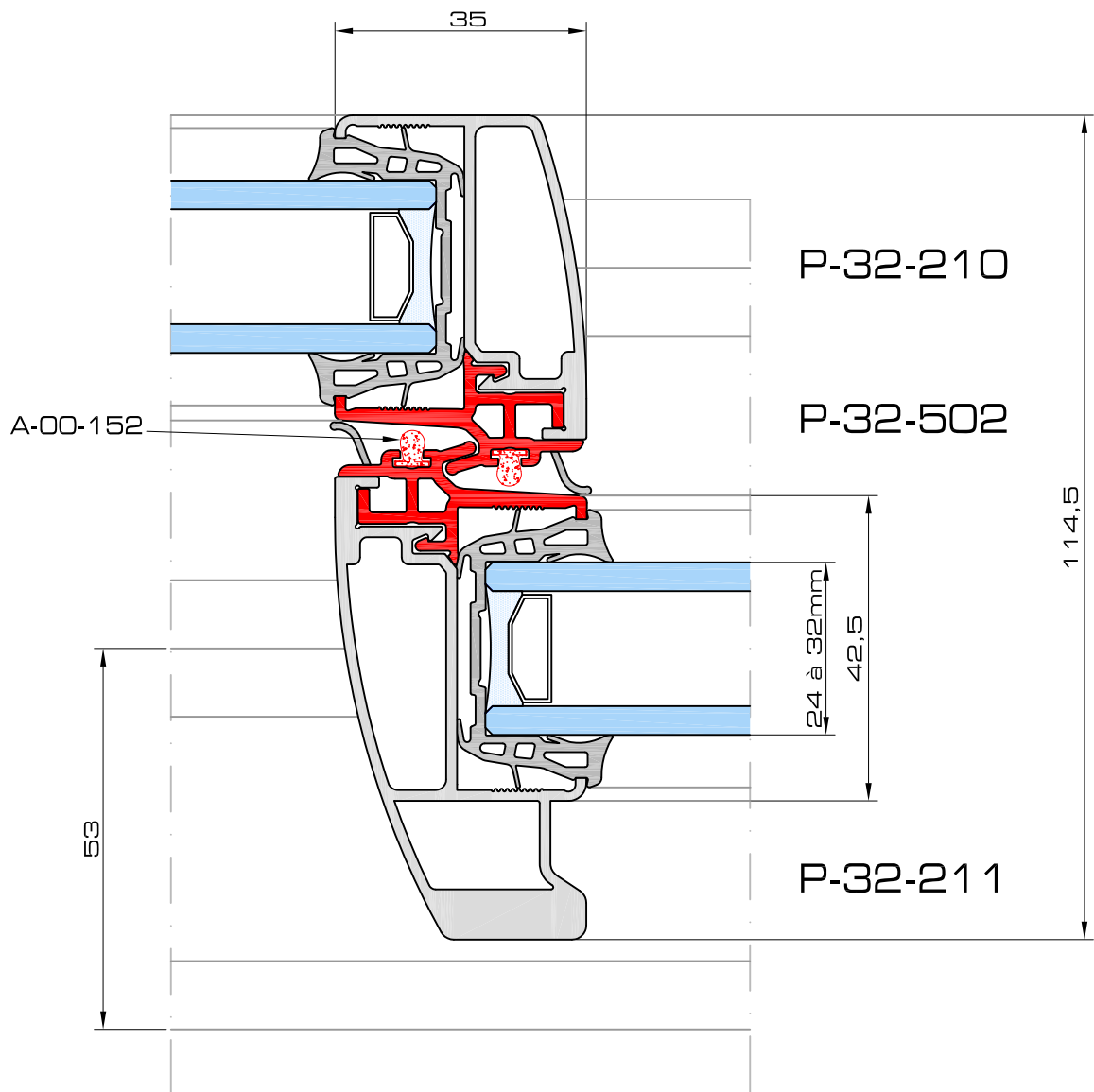
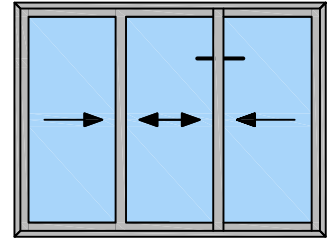
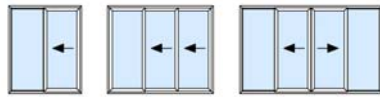


# Pegase P32

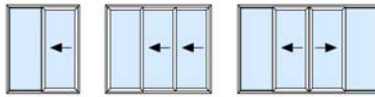


doorsneden • coupes • sections

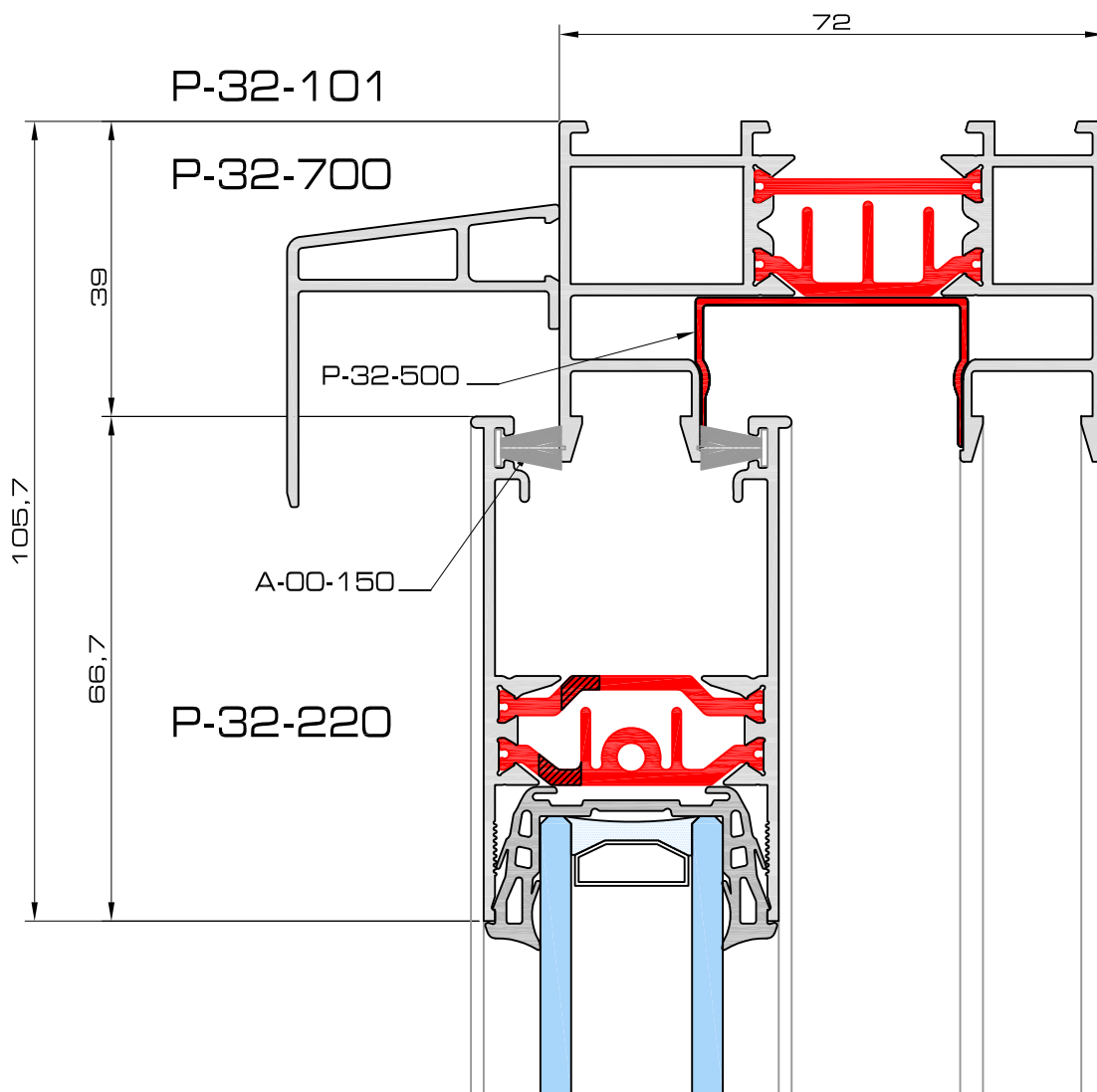
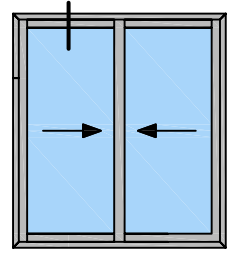


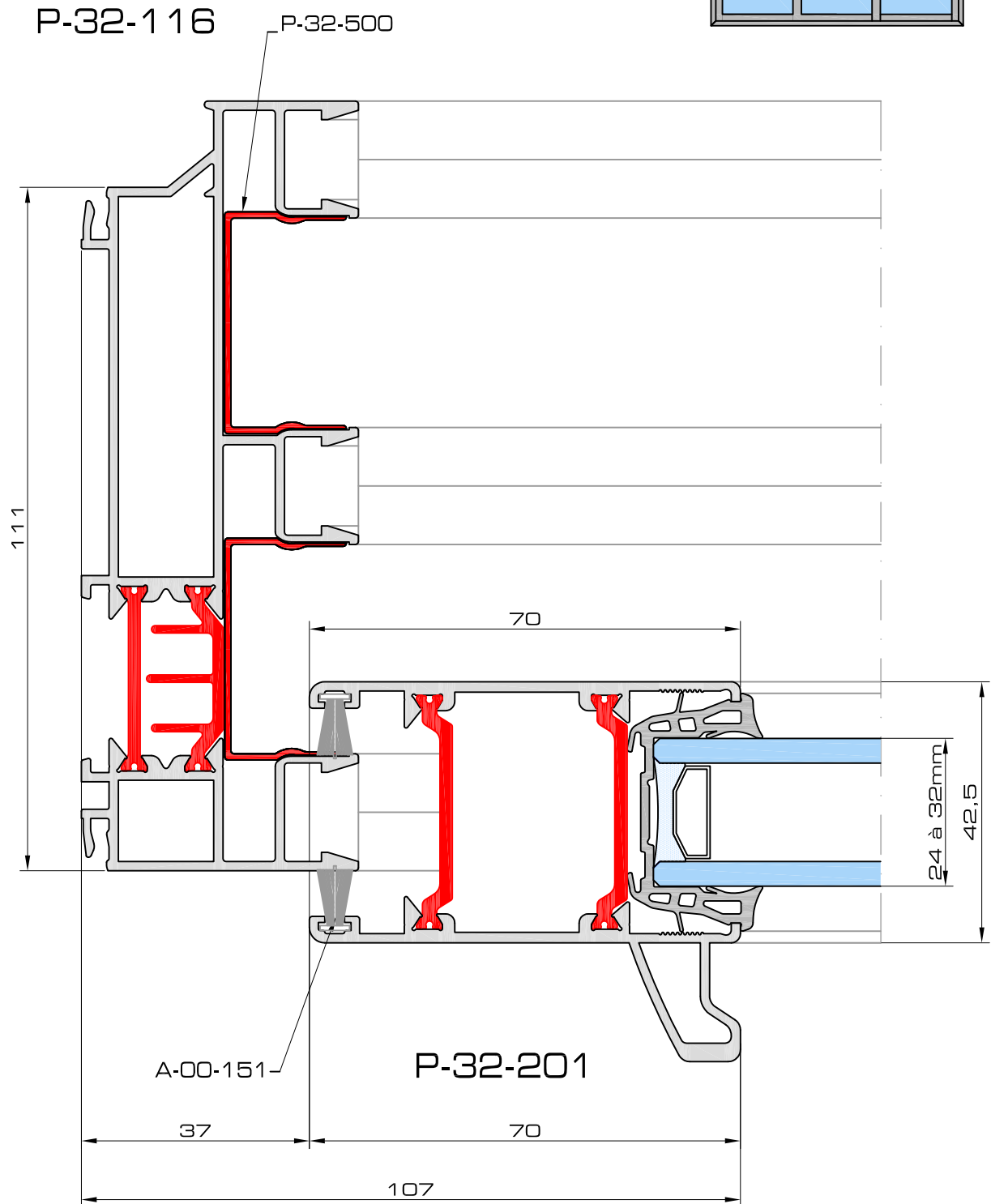
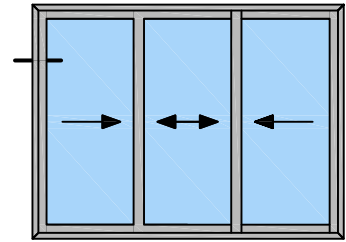
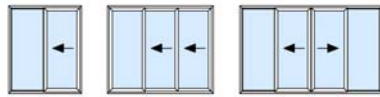


# Pegase P32



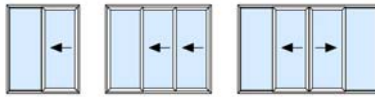
doorsneden • coupes • sections



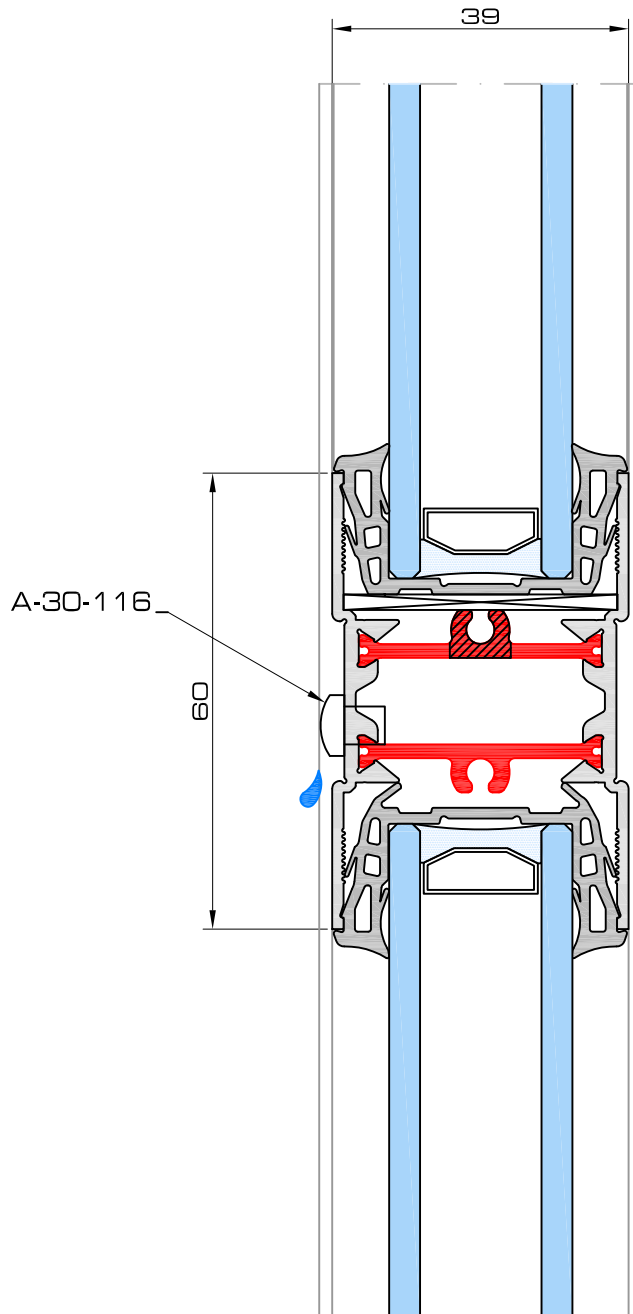
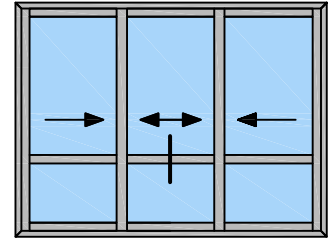




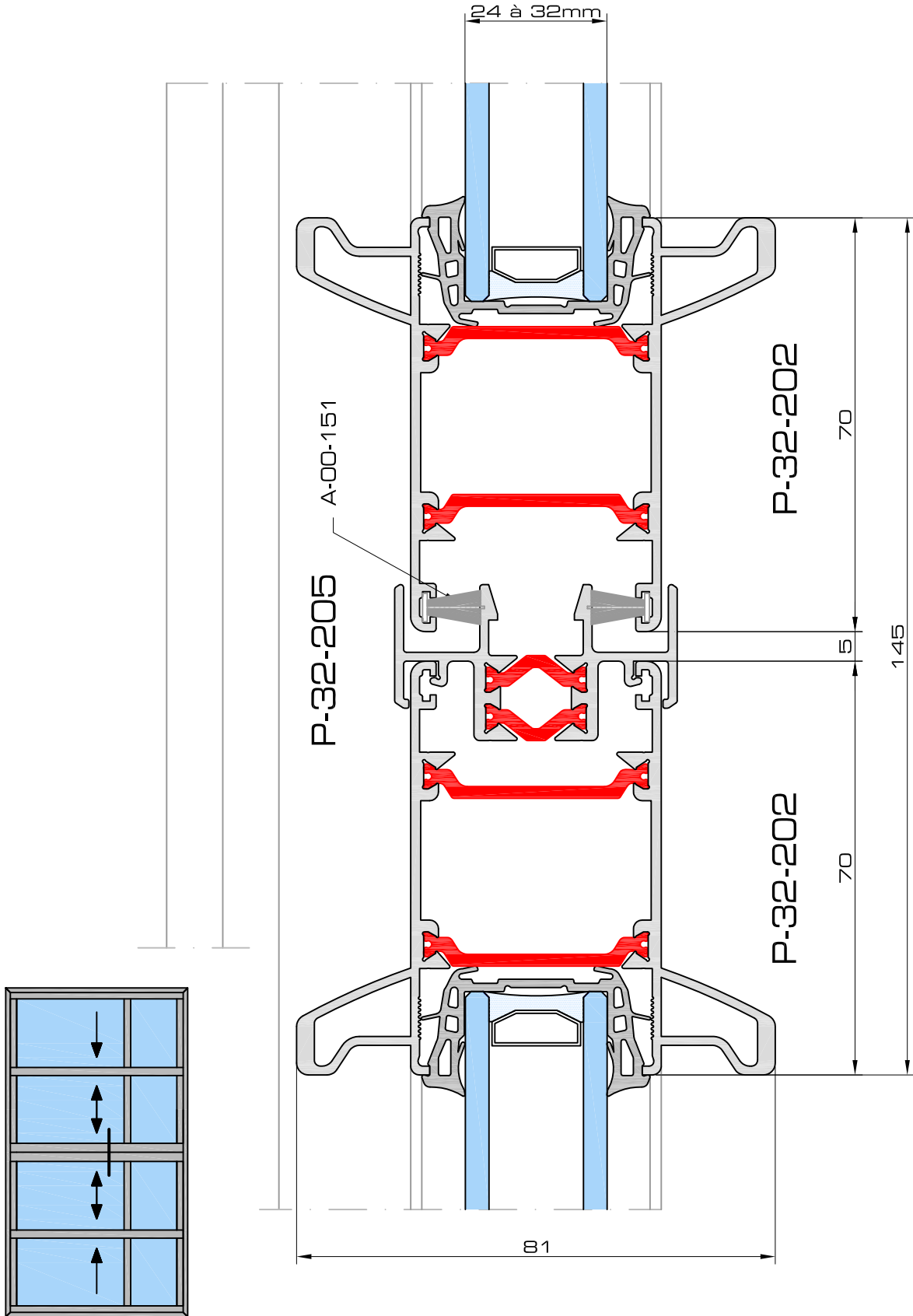
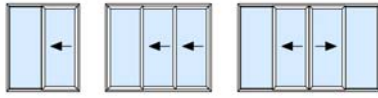
# Pegase P32

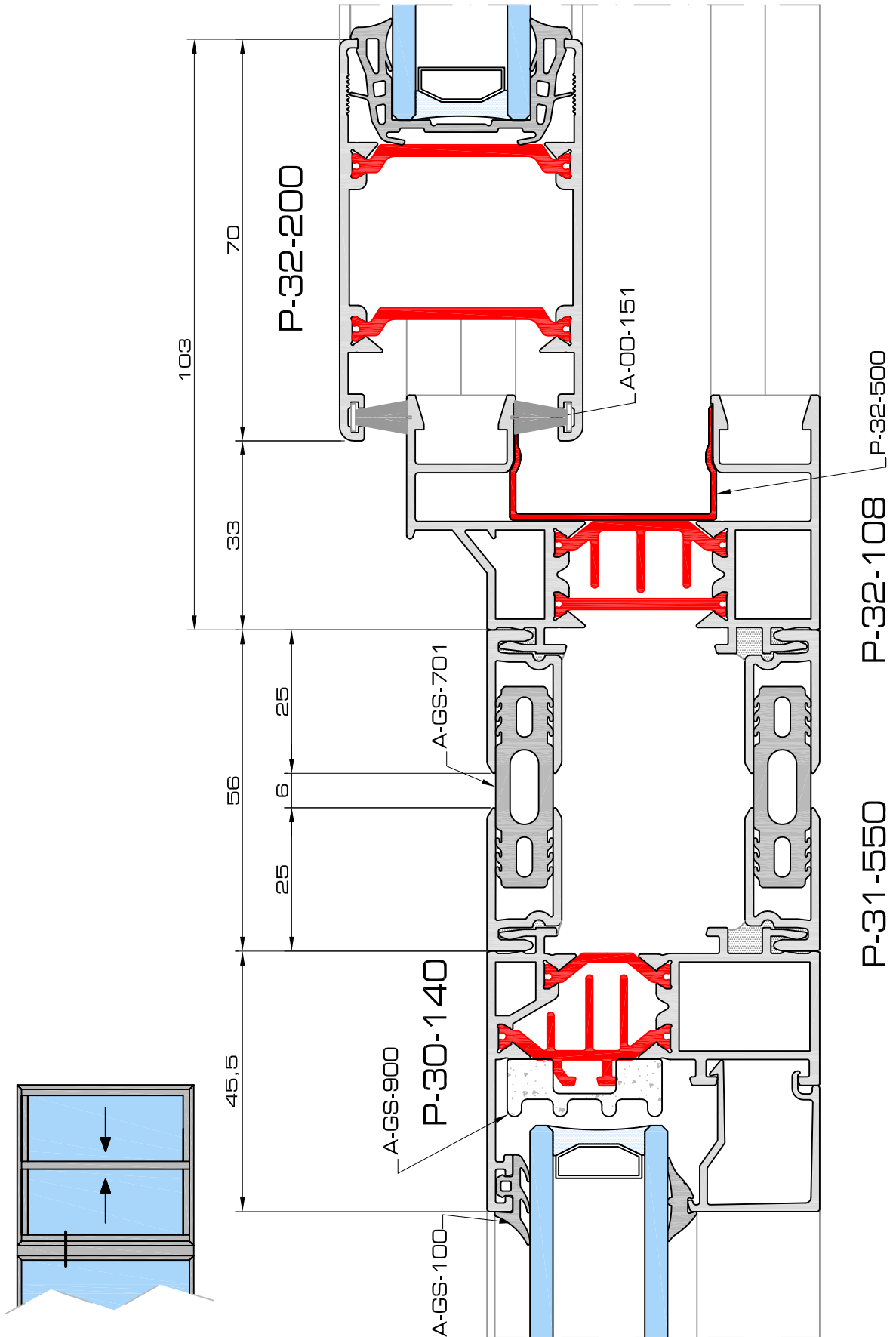
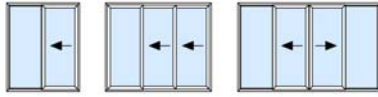


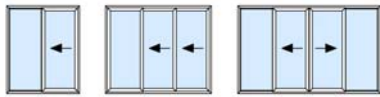
doorsneden • coupes • sections



P-32-221

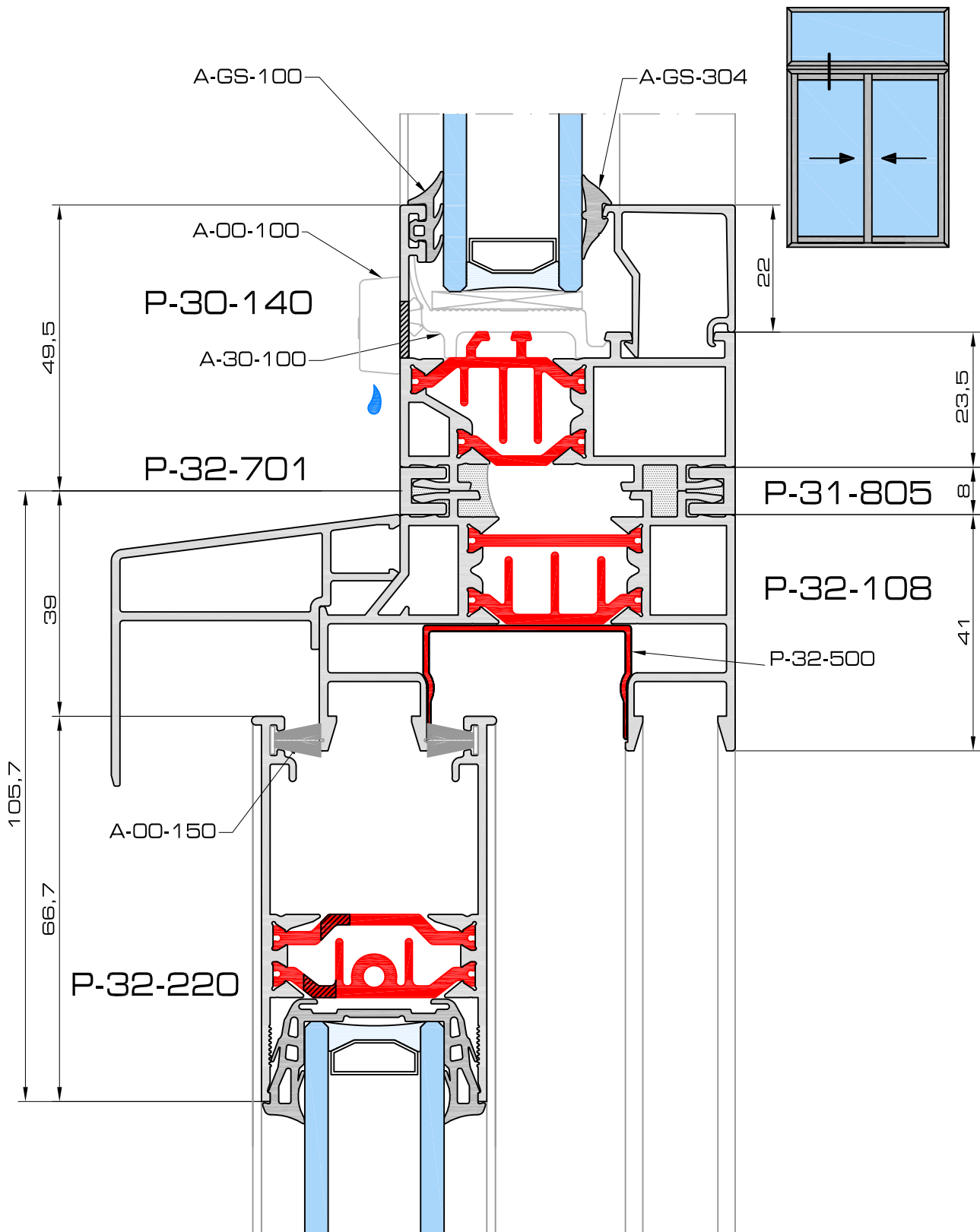


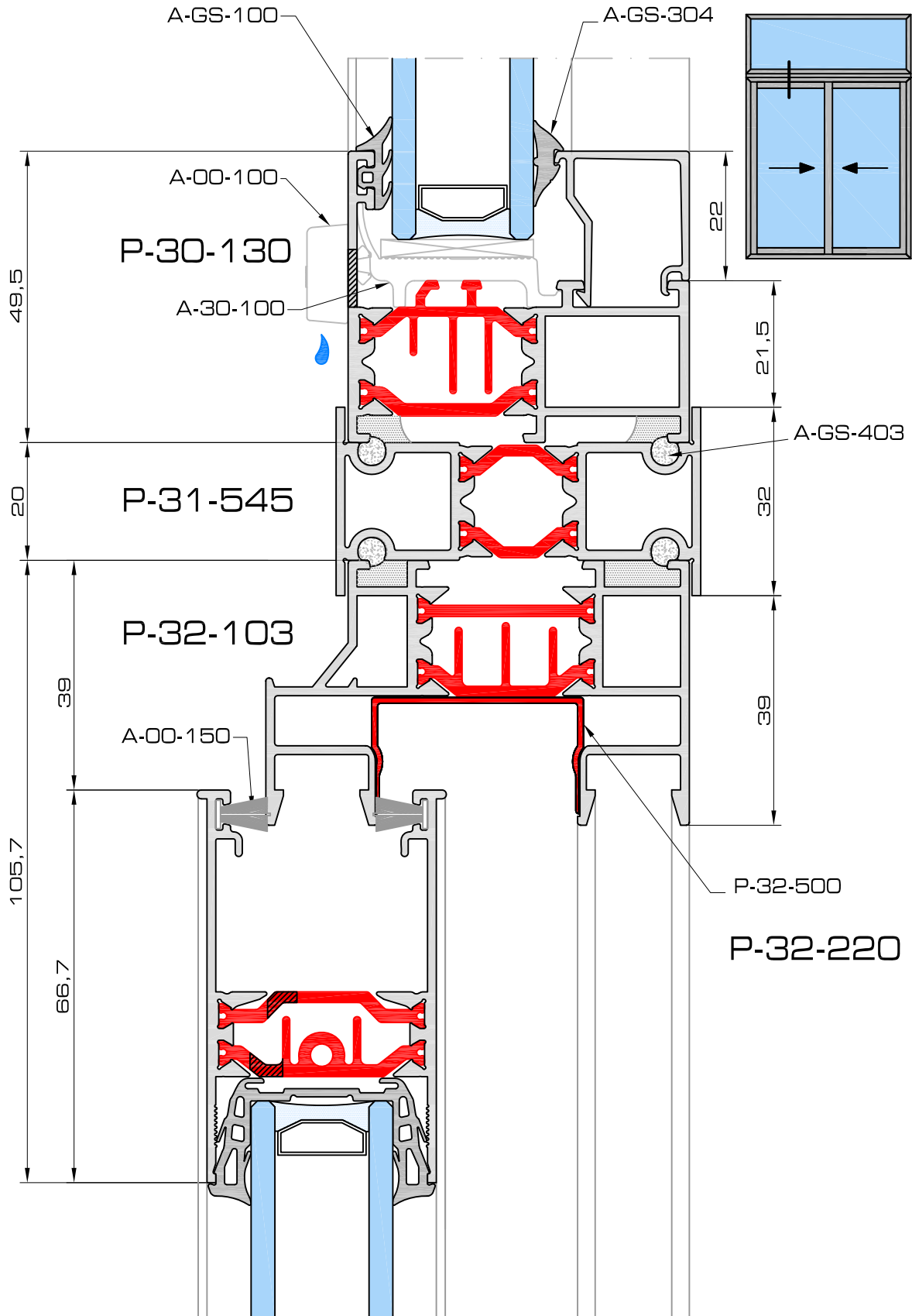
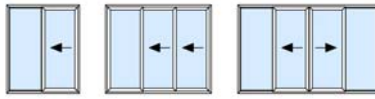


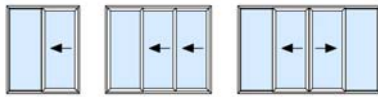


doorsnedeën • coupes • sections

# Pegase P32

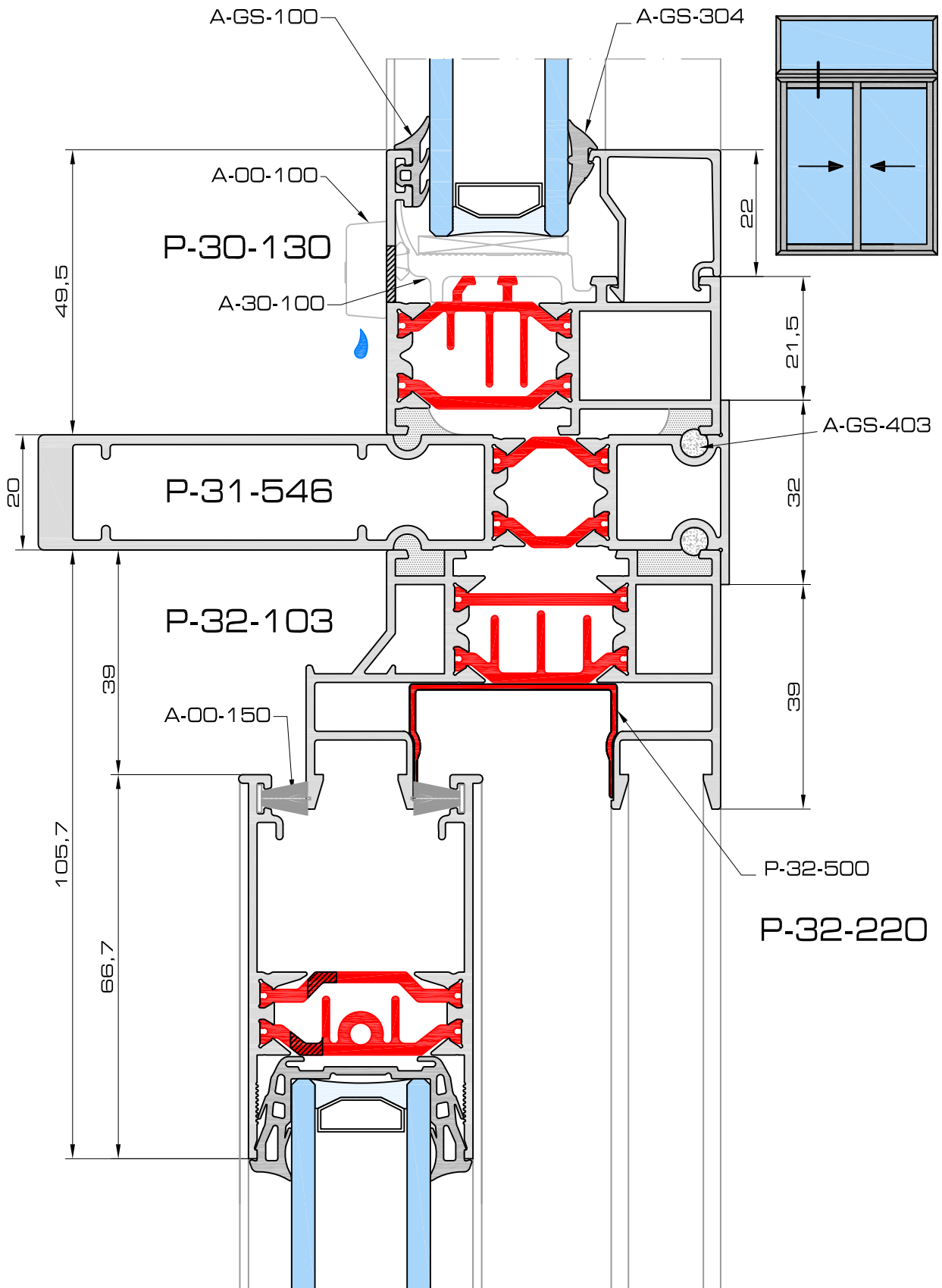




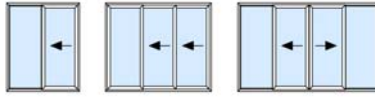


doorsnedeën • coupes • sections

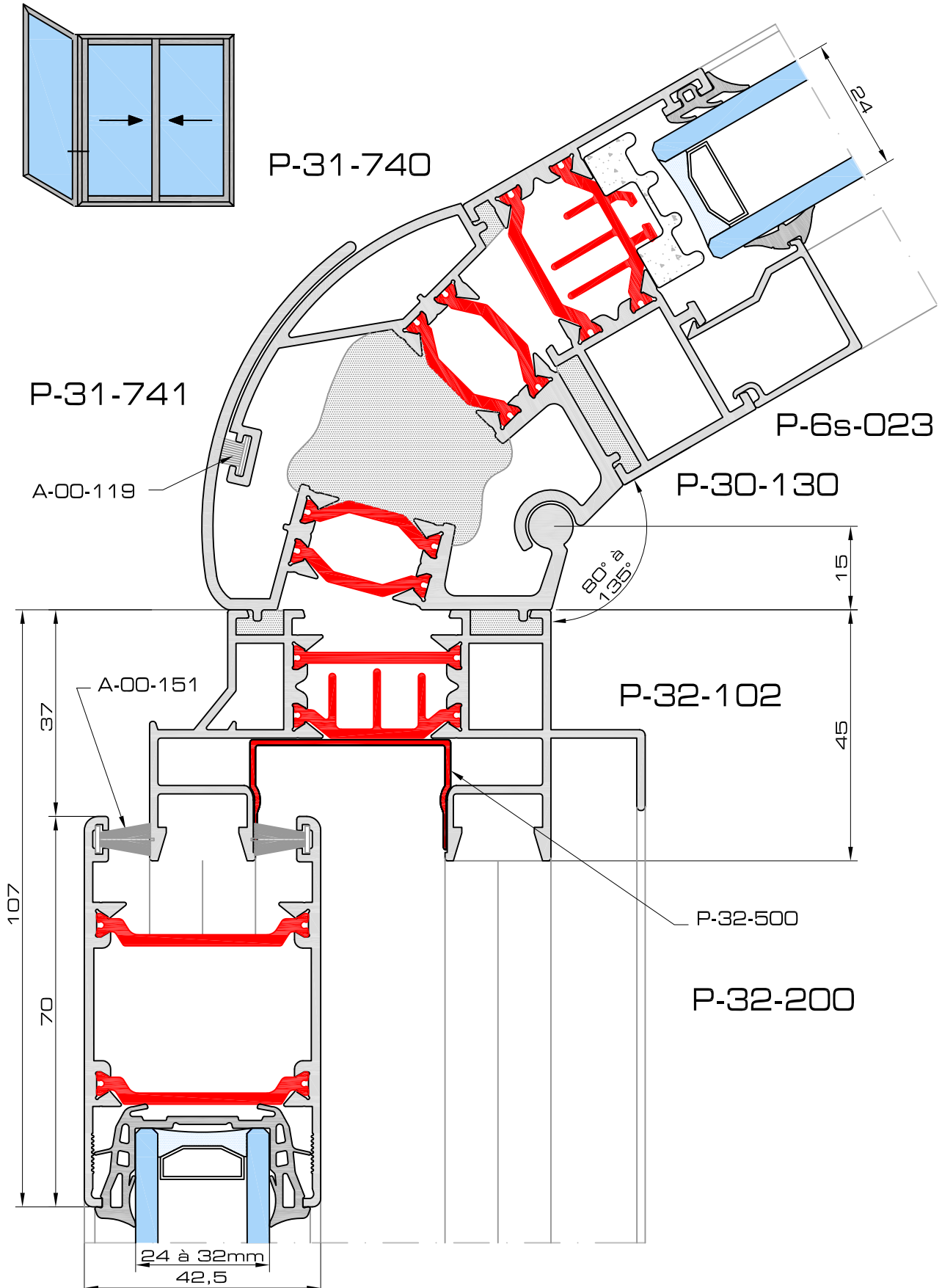
# Pegase P32

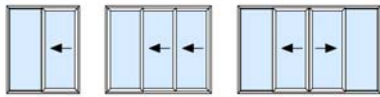


# Pegase P32



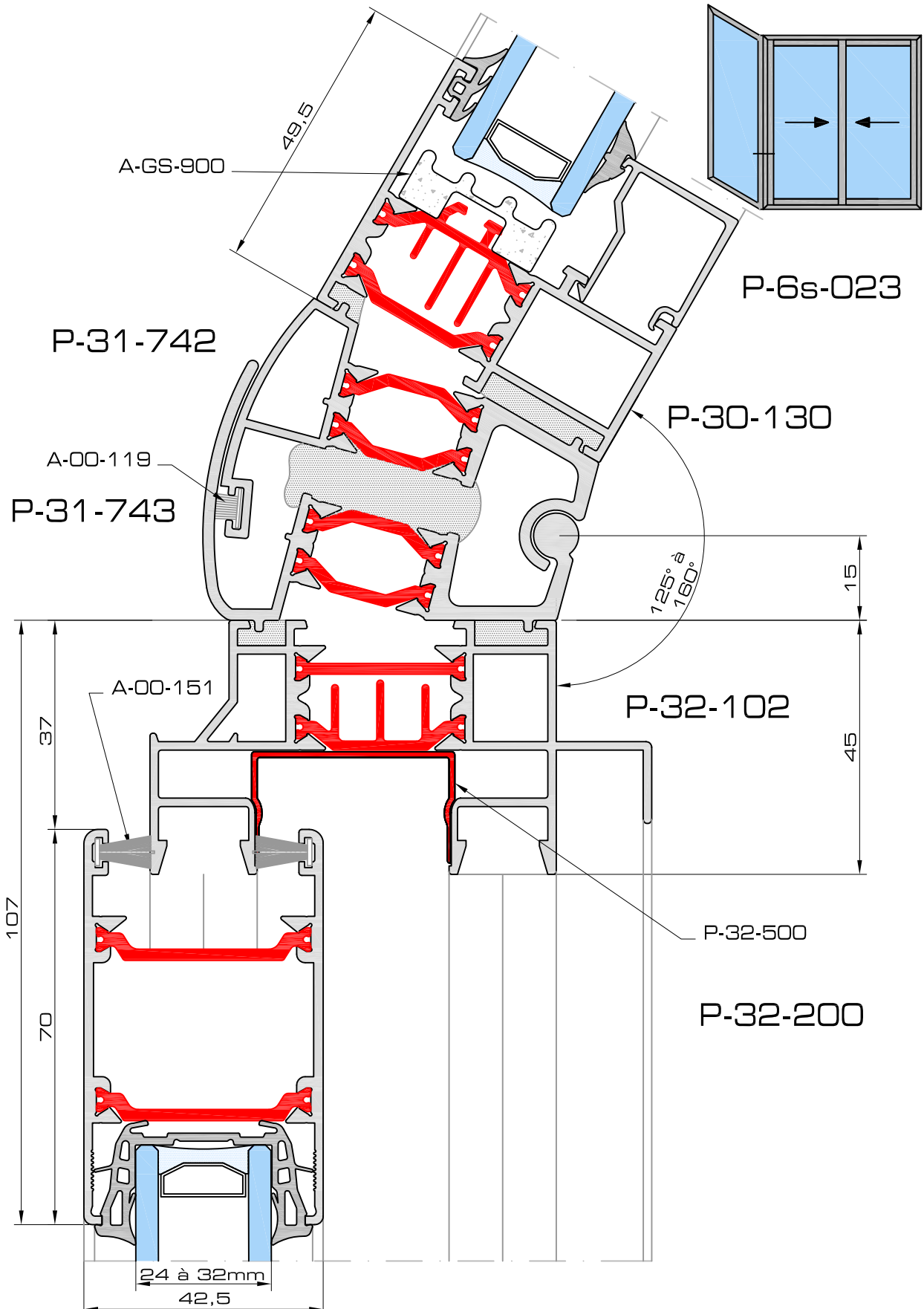
doorsneden • coupes • sections





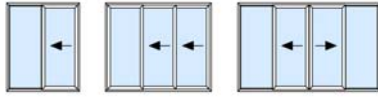
doorsnede • coupes • sections

# Pegase P32

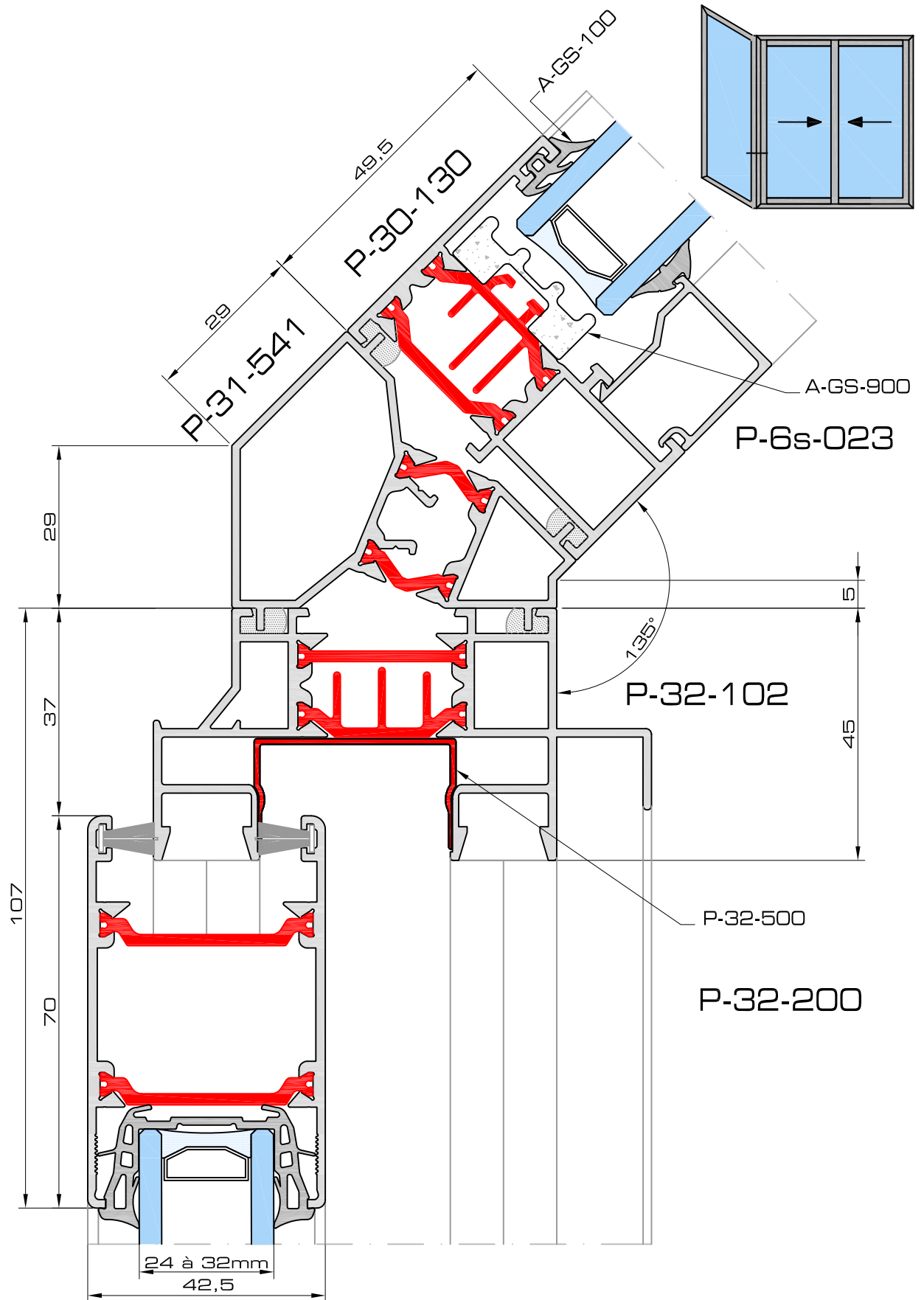


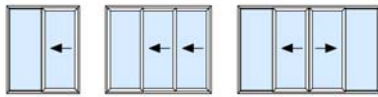


# Pegase P32



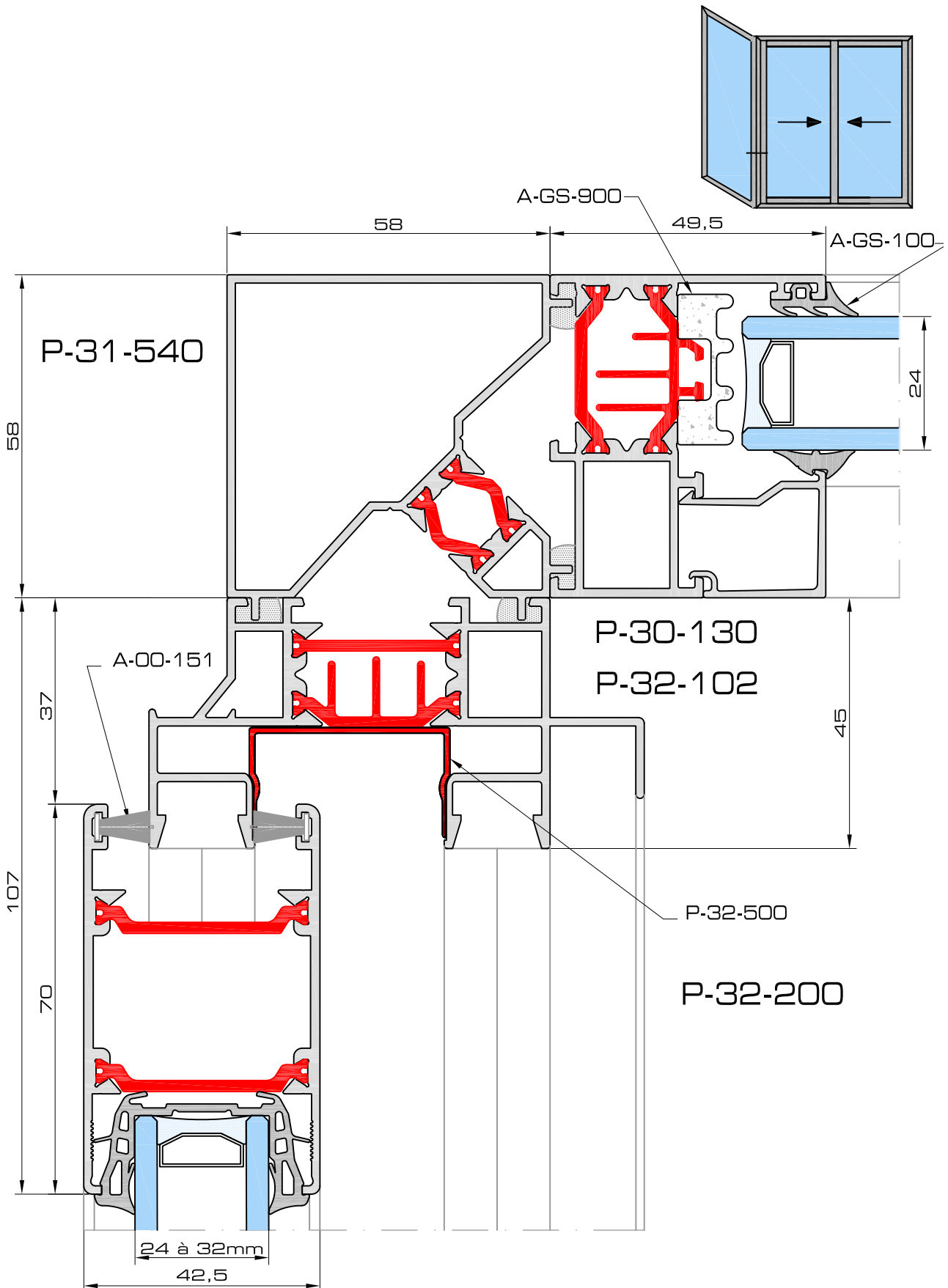
doorsneden • coupes • sections



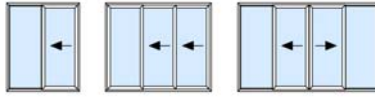


doorsnedeën • coupes • sections

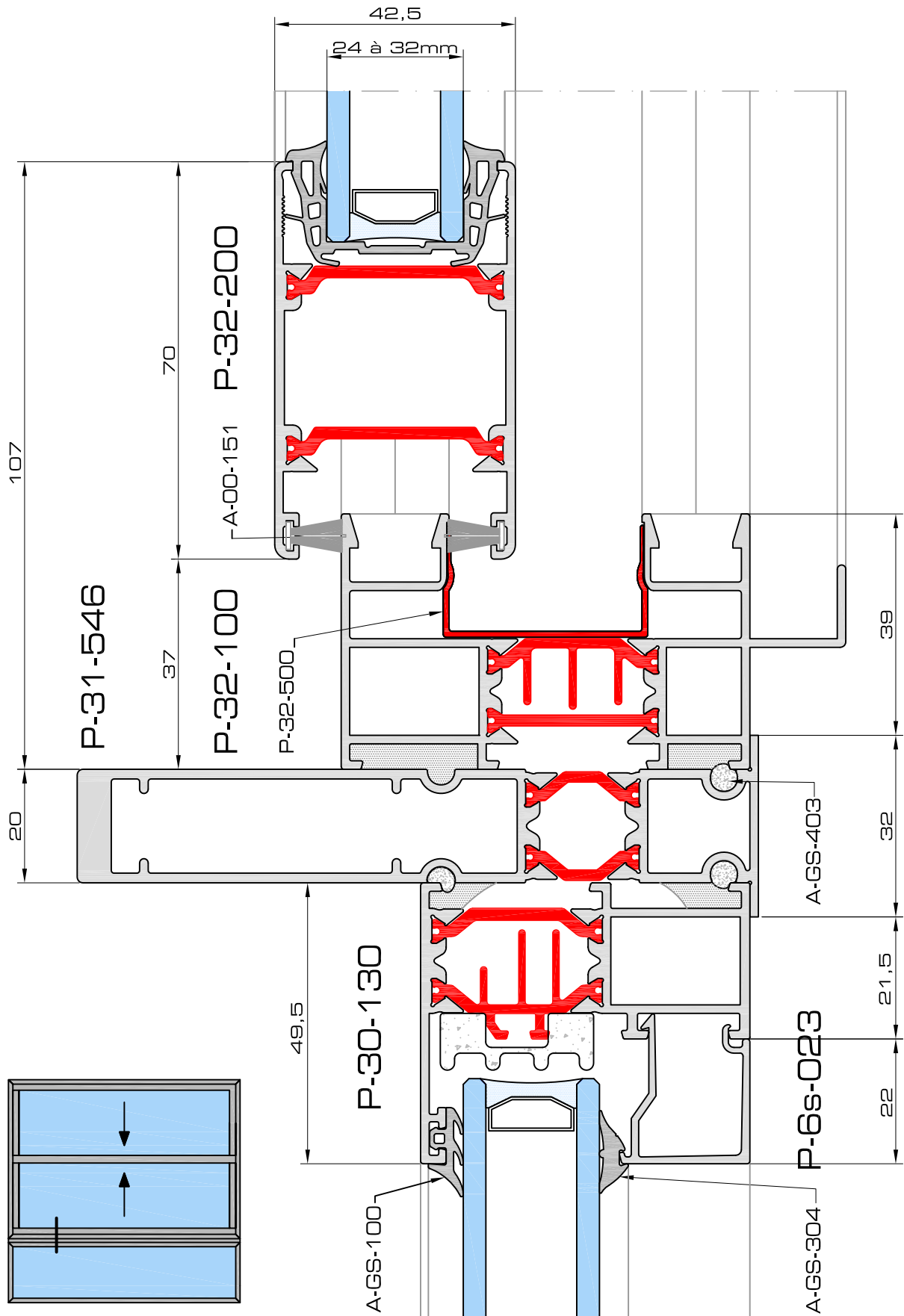
# Pegase P32

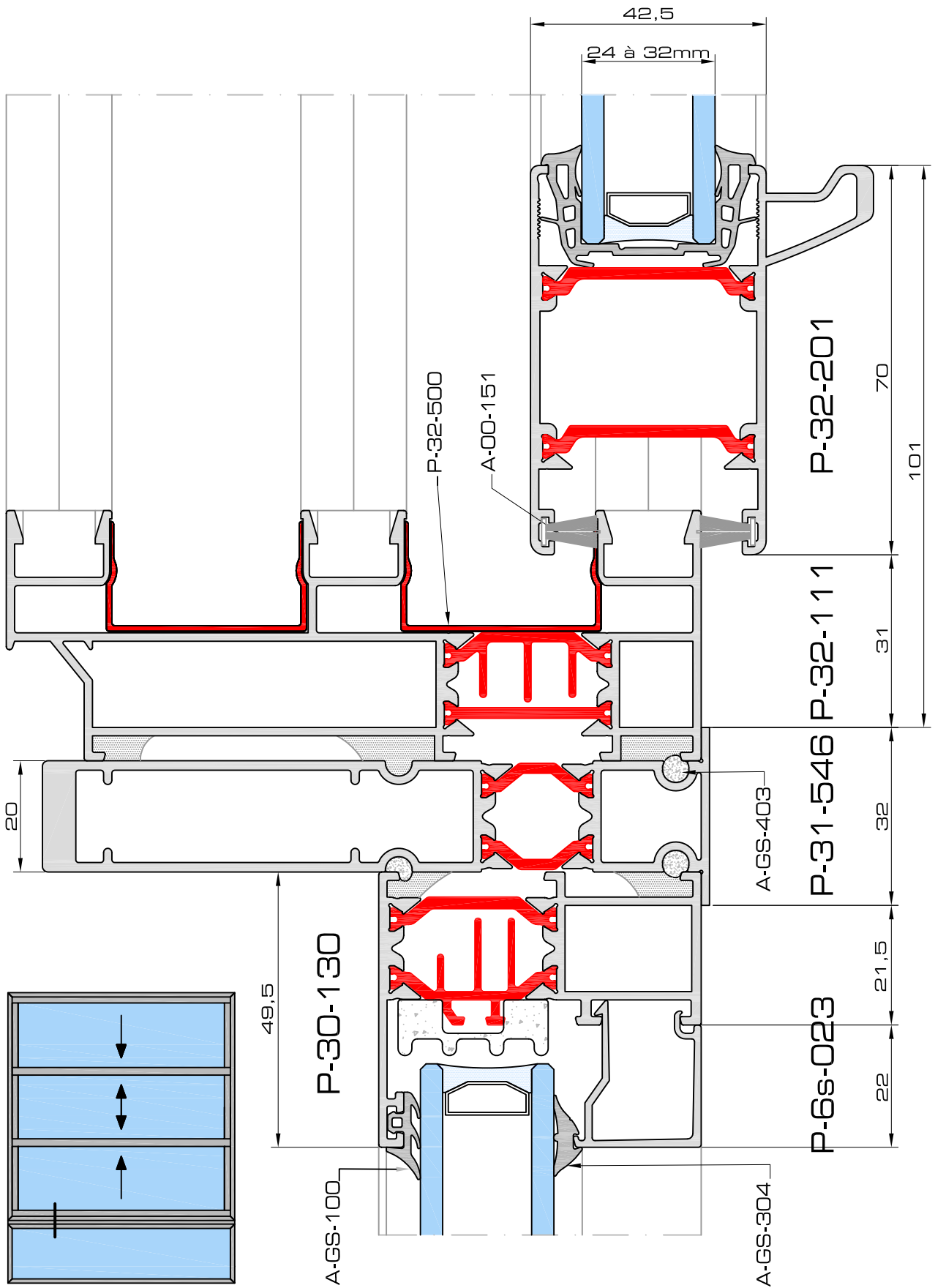
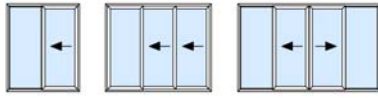


# Pegase P32

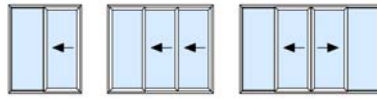


doorsneden • coupes • sections

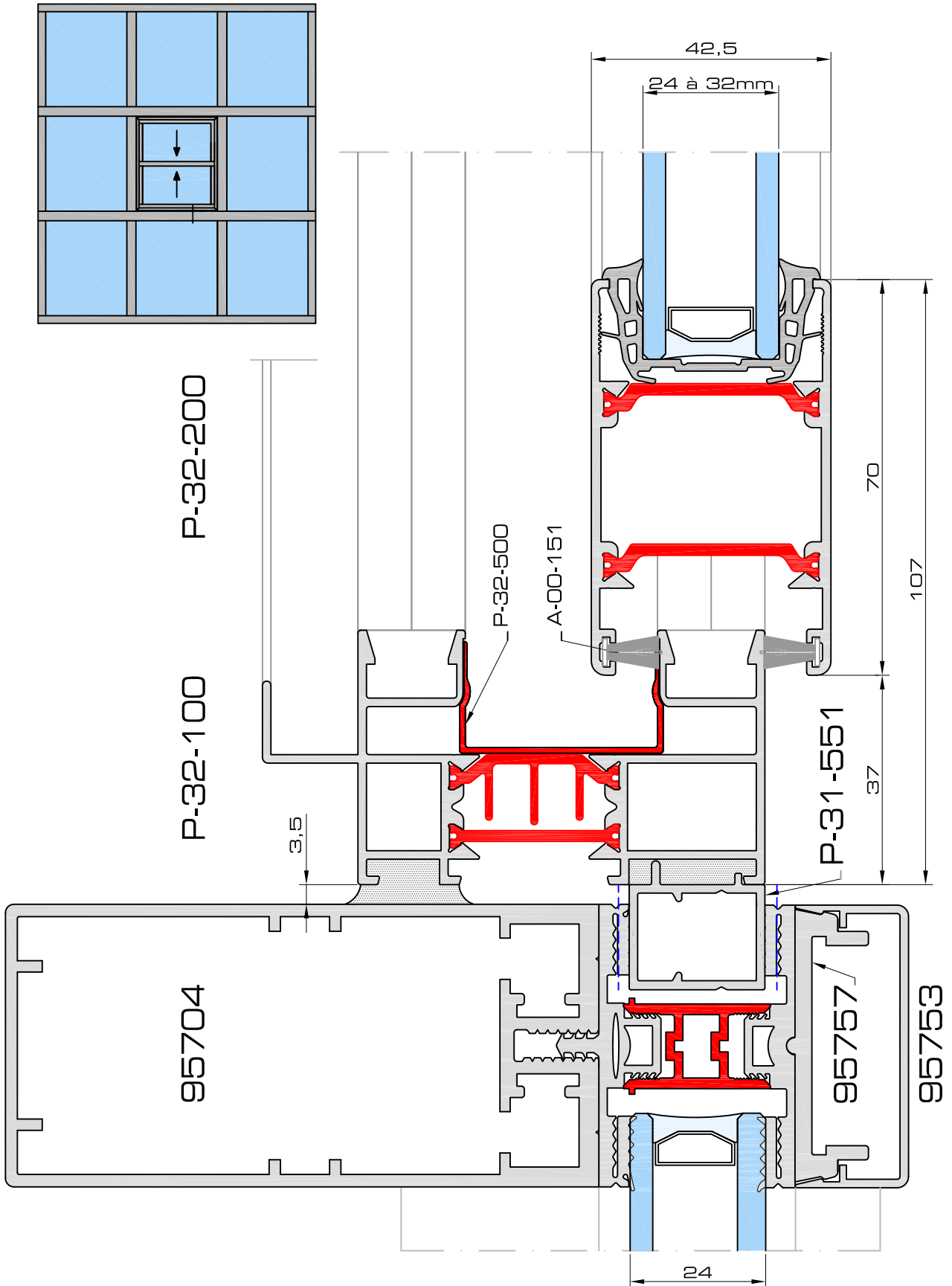


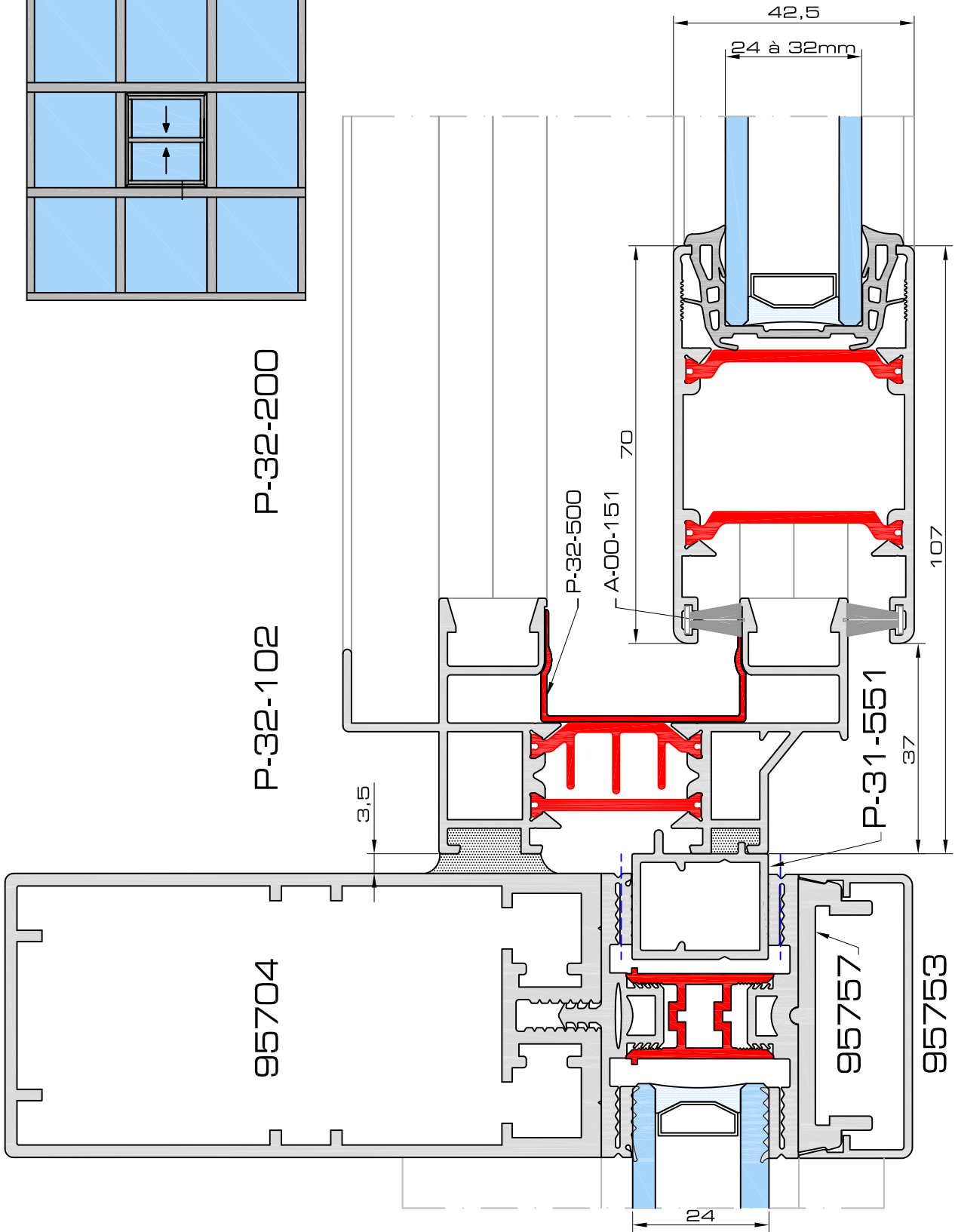
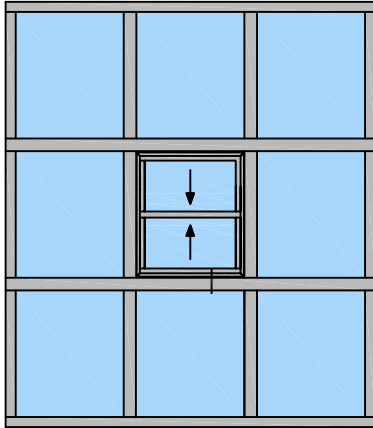
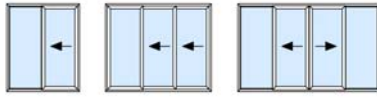


# Pegase P32

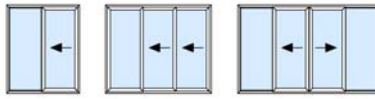


doorsneden • coupes • sections

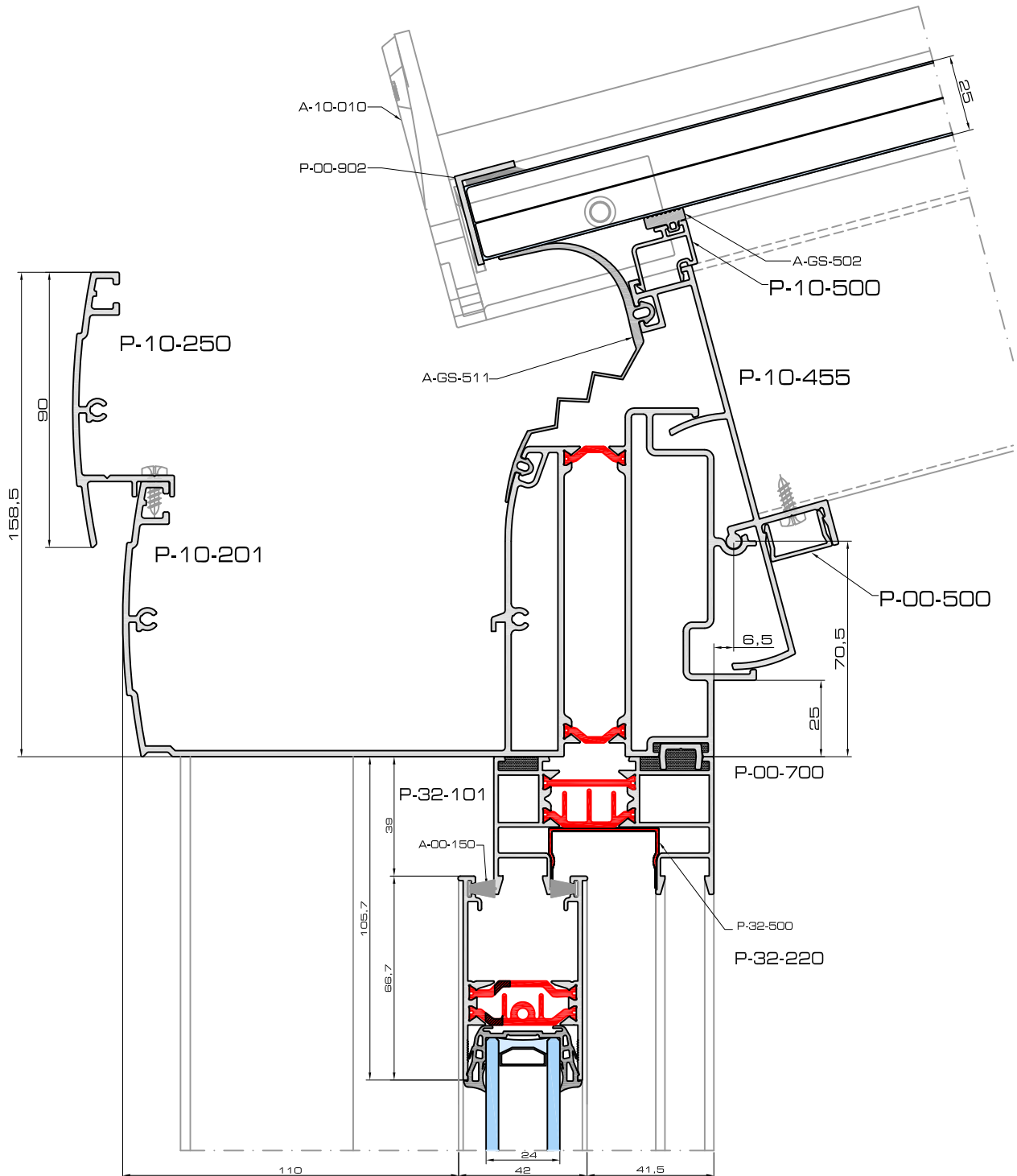


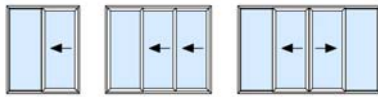


# Pegase P32



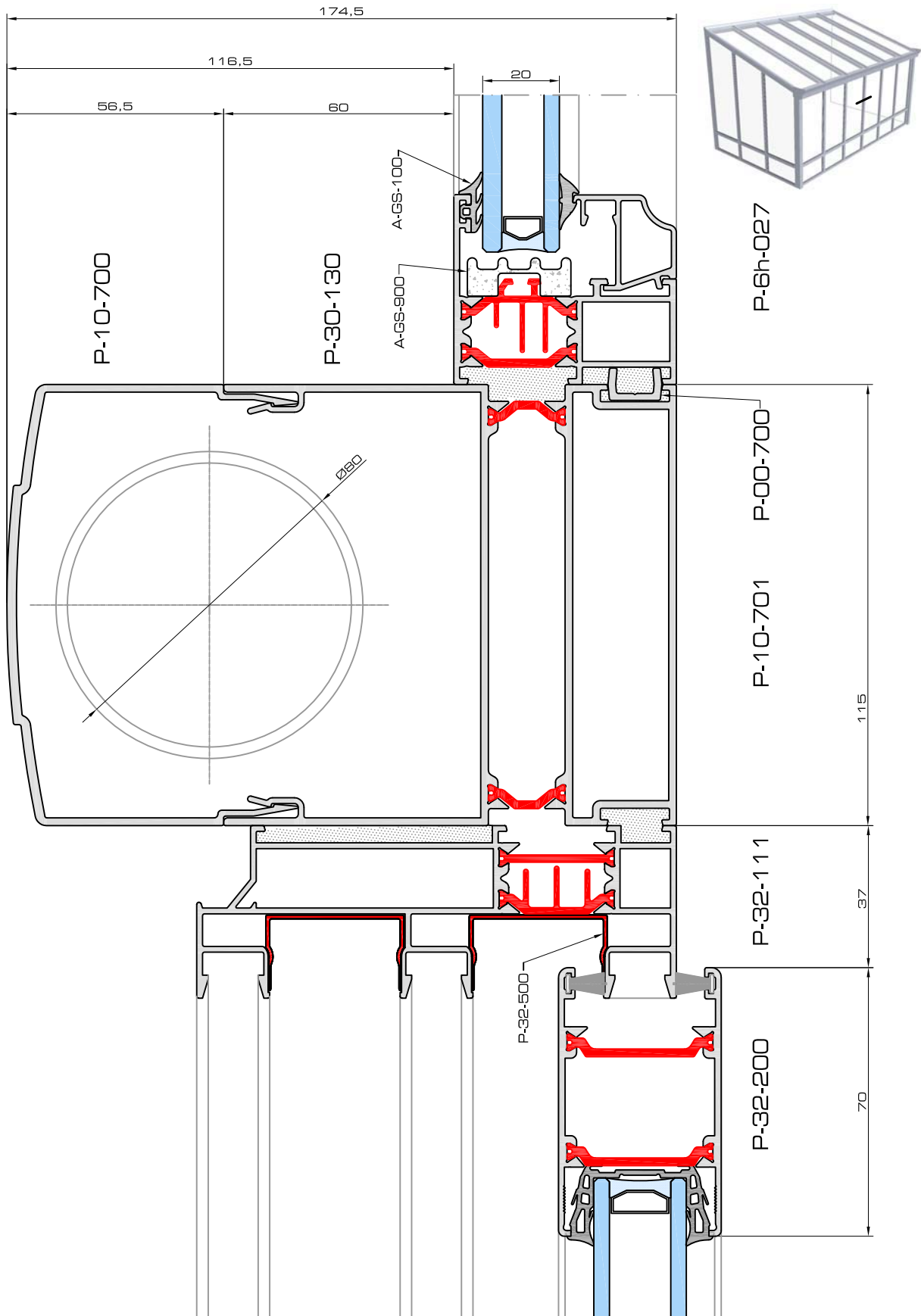
doorsneden • coupes • sections





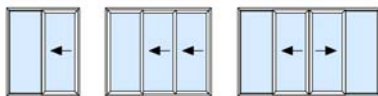
doorsnede • coupes • sections

# Pegase P32

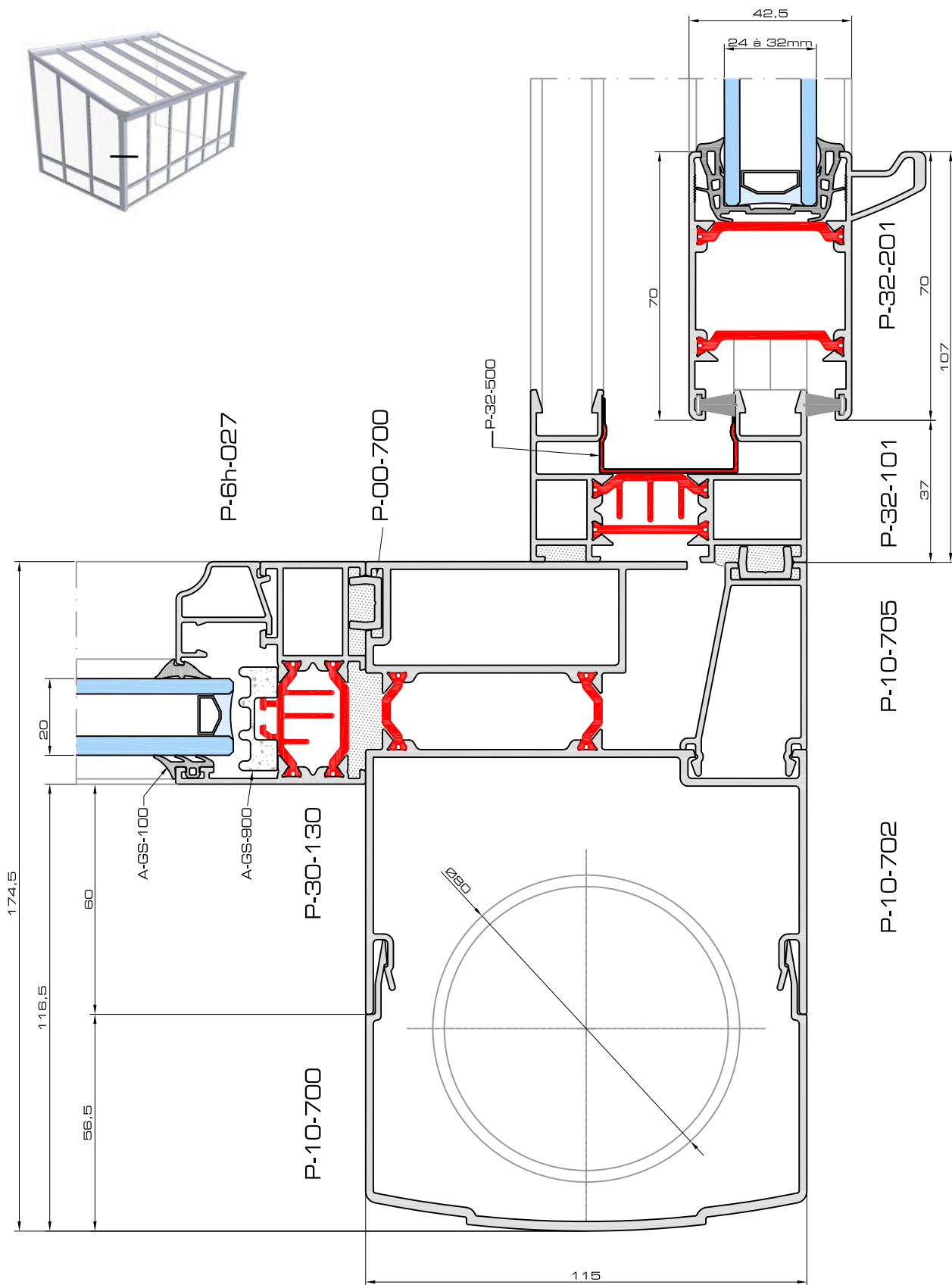


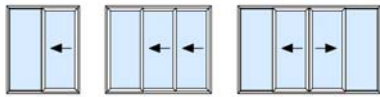


# Pegase P32



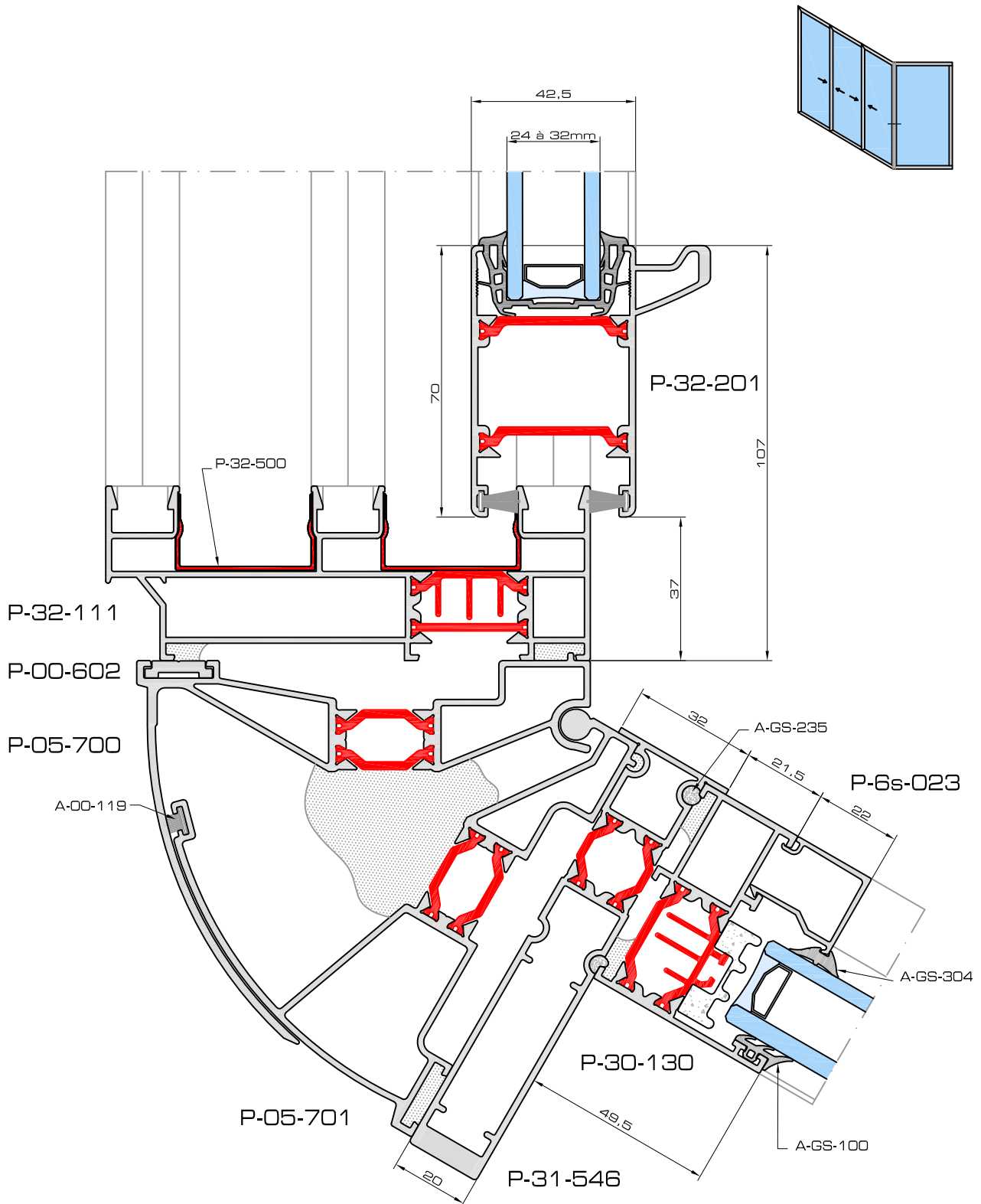
doorsneden • coupes • sections





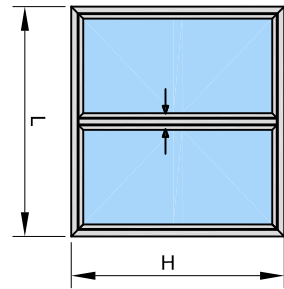
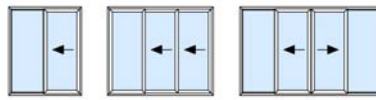
doorsnede • coupes • sections

# Pegase P32



# Pegase P32

zaagtabellen  
feuilles de débits  
sawing table



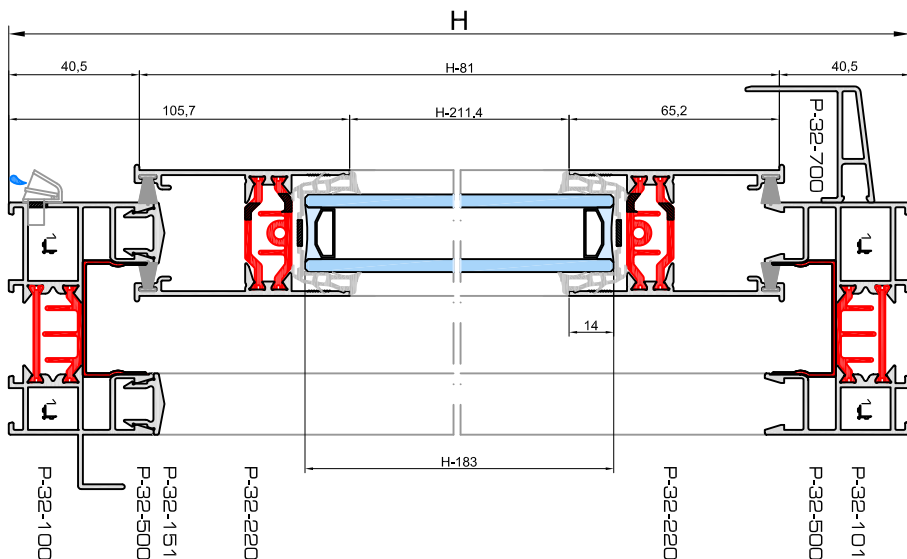
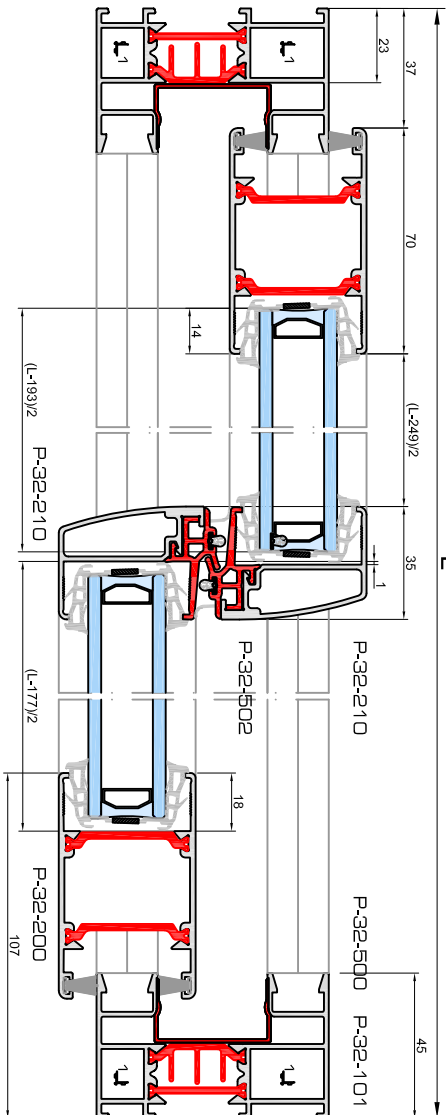
SVG	IN	SVG	OUT	Qtye
L1		A-EM-1523		4
L1	A-EM-1513			4

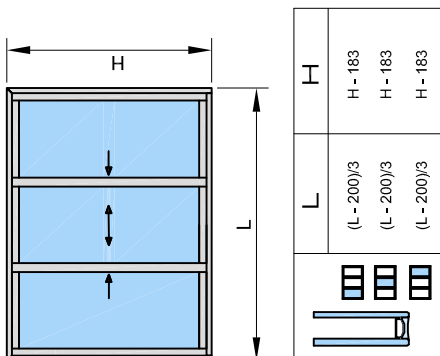
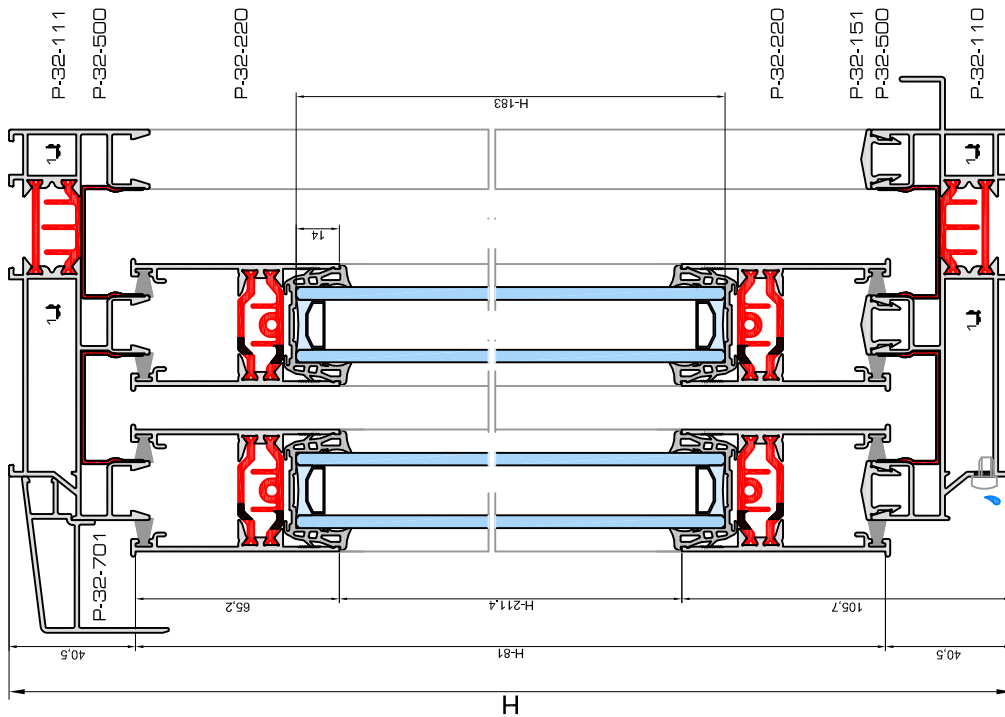
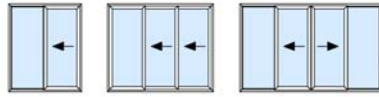
L	H
(L - 193)/2	H - 183
(L - 193)/2	H - 183

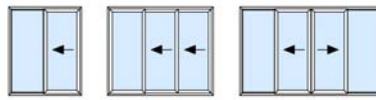
@ Réparation drainage

	B#	L	Qtye	H	Qtye
P-32-100	B#	L	1		
P-32-101	B#	L	1	H	2
P-32-151	*	L-90	2		
P-32-200	I			H-81	2
P-32-210	D	(L - 177)/2	4	H-81	2
P-32-220	H	L-46	2	H-46	2
P-32-500	L			H-81	2
P-32-502	f			H-81	2
P-32-700	L	L	1		

	Qtye	A-32-115	2
A-00-700	1/300mm	A-32-120	2
A-32-113	2 @	A-32-144	2
A-32-100	4	A-32-149	2
A-32-101	2x (1H + 1B)	A-32-152	2
A-32-102	1x (2H + 2B)	A-32-160	4
A-32-107	1x (1H + 1B)		
A-32-108	1x (1G + 1D)	A-00-150	4L
A-32-111	2	A-00-151	4H
A-32-112	6	A-00-152	2H
A-32-114	4	A-GS-450	2L + 4H





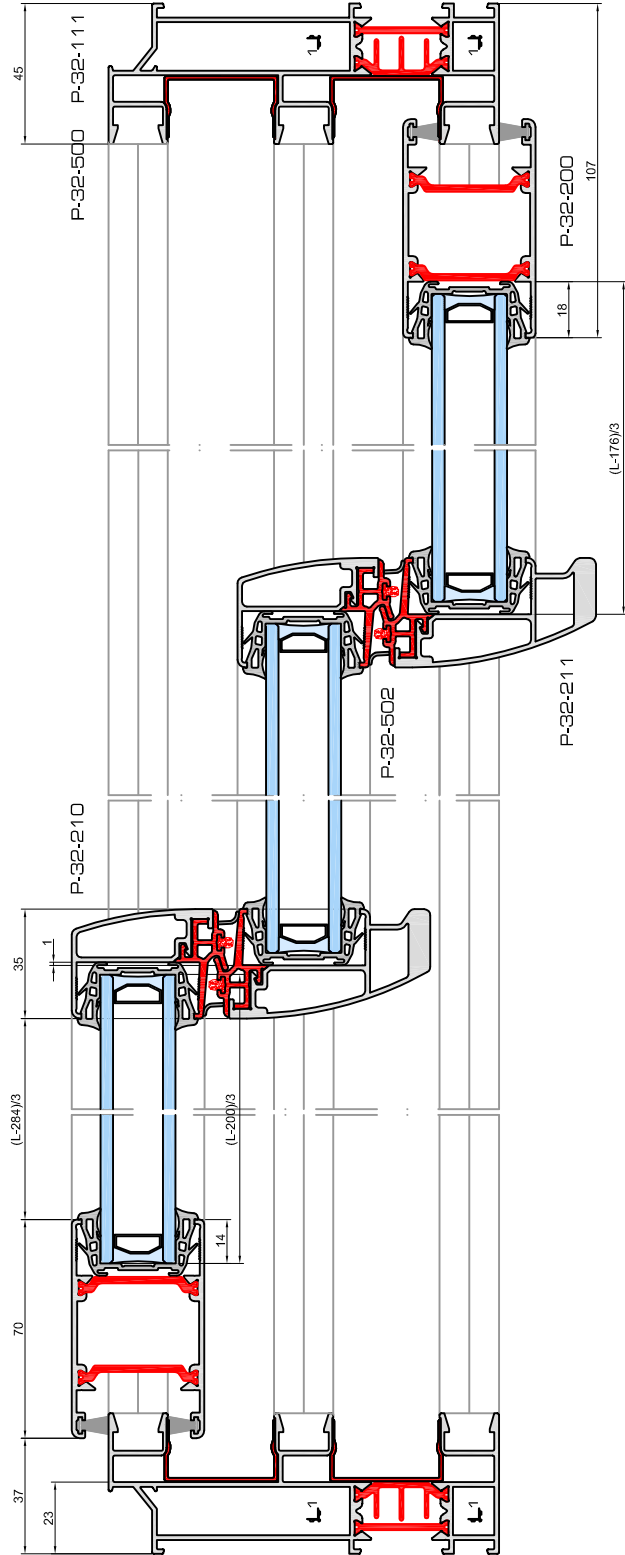
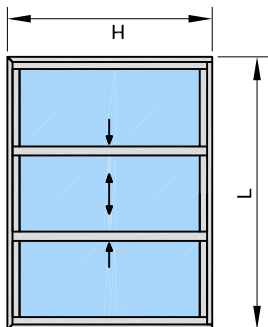


A-32-114	6
A-32-115	4
A-32-120	2
A-32-144	2
A-32-149	2
A-32-152	2
A-32-160	6
A-00-150	4L
A-00-151	4H
A-00-152	4H
A-GS-450	2L + 6H

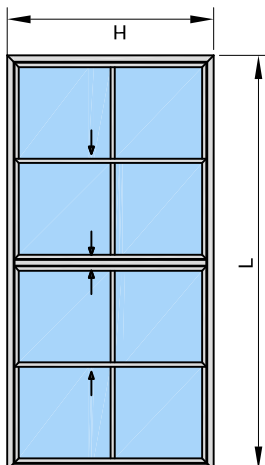
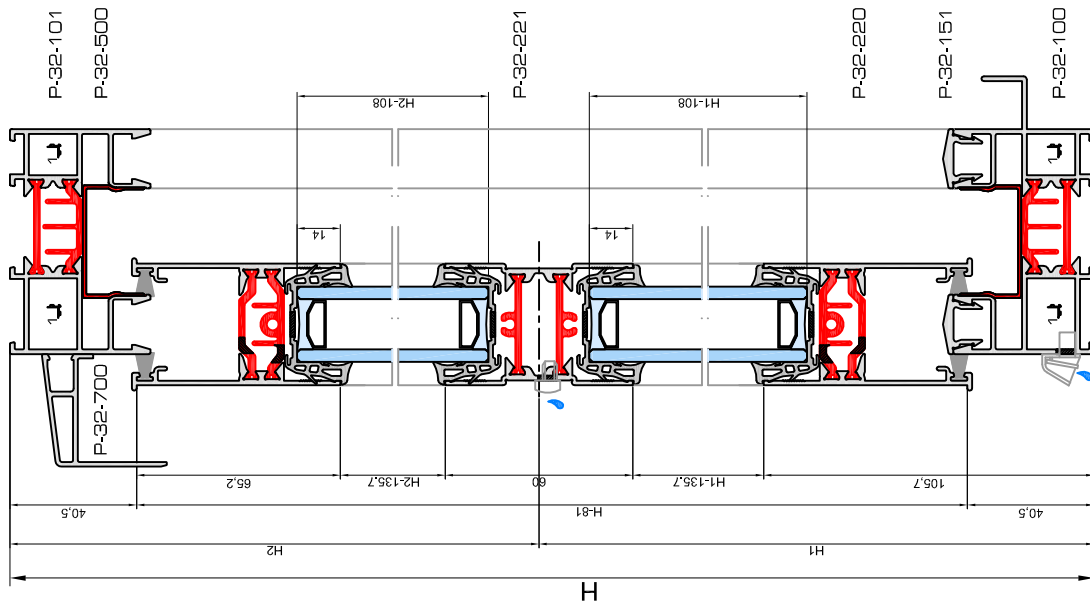
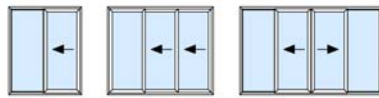
A-00-700	1/300mm
A-30-116	2 @
A-32-100	4
A-32-101	4x (1H + 1B)
A-32-102	2x (2H + 2B)
A-32-105	2x (1H + 1B)
A-32-107	2x (1H + 1B)
A-32-108	1x (1G + 1D)
A-32-111	4
A-32-112	8

	SVG IN	SVG OUT	Gte
L1	A-EM-1513	A-EM-1562	4
L1	A-EM-1513		4

	L	H	Gte
P-32-110	L		1
P-32-111	L	H	2
P-32-151	L-90		3
P-32-200		H-81	2
P-32-210		H-81	2
P-32-211		H-81	2
P-32-220	(L-176)/3		6
P-32-500	L-46	H-46	4
P-32-502		H-81	4
P-32-701	L		1

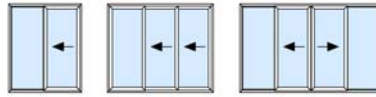


© Réparation drainage

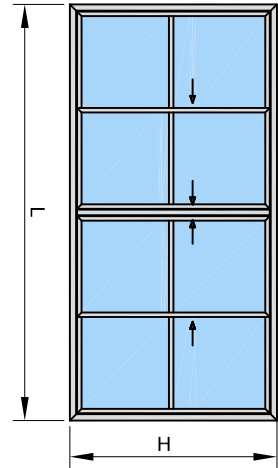


H	H2 - 108	H2 - 108
	H1 - 108	H1 - 108
L	(L - 317)/4	(L - 317)/4
	(L - 317)/4	(L - 317)/4

# Pegase P32



zaagtabellen  
feuilles de débits  
sawing table



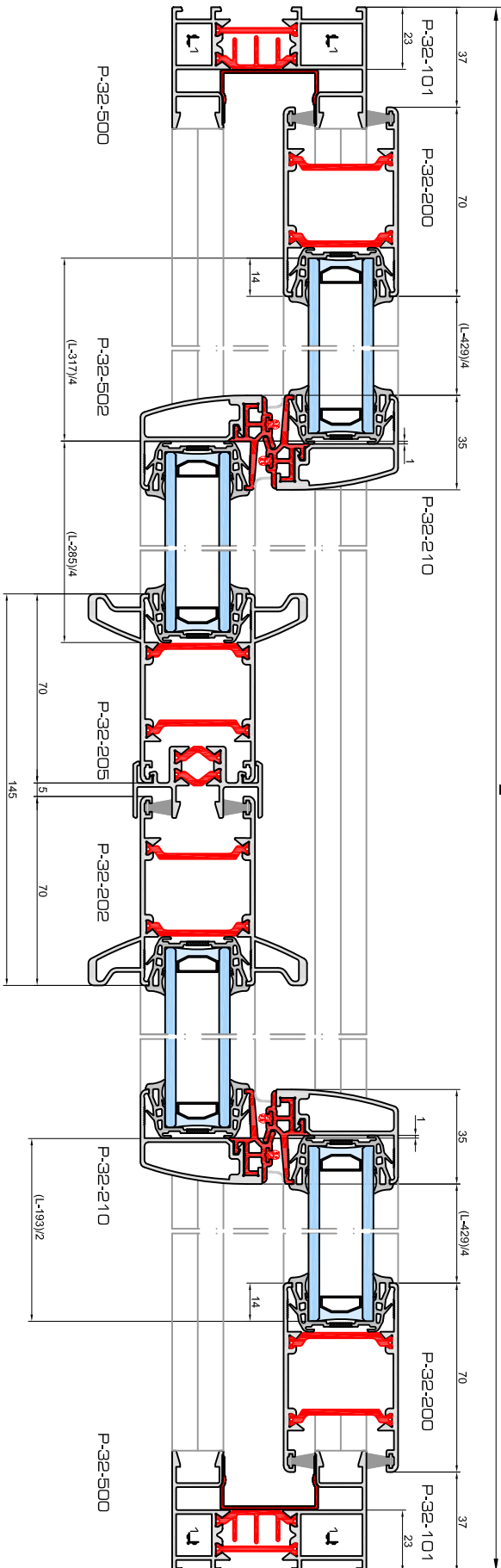
SVG	N	SVG	OUT	Que
A-EM-1513		A-EM-1523		4
				4

Model	Profile	L	Que	H	Que
P-32-100	HH	L	1		
P-32-101	HH	L	1	H	2
P-32-151	*	L-90	2		
P-32-200	HC			H-81	2
P-32-202	HC			H-81	2
P-32-205	E			H-135	1
P-32-210	P			H-81	4
P-32-220	H	(L-285)/4	8		
P-32-221	H	(L-285)/4	4		
P-32-500	L	L-46	2	H-46	2
P-32-502	L			H-81	4
P-32-700	L	L	1		

Model	Profile	Que
A-00-700	1/300mm	
A-30-116	8	
A-32-113	2@	
A-32-100	8	
A-32-101	4x (1H + 1B)	
A-32-102	2x (2H + 2B)	
A-32-103	4x (1H + 1B)	
A-32-107	3x (1H + 1B)	
A-32-108	1x (1G + 1D)	
A-32-109	1x (1H + 1B)	
A-32-110	4	
A-32-111	4	
A-32-112	8	
A-32-114	16	
A-32-115	6	

Model	Profile	Que
A-32-120		3
A-32-121		1
A-32-144		3
A-32-149		3
A-32-152		3
A-32-160		8
A-00-150		4L
A-00-151		6H
A-00-152		4H
A-GS-450		4L + 8H

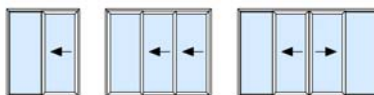
@ Répartition drainage



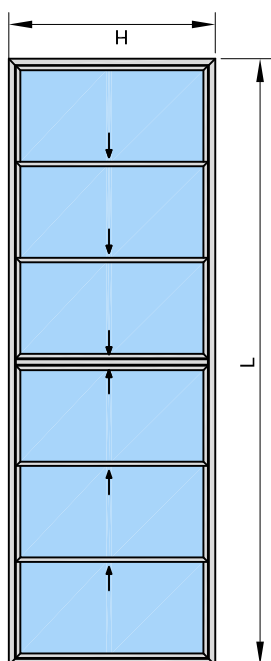
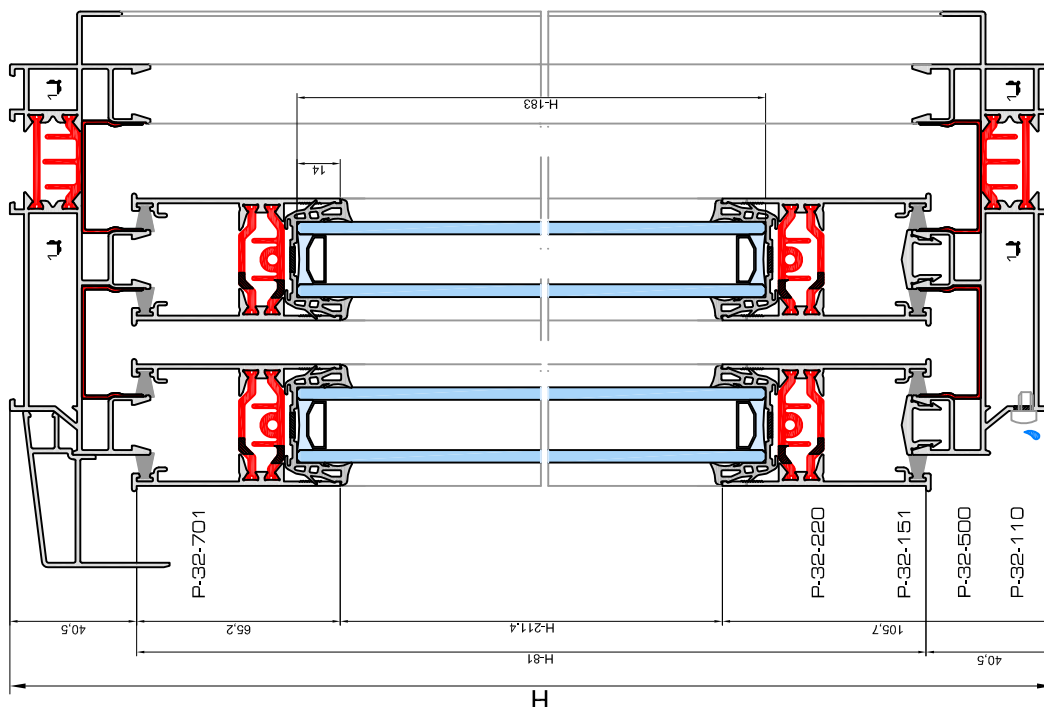




# Pegase P32



zaagtabellen  
feuilles de débits  
sawing table



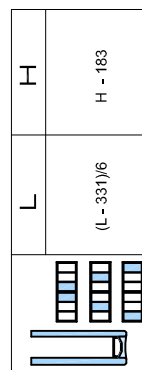
		L	Qlre	H	Qlre
P-32-110		L	2	H	2
P-32-151		L-90	3	H-81	2
P-32-200				H-81	2
P-32-202				H-81	2
P-32-205				H-135	1
P-32-210				H-81	8
P-32-220		(L-283)/6	12		
P-32-500		L-46	4	H-46	4
P-32-502				H-81	8
P-32-701		L	1		

A-32-120	3
A-32-121	1
A-32-144	3
A-32-149	3
A-32-153	3
A-32-160	12

A-00-150	4L
A-00-151	6H
A-00-152	8H
A-GS-450	12H+2L

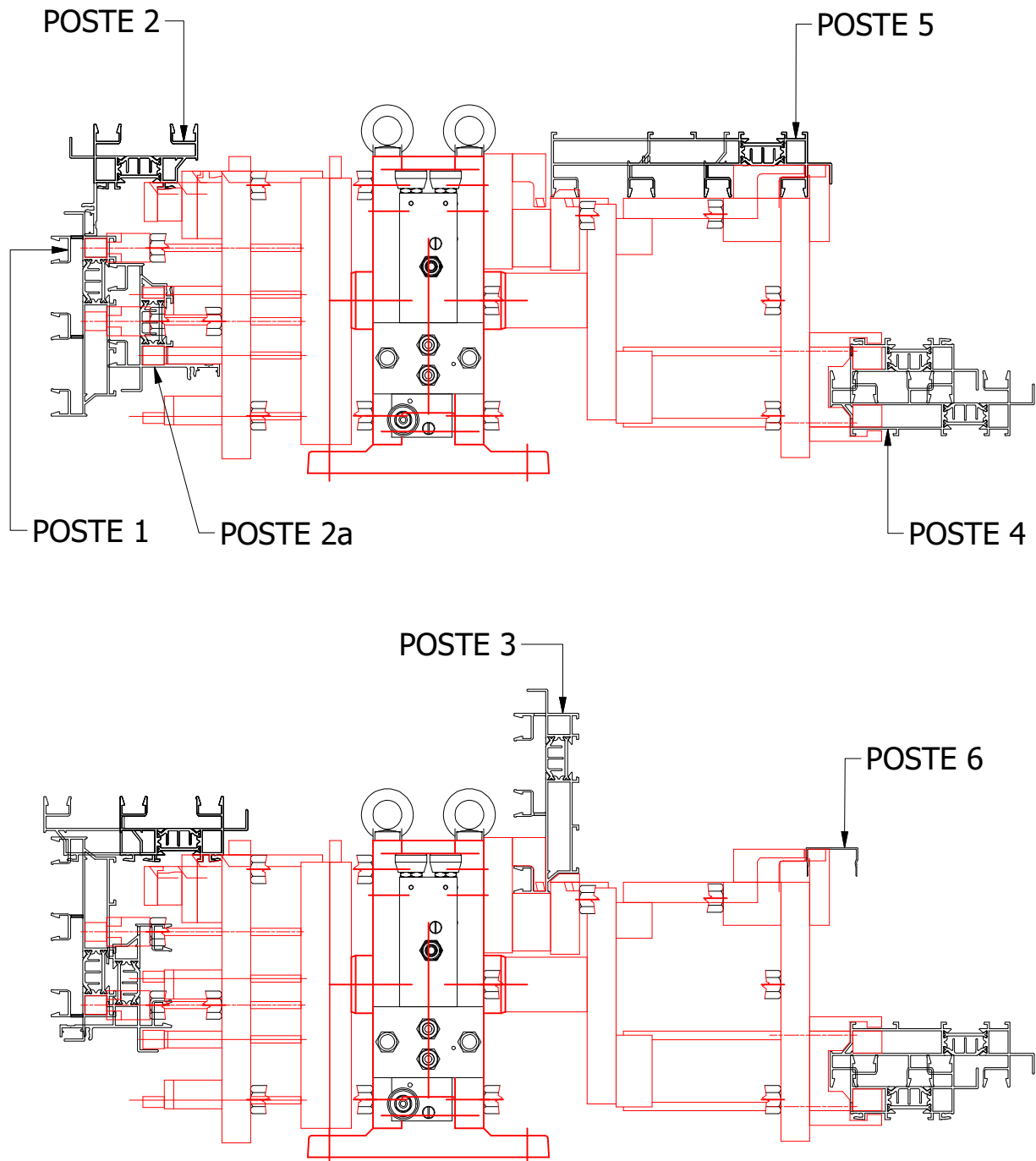
@ Répantition drainage

	Qlre
A-00-700	1/300mm
A-30-116	2 @
A-32-100	8
A-32-101	8x (1H+1B)
A-32-102	4x (2H+2B)
A-32-103	2x (1H+1B)
A-32-104	2x (1H+1B)
A-32-107	5x (1H+1B)
A-32-109	1x (1H+1B)
A-32-111	8
A-32-112	12
A-32-114	12
A-32-115	10



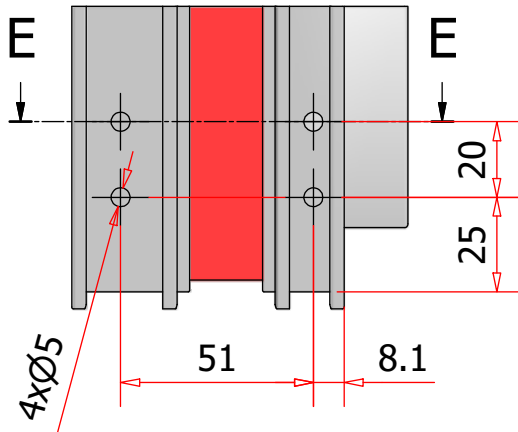


## Outil de poinçonnage A-KM-3201



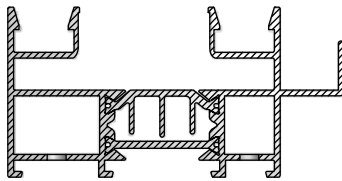
## Outil de poinçonnage A-KM-3201

**POSTE 1:** 2 trous  $\varnothing 5$  pour le goupillage ou vissage + 2 trous  $\varnothing 5$  pour le collage sur dormants 2 rails B=72mm et 3 rails

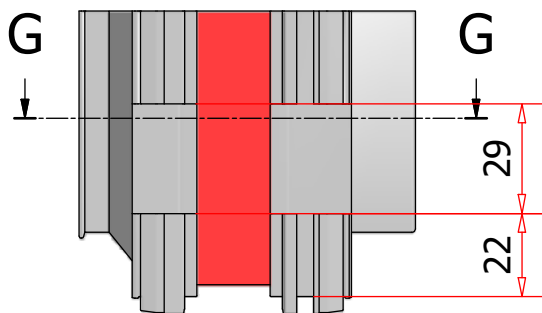


**PROFILES:**

P-32-100  
P-32-101  
P-32-105  
P-32-106  
P-32-110  
P-32-111  
P-32-115  
P-32-116

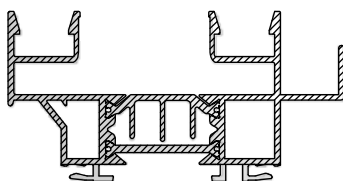


**POSTE 2:** Délardage de la gorge à cliper.



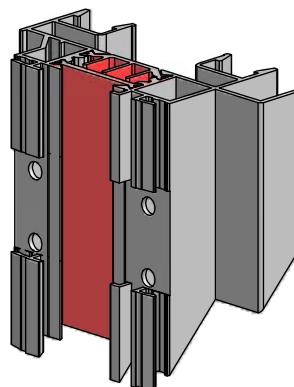
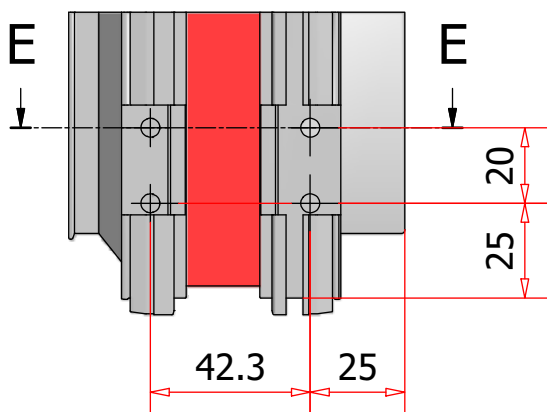
**PROFILES:**

P-32-105  
P-32-106  
P-32-107  
P-32-108  
P-32-109  
P-32-115  
P-32-116



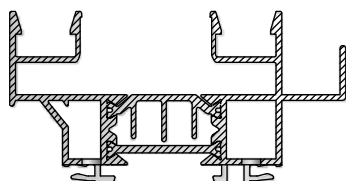
## Outil de poinçonnage A-KM-3201

**POSTE 2a:** 2 trous  $\varnothing 5$  pour le goupillage ou vissage + 2 trous  $\varnothing 5$  pour le collage sur dormants 2 rails B=58mm.

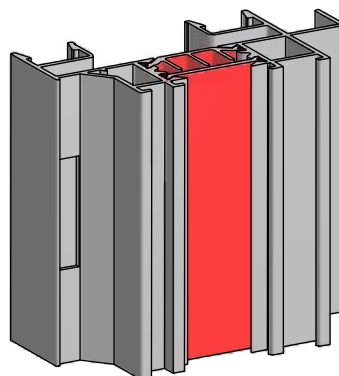
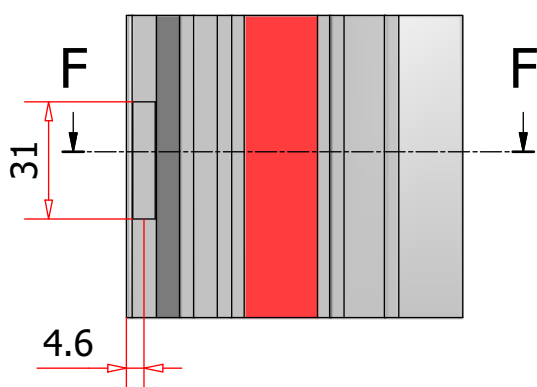


### PROFILES:

P-32-102  
P-32-103  
P-32-107  
P-32-108  
P-32-109  
P-32-119

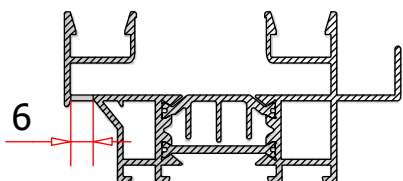


**POSTE 3:** Drainage invisible.



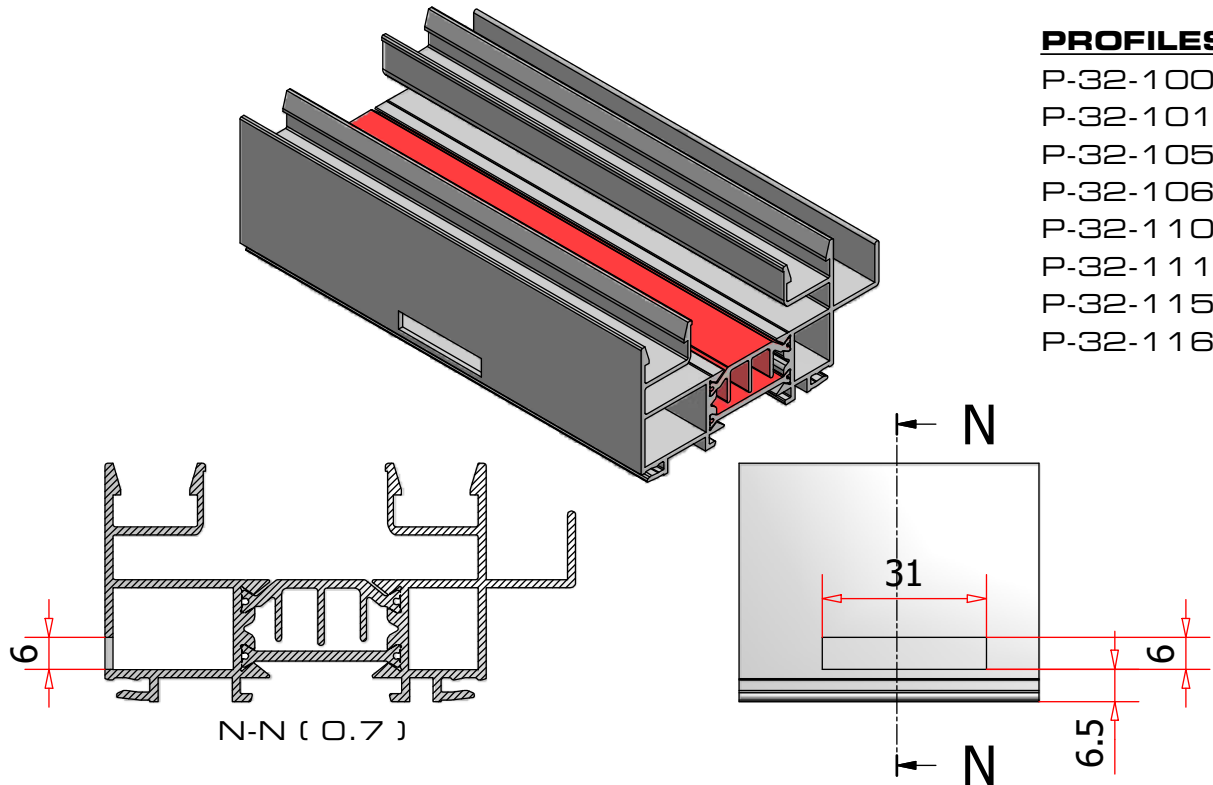
### PROFILES:

P-32-102  
P-32-103  
P-32-107  
P-32-108  
P-32-109  
P-32-110  
P-32-111  
P-32-115  
P-32-116

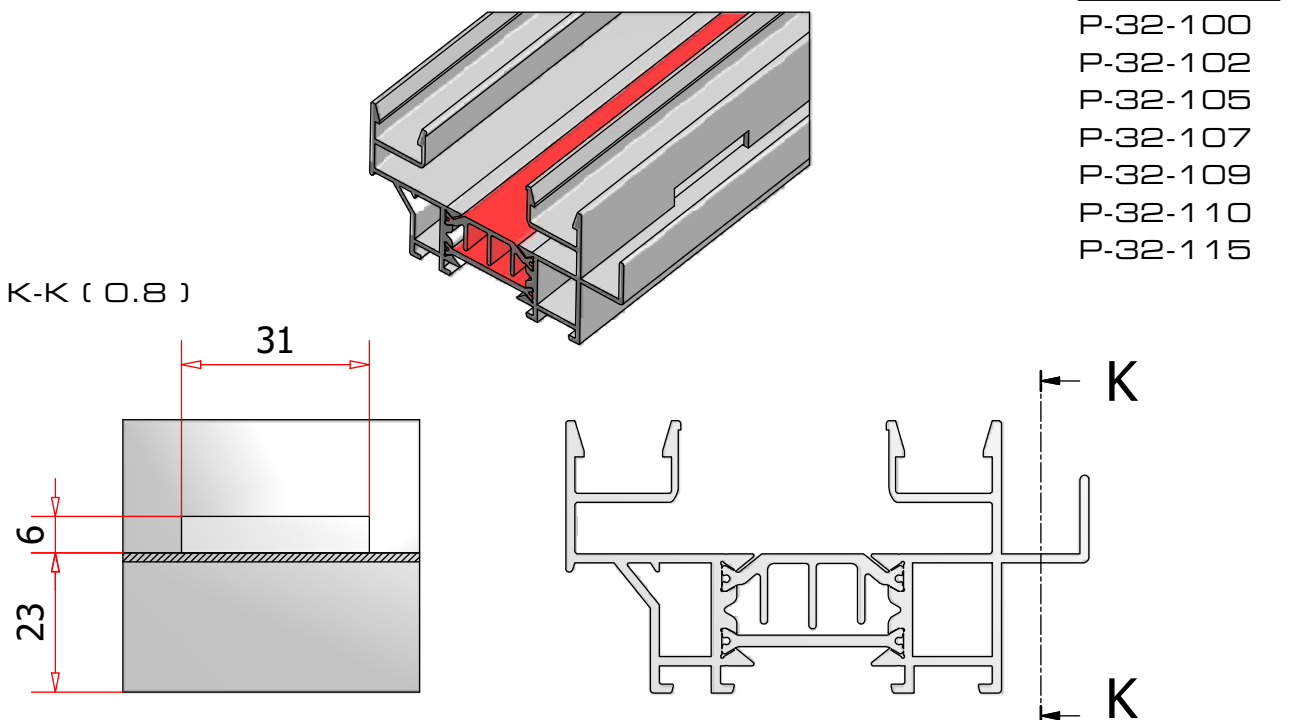


## Outil de poinçonnage A-KM-3201

### **POSTE 4:** Drainage en façade.



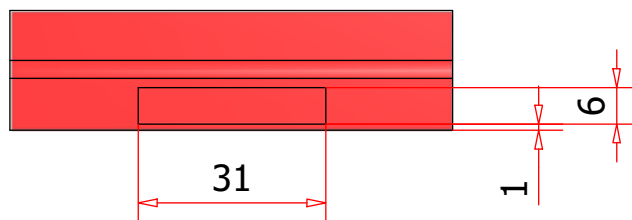
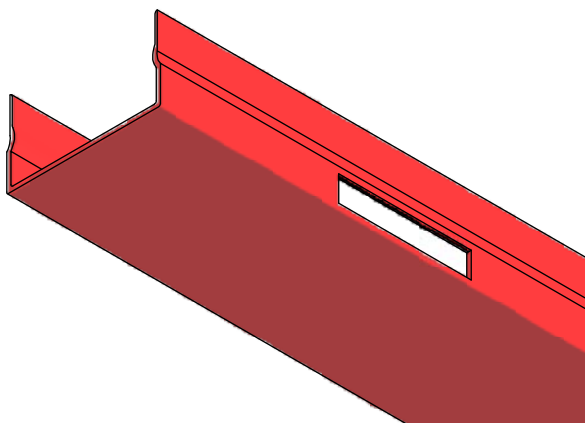
### **POSTE 5:** Evacuation eau infiltration.



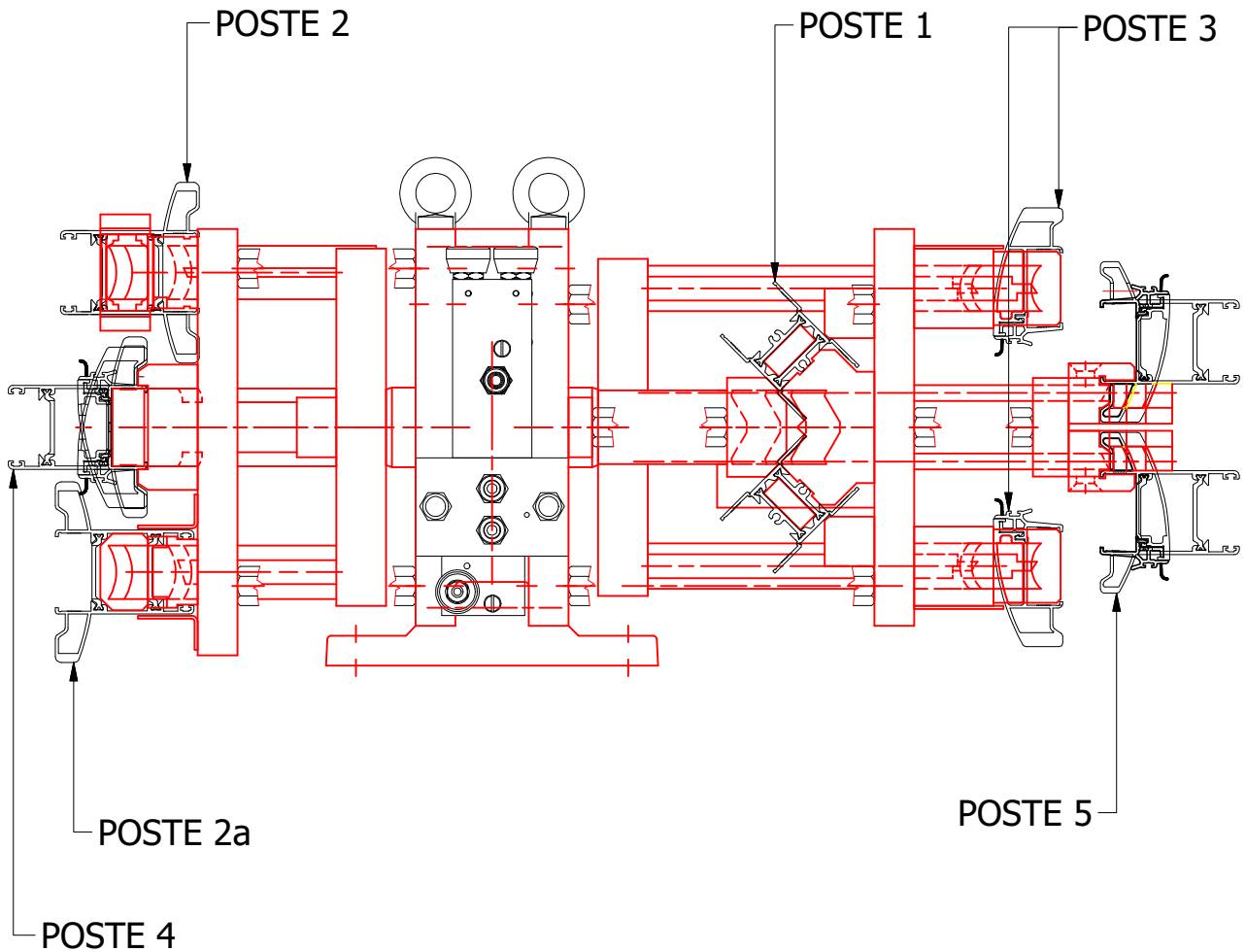
## Outil de poinçonnage A-KM-3201

**POSTE 6:** Drainage du U en pvc P-32-500

**PROFILES:**  
P-32-500



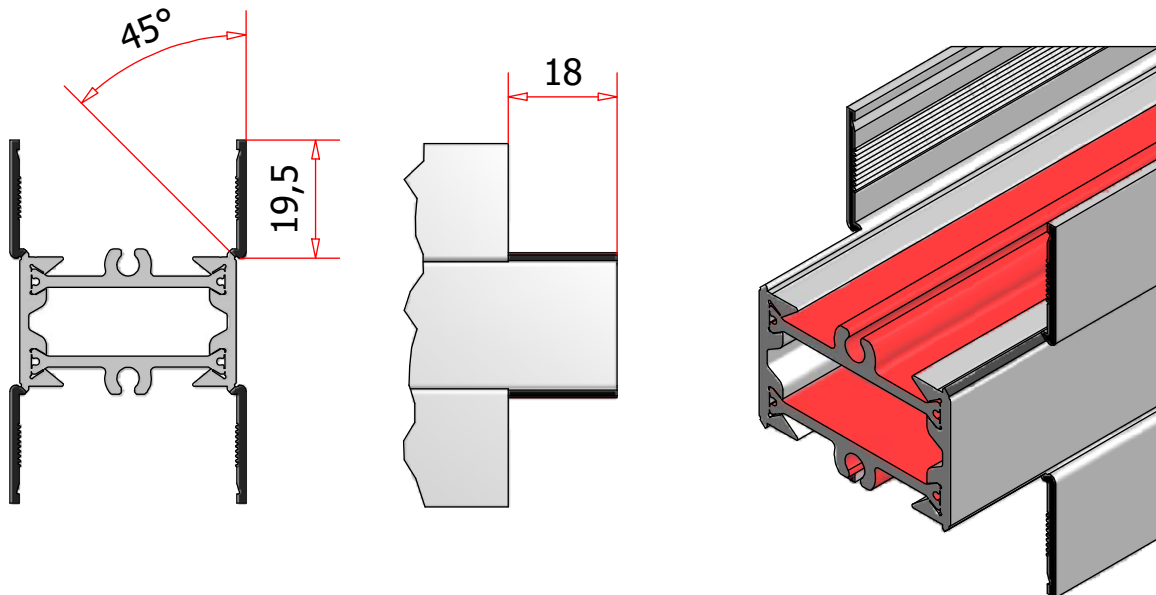
Outil de poinçonnage A-KM-3202





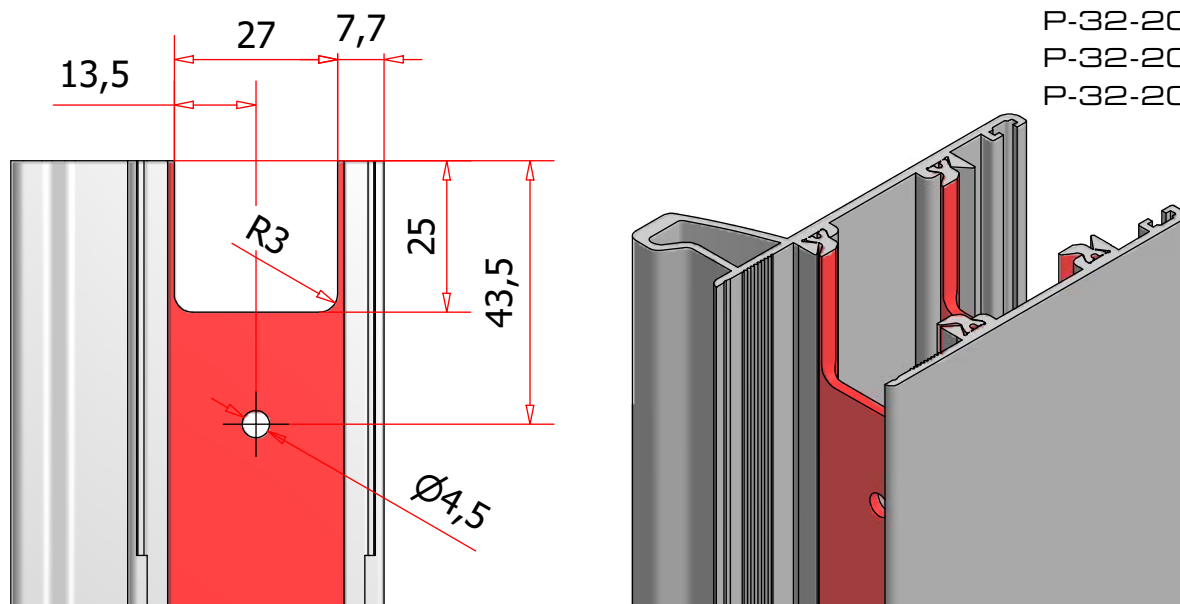
## Outil de poinçonnage A-KM-3202

**POSTE 1:** Débardage ailes traverse.



**PROFILES:**  
P-32-221

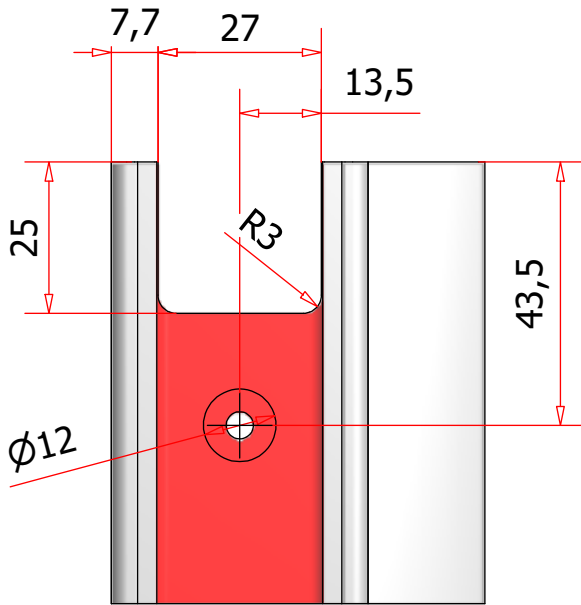
**POSTE 2:** Passage de rail et trou de fixation sur montants serrures ouvrants.



**PROFILES:**  
P-32-200  
P-32-201  
P-32-202

## Outil de poinçonnage A-KM-3202

**POSTE 2a:** Passage de rail et trou de fixation sur montants serrures.

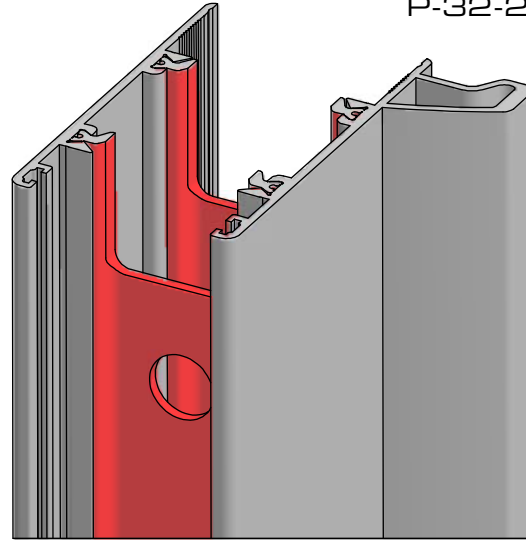


**PROFILES:**

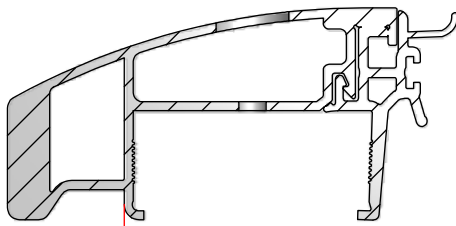
P-32-200

P-32-201

P-32-202



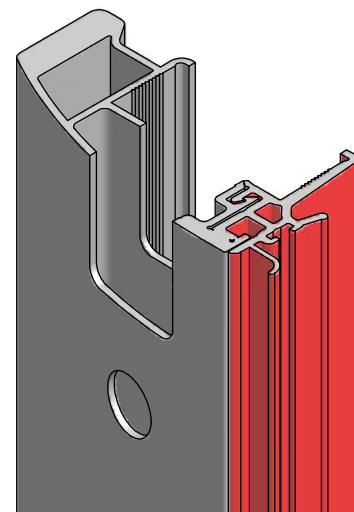
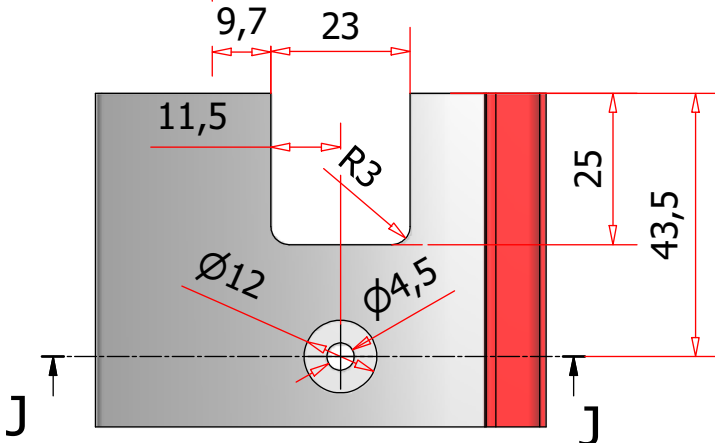
**POSTE 3:** Passage de rail et trous de fixation sur montants chicanes.



**PROFILES:**

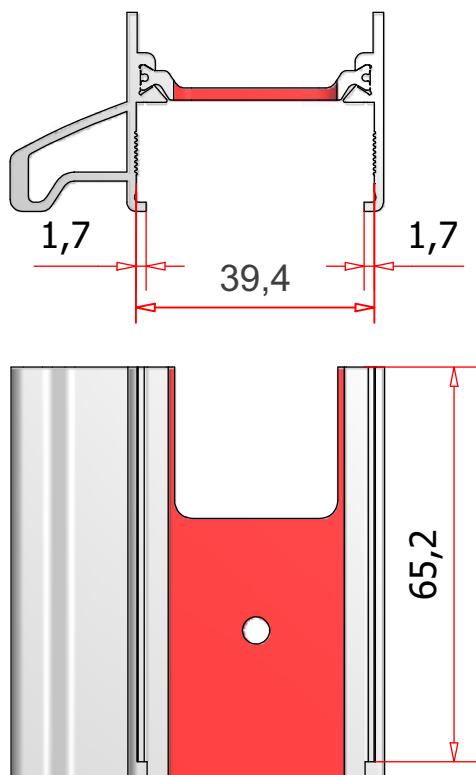
P-32-210

P-32-211



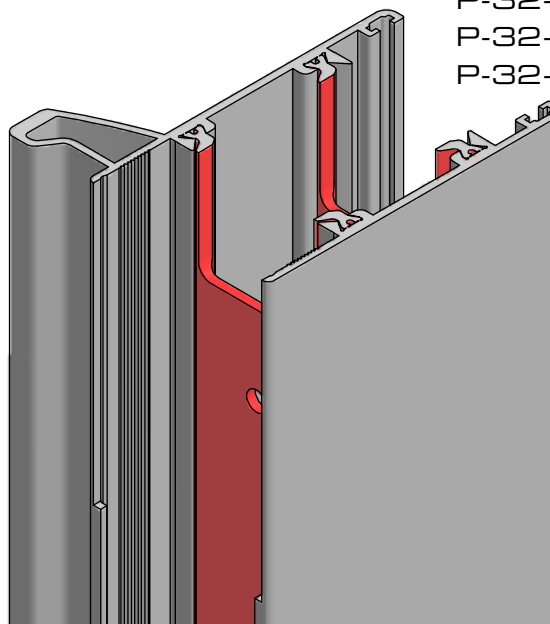
## Outil de poinçonnage A-KM-3202

**POSTE 4:** Délardage ailes d'encastrement sur montants et chicanes ouvrants.

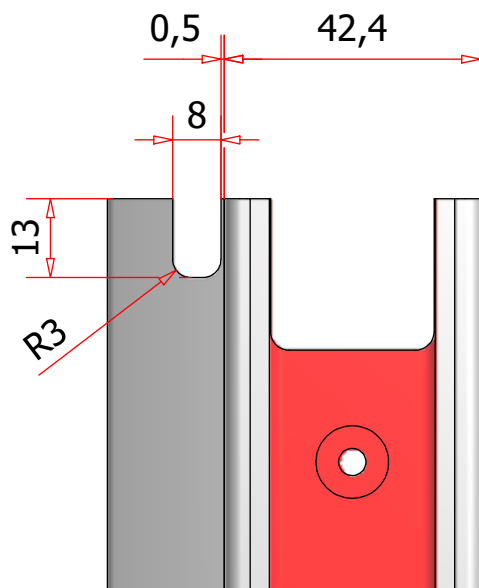


**PROFILES:**

P-32-200  
P-32-201  
P-32-202  
P-32-210  
P-32-211

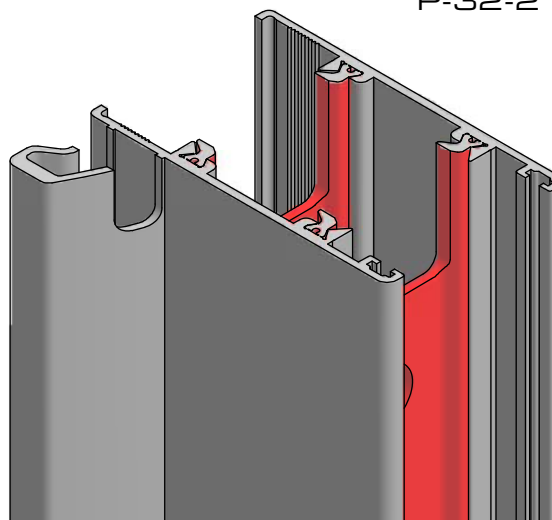


**POSTE 5:** Usinage sur montants et chicanes ouvrant pour passage récup. d'eau.



**PROFILES:**

P-32-201  
P-32-202  
P-32-211



## Drainages dormants 58mm

Liste des dormants largeur 58mm:

P-32-102

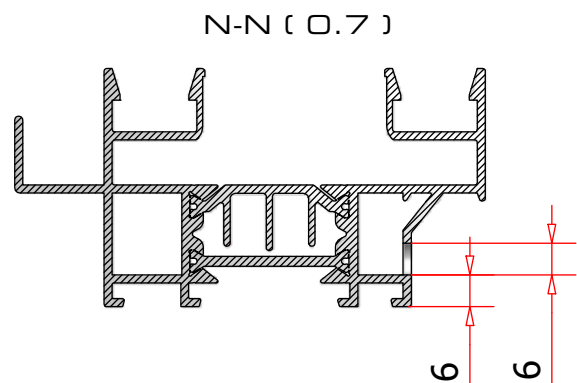
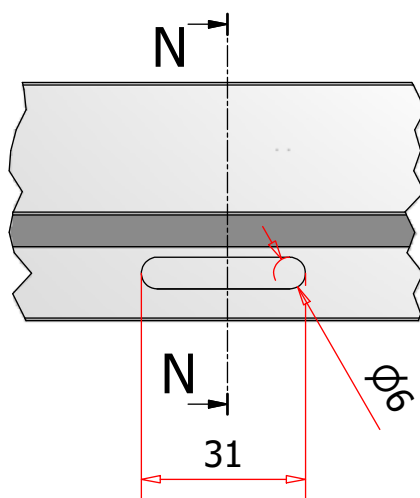
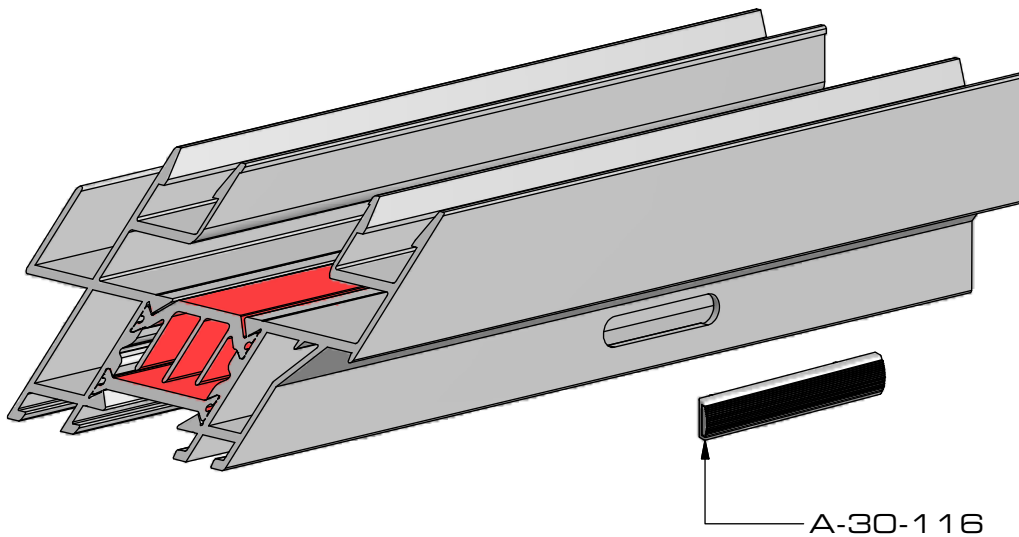
P-32-103

P-32-107

P-32-108

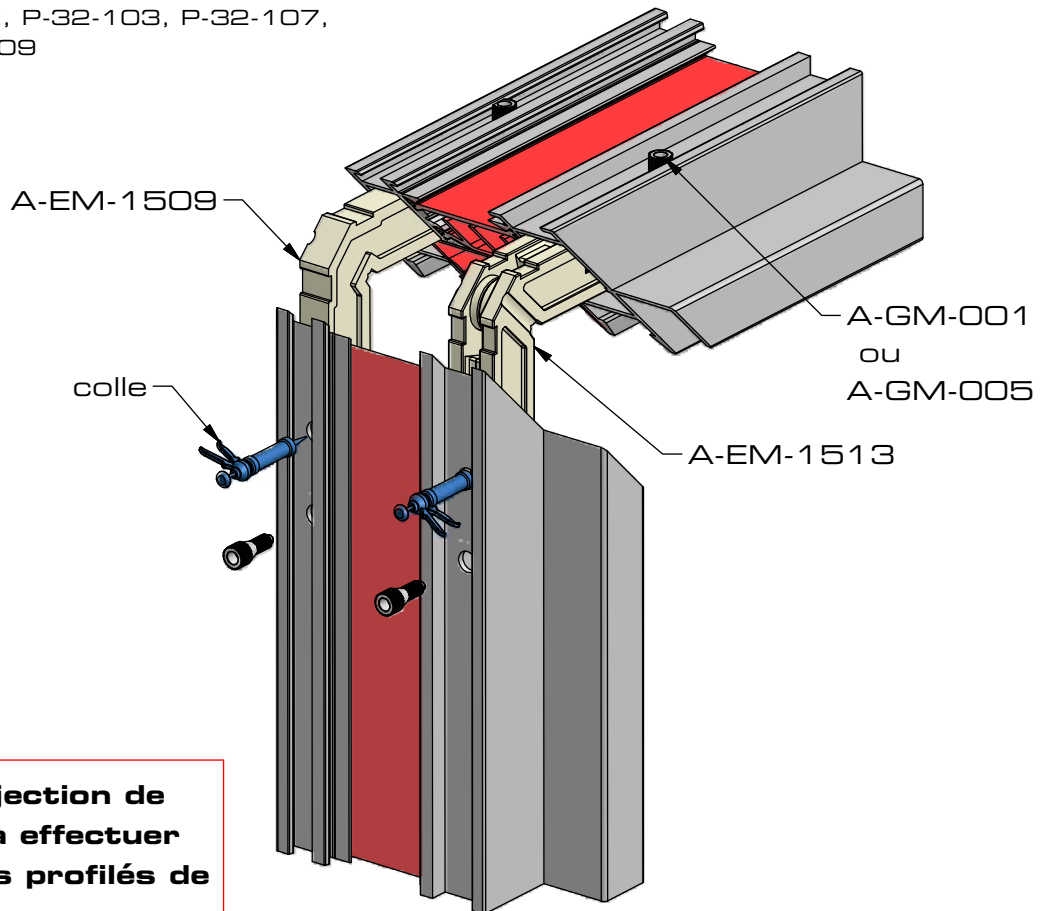
P-32-109

Usinage de 31x6 à réaliser à la fraiseuse

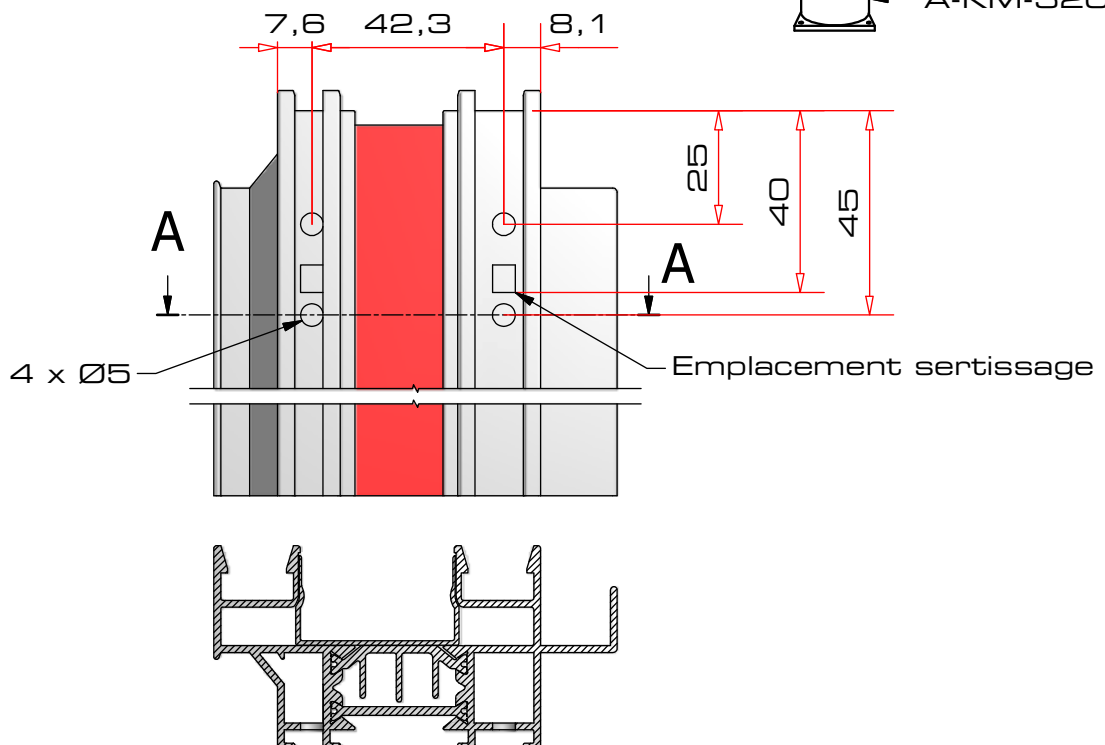
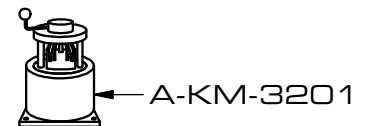


## Assemblage des dormants 2 rails largeur 58mm

Profiles: P-32-102, P-32-103, P-32-107,  
P-32-108, P-32-109

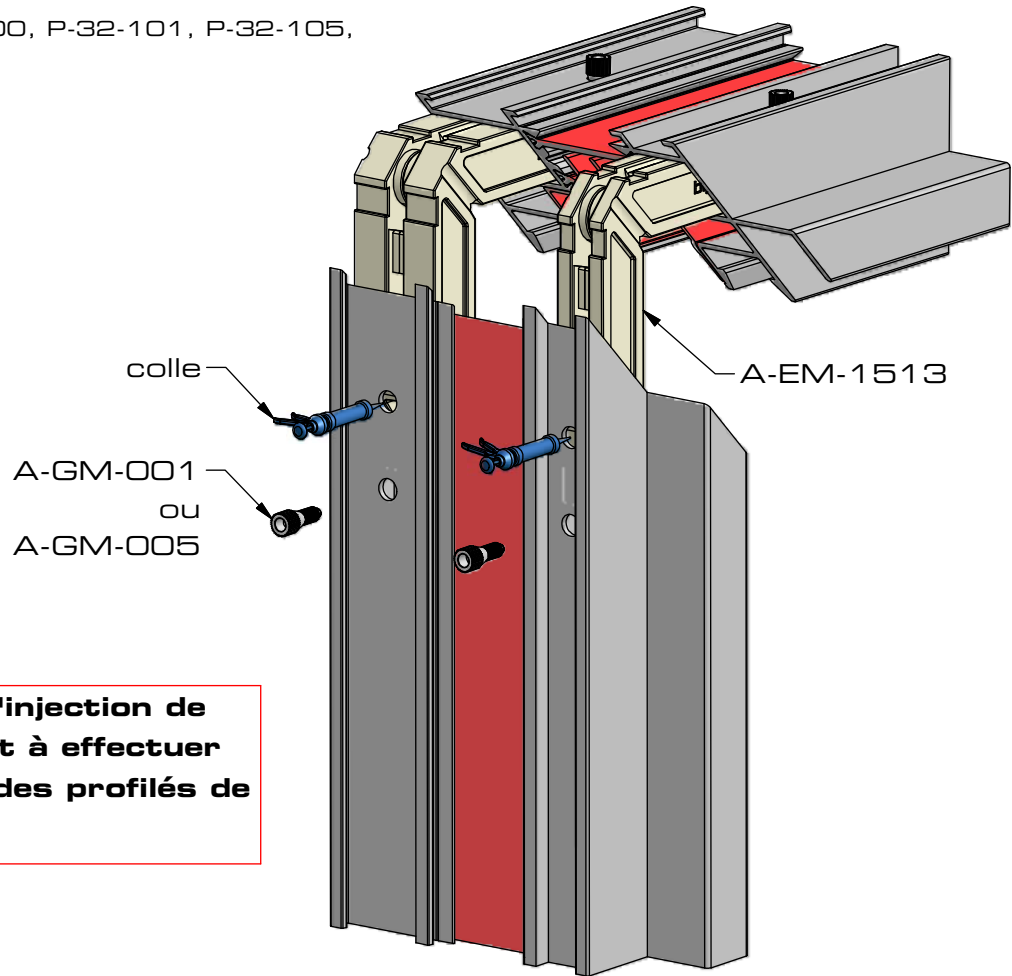


**Les trous d'injection de colle ne sont à effectuer que sur un des profilés de l'angle.**

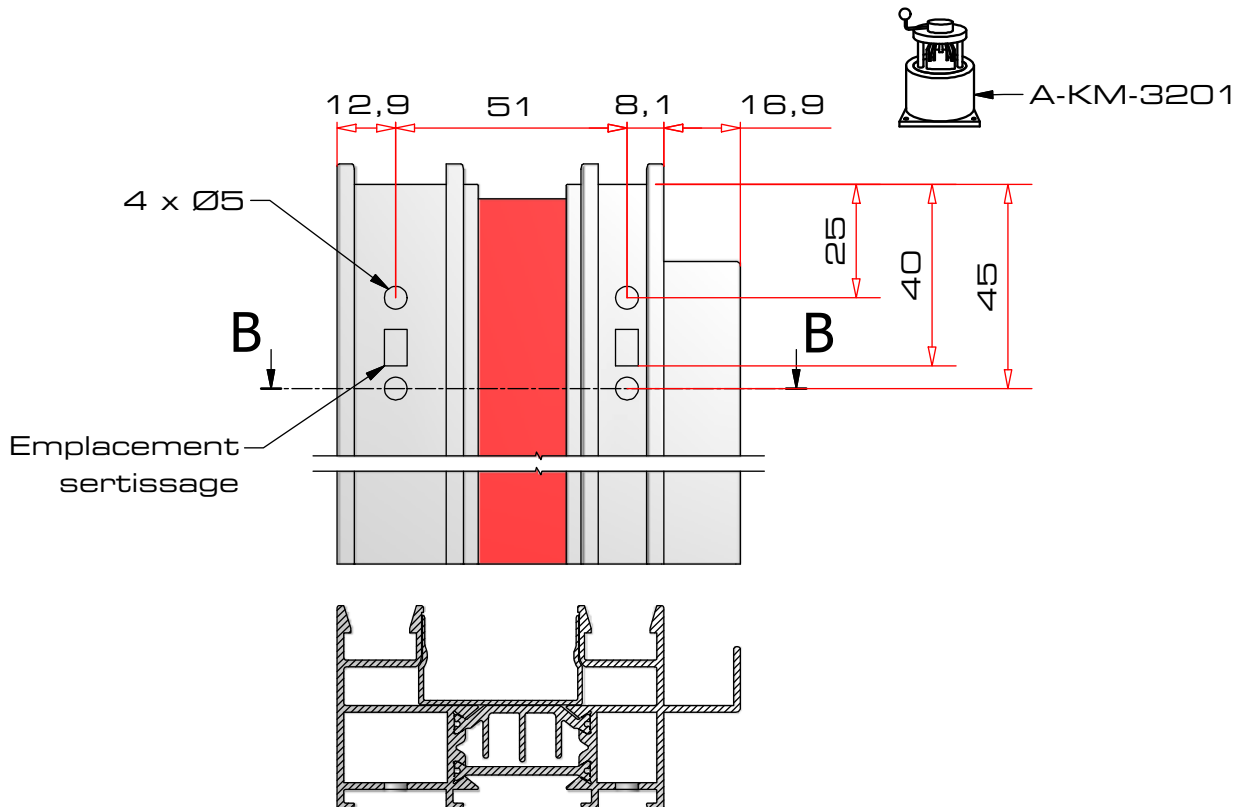


## Assemblage des dormants 2 rails largeur 72mm

Profiles: P-32-100, P-32-101, P-32-105,  
P-32-106

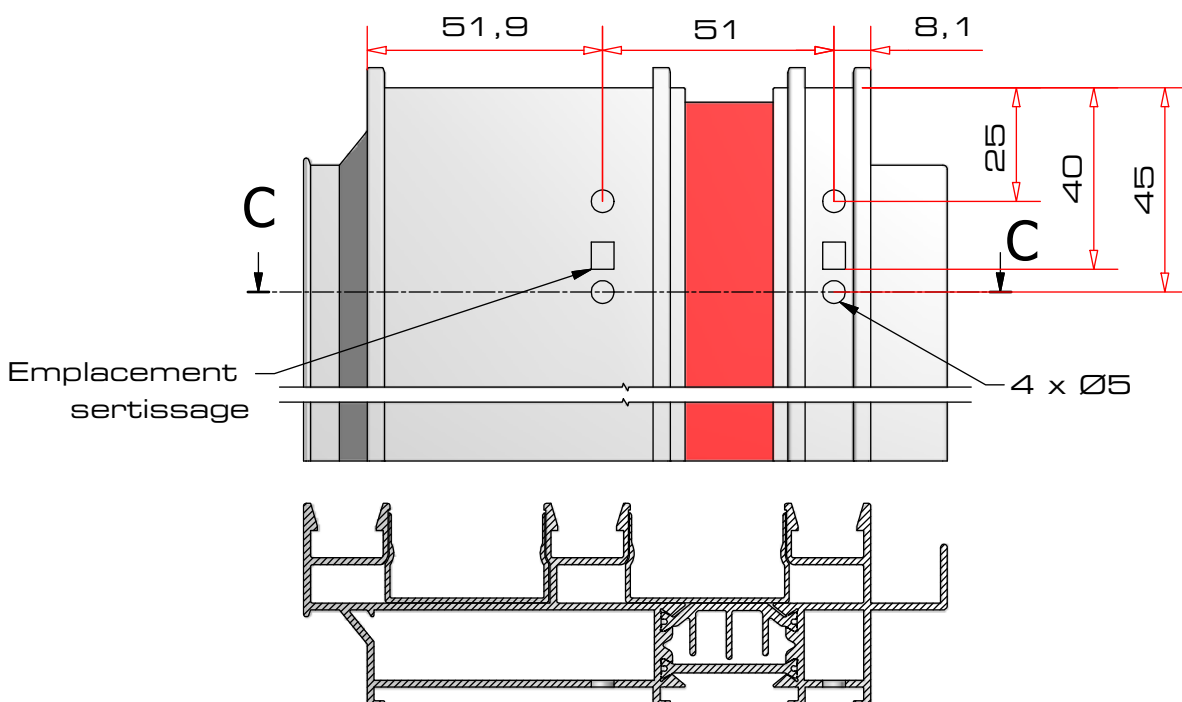
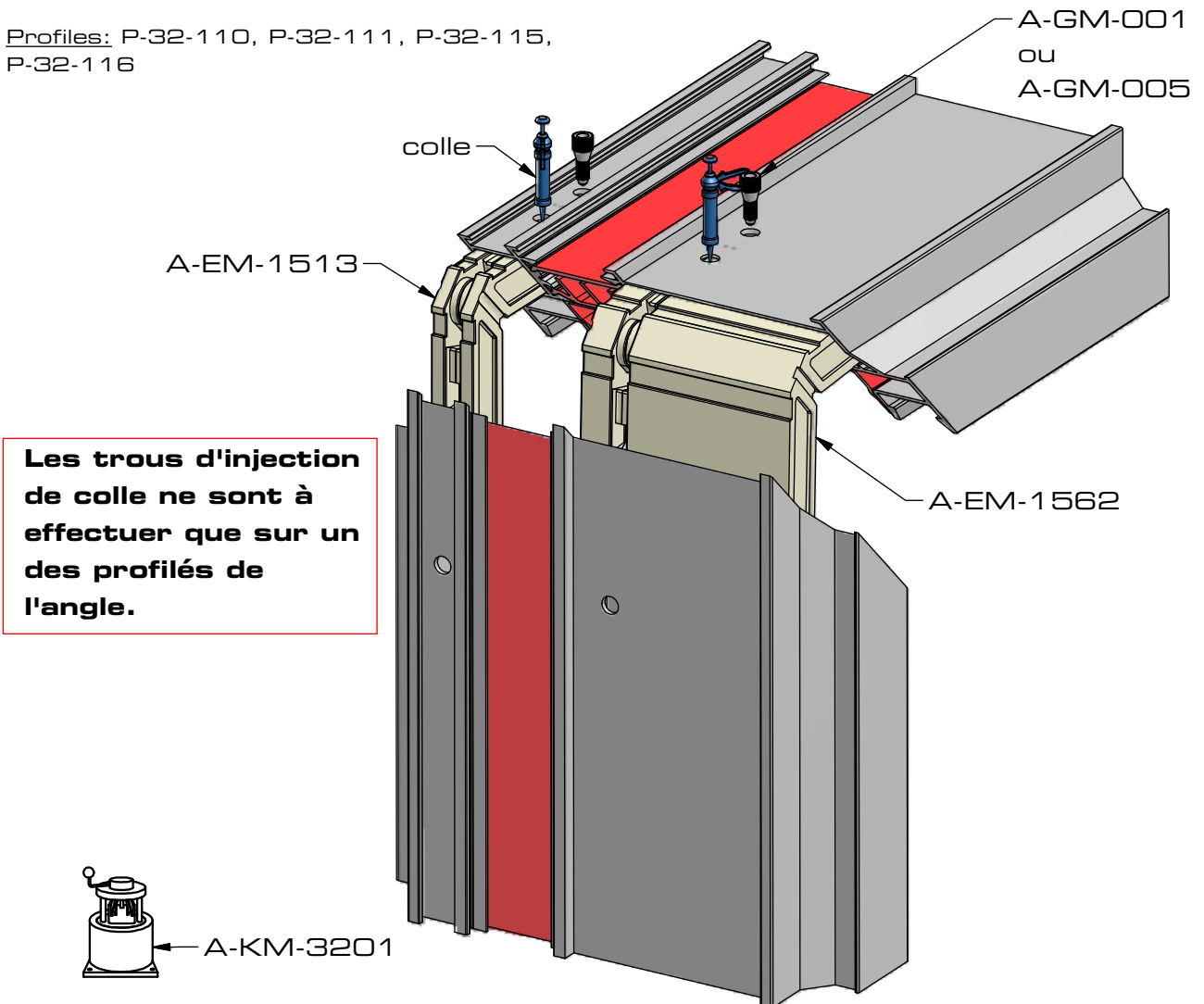


**Les trous d'injection de colle ne sont à effectuer que sur un des profilés de l'angle.**

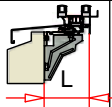







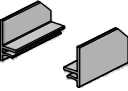


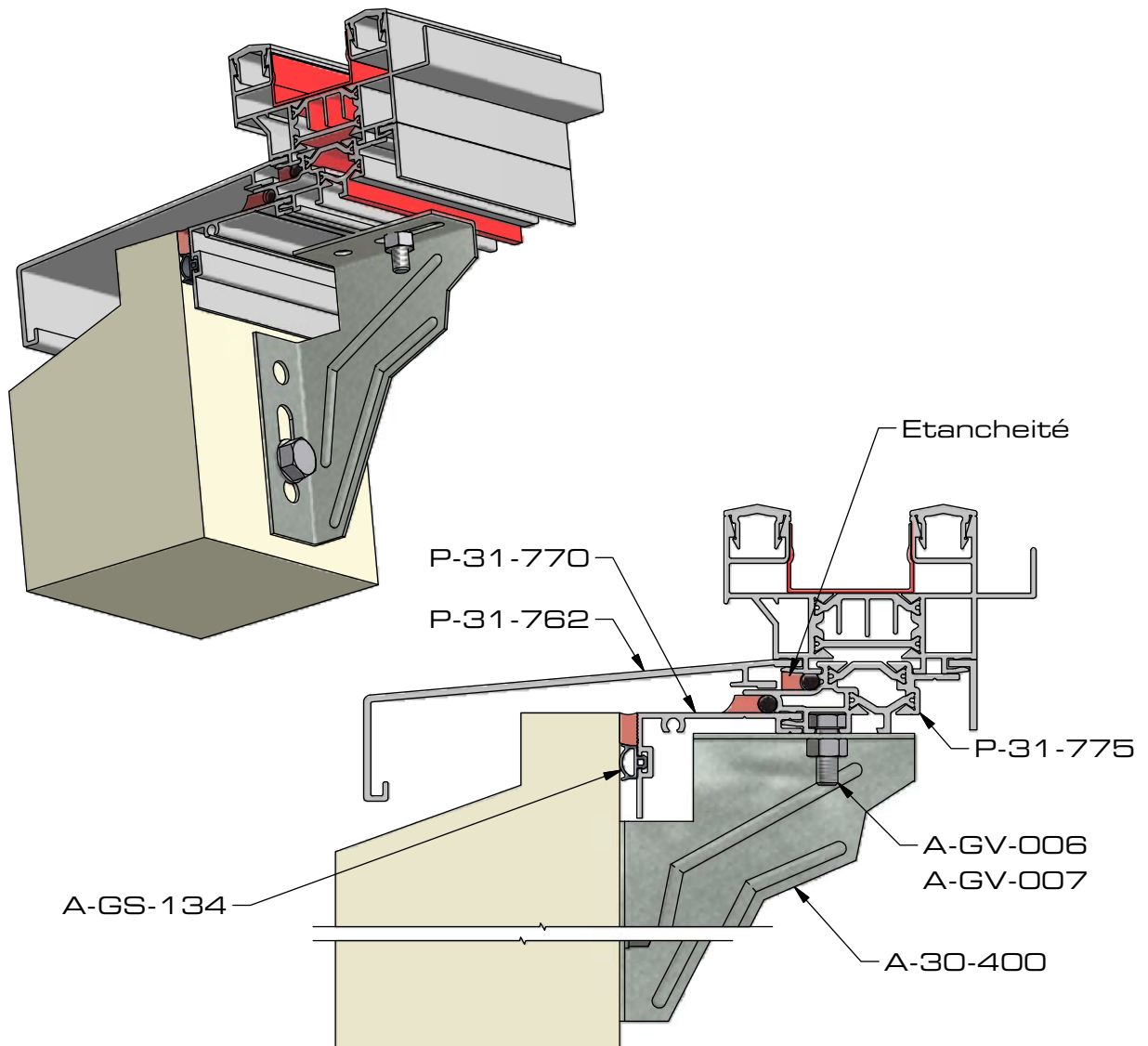
## Assemblage des dormants 3 rails largeur 111 mm

Profiles: P-32-110, P-32-111, P-32-115,  
P-32-116



Assemblage bas tapées, bavettes et pattes de fixation pour dormant de 58mm

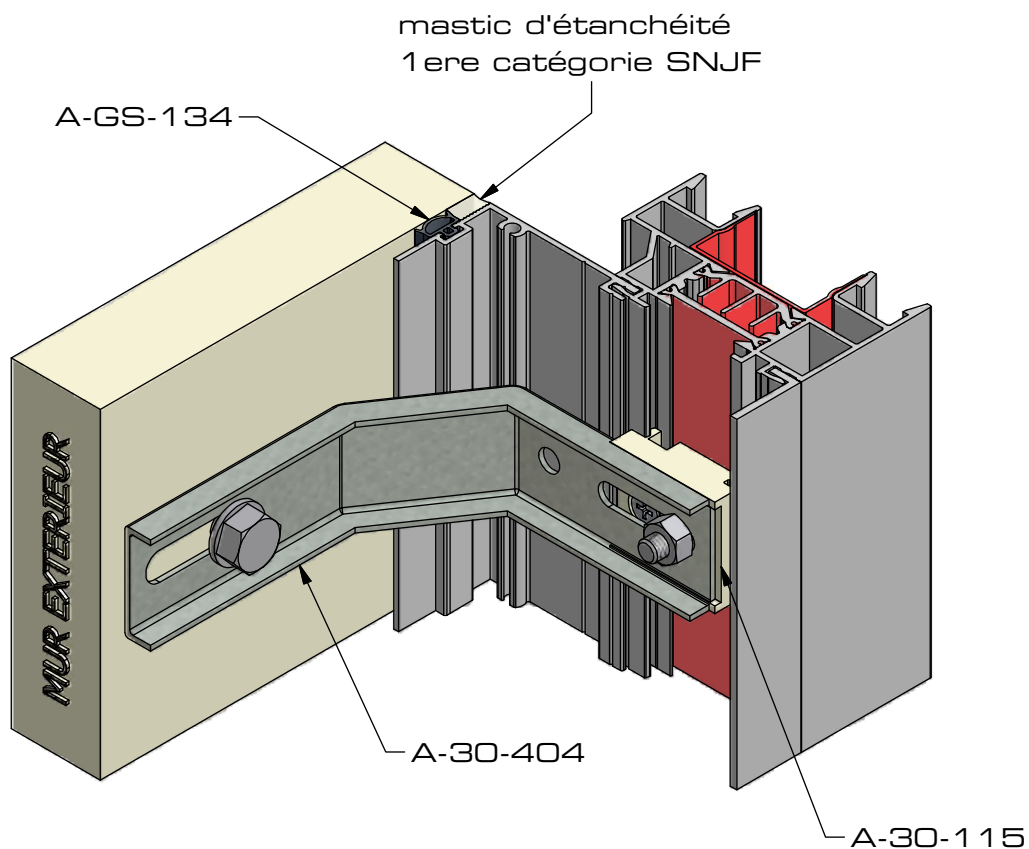
Tableau de doublage								
Doublage	vis M6	Pattes renforcées	Tapées	bavettes	Profil de liaison	joint	Fond de joint	Oreilles
								
100mm	A-GV-006/007	A-30-400	P-31-770	P-31-761	P-31-775	A-GS-134	A-GS-403	A-30-301
120mm	A-GV-006/007	A-30-401	P-31-771	P-31-762	P-31-775	A-GS-134	A-GS-403	A-30-302
140mm	A-GV-006/007	A-30-402	P-31-772	P-31-763	P-31-775	A-GS-134	A-GS-403	A-30-303
160mm	A-GV-006/007	A-30-403	P-31-773	P-31-763	P-31-775	A-GS-134	A-GS-403	A-30-303



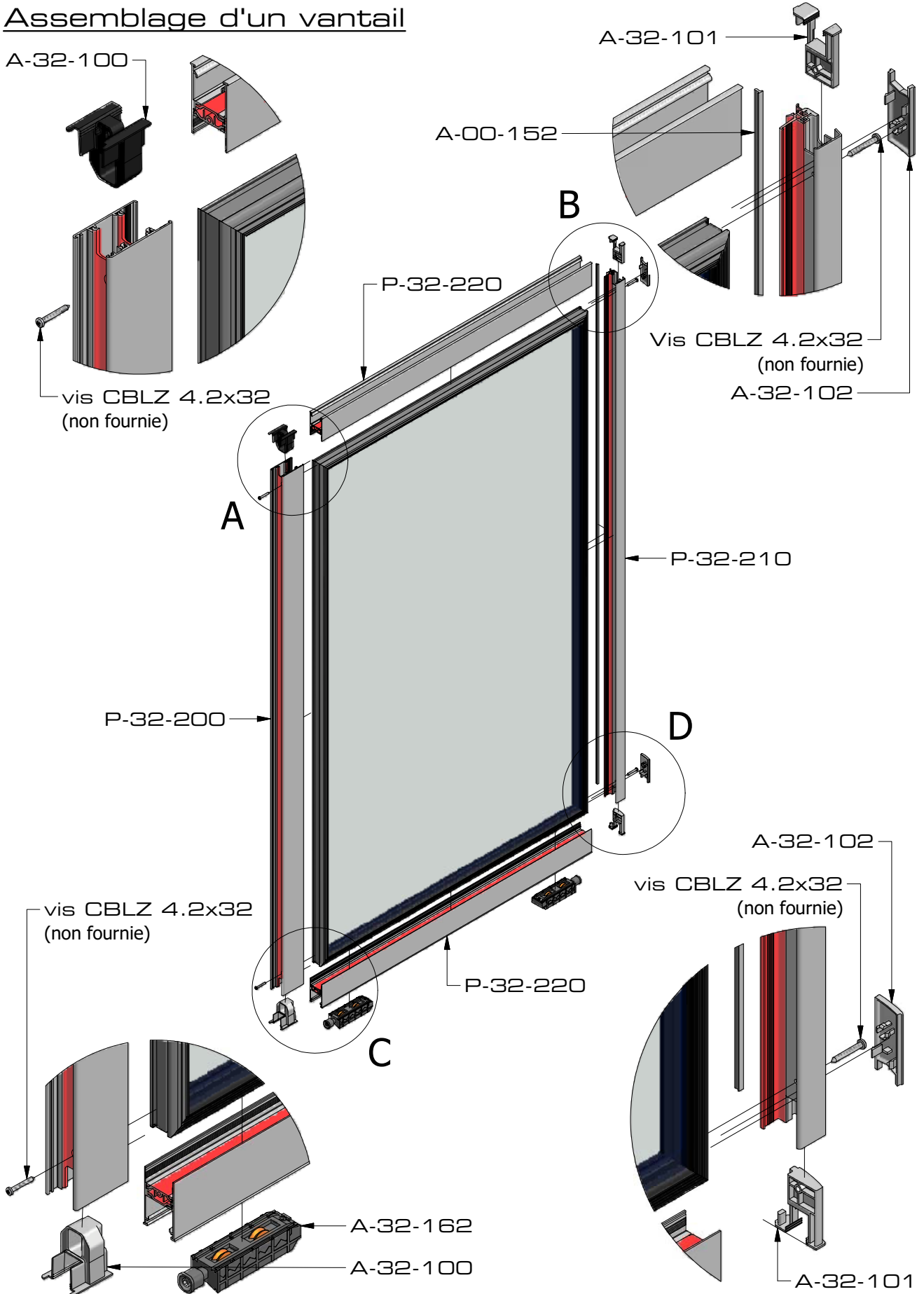


## Assemblage latéral des tapées et pattes de fixation pour dormant de 58mm

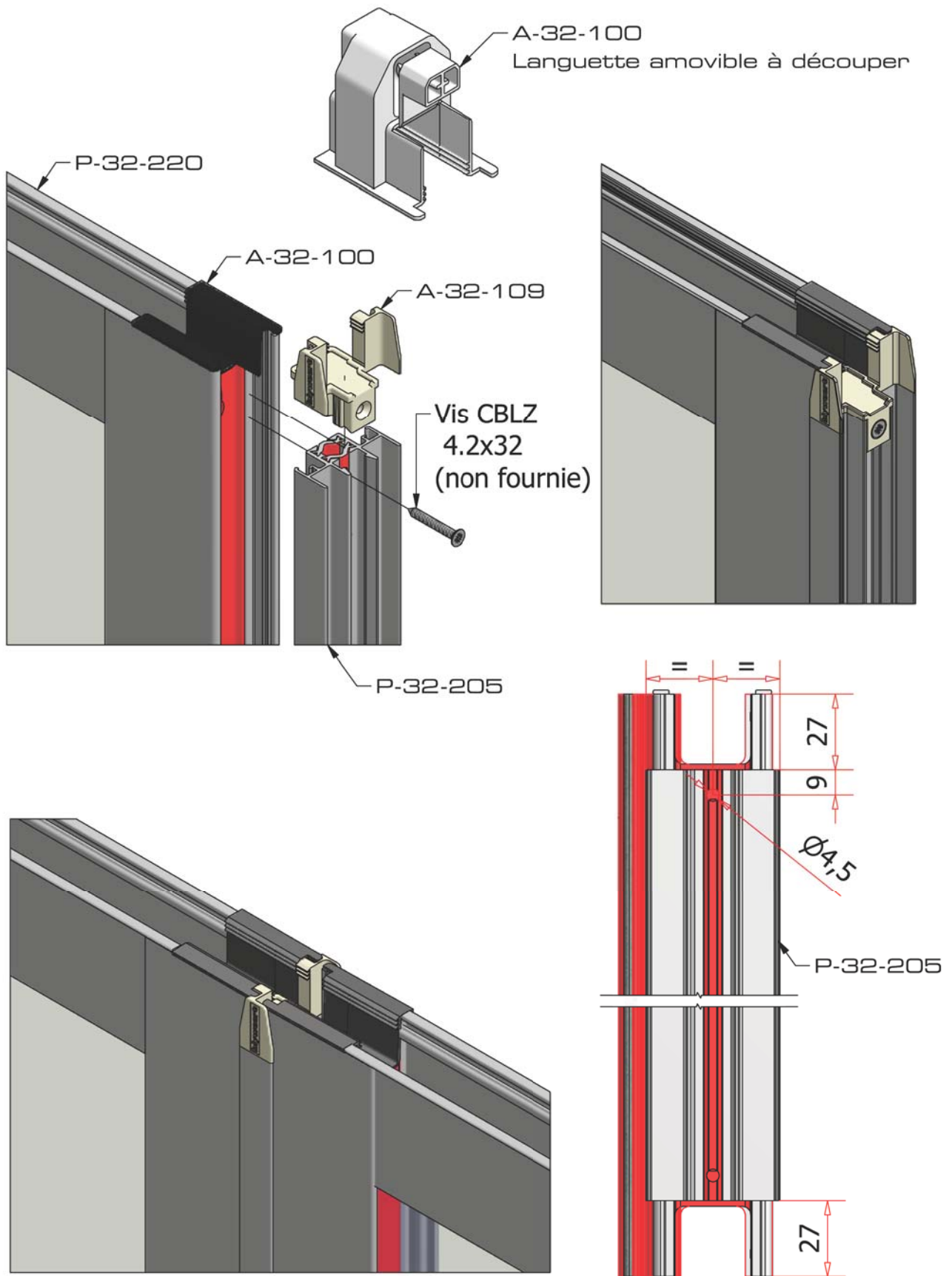
Tableau de doublage				
Doublage	Pièce de liaison	Pattes simples	Tapées	joint
100mm	A-30-115	A-30-404	P-31-770	A-GS-134
120mm	A-30-115	A-30-405	P-31-771	A-GS-134
140mm	A-30-115	A-30-406	P-31-772	A-GS-134
160mm	A-30-115	A-30-407	P-31-773	A-GS-134



## Assemblage d'un vantail



## Assemblage chicane vantaux bout-à-bout



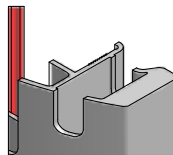
## Embouts pour montants renforcés

**A-** Embouts permettant le gondage du vantail sur les dormants périphériques avec récupérateur d'eau P-32-100, P-32-102, P-32-105, P-32-107, P-32-109, P-32-110, P-32-115 ou montage en partie basse des montants ouvrants.

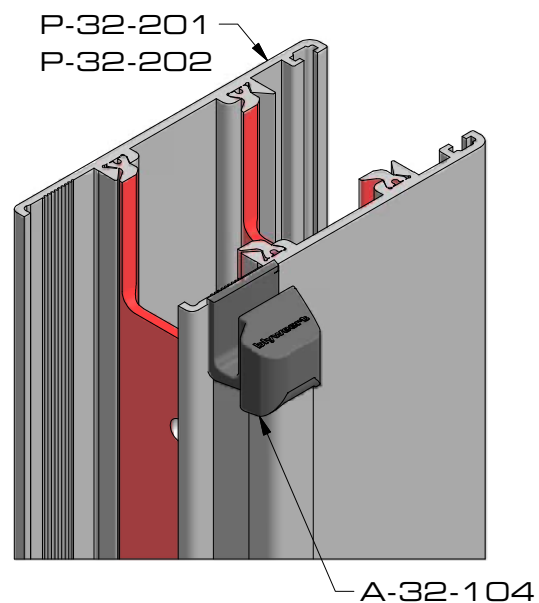
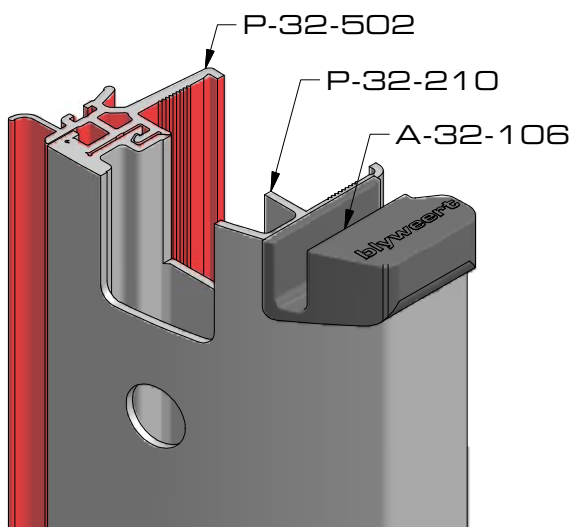
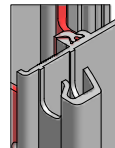


Usinages des renforts sur poinçonneuse A-KM-3202

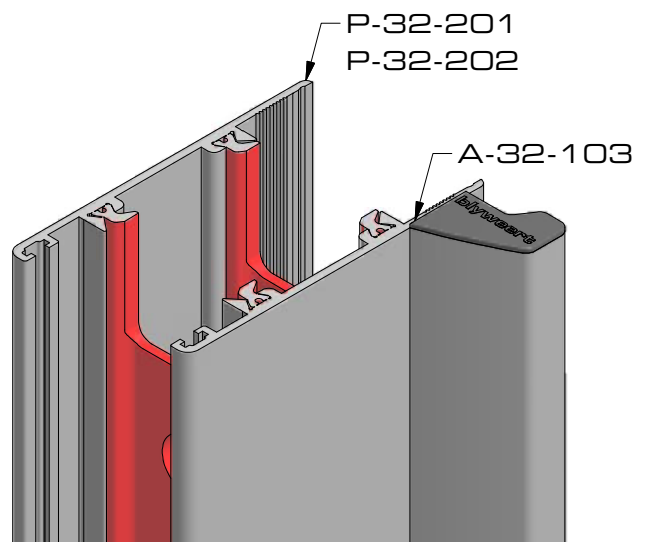
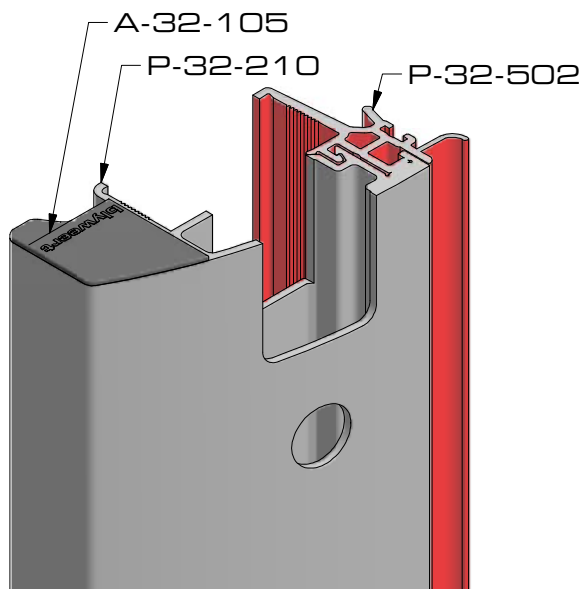
Poste 5



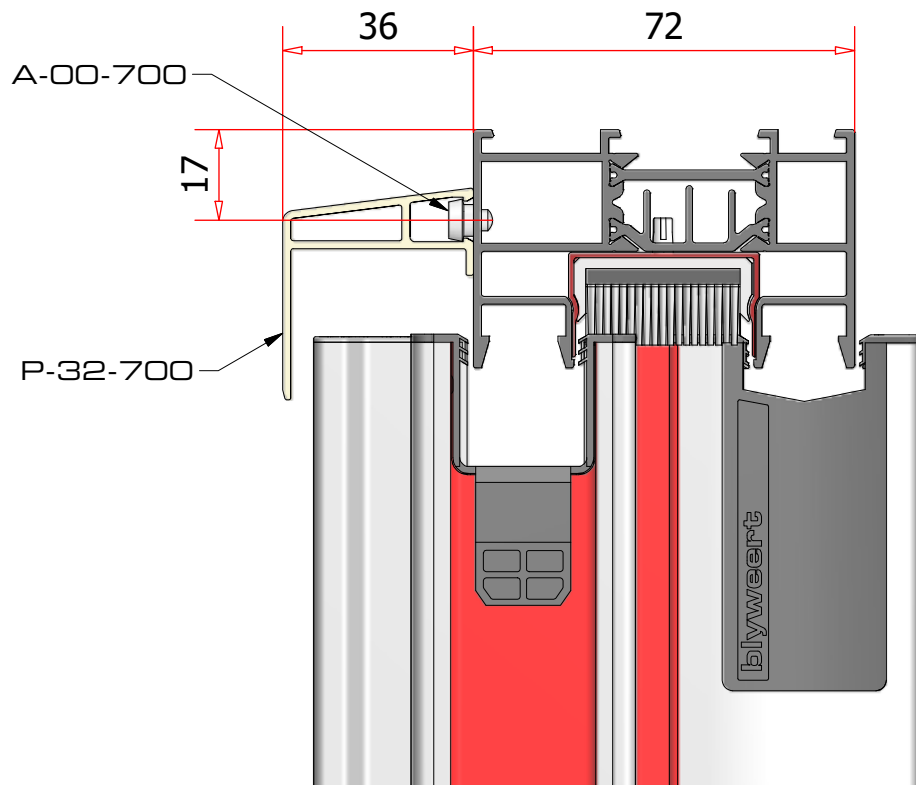
Poste 5



**B-** Embouts plats permettant le gondage du vantail sur les dormants sans récupérateur d'eau P-32-101, P-32-103, P-32-106, P-32-108, P-32-111, P-32-116 ou montage en partie basse des montants ouvrants.



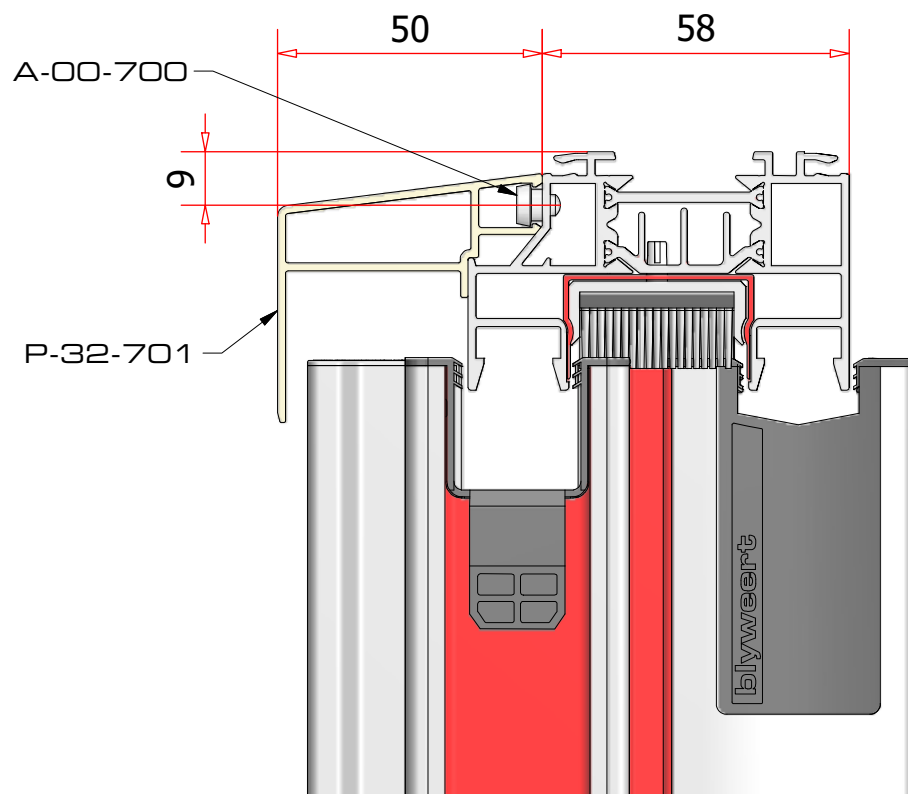
## Rejets d'eaux pour dormants de 58 et 72mm



Dormants:  
P-32-100  
P-32-101  
P-32-105  
P-32-106

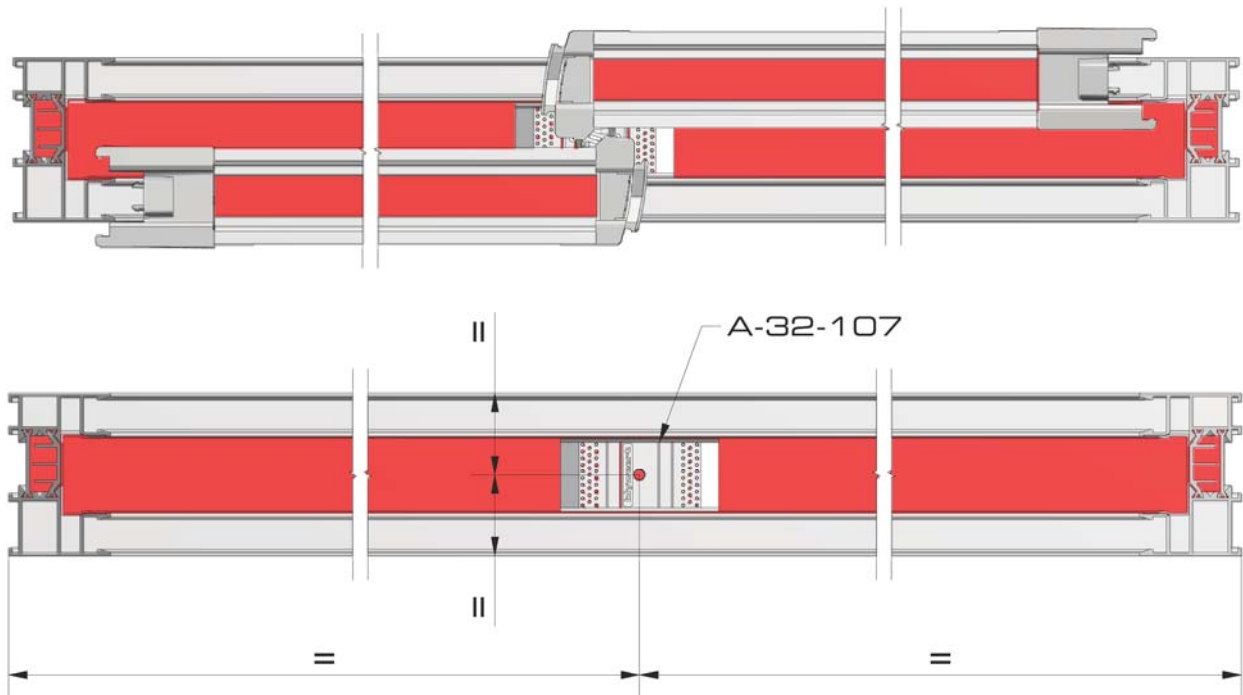


Fixation des rejets d'eaux avec  
un rivet clip A-00-700 tous les 300mm



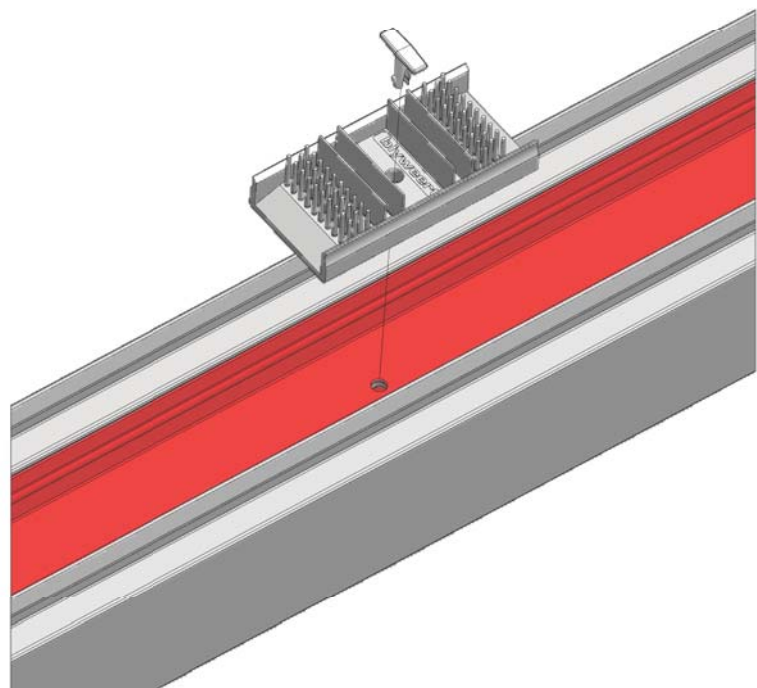

Dormants:  
P-32-102  
P-32-103  
P-32-107  
P-32-108  
P-32-109  
P-32-110  
P-32-111  
P-32-115  
P-32-116

## Montage de la pièce d'étanchéité centrale A-32-107

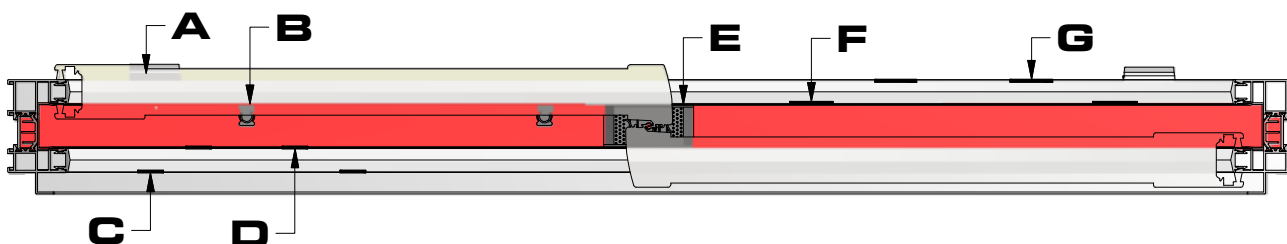


Processus de montage:

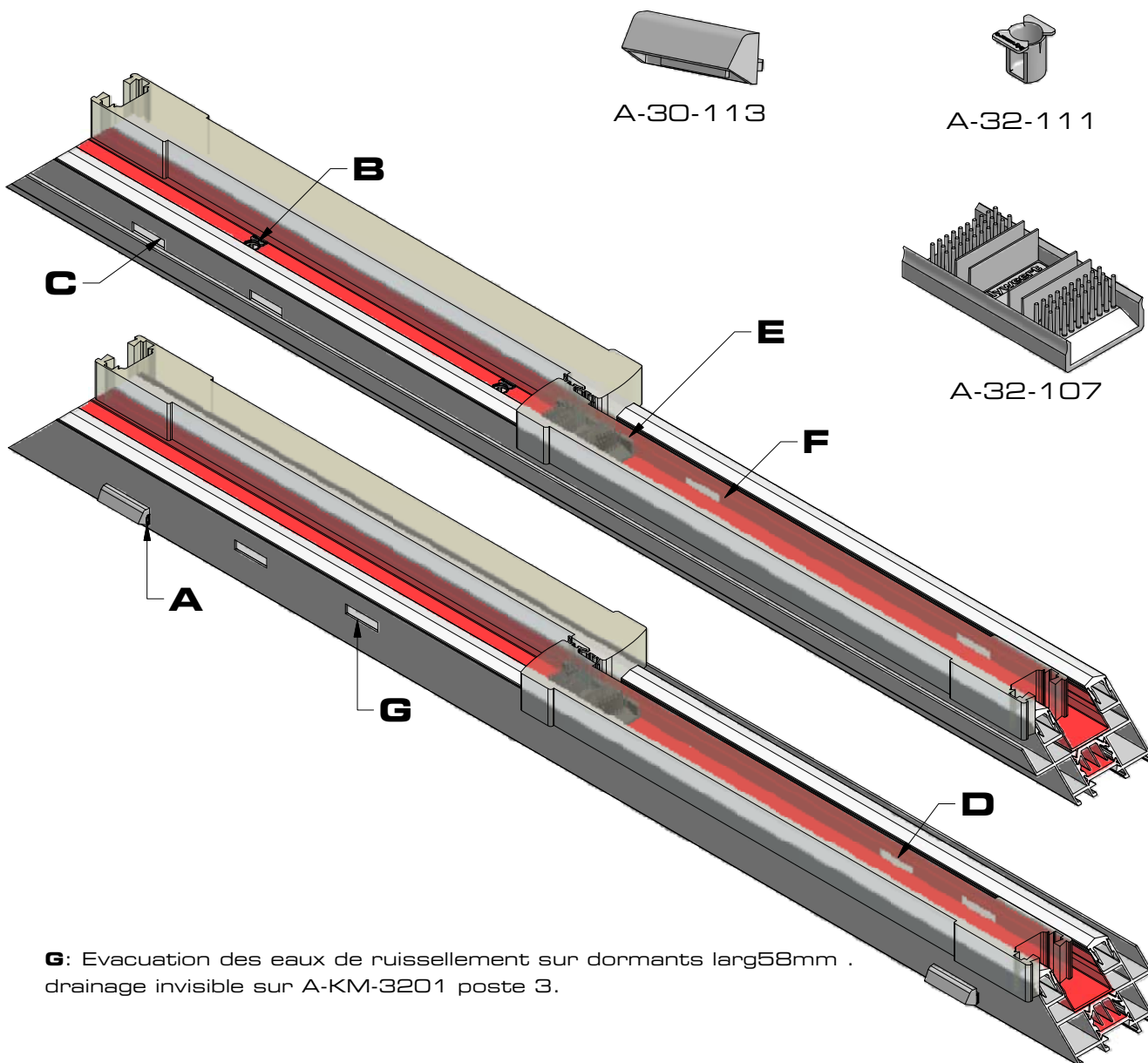
- 1-Percer au  $\varnothing 4\text{mm}$  le U en PVC P-32-500 ainsi que la barrette supérieure.
- 2-Positionner la pièce d'étanchéité central A-32-107.
- 3-Insérer le clip A-32-115 afin de bloquer la cale A-32-107.



## Plan de drainage châssis 2 vantaux

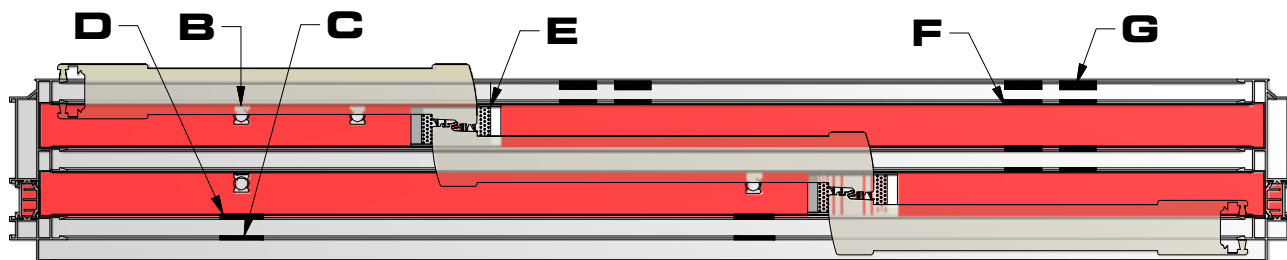


A: Evacuation des eaux en façade. A-KM-3201 poste 4. Busette A-30-113  
 B: Drainage des eaux d'infiltration Ø12mm. usinage à la fraiseuse. Busette A-32-111.  
 C: Récupération et évacuation des eaux d'infiltration sur dormant. A-KM-3201 poste 5.  
 D: Récupération et évacuation des eaux d'infiltration sur U PVC P-32-500. A-KM-3201 poste 6.  
 E: Pièce d'étanchéité A-32-107  
 F: Evacuation des eaux de ruissellement sur le U PVC P-32-500. A-KM-3201 poste 6.  
 G: Evacuation des eaux de ruissellement sur le dormant. A-KM-3201 poste 5

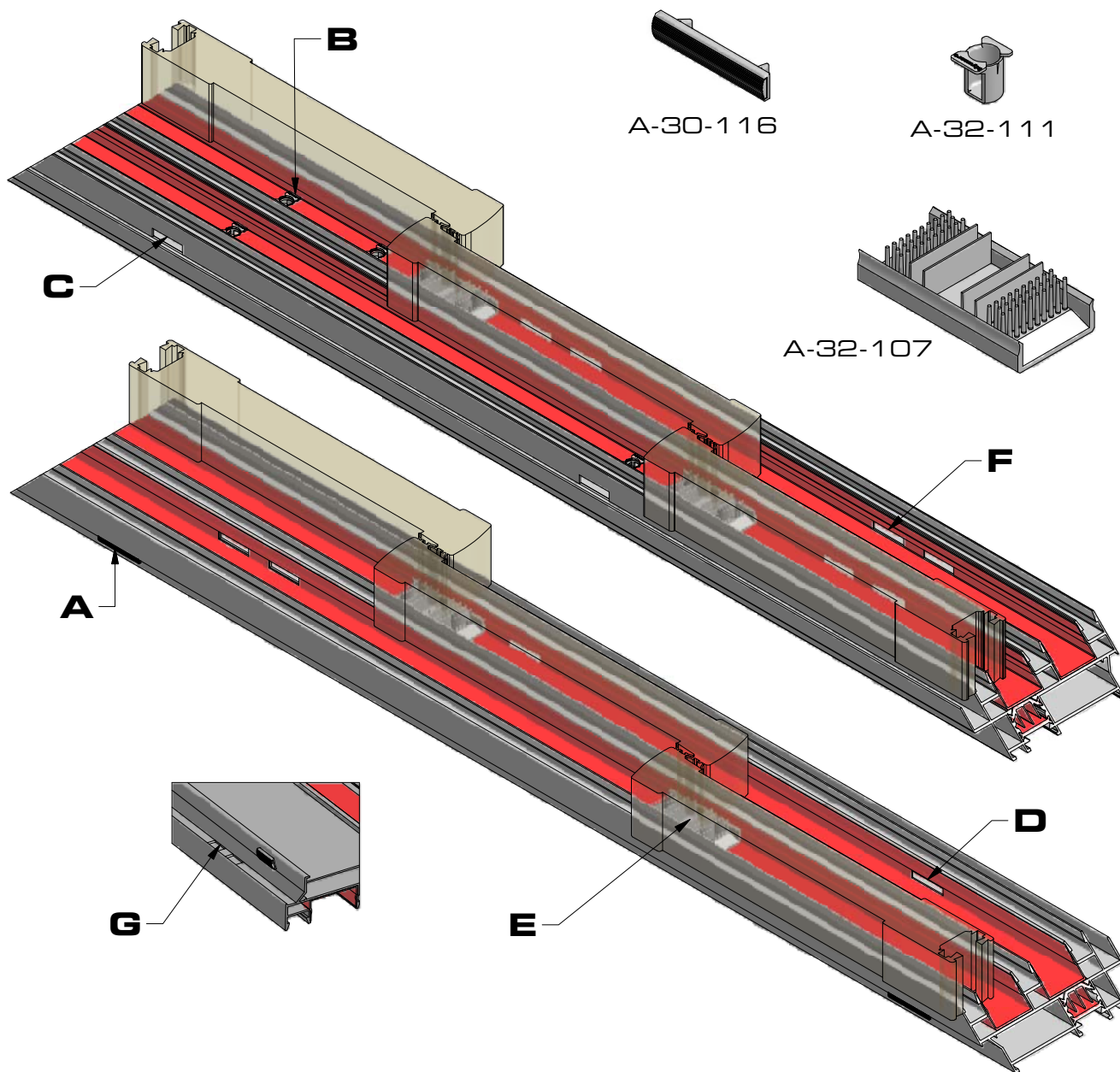


**G:** Evacuation des eaux de ruissellement sur dormants larg 58mm . drainage invisible sur A-KM-3201 poste 3.

## Plan de drainage châssis 3 vantaux




- A: Evacuation des eaux en façade. A-KM-3201 poste 4. Busette A-30-116  
 B: Drainage des eaux d'infiltration Ø12mm. usinage à la fraiseuse. Busette A-32-111.  
 C: Récupération et évacuation des eaux d'infiltration sur dormant. A-KM-3201 poste 5.  
 D: Récupération et évacuation des eaux d'infiltration sur U PVC P-32-500. A-KM-3201 poste 6.  
 E: Pièce d'étanchéité A-32-107  
 F: Evacuation des eaux de ruissellement sur le U PVC P-32-500. A-KM-3201 poste 6.  
 G: Evacuation des eaux de ruissellement sur le dormant. A-KM-3201 poste 3





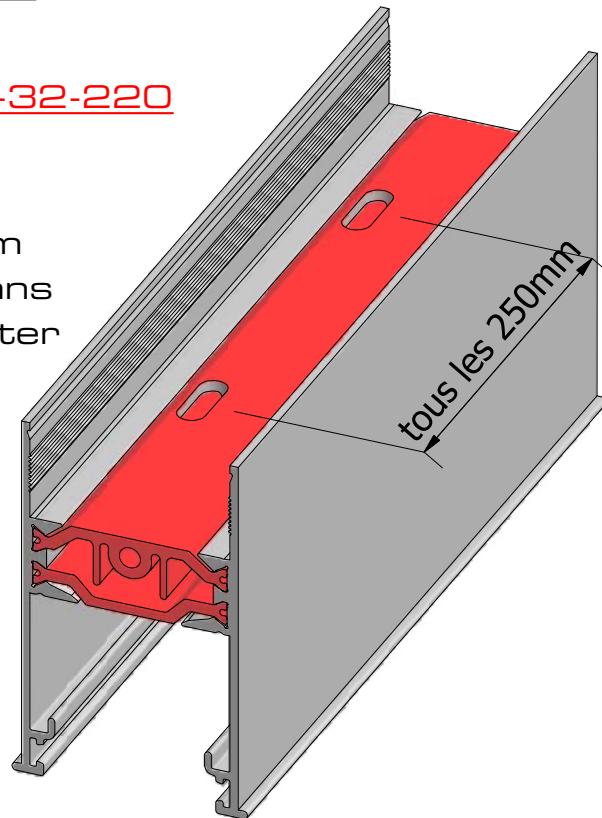
## Drainage : Drainages sur châssis 2 et 3 vantaux



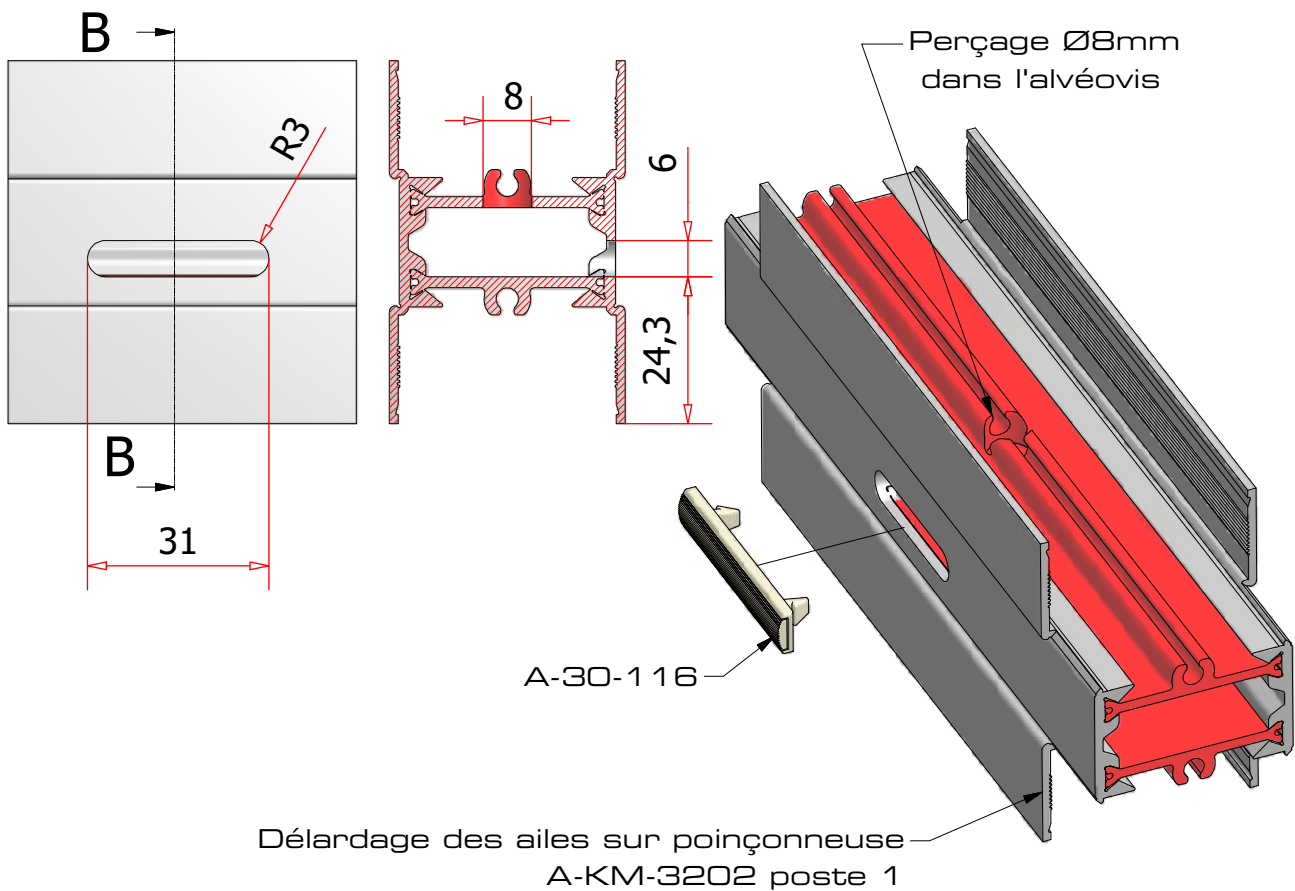
## Drainages sur traverses

### Traverse haute et basse P-32-220

La traverse P-32-220 est préperçée tous les 250mm par des trous 5x14mm dans les 2 barrettes afin de limiter le nombre d'usinages .

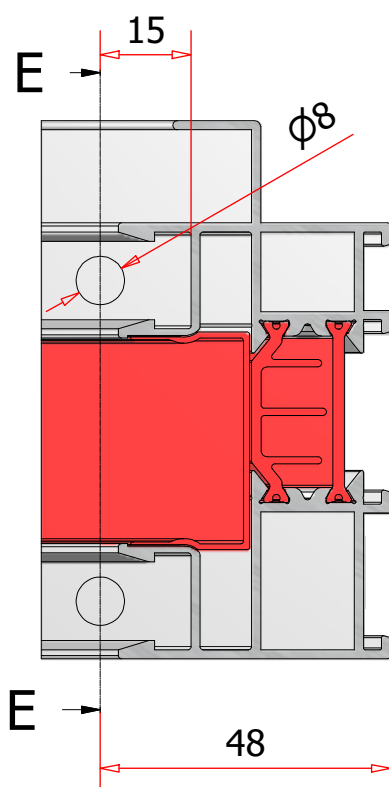
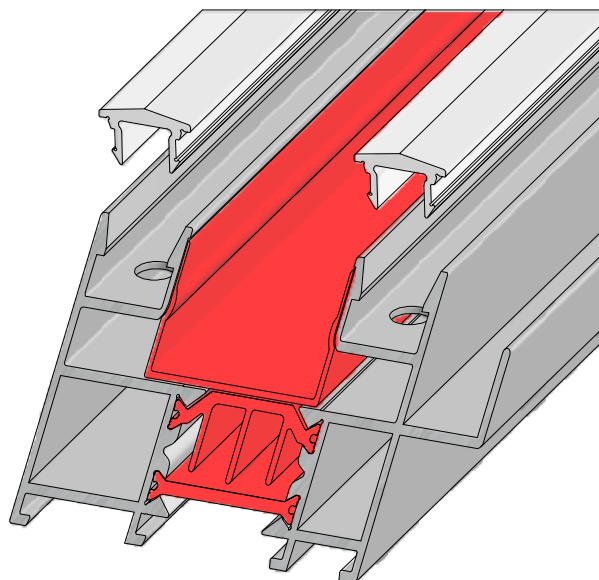


### Traverse intermédiaire P-32-221

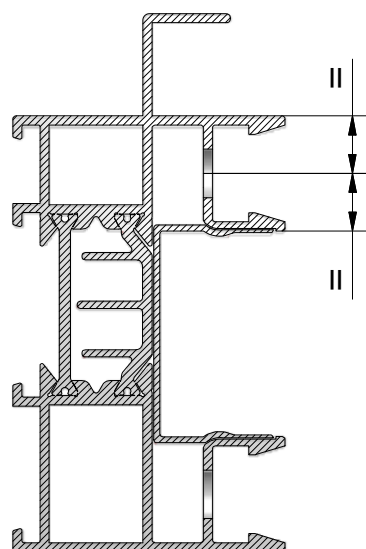


## Drainage de la gorge de clippage du rail rapporté

Drainages  $\varnothing 8\text{mm}$  à chaque extrémité de la traverse basse.



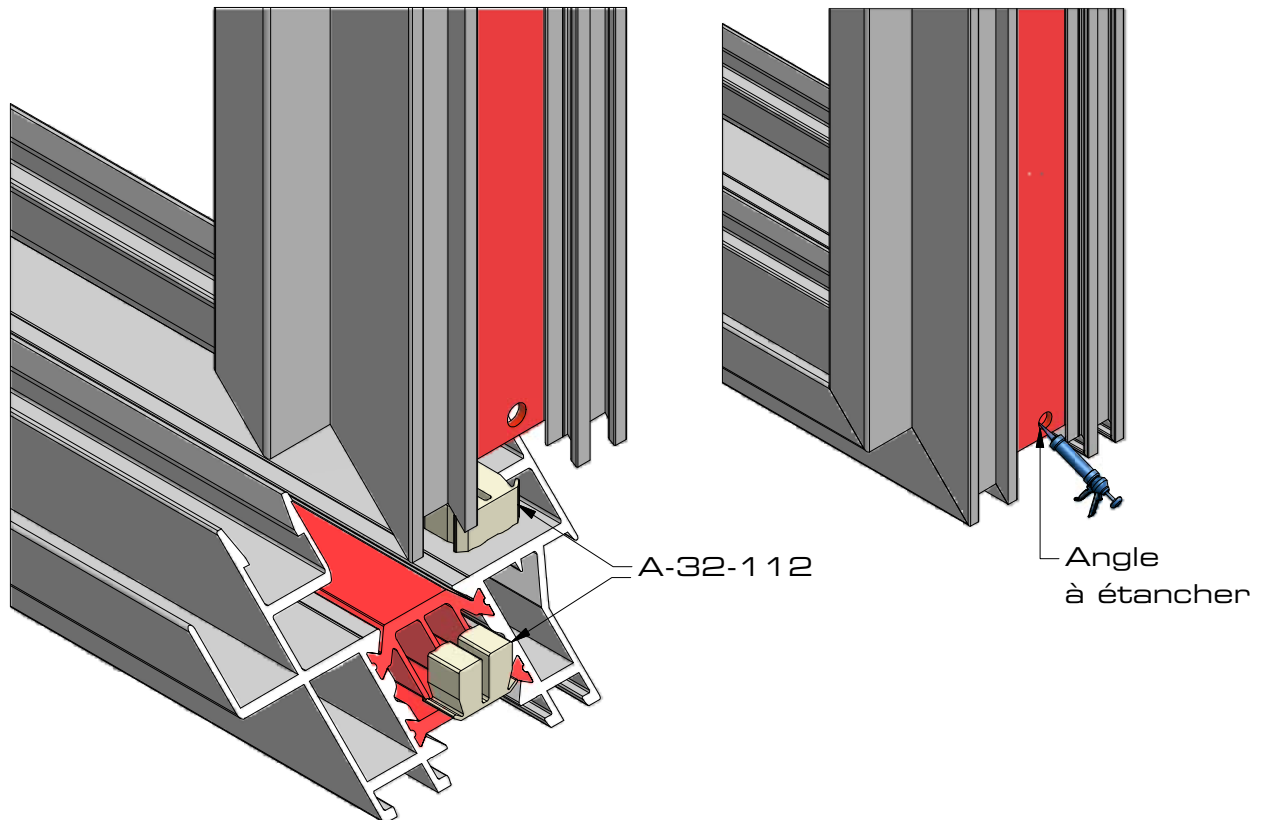
E-E (0.8)



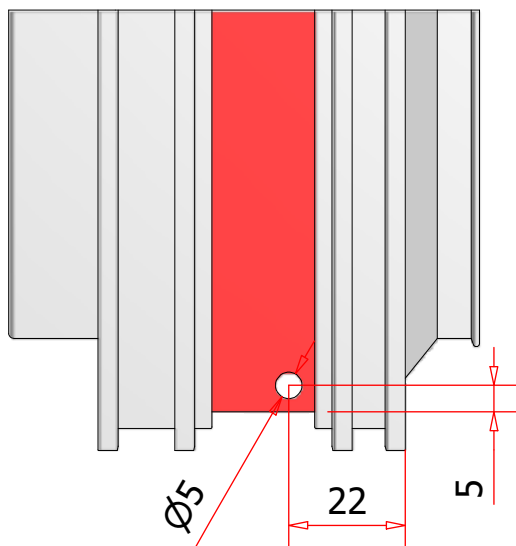
## Fond de joint entre barrettes

### Processus de montage:

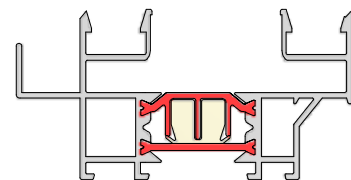
- Insérer une pièce A-32-112 aux 2 extrémités de la traverse basse puis à l'extrémité basse de chaque montant.
- Assembler mécaniquement les angles et injecter la colle par le trou  $\varnothing 5\text{mm}$ .



Trou  $\varnothing 5\text{mm}$  pour injection de colle

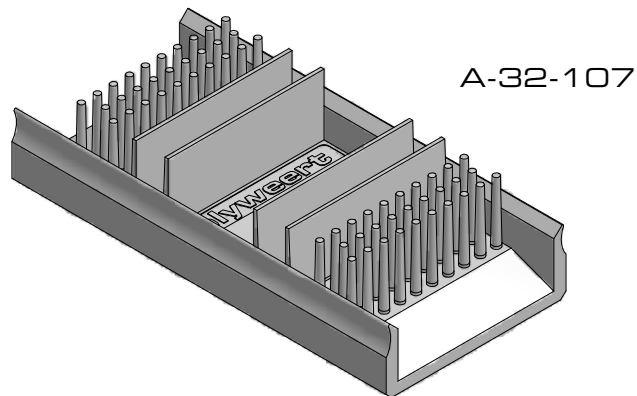
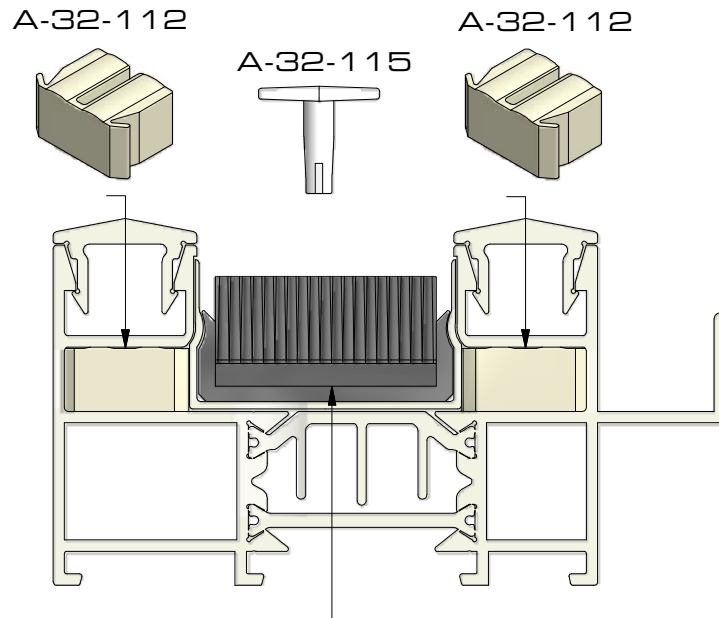


Position de la pièce A-32-112

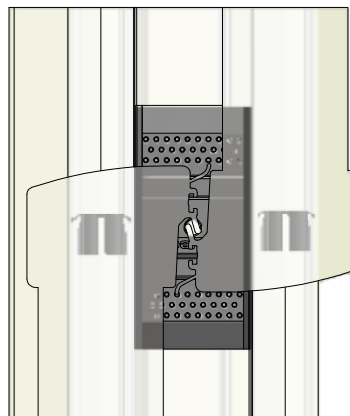


## Pièce d'étanchéité sous rails A-32-112

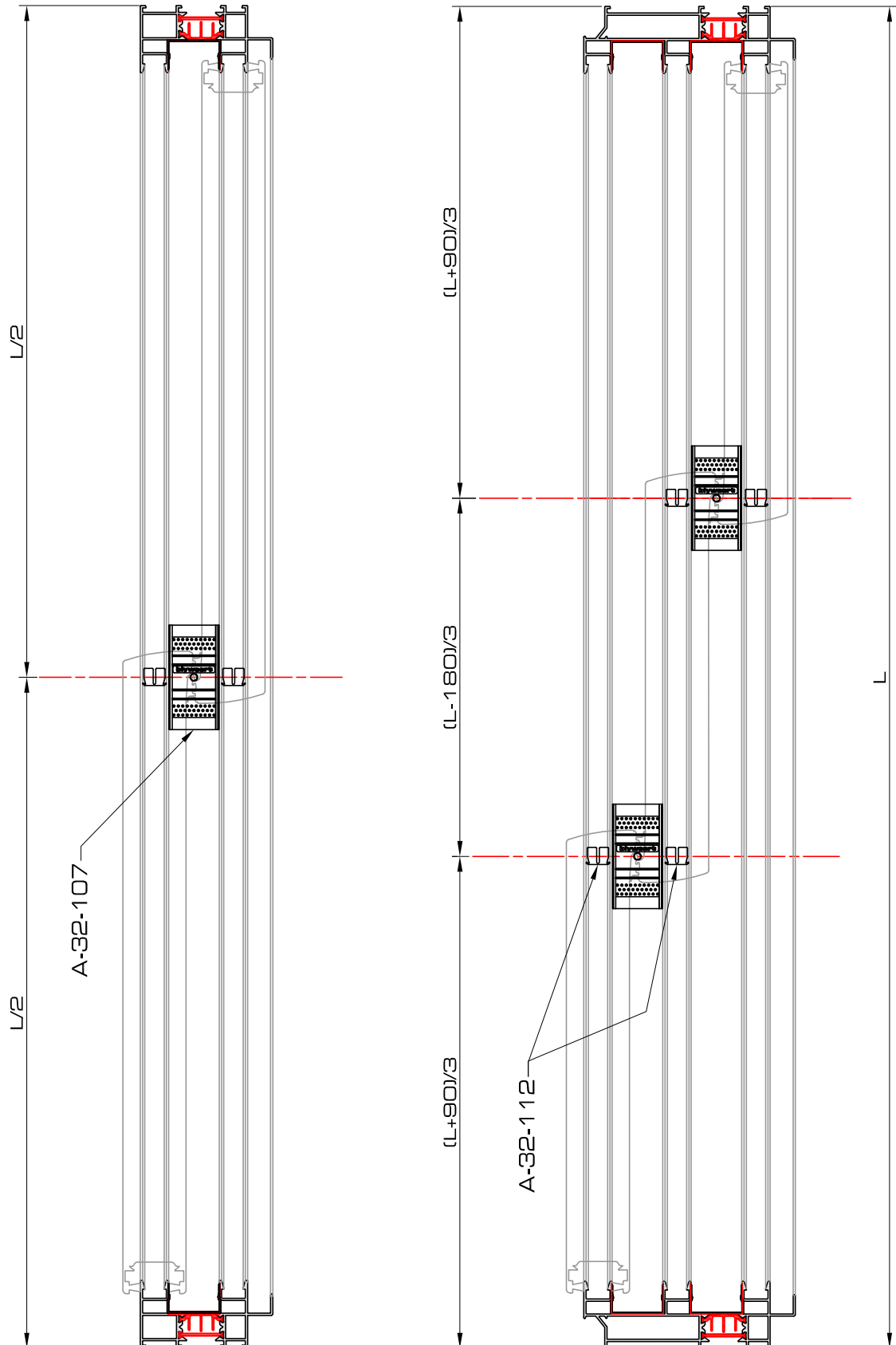
Les pièces A-32-112 se positionnent sous les rails des dormants au niveau des cales d'étanchéités centrales A-32-107.



Position des pièces  
A-32-112



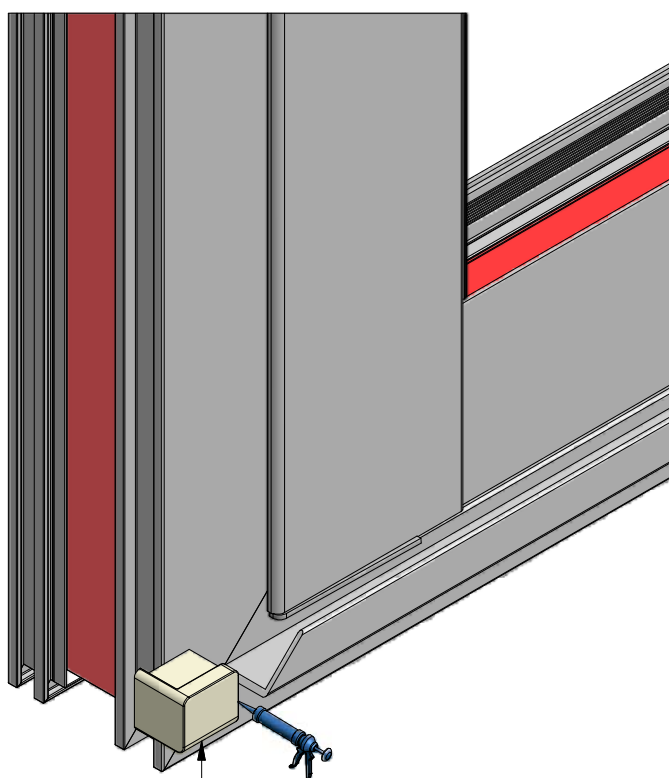
## Drainage : positionnement des bouchons et pièces d'étanchéité



## Montage de l'embout pour récupérateur d'eau A-32-108



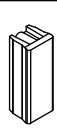







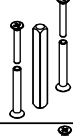





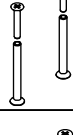



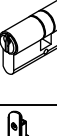

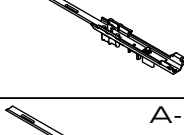


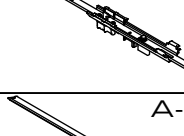


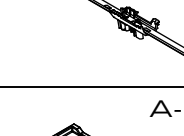


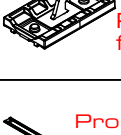


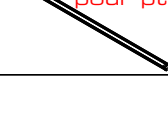

L'embout A-32-108 est prévu lors d'un assemblage d'un montant dormant et une traverse avec et sans récupérateur d'eau en coupes à 45° .

DORMANTS COUPES 45°



Embout à étancher  
(vendu à la paire)

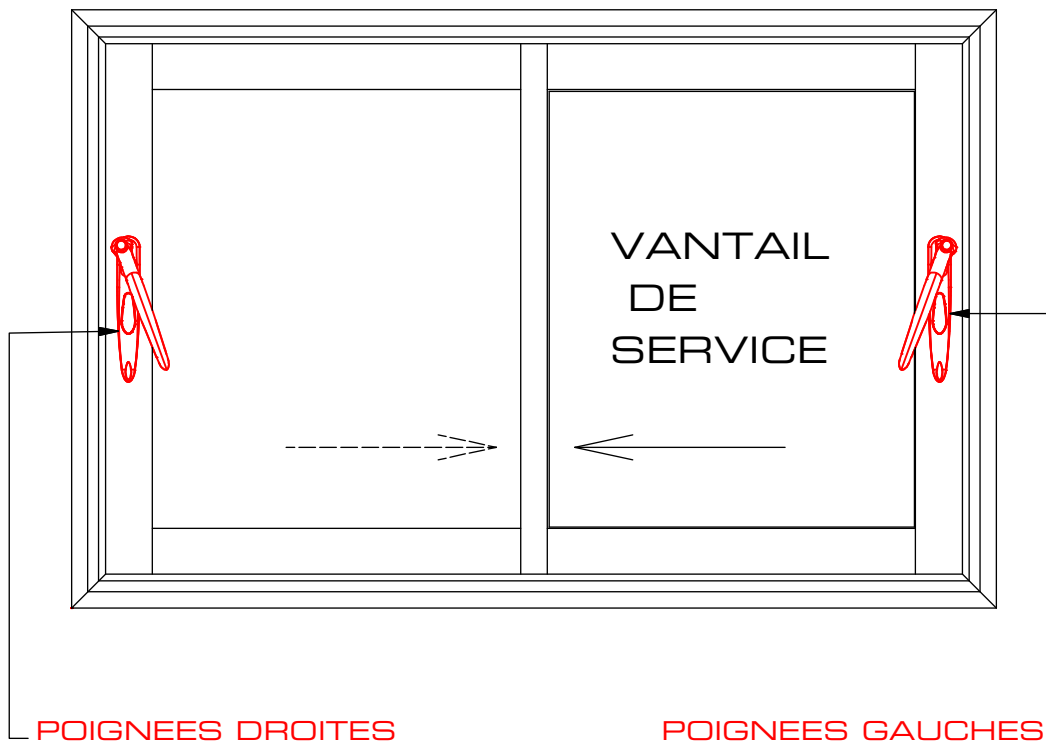
## ACCESSOIRES FERMETURES

	A-32-120 Coquille à translation montage simple		A-32-133 Poignée réduite VR droite 20° à translation pose double ext.		A-32-149 Appui AFM
	A-32-121 Coquille fixe montage simple		A-32-134 Poignée réduite VR gauche 20° à translation pose double ext.		A-32-150 Verrou à clé 360°
	A-32-122 Coquille à translation montage double manoeuvrantes int.ext		A-32-135 Poignée de tirage ext.		A-32-151 Rosette autocollante double face
	A-32-123 Coquille à translation montage double avec poignées de tirage ext		A-32-140 kit visserie pose double int. 127-128/ ext. 129-130		A-32-152 Gâche à clamer
	A-32-125 Poignée droite 20° à translation pose simple int.		A-32-141 kit visserie pose double int. 127-128/ ext. 133-134		A-32-153 Centreur
	A-32-126 Poignée gauche 20° à translation pose simple int.		A-32-142 kit visserie pose double int. 127-128/ ext. 132		A-32-154 Gabarit réglage de gâche
	A-32-127 Poignée droite 20° à translation pose double int.		A-32-143 kit visserie pose double int. 127-128/ ext. 135		A-32-156 Cylindre
	A-32-128 Poignée gauche 20° à translation pose double int.		A-32-144 kit 1pt central réglable AFM+ centreur		A-32-170 Cuvette à crochet pose simple
	A-32-129 Poignée droite 20° à translation pose double ext. manoeuvrante		A-32-145 kit 1pt central réglable AFM+ centreur+2ème haut fixe		A-32-171 Cuvette à crochet pose double manoeuvrante int/ext
	A-32-130 Poignée gauche 20° à translation pose double ext. manoeuvrante		A-32-146 kit 1pt central réglable AFM+ centreur+2ème haut fixe+3ème bas fixe		A-32-172 Cuvette à crochet poignée de tirage ext.
	A-32-131 Poignée fixe pose simple		A-32-147 Point de fermeture fixe à clipper		A-32-173 Cuvette à crochet poignée de tirage à clef ext.
	A-32-132 Poignée fixe pose double		A-32-148 Prolongateur recoupable pour pt de ferm. sup.		A-32-174 Crochet réglable



## Sens d'ouverture

vue intérieure



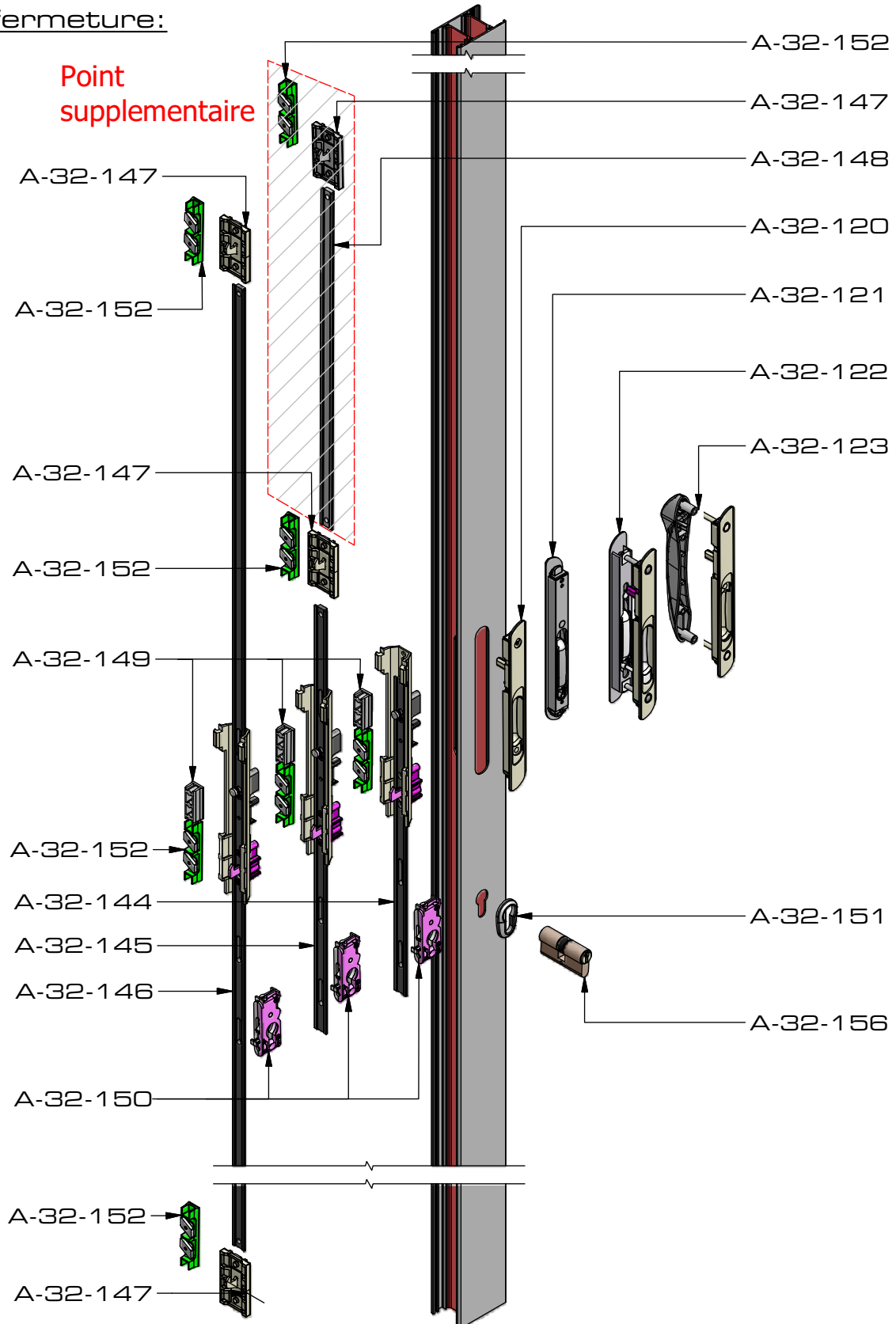
Vantail coulissant à droite

Vantail coulissant à gauche

A-32-125  
A-32-127  
A-32-129  
A-32-133

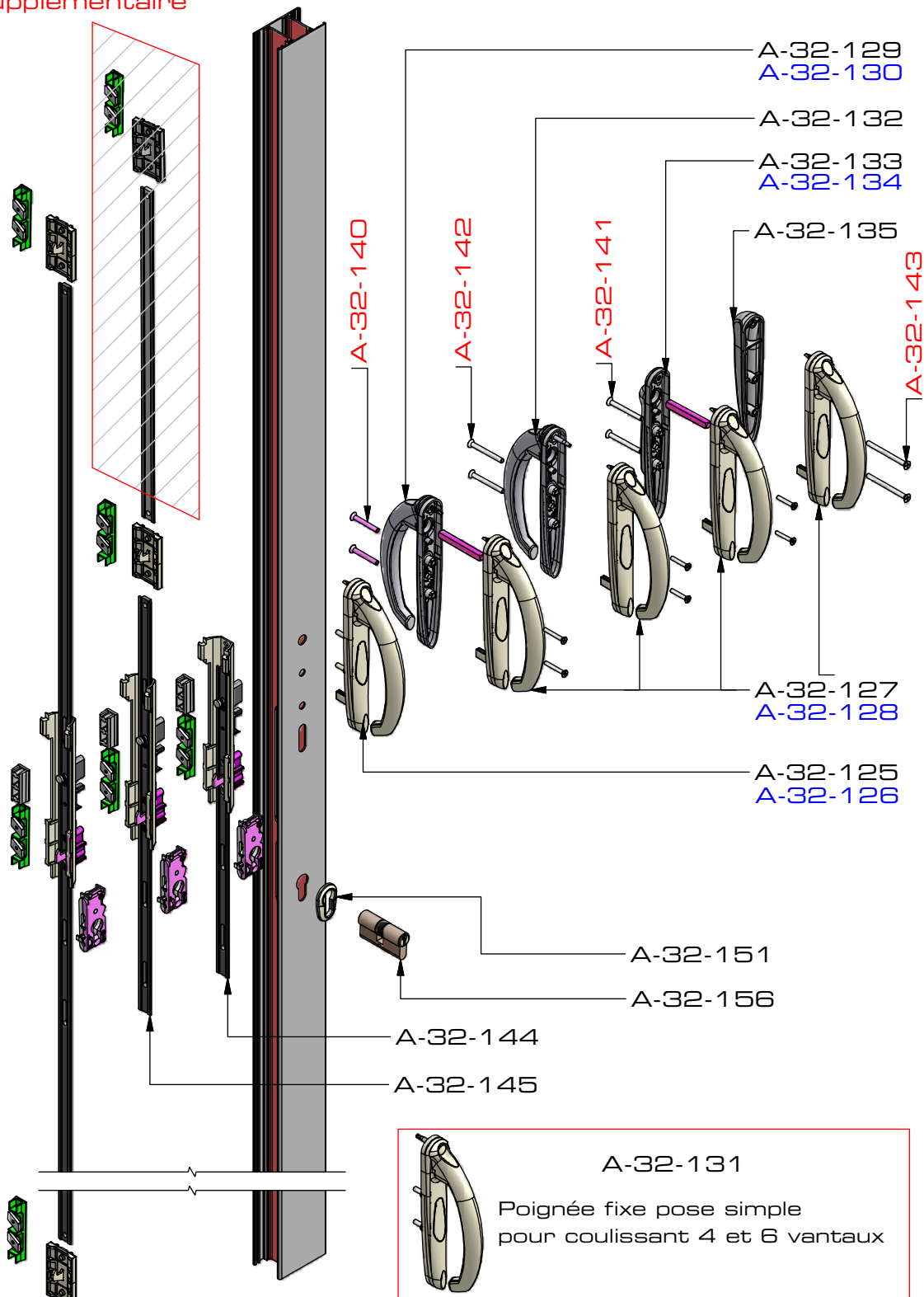
A-32-126  
A-32-128  
A-32-130  
A-32-134

Ensemble des cuvettes à translation avec kits de fermeture:

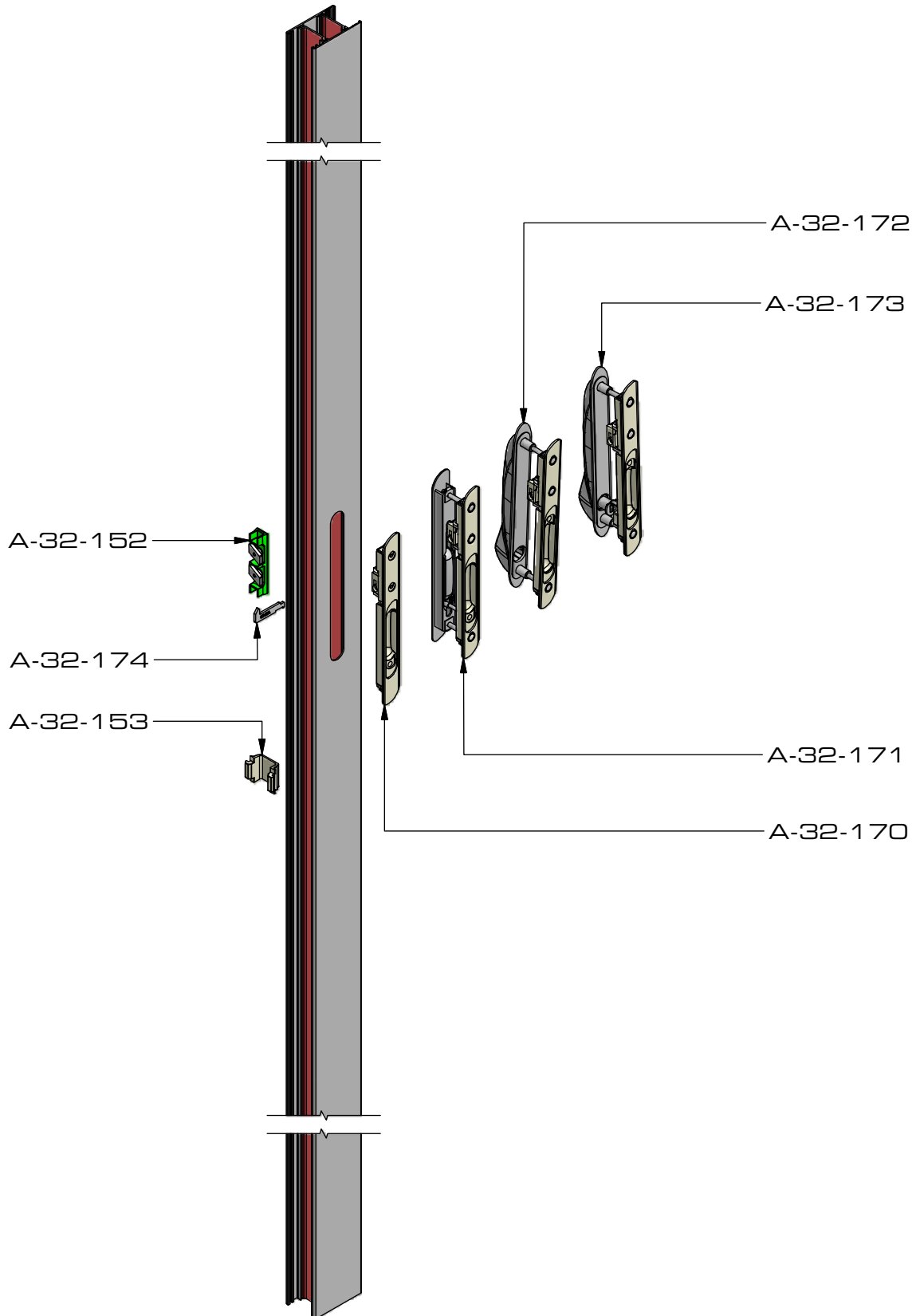


## Ensemble des poignées à translation avec kit de fermeture:

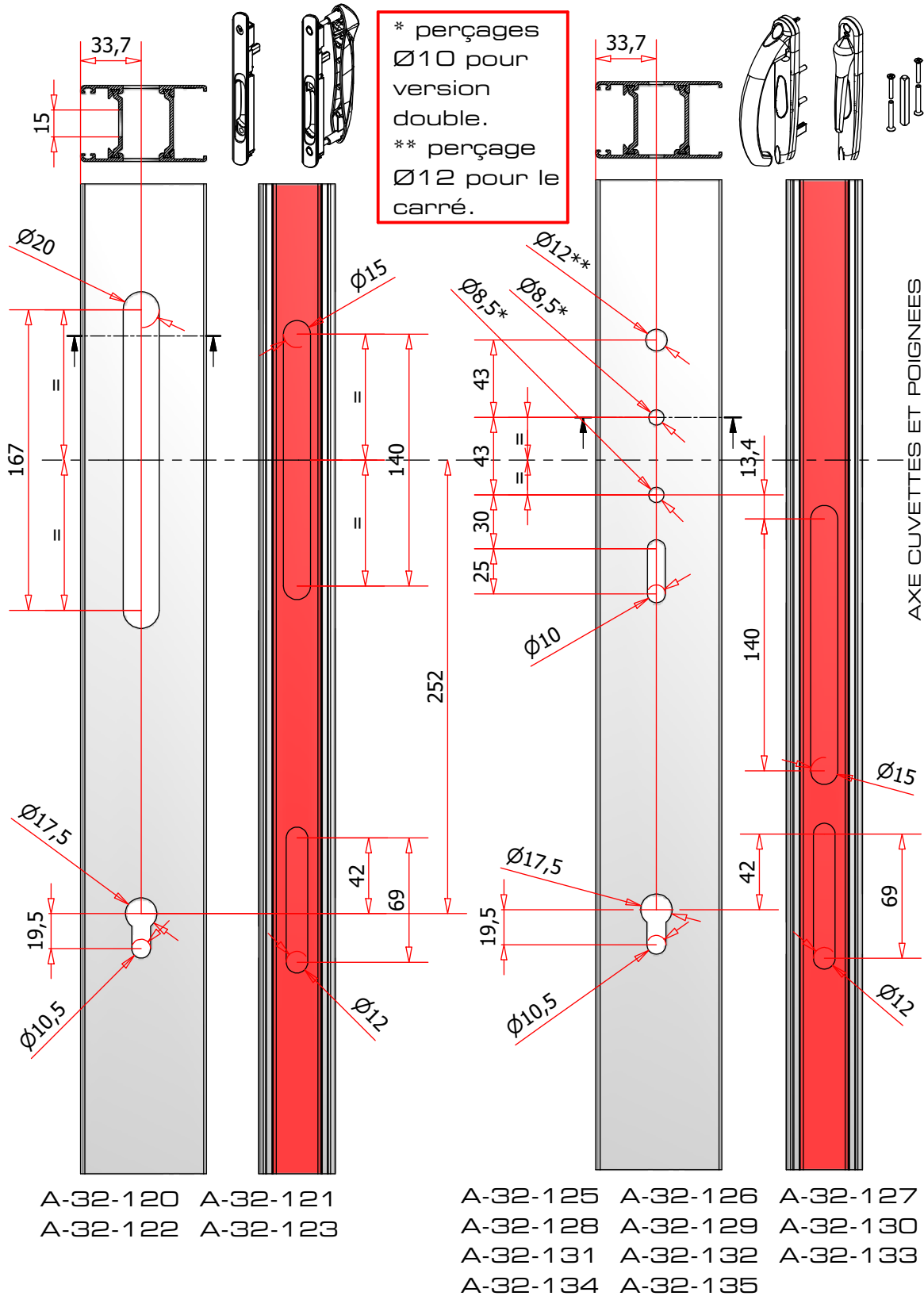
Point  
supplémentaire



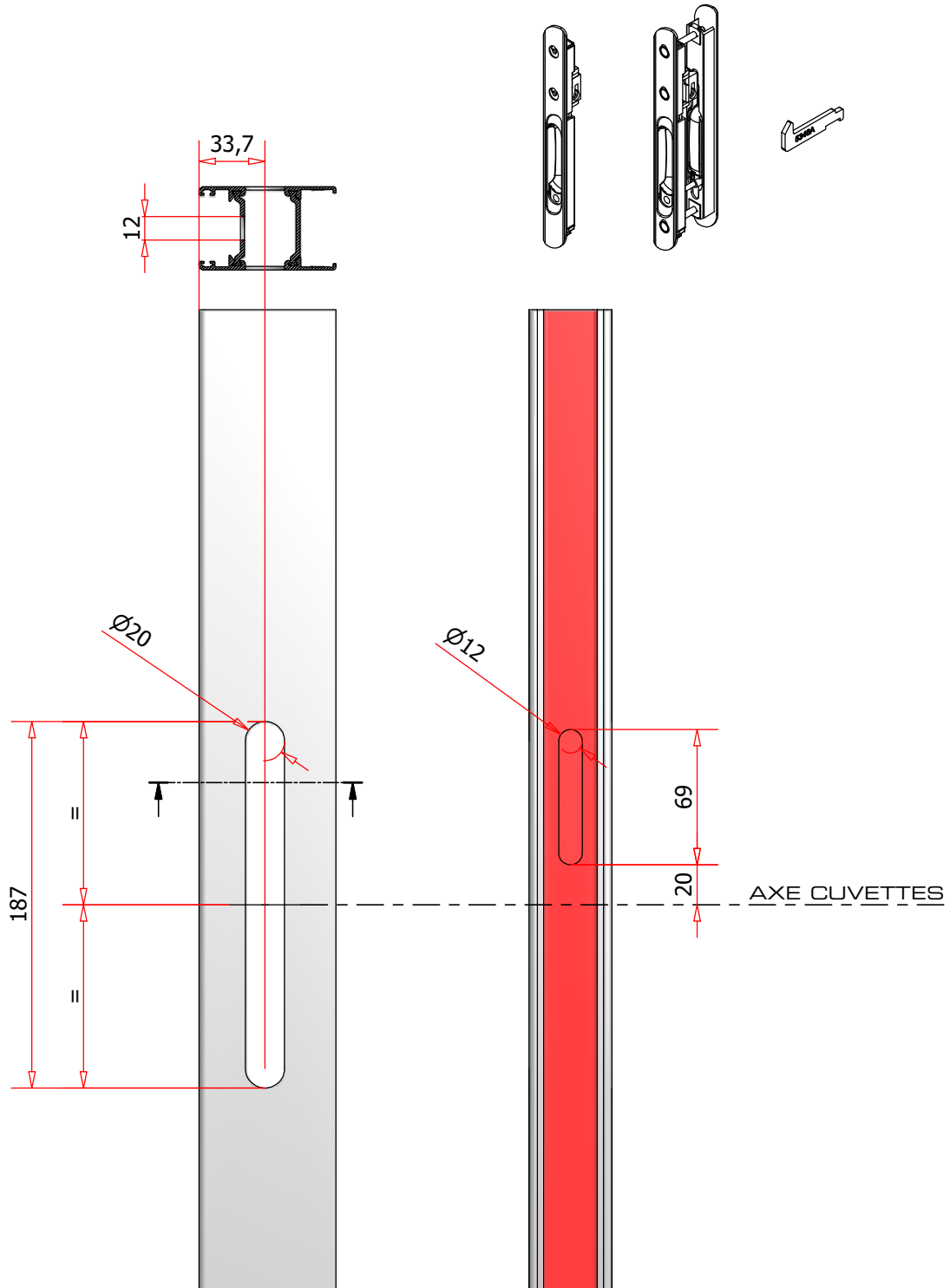
## Ensemble des cuvettes à crochet



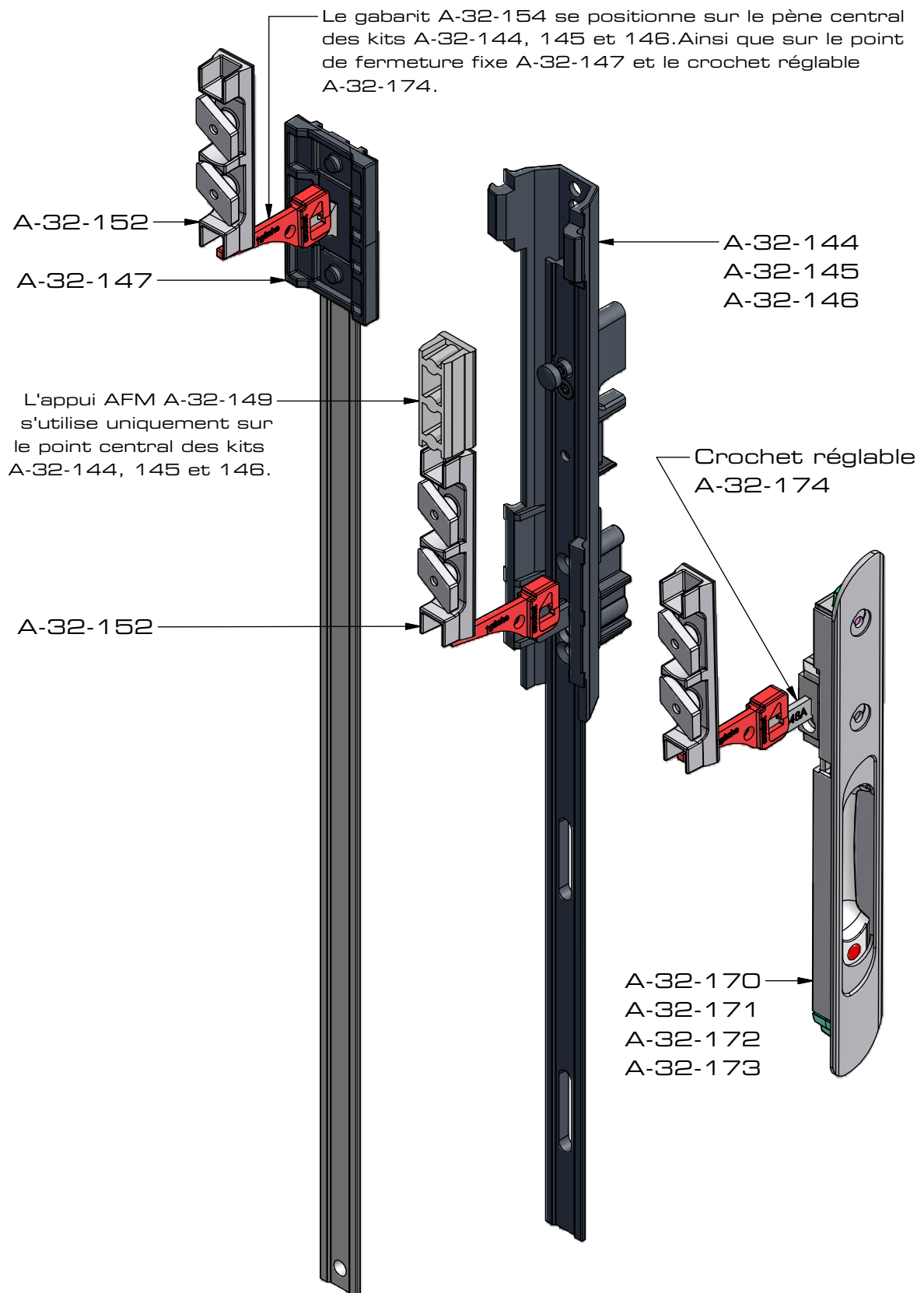
## Usinages pour cuvettes et poignées à translation



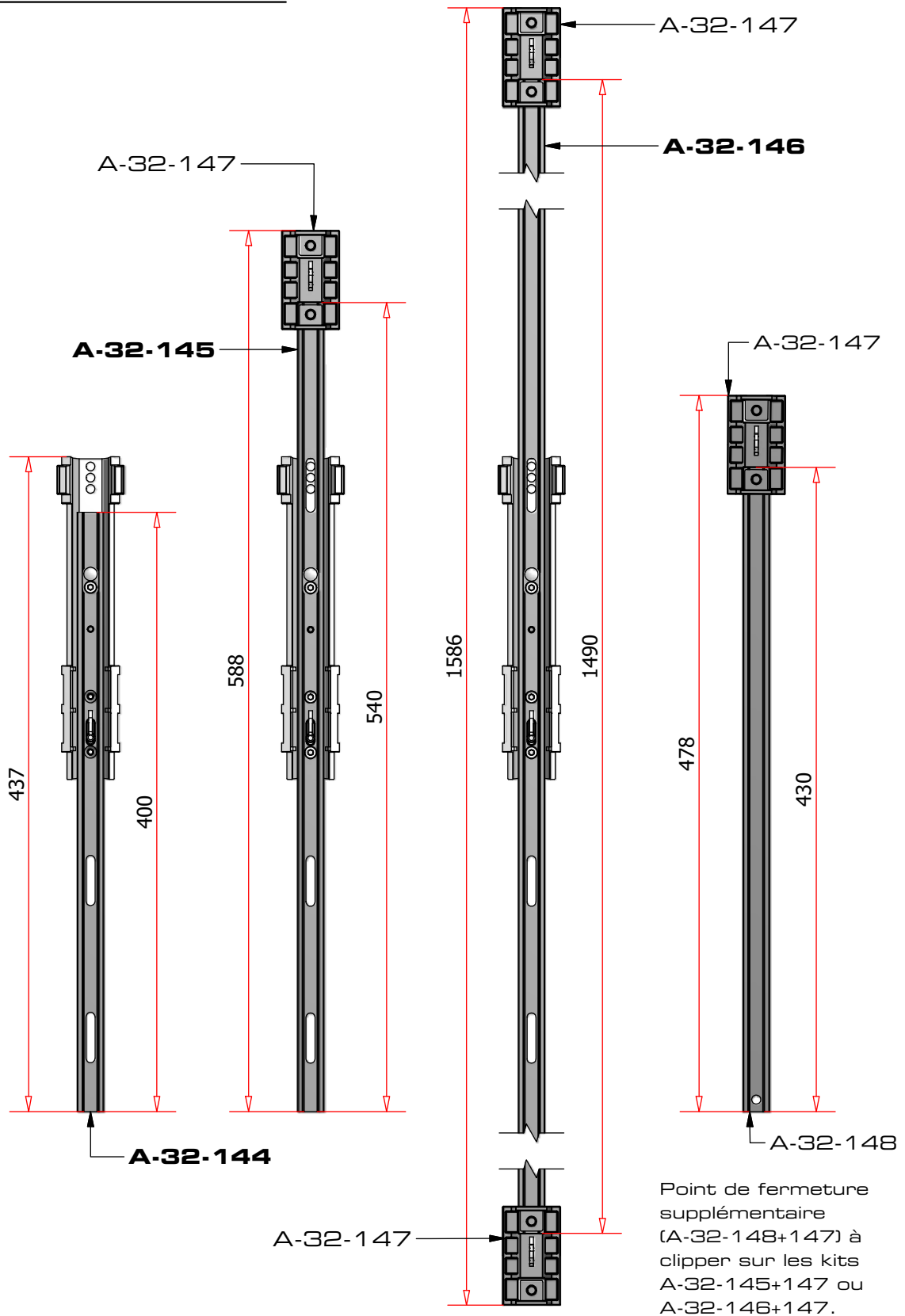
## Usinages pour cuvettes à crochet



## Gabarit réglage de gâches

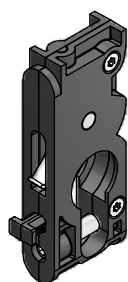
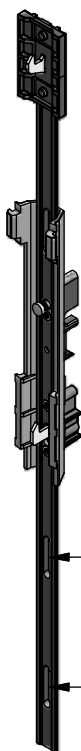
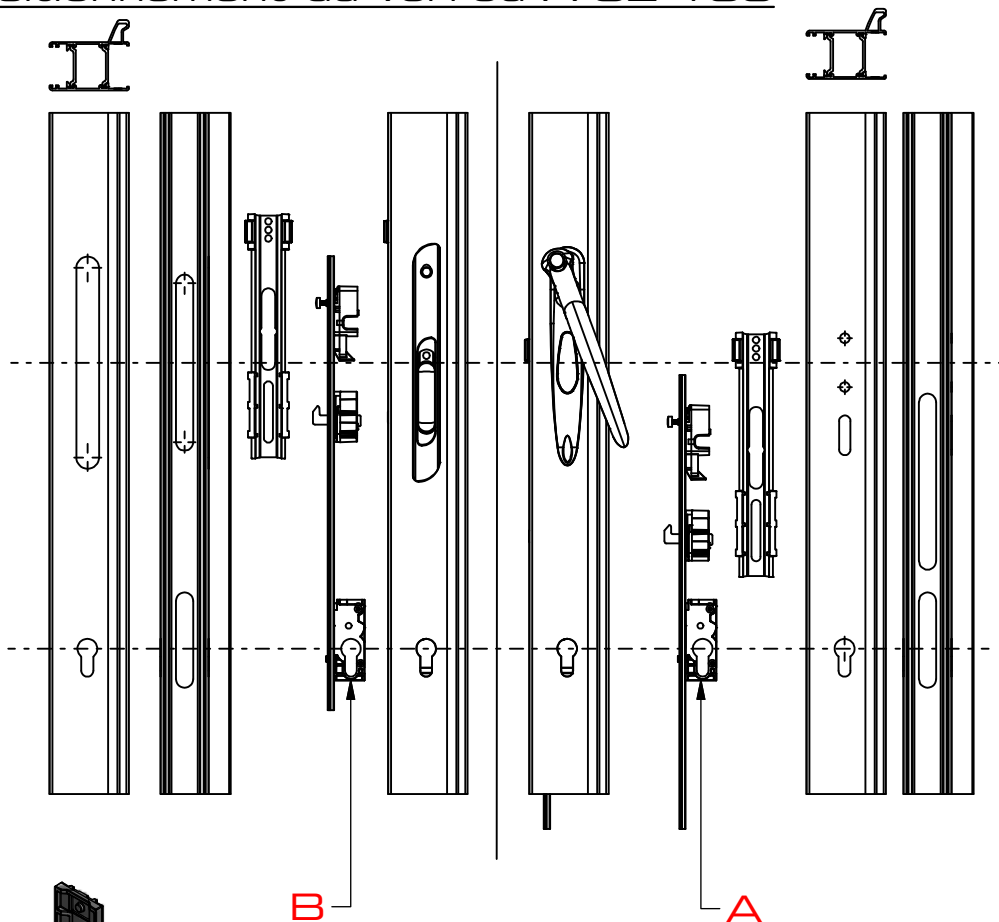


## Kit de fermeture





## Positionnement du verrou A-32-150



Afin d'avoir un alignement identique des cuvettes et poignées ainsi que de l'ensemble verrou, cylindre et rosette. Le positionnement du verrou est différent si on utilise les cuvettes ou les poignées à translation.

Position A - poignées à translation  
Position B - Cuvettes à translation

**Avec cuvettes à translation : A-32-120 / 122 / 123**

		<div style="display: flex; justify-content: space-around;"> <span>Hauteur Mini ouvrant</span> <span>Hauteur Mini Axe / Bas</span> <span>Hauteur Mini Axe / Haut</span> </div>		
<b>A-32-144</b>	Fermeture 1pt (tige recoupée)	360mm	150mm	210mm
	Fermeture 1pt avec cylindre	590mm	380mm	210mm
<b>A-32-145</b>	Fermeture 2pts (tige recoupée)	510mm	150mm	360mm
	Fermeture 2pts avec cylindre	740mm	380mm	360mm
<b>A-32-145</b> +	Fermeture 3pts (tige recoupée)	1000mm	150mm	850mm
	<b>A-32-148</b> Fermeture 3pts avec cylindre	1230mm	380mm	850mm
<b>A-32-146</b>	Fermeture 3pts	1730mm	910mm	820mm
	Fermeture 3pts avec cylindre	1730mm	910mm	820mm
<b>A-32-146</b> +	Fermeture 4pts	2220mm	910mm	1310mm
	<b>A-32-148</b> Fermeture 4pts avec cylindre	2220mm	910mm	1310mm

**Avec poignées 20° à translation :  
A-32-125 / 126 / 127 / 128 / 129 / 130 / 131 / 132 / 133 / 134**

		<div style="display: flex; justify-content: space-around;"> <span>Hauteur Mini ouvrant</span> <span>Hauteur Mini Axe / Bas</span> <span>Hauteur Mini Axe / Haut</span> </div>		
<b>A-32-144</b>	Fermeture 1pt (tige recoupée)	360mm	250mm	110mm
	Fermeture 1pt avec cylindre	590mm	480mm	110mm
<b>A-32-145</b>	Fermeture 2pts (tige recoupée)	510mm	250mm	260mm
	Fermeture 2pts avec cylindre	740mm	480mm	260mm
<b>A-32-145</b> +	Fermeture 3pts (tige recoupée)	1000mm	250mm	750mm
	<b>A-32-148</b> Fermeture 3pts avec cylindre	1230mm	480mm	750mm
<b>A-32-146</b>	Fermeture 3pts	1730mm	1010mm	720mm
	Fermeture 3pts avec cylindre	1730mm	1010mm	720mm
<b>A-32-146</b> +	Fermeture 4pts	2220mm	1010mm	1210mm
	<b>A-32-148</b> Fermeture 4pts avec cylindre	2220mm	1010mm	1210mm

## Montage de la butée de vantail A-32-155

