CS 77

CS 77

REYNAERS
aluminium

Cat. nr. 13
Art. nr. AD.089.C13F.00
Edition 03/2010

Inhoud
Sommaire
Content
Inhalt

A Algemene informatie
Généralités
General Information
Allgemeine Information

B Algemene informatie systemen
Généralités séries
General Information System
Allgemeine Information System

C Profielen
Profilés
Profiles
Profile

E Werktekeningen
Coupes et débits
Work drawings
Werkzeichnungen

F Montagetekeningen
Fabrication et montage
Assembly drawings
Montagezeichnungen

Inhoud

INHOUDSTAFEL 13.001-008

Algemene informatie

SYMBOLENLIJST 13.A.001-008

Algemene informatie systemen

VERWERKINGSVOORSCHRIFTEN 13.B.001-004

Profielen

PROFIELLIJST 13.C.p01-p04
PROFIELOVERZICHT 13.C.001-024
BUITENKADER RAAM NAAR BINNENDRAAIEND 13.C.025-026
BUITENKADER AUTOMATISCHE SCHUIFDEUR 13.C.027
BUITENKADER RAAM NAAR BINNENDRAAIEND 13.C.028-032
BUITENKADER RAAM NAAR BUITENDRAAIEND 13.C.033-034
WISSELPROFIEL BUITENBEGLAZING 13.C.035
OMKEERPROFIEL 13.C.036
BUITENKADER GEVEL RAAM NAAR BINNENDRAAIEND 13.C.037-038
BUITENKADER GEVEL RAAM NAAR BUITENDRAAIEND 13.C.039
BUITENKADER TUIMELRAAM 13.C.040
VLEUGEL RAAM NAAR BINNENDRAAIEND 13.C.041
VLEUGEL RAAM (DEUR) NAAR BINNENDRAAIEND 13.C.042-043
RAAMVLEUGEL NAAR BUITENDRAAIEND 13.C.044-046
VLEUGEL RAAM (DEUR) NAAR BUITENDRAAIEND 13.C.047
VLEUGEL VENTILATIERAAM 13.C.048
STOLPPROFIEL RAAM NAAR BINNENDRAAIEND 13.C.049
GEÏNTEGREERD STOLPPROFIEL RAAM NAAR BINNENDRAAIEND 13.C.050
STOLPPROFIEL RAAM NAAR BUITENDRAAIEND 13.C.051
T-PROFIEL RAAM NAAR BINNENDRAAIEND 13.C.052-056
T-PROFIEL AUTOMATISCHE SCHUIFDEUR 13.C.057
T-PROFIEL RAAM NAAR BUITENDRAAIEND 13.C.058-066
T-PROFIEL VERSTERKT 13.C.067-070
VERSTEVIGINGSPROFIEL 13.C.071-072
T-PROFIEL RAAMVLEUGEL 13.C.073
Z-PROFIEL 13.C.074-076
Z-PROFIEL VERBORGEN ONTWATERING 13.C.077
VERBREDINGSPROFIEL 13.C.078-079
GLASLAT RAAM EN DEUR 13.C.080-081
GLASLAT VLEUGEL 13.C.082-083
GLASLAT RAAM NAAR BUITENDRAAIEND 13.C.084
GLASLAT BUITENKADER 13.C.085
KOPPELPROFIEL ALGEMEEN 13.C.086-089
KOPPELPROFIEL DILATATIE NAAR BINNENDRAAIEND 13.C.090
KOPPELPROFIEL DILATATIE NAAR BUITENDRAAIEND 13.C.091
DILATATIEPROFIEL 13.C.092
HOEKPROFIEL 90° 13.C.093
HOEKPROFIEL 135° 13.C.094
HOEKPROFIEL VARIABEL 13.C.095-097
PROFIELEN REYNASCREEN 13.C.098-099
PREKADER 13.C.100
MUURAFWERKINGSPROFIEL 13.C.101-103
ONDERDORPEL EN VENSTERBANK 13.C.104
VENSTERBANK 13.C.105-109
ONDERDORPEL 13.C.110-112
ROLLUIKGELEIDER 13.C.113-114
AFWERKINGSPROFIEL 13.C.115-120
AFDEKPROFIEL MET BORSTELOPNAME 13.C.121
LEKLIJST 13.C.122-123
BEKLEDINGSPROFIEL 13.C.124
SLUITLATTEN 13.C.125
VERSTEVIGINGSPROFIEL RAAMDEUR (THERMO FRONT) 13.C.126
HANDGREEP 13.C.127
BUITENKADER NAAR BINNENDRAAIEND 13.C.128
BUITENKADER 13.C.129
BUITENKADER GEVEL 13.C.130-131
VLEUGEL 13.C.132-133
STOLPPROFIEL 13.C.134
T-PROFIEL 13.C.135-136
T-PROFIEL SAMENGESTELD RAAM 13.C.137
BEGLAZINGSPROFIEL 13.C.138
GLASSTEUN 13.C.139
KOPPELPROFIEL DILATATIE 13.C.140
BUITENKADER 13.C.141-142
VLEUGEL 13.C.143-144
STOLPPROFIEL 13.C.145
T-PROFIEL 13.C.146
KLEINHOUT 13.C.147
GLASLAT 13.C.148
ONDERDORPEL 13.C.149
SIERLIJST PANELEN 13.C.150
BODEMPROFIEL MULTI PATIO 13.C.151
BUITENKADER DEUR 13.C.152
VLEUGEL DEUR 13.C.153
VLEUGEL PANIEKDEUR NAAR BUITENDRAAIEND 13.C.154
STOLPPROFIEL DEUR 13.C.155
AANSLAGPROFIEL DEUR 13.C.156
SOKKELPROFIEL 13.C.157-158
VERBREDINGSPROFIEL 13.C.159
BODEMPROFIEL 13.C.160-161
BORSTELPROFIEL 13.C.162
BORSTELPROFIEL PIVOTDEUR 13.C.163
BORSTELPROFIEL - RUBBERPROFIEL EN AFWERKINGSPROF. 13.C.164
ONDERZIJDE DEUR 13.C.165-166

Werktekeningen

OVERZICHT RAMEN 13.E.001-003
VAST RAAM 13.E.004-005
RAAM MET OPENVALLEND BOVENLICHT 13.E.006-007
DRAAIRAAM 13.E.008-009
DRAAIKIPRAAM 13.E.010-011
STOLP-KIPRAAM 13.E.012-015
STOLPRAAM 13.E.016-019
GEINTEGREERDE STOLPRAAM 13.E.020-023
DRAAIRAAM NAAR BUITENDRAAIEND 13.E.024-025
STOLPRAAM NAAR BUITENDRAAIEND 13.E.026-029
UITZETRAAM 13.E.030-031
DRAAISCHUIFRAAM MET ENGELSE KRUK 13.E.032-033
UITZETZAKRAAM 13.E.034-035
SAMENGESTELD RAAM MET UITZETZAKRAAM 13.E.036-037
SAMENGESTELD VAST RAAM 13.E.038-039
TUIMELRAAM 13.E.040-041
RAAMDEUR NAAR BINNENDRAAIEND 13.E.042-043
DUBBELE RAAMDEUR NAAR BINNENDRAAIEND 13.E.044-047
RAAMDEUR NAAR BUITENDRAAIEND 13.E.048-049
DUBBELE RAAMDEUR NAAR BUITENDRAAIEND 13.E.050-053
RAAMDEUR NAAR BUITENDRAAIEND 13.E.054-055
DUBBELE RAAMDEUR NAAR BUITENDRAAIEND 13.E.056-059
DRAAIRAAM 13.E.060-061
DRAAIKIPRAAM 13.E.062-063
STOLP-KIPRAAM 13.E.064-067
SAMENGESTELD RAAM 13.E.068-071
DRAAIKIPRAAM 13.E.072-073
STOLP-DRAAIKIPRAAM 13.E.074-077
SAMENGESTELD RAAM 13.E.078-081
RAAMDEUR NAAR BINNENDRAAIEND 13.E.082-083
DUBBELE RAAMDEUR NAAR BINNENDRAAIEND 13.E.084-087
THERMO FRONT 13.E.088-097
MULTI PATIO 13.E.098-107
DEUR BINNENDRAAIEND 'BORSTELAFSLUITING' 13.E.108-109
SAMENGESTELDE DEUR BINNENDRAAIEND 'BORSTELAFSLUITIN(13.E.110-113
STOLPDEUR BINNENDRAAIEND 'BORSTELAFSLUITING' 13.E.114-117
Z-T DEUR BINNENDRAAIEND 'BORSTELAFSLUITING' 13.E.118-121
DEUR BINNENDR. MET AUTOMATISCHE DEURDICHTING 13.E.122-123
SAMENG. DEUR BINNENDR. "AUTO. DEURDICHTING" 13.E.124-127
STOLPDEUR BINNENDR. MET AUTOMATISCHE DEURDICHT. 13.E.128-131
Z-T DEUR BINNENDR. MET AUTOMATISCHE DEURDICHTING 13.E.132-135
DEUR BUITENDRAAIEND 'BORSTELAFSLUITING' 13.E.136-137
SAMENGESTELDE DEUR BUITENDRAAIEND 'BORSTELAFSLUITIN(13.E.138-141
STOLPDEUR BUITENDRAAIEND 'BORSTELAFSLUITING' 13.E.142-145
Z-T DEUR BUITENDRAAIEND 'BORSTELAFSLUITING' 13.E.146-149
DEUR BUITENDR. MET AUTOMATISCHE DEURDICHTING 13.E.150-151
SAMENG. DEUR BUITENDR. "AUTO. DEURDICHTING" 13.E.152-155
STOLPDEUR BUITENDR. MET AUTOMATISCHE DEURDICHT. 13.E.156-159
Z-T DEUR BUITENDR. MET AUTOMATISCHE DEURDICHTING 13.E.160-163
DEUR BINNENDRAAIEND MET SOKKELPROFIEL 13.E.164-165
SAMENGESTELDE DEUR BINNENDR. MET SOKKELPROFIEL 13.E.166-169
STOLPDEUR BINNENDR. MET SOKKELPROFIEL 13.E.170-173
Z-T DEUR BINNENDRAAIEND MET SOKKELPROFIEL 13.E.174-177
DEUR BUITENDRAAIEND MET SOKKELPROFIEL 13.E.178-179
SAMENGESTELDE DEUR BUITENDR. MET SOKKELPROFIEL 13.E.180-183
STOLPDEUR BUITENDR. MET SOKKELPROFIEL 13.E.184-187
Z-T DEUR BUITENDRAAIEND MET SOKKELPROFIEL 13.E.188-191
DEUR BINNENDR. MET T-PROFIEL 'BORSTELAFSLUITING' 13.E.192-193
SAMENG. DEUR BINNENDR. MET T-PROFIEL 'BORSTELAFSLUITIN 13.E.194-197
STOLPDEUR BINNENDRAAIEND MET T-PROFIEL 'BORSTELAFSLU 13.E.198-201
Z-T DEUR BINNENDR. MET T-PROFIEL 'BORSTELAFSLUITING' 13.E.202-205
DEUR BUITENDR. MET T-PROFIEL 'BORSTELAFSLUITING' 13.E.206-207
SAMENG. DEUR BUITENDR. MET T-PROFIEL 'BORSTELAFSLUITIN(13.E.208-211
STOLPDEUR BUITENDRAAIEND MET T-PROFIEL 'BORSTELAFSLUI 13.E.212-215
Z-T DEUR BUITENDR. MET T-PROFIEL 'BORSTELAFSLUITING' 13.E.216-219
VARIANT DEUR MET AUTOMATISCHE DEURDICHTING 13.E.220-221
DEUR BINNENDR. MET DUBBELE AANSLAGDICHTING 13.E.222-223
SAMENGESTELDE DEUR BINNENDR. MET DUB. AANSLAGD. 13.E.224-227
STOLPDEUR BINNENDR. MET DUBBELE AANSLAGD. 13.E.228-231
Z-T DEUR BINNENDR. MET DUBBELE AANSLAGDICHTING 13.E.232-235
DEUR BUITENDR. MET DUBBELE AANSLAGDICHTING 13.E.236-237
SAMENGESTELDE DEUR BUITENDR. MET DUB. AANSLAGD. 13.E.238-241
STOLPDEUR BUITENDR. MET DUBBELE AANSLAGDICHTING 13.E.242-245
Z-T DEUR BUITENDR. MET DUBBELE AANSLAGDICHTING 13.E.246-247
Z-T DEUR BUITENDR. MET DUBBELE AANSLAGDICHTING 13.E.248-249
DEUR BINNENDR. MET DUBBELE AANSLAGDICHTING 13.E.250-253
SAMENGESTELDE DEUR BINNENDR. MET DUB. AANSLAGD. 13.E.254-257
STOLPDEUR BINNENDR. MET DUBBELE AANSLAGD. 13.E.258-259
STOLPDEUR BINNENDR. MET DUBBELE AANSLAGD. 13.E.260-261
Z-T DEUR BINNENDR. MET DUBBELE AANSLAGDICHTING 13.E.262-263
Z-T DEUR BINNENDR. MET DUBBELE AANSLAGDICHTING 13.E.264-265
DEUR BUITENDR. MET DUBBELE AANSLAGDICHTING 13.E.266-269
SAMENGESTELDE DEUR BUITENDR. MET DUB. AANSLAGD. 13.E.270-273
STOLPDEUR BUITENDR. MET DUBBELE AANSLAGDICHTING 13.E.274-277
Z-T DEUR BUITENDR. MET DUBBELE AANSLAGDICHTING 13.E.278-281
PIVOTDEUR VARIANTE 13.E.282-285
PIVOTDEUR 13.E.286-289
AUTOMATISCHE SCHUIFDEUR BORSTELDICHTING 13.E.290-302

Montagetekeningen

KLEMBLOKKEN ZAAGMACHINE 13.F.001-003
ONTWATERING KADER RAMEN NAAR BINNENDRAAIEND 13.F.004-009
ONTWATERING OMKEERKADER 13.F.010-013
ONTWATERING TUIMELRAAM 13.F.014-015
ONTWATERING RAMEN NAAR BUITENDRAAIEND 13.F.016-017
VERBORGEN ONTWATERING 13.F.018-021
ONTWATERING RAAMDEUREN NAAR BINNENDRAAIEND 13.F.022-023
ONTWATERING T-PROFIEL 13.F.024-025
ONTWATERING DEURVLEUGEL 13.F.026-027
ONTWATERING 'BODEMPROFIEL 150Pa' 13.F.028-029
DECOMPRESSIE 13.F.030-031
T-VERBINDER MET SCHROEF EN/OF NAGEL NAAR BINNENDRAAI 13.F.032-037
T-VERBINDER MET SCHROEF EN/OF NAGEL NAAR BUITENDRAAI 13.F.038-041
T-VERBINDER VERSTELBAAR 13.F.042-047
KLEINHOUTEN BUITENZIJDE 13.F.048-049
TABEL MET TRAAGHEIDSMOMENTEN 13.F.050-053
POSITIE HOEKEN 13.F.054-055
LIJMINJECTIE/PERSHOEKEN 13.F.056-061
STEUNHOEKEN 13.F.062-063
HOEKENPERS 095.30PN.00 13.F.064-069
HOEKENPERS 095.B500.00 13.F.070-073
SCHROEFHOEKEN 13.F.074-095
SCHROEFHOEKEN VERSTELBAAR 13.F.096-103
STOLPPROFIEL RAAM NAAR BINNENDRAAIEND 13.F.104-105
GEÏNTEGREERD STOLPPROFIEL RAAM NAAR BINNENDRAAIEND 13.F.106-109

STOLPPROFIEL RAAMDEUR NAAR BINNENDRAAIEND	13.F.110-111
STOLPPROFIEL RAAMDEUR NAAR BUITENDRAAIEND	13.F.112-113
OVERZICHT DEUREN	13.F.114-115
STOLPDEUR BINNENDRAAIEND	13.F.116-119
EINDSTUKKEN STOLPPROFIEL	13.F.120-121
Z-T DEUR - MONTAGE EINDSTUKKEN	13.F.122-123
PLAATSING ISOLATIE DICHTING (HI)	13.F.124-125
SNIJDEN EN AFKITTEN DICHTINGEN	13.F.126-127
GEVULCANISEERDE KADER MIDDENDICHTING	13.F.128-129
BEGLAZINGSMETHODE	13.F.130-131
BEGLAZINGSTABEL	13.F.132-137
VERANKERINGEN	13.F.138-139
PLAATSING VAN ONDERDORPEL MET ROLLUIKGELEIDER	13.F.140-141
PLAATSING VAN ONDERDORPEL	13.F.142-143
PLAATSING VAN VENSTERBANK	13.F.144-145
PLAATSING VAN ONDERDORPEL	13.F.146-147
OPLOOPBLOK KUNSTSTOF	13.F.148-149
UITFREZING DEURKRUK RAAMDEUR SOBINCO	13.F.150-155
UITFREZING DEURTREKKER RAAMDEUR SOBINCO	13.F.156-157
UITFREZING DEURKRUK RAAMDEUR SOBINCO	13.F.158-159
UITFREZING DEURKRUK RAAMDEUR WILKA	13.F.160-163
UITFREZING DEURTREKKER RAAMDEUR WILKA	13.F.164-165
UITFREZING DEURKRUKKEN SOBINCO	13.F.166-171
UITFREZING DEURTREKKER SOBINCO	13.F.172-173
UITFREZING DEURKRUKKEN SOBINCO	13.F.174-175
UITFREZING DEURKRUKKEN WILKA	13.F.176-179
UITFREZING DEURTREKKER WILKA	13.F.180-181
UITFREZING CILINDERPLATEN VOOR SLOT	13.F.182-183
OVERZICHT DEURKRUKKEN	13.F.184-185
OVERZICHT SLOTEN RAAMDEUREN SOBINCO	13.F.186-189
UITFREZING 1-PUNTSLOT RAAMDEUR SOBINCO VAR. B	13.F.190-191
UITFREZING 1-PUNTSLOT RAAMDEUR SOBINCO VAR. E	13.F.192-193
UITFREZING 5-PUNTSLOT RAAMDEUR SOBINCO VAR. A	13.F.194-195
UITFREZING 5-PUNTSLOT RAAMDEUR SOBINCO VAR. B	13.F.196-197
UITFREZING 5-PUNTSLOT RAAMDEUR SOBINCO VAR. C	13.F.198-199
UITFREZING 5-PUNTSLOT RAAMDEUR SOBINCO VAR. D	13.F.200-201
UITFREZING 5-PUNTSLOT RAAMDEUR SOBINCO VAR. E	13.F.202-203
UITFREZING 5-PUNTSLOT LANG RAAMDEUR SOB. VAR. A	13.F.204-205
UITFREZING 5-PUNTSLOT LANG RAAMDEUR SOB. VAR. B	13.F.206-207
UITFREZING 5-PUNTSLOT LANG RAAMDEUR SOB. VAR. C	13.F.208-209
UITFREZING 5-PUNTSLOT LANG RAAMDEUR SOB. VAR. D	13.F.210-211
UITFREZING 5-PUNTSLOT LANG RAAMDEUR SOBINCO VAR. E	13.F.212-213
OVERZICHT SLOTEN RAAMDEUREN WILKA	13.F.214-215
UITFREZING 3-PUNTSLOT RAAMDEUR WILKA	13.F.216-217
UITFREZING 3-PUNTSLOT RAAMDEUR WILKA SO. EN RE.	13.F.218-221
OVERZICHT SLOTEN DEUREN SOBINCO	13.F.222-223
OVERZICHT SLOTEN DEUREN WILKA	13.F.224-225
OVERZICHT SLOTEN DEUREN SOBINCO	13.F.226-227
UITFREZING 1-PUNTSLOT SOBINCO	13.F.228-229
UITFREZING 5-PUNTSLOT SOBINCO	13.F.230-231
UITFREZING 5-PUNTSLOT SOBINCO VAR. A	13.F.232-233
UITFREZING 5-PUNTSLOT LANG SOBINCO	13.F.234-235
UITFREZING 5-PUNTSLOT LANG SOBINCO VAR. A	13.F.236-237
UITFREZING 1-PUNTSLOT WILKA	13.F.238-239
UITFREZING 1-PUNTSLOT WILKA - KABA	13.F.240-241
UITFREZING 3-PUNTSLOT WILKA	13.F.242-243
UITFREZING 3-PUNTSLOT WILKA VAR. A	13.F.244-245
UITFREZING 7-PUNTSLOT WILKA	13.F.246-247
UITFREZING 7-PUNTSLOT WILKA VAR. A	13.F.248-249
UITFREZING 3-PUNTSLOT WILKA 150Pa	13.F.250-251
INBOUW KANTSCHUIF RAAMDEUR	13.F.252-253
OVERZICHT TOEBEHOREN TWEEDE VLEUGEL DEUREN	13.F.254-257
INBOUW STANGENSLOT	13.F.258-273
OVERZICHT TOEBEHOREN TWEEDE VLEUGEL DEUREN	13.F.274-277
INBOUW ESPAGNOLETSLOT	13.F.278-295
SCHARNIEREN RAAMDEUREN FAPIM	13.F.296-297
OVERZICHT DEURSCHARNIEREN	13.F.298-299
DEURSCHARNIEREN TUERBAND 4	13.F.300-307
DEURSCHARNIEREN SERIE 60 AT	13.F.308-313
DEURSCHARNIEREN ROLLENBAND	13.F.314-319
RAAMDEUREN MET BORSTELAFSLUITING	13.F.320-321
DEUR MET BORSTELAFSLUITING	13.F.322-325
STOLPDEUR MET BORSTELAFSLUITING	13.F.326-327
DEUR MET BORSTELAFSLUITING	13.F.328-331
STOLPDEUR BINNENDR. MET BORSTELAFSLUITING	13.F.332-333
Z-T DEUR MET BORSTELAFSLUITING	13.F.334-335
DEUR MET BORSTELAFSLUITING	13.F.336-337
STOLPDEUR MET BORSTELAFSLUITING	13.F.338-339
DEUR BINNENDR. MET DUBBELE AANSLAGDICHTING	13.F.340-345
STOLPDEUR BINNENDR. MET DUBBELE AANSLAGD.	13.F.346-347
Z-T DEUR BINNENDR. MET DUBBELE AANSLAGDICHTING	13.F.348-349
DEUR BUITENDR. MET DUBBELE AANSLAGDICHTING	13.F.350-355
STOLPDEUR BUITENDR. MET DUBBELE AANSLAGDICHTING	13.F.356-357
Z-T DEUR BUITENDR. MET DUBBELE AANSLAGDICHTING	13.F.358-359
DEUR MET AUTOMATISCHE DEURDICHTING	13.F.360-363
STOLPDEUR MET AUTOMATISCHE DEURDICHTING	13.F.364-365
DEUR MET AUTOMATISCHE DEURDICHTING	13.F.366-367
STOLPDEUR MET AUTOMATISCHE DEURDICHTING	13.F.368-369
Z-T DEUR MET AUTOMATISCHE DEURDICHTING	13.F.370-371
DEUR BINNENDR. MET DUBBELE AANSLAGDICHTING	13.F.372-375
STOLPDEUR BINNENDR. MET DUBBELE AANSLAGD.	13.F.376-377
Z-T DEUR BINNENDR. MET DUBBELE AANSLAGDICHTING	13.F.378-379
DEUR BUITENDR. MET DUBBELE AANSLAGDICHTING	13.F.380-383
STOLPDEUR BUITENDR. MET DUBBELE AANSLAGDICHTING	13.F.384-385
Z-T DEUR BUITENDR. MET DUBBELE AANSLAGDICHTING	13.F.386-387
DEUR MET AUTOMATISCHE DEURDICHTING	13.F.388-389
DEUR MET AUTOMATISCHE DEURDICHTING	13.F.390-391
STOLPDEUR MET AUTOMATISCHE DEURDICHTING	13.F.392-393
Z-T DEUR MET AUTOMATISCHE DEURDICHTING	13.F.394-395
PIVOTDEUR	13.F.396-397
UITFREZING VLOERVEER EN TOEBEHOREN PIVOTDEUR	13.F.398-399
MONTAGE DEURSLUITER GEZE TS 4000 /TS 5000	13.F.400-401
MONTAGE DEURSLUITER BKS OTS 440	13.F.402-403
MAX. TOELAATBARE AFMETINGEN	13.F.404-436

Sommaire

TABLE DES MATIERES 13.001-008

Généralités

LISTE DES SYMBOLES 13.A.001-008

Généralités séries

PRESCRIPTIONS DE MISE EN OEUVRE 13.B.001-004

Profilés

LISTE DES PROFILES 13.C.p01-p04
APERCU DES PROFILES 13.C.001-024
DORMANT FENETRE OUVRANT VERS L'INT. 13.C.025-026
DORMANT PORTE COULISSANTE AUTOMATIQUE 13.C.027
DORMANT FENETRE OUVRANT VERS L'INT. 13.C.028-032
DORMANT FENETRE OUVRANT VERS L'EXT. 13.C.033-034
PROFILE INVERSION PARCLOSE 13.C.035
PROFILE INVERSION 13.C.036
DORMANT MUR-RIDEAU FENETRE OUVRANT VERS L'INTERIEUR 13.C.037-038
DORMANT FACADE FENETRE OUVRANT VERS L'EXTERIEUR 13.C.039
DORMANT FENETRE PIVOTANTE 13.C.040
OUVRANT FENETRE OUVRANT VERS L'INTERIEUR 13.C.041
OUVRANT FENETRE (PORTE) OUVRANT VERS L'INTERIEUR 13.C.042-043
OUVRANT FENETRE OUVRANT VERS L'EXTERIEUR 13.C.044-046
OUVRANT FENETRE (PORTE) OUVRANT VERS L'EXTERIEUR 13.C.047
OUVRANT FENETRE DE VENTILATION 13.C.048
BATTEE CENTR. FEN, DOUBLE OUVR. OUVR. L'INT. 13.C.049
BATTEE CENTR. INTÉGRÉE FEN. DOUBLE OUVR. OUVR. L'INT. 13.C.050
BATTEE CENTR. FENETRE DOUBLE OUVR. OUVR. L'EXT. 13.C.051
TRAVERSE FENETRE OUVRANT VERS L'EXTERIEUR 13.C.052-056
TRAVERSE PORTE COULISSANTE AUTOMATIQUE 13.C.057
TRAVERSE FENETRE OUVRANT VERS L'EXTERIEUR 13.C.058-066
TRAVERSE RENFORCEE 13.C.067-070
PROFILE DE RENFORCEMENT 13.C.071-072
TRAVERSE OUVRANT FENETRE 13.C.073
PROFILE-Z 13.C.074-076
PROFILE-Z DRAINAGE CACHE 13.C.077
PROFILE D'ELARGISSEMENT 13.C.078-079
PARCLOSE FENETRE ET PORTE 13.C.080-081
PARCLOSE OUVRANT 13.C.082-083
PARCLOSE FENETRE OUVRANT VERS L'EXTERIEUR 13.C.084
PARCLOSE DORMANT 13.C.085
PROFILE DE RACCORDEMENT GENERAL 13.C.086-089
PROFILE DE RACCORDEMENT DILATATION OUVRANT VERS L'INT. 13.C.090
PROFILE DE RACCORDEMENT DILATATION OUVRANT VERS L'EXT 13.C.091
PROFILE DE DILATATION 13.C.092
PROFILE D'ANGLE 90° 13.C.093
PROFILE D'ANGLE 135° 13.C.094
PROFILE D'ANGLE VARIABLE 13.C.095-097
PROFILES REYNASCREEN 13.C.098-099
PRECADRE 13.C.100
PROFILE DE FINITION 13.C.101-103
SEUIL ET BAVETTE 13.C.104
BAVETTE 13.C.105-109
SEUIL 13.C.110-112
GUIDE A VOLET 13.C.113-114
PROFILE DE FINITION 13.C.115-120
PROFILE DE RECOUVR. AVEC RAINURE DE BROSSE 13.C.121
REJET D'EAU 13.C.122-123
PLANCHETTE 13.C.124
TRINGLES 13.C.125
PROFILE DE RENFORCEMENT FENETRE-PORTE (THERMO FRONT 13.C.126
MAIN COURANTE 13.C.127
DORMANT OUVRANT VERS L'INTERIEUR 13.C.128
DORMANT 13.C.129
DORMANT MUR-RIDEAU 13.C.130-131
OUVRANT 13.C.132-133
BATTEE CENTRALE FENETRE DOUBLE OUVRANTE 13.C.134
TRAVERSE 13.C.135-136
TRAVERSE FENETRE COMPOSEE 13.C.137
PROFILE DE VITRAGE 13.C.138
SUPPORT CALE DE VITRAGE 13.C.139
PROFILE DE RACCORDEMENT DILATATION 13.C.140
DORMANT 13.C.141-142
OUVRANT 13.C.143-144
BATTEE CENTRALE FENETRE DOUBLE OUVRANTE 13.C.145
TRAVERSE 13.C.146
PETIT BOIS 13.C.147
PARCLOSE 13.C.148
SEUIL 13.C.149
PROFILE DECORATIF PANNEAUX 13.C.150
PROFILE DE SEUIL MULTI PATIO 13.C.151
DORMANT PORTE 13.C.152
OUVRANT PORTE 13.C.153
OUVRANT PORTE DE PANIQUE OUVRANT VERS L'EXTERIEUR 13.C.154
BATTEE CENTRALE DOUBLE OUVRANT PORTE 13.C.155
PROFILE DE BUTEE PORTE 13.C.156
PLINTHE BAS DE PORTE 13.C.157-158
PROFILE D'ELARGISSEMENT 13.C.159
PROFILE DE SEUIL 13.C.160-161
PROFILE SUPPORT JOINT-BROSSE 13.C.162
PROFILE SUPPORT JOINT-BROSSE PORTE PIVOTANTE 13.C.163
PROF. SUP. JOINT-BROSSE - DE JOINT ET PROF. DE FINITION 13.C.164
COTE INFERIEUR FENETRE 13.C.165-166

Coupes et débits

APERCU FENETRES 13.E.001-003
FENETRE FIXE 13.E.004-005
FENETRE FIXE AVEC SOUFFLET 13.E.006-007
FENETRE OUVRANT A LA FRANCAISE 13.E.008-009
FENETRE OSCILLO-BATTANTE 13.E.010-011
FENETRE DOUBLE OUVRANTE BATTANTE 13.E.012-015
FENETRE DOUBLE OUVRANTE 13.E.016-019
FENETRE DOUBLE OUVRANTE INTEGREE 13.E.020-023
FENETRE OUVRANT A LA FRANCAISE OUVR. VERS L'EXT. 13.E.024-025
FENETRE DOUBLE OUVRANTE OUVRANT VERS L'EXT 13.E.026-029
FENETRE OUVRANT A SOUFFLET 13.E.030-031
OUVRANT PROJETANT A BEQUILLE ANGLAISE 13.E.032-033
FENETRE OUVRANT A L'ITALIENNE 13.E.034-035
FENETRE COMPOSEE AVEC FENETRE OUVRANT A L'ITALIENNE 13.E.036-037
FENETRE FIXE COMPOSEE 13.E.038-039
FENETRE PIVOTANTE 13.E.040-041
PORTE-FENETRE OUVRANT VERS L'INTERIEUR 13.E.042-043
PORTE-FENETRE DOUBLE OUVRANT VERS L'INTERIEUR 13.E.044-047
PORTE-FENETRE A LA FRANCAISE VERS L'EXTERIEUR 13.E.048-049
PORTE-FENETRE DOUBLE OUVRANT VERS L'EXTERIEUR 13.E.050-053
PORTE-FENETRE A LA FRANCAISE VERS L'EXTERIEUR 13.E.054-055
PORTE-FENETRE DOUBLE OUVRANT VERS L'EXTERIEUR 13.E.056-059
FENETRE OUVRANT A LA FRANCAISE 13.E.060-061
FENETRE OSCILLO-BATTANTE 13.E.062-063
FENETRE DOUBLE OUVRANTE BATTANTE 13.E.064-067
FENETRE COMPOSEE 13.E.068-071
FENETRE OSCILLO-BATTANTE 13.E.072-073
FENETRE DOUBLE OUVRANTE OSCILLO-BATTANTE 13.E.074-077
FENETRE COMPOSEE 13.E.078-081
PORTE-FENETRE OUVRANT VERS L'INTERIEUR 13.E.082-083
PORTE-FENETRE DOUBLE OUVRANT VERS L'INTERIEUR 13.E.084-087
THERMO FRONT 13.E.088-097
MULTI PATIO 13.E.098-107
PORTE OUVRANT VERS L'INTERIEUR 'JOINT-BROSSE' 13.E.108-109
PORTE COMPOSEE OUVRANT VERS L'INTERIEUR 'JOINT-BROSSE 13.E.110-113
PORTE DOUBLE OUVRANT VERS L'INTERIEUR 'JOINT-BROSSE' 13.E.114-117
PORTE Z-T OUVRANT VERS L'INTERIEUR 'JOINT-BROSSE' 13.E.118-121
PORTE FERMET. DE PORTE AUTOMAT. OUVR. VERS L'INT. 13.E.122-123
PORTE COMP. OUVR. VERS L'INT. "FERM. DE PORTE AUTO." 13.E.124-127
PORTE DOUB. FERMET. DE PORTE AUTOMAT. OUVR. VERS L'INT. 13.E.128-131
PORTE Z-T FERMET. DE PORTE AUTOMAT. OUVR. VERS L'INT. 13.E.132-135
PORTE OUVRANT VERS L'EXTERIEUR 'JOINT-BROSSE' 13.E.136-137
PORTE COMPOSEE OUVRANT VERS L'EXTERIEUR 'JOINT-BROSS 13.E.138-141
PORTE DOUBLE OUVRANT VERS L'EXTERIEUR 'JOINT-BROSSE' 13.E.142-145
PORTE Z-T OUVRANT VERS L'EXTERIEUR 'JOINT-BROSSE' 13.E.146-149
PORTE FERMET. DE PORTE AUTOMAT. OUVR. VERS L'EXT. 13.E.150-151
PORTE COMP. OUVR. VERS L'EXT. "FERM. DE PORTE AUTO." 13.E.152-155
PORTE DOUB.OUVR.FERM.DE PORTE AUTOMAT.OUVR.VERS L'E) 13.E.156-159
PORTE Z-T FERMET. DE PORTE AUTOMAT. OUVR. VERS L'EXT. 13.E.160-163
PORTE OUVRANT VERS L'INT. AVEC PLINTHE BAS DE PORTE 13.E.164-165
PORTE COMPOSEE OUVR. VERS L'INT. AVEC PLINTHE 13.E.166-169
PORTE DOUBLE OUVR. VERS L'INT. AVEC PLINTHE 13.E.170-173
PORTE Z-T OUVRANT VERS L'INTERIEUR AVEC PLINTHE 13.E.174-177
PORTE OUVR. VERS L'EXT. AVEC PLINTHE BAS DE PORTE 13.E.178-179
PORTE COMPOSEE OUVR. VERS L'EXT. AVEC PLINTHE 13.E.180-183
PORTE DOUBLE OUVR. VERS L'EXT. AVEC PLINTHE 13.E.184-187
PORTE Z-T OUVRANT VERS L'EXTERIEUR AVEC PLINTHE 13.E.188-191
PORTE OUVRANT VERS L'INT. AVEC TRAVERSE 'JOINT-BROSSE' 13.E.192-193
PORTE COMP. OUVR. VERS L'INT. AVEC TRAVERSE 'JOINT-BROS 13.E.194-197
PORTE DBL. OUVR. VERS L'INT. AVEC TRAVERSE 'JOINT-BROSSE 13.E.198-201
PORTE Z-T OUVR. VERS L'INT. AVEC TRAVERSE 'JOINT-BROSSE' 13.E.202-205
PORTE OUVRANT VERS L'EXT. AVEC TRAVERSE 'JOINT-BROSSE' 13.E.206-207
PORTE COMP. OUVR. VERS L'EXT. AVEC TRAVERSE 'JOINT-BROS 13.E.208-211
PORTE DBL. OUVR. VERS L'EXT. AVEC TRAVERSE 'JOINT-BROSS 13.E.212-215
PORTE Z-T OUVR. VERS L'EXT. AVEC TRAVERSE 'JOINT-BROSSE' 13.E.216-219
VARIANTE PORTE AVEC FERMET. DE PORTE AUTOMAT. 13.E.220-221
PORTE AVEC DOUBLE JOINT DE BUTEE OUVR. VERS L'INT. 13.E.222-223
PORTE COMPOSEE AVEC D. JOINT DE BUTEE OUVR. VERS L'INT. 13.E.224-227
PORTE DOUBLE AVEC D. JOINT DE BUTEE OUVR. V. L'INT. 13.E.228-231
PORTE Z-T DOUBLE JOINT DE BUTEE OUVR. VERS L'INT. 13.E.232-235
PORTE DOUBLE JOINT DE BUTEE OUVR. VERS L'EXT. 13.E.236-237
PORTE COMPOSEE AVEC D. JOINT DE BUTTEE OUVR. V. L'INT. 13.E.238-241
PORTE DOUB. AVEC DOUB. JOINT DE BUTEE OUVR. V. L'EXT. 13.E.242-245
PORTE Z-T DOUBLE JOINT DE BUTEE OUVR. VERS L'EX. 13.E.246-247
PORTE Z-T DOUBLE JOINT DE BUTEE OUVR. VERS L'EXT. 13.E.248-249
PORTE AVEC DOUBLE JOINT DE BUTEE OUVR. VERS L'INT. 13.E.250-253
PORTE COMPOSEE AVEC D. JOINT DE BUTEE OUVR. VERS L'INT. 13.E.254-257
PORTE DOUB. AVEC DOUB. JOINT DE BUTEE OUVR. V. L'INT. 13.E.258-259
PORTE DOUBLE AVEC D. JOINT DE BUTEE OUVR. V. L'INT. 13.E.260-261
PORTE Z-T DOUB0 JOINT DE BUTEE OUVR. VERS L'INT. 13.E.262-263
PORTE Z-T DOUBLE JOINT DE BUTEE OUVR. VERS L'INT. 13.E.264-265
PORTE DOUBLE JOINT DE BUTEE OUVR. VERS L'EXT. 13.E.266-269
PORTE COMPOSEE AVEC D. JOINT DE BUTTEE OUVR. V. L'INT. 13.E.270-273
PORTE DOUB. AVEC DOUB. JOINT DE BUTEE OUVR. V. L'EXT. 13.E.274-277
PORTE Z-T DOUBLE JOINT DE BUTEE OUVR. VERS L'EX. 13.E.278-281
PORTE PIVOTANTE VARIANTE 13.E.282-285
PORTE PIVOTANTE 13.E.286-289
PORTE COULISSANTE AUTOMATIQUE JOINT-BROSSE 13.E.290-302

Fabrication et montage

BLOCS DE SERRAGE SCIE CIRCULAIRE 13.F.001-003
DRAINAGE DORMANT FENETRES OUVRANT VERS L'INTERIEUR 13.F.004-009
DRAINAGE PROFILE INVERSION 13.F.010-013
DRAINAGE FENETRE PIVOTANTE 13.F.014-015
DRAINAGE FENETRES OUVRANT VERS L'EXTERIEUR 13.F.016-017
DRAINAGE CACHE 13.F.018-021
DRAINAGE PORTES-FENETRES OUVRANT VERS L'INT. 13.F.022-023
DRAINAGE TRAVERSE 13.F.024-025
DRAINAGE OUVRANT DE PORTE 13.F.026-027
DRAINAGE 'PROFILE DE SEUIL 150Pa' 13.F.028-029
DECOMPRESSION 13.F.030-031
JONCTION-T AVEC VIS ET/OU CHEVILLE OUVRANT VERS L'INTER 13.F.032-037
JONCTION-T AVEC VIS ET/OU CHEVILLE OUVRANT VERS L'EXTEF 13.F.038-041
JONCTION-T REGLABLE 13.F.042-047
PETIT BOIS EXTERIEUR 13.F.048-049
TABLEAU AVEC MOMENTS D'INERTIE 13.F.050-053
POSITIONNEMENT DU EQUERRES 13.F.054-055
INJECTION DE COLLE/EQUERRES A SERTIR 13.F.056-061
CALES DE FEUILLURE 13.F.062-063
SERTISSEUSE 095.30PN.00 13.F.064-069
SERTISSEUSE 095.B500.00 13.F.070-073
EQUERRES A VISSER 13.F.074-095
EQUERRES A VISSER REGLABLES 13.F.096-103
BATTEE CENTR. FEN. DOUBLE OUVR. OUVR. L'INT. 13.F.104-105
BATTEE CENTR. INTÉGRÉE FEN. DOUBLE OUVR. OUVR. L'INT. 13.F.106-109

BATTEE CENTR. PORTE-FEN. DOUBLE OUVR. OUVR. L'INT.	13.F.110-111
BATTEE CENTR. PORTE-FEN. DOUBLE OUVR. OUVR. L'EXT.	13.F.112-113
APERCU PORTES	13.F.114-115
PORTE DBL. OUVR. VERS L'INTERIEUR	13.F.116-119
PIECES FINALES PROFILE DOUBLE OUVRANT	13.F.120-121
PORTE Z-T - ASSEMBLAGE PIECES FINALES	13.F.122-123
FINITION JOINT D'ISOLATION (HI)	13.F.124-125
DECOUPER ET ETANCHER LES JOINTS	13.F.126-127
CADRE VULCANISE JOINT CENTRAL	13.F.128-129
METHODE DE VITRAGE	13.F.130-131
TABLEAU DE VITRAGE	13.F.132-137
ANCRAGES	13.F.138-139
FINITION LATERALE SEUIL AVEC GUIDAGE VOLET	13.F.140-141
FINITION LATERALE SEUIL	13.F.142-143
MONTAGE BAVETTE	13.F.144-145
FINITION LATERALE SEUIL	13.F.146-147
PATIN MATIERE SYNTHETIQUE	13.F.148-149
FRAISAGE BEQUILLE PORTE-FENETRE SOBINCO	13.F.150-155
FRAISAGE POIGNEE DE TIRAGE PORTE-FENETRE SOBINCO	13.F.156-157
FRAISAGE BEQUILLE PORTE-FENETRE SOBINCO	13.F.158-159
FRAISAGE BEQUILLE PORTE-FENETRE WILKA	13.F.160-163
FRAISAGE POIGNEE DE TIRAGE PORTE-FENETRE WILKA	13.F.164-165
FRAISAGE BEQUILLES SOBINCO	13.F.166-171
FRAISAGE POIGNEE DE TIRAGE SOBINCO	13.F.172-173
FRAISAGE BEQUILLES SOBINCO	13.F.174-175
FRAISAGE BEQUILLES WILKA	13.F.176-179
FRAISAGE POIGNEE DE TIRAGE WILKA	13.F.180-181
FRAISAGE ECUSSONS POUR FERMETURE	13.F.182-183
APERCU DES BEQUILLES	13.F.184-185
APERCU SERRURES FENETRES-PORTES SOBINCO	13.F.186-189
FRAISAGE FERM. A 1 P PORTE-FENETRE SOBINCO VAR. B	13.F.190-191
FRAISAGE FERM. A 1 P PORTE-FENETRE SOBINCO VAR. E	13.F.192-193
FRAISAGE FERM. A 5 P PORTE-FENETRE SOBINCO VAR. A	13.F.194-195
FRAISAGE FERM. A 5 P PORTE-FENETRE SOBINCO VAR. B	13.F.196-197
FRAISAGE FERM. A 5 P PORTE-FENETRE SOBINCO VAR. C	13.F.198-199
FRAISAGE FERM. A 5 P PORTE-FENETRE SOBINCO VAR. D	13.F.200-201
FRAISAGE FERM. A 5 P PORTE-FENETRE SOBINCO VAR. E	13.F.202-203
FRAISAGE FERM. A 5 PNTS LONG PORTE-FEN. SOB. VAR. A	13.F.204-205
FRAISAGE FERM. A 5 PNTS LONG PORTE-FEN. SOB. VAR. B	13.F.206-207
FRAISAGE FERM. A 5 PNTS LONG PORTE-FEN. SOB. VAR. C	13.F.208-209
FRAISAGE FERM. A 5 PNTS LONG PORTE-FEN. SOB. VAR. D	13.F.210-211
FRAISAGE FERM. A 5 PNTS LONG PORTE-FEN. SOB. VAR. E	13.F.212-213
APERCU SERRURES FENETRES-PORTES WILKA	13.F.214-215
FRAISAGE FERMETURE A 3 POINT PORTE-FENETRE WILKA	13.F.216-217
FRAISAGE FERM. A 3 PNT. PORTE-FEN. WILKA SO. ET RE.	13.F.218-221
APERCU SERRURES PORTES SOBINCO	13.F.222-223
APERCU SERRURES PORTES WILKA	13.F.224-225
APERCU SERRURES PORTES SOBINCO	13.F.226-227
FRAISAGE FERMETURE A 1 POINT SOBINCO	13.F.228-229
FRAISAGE FERMETURE A 5 POINTS SOBINCO	13.F.230-231
FRAISAGE FERMETURE A 5 POINTS SOBINCO VAR. A	13.F.232-233
FRAISAGE FERMETURE A 5 POINTS LONG SOBINCO	13.F.234-235
FRAISAGE FERMETURE A 5 POINTS LONG SOBINCO VAR. A	13.F.236-237
FRAISAGE FERMETURE A 1 POINT WILKA	13.F.238-239
FRAISAGE FERMETURE A 1 POINT WILKA - KABA	13.F.240-241
FRAISAGE FERMETURE A 3 POINTS WILKA	13.F.242-243
FRAISAGE FERMETURE A 3 POINTS WILKA VAR. A	13.F.244-245
FRAISAGE FERMETURE A 7 POINTS WILKA	13.F.246-247
FRAISAGE FERMETURE A 7 POINTS WILKA VAR. A	13.F.248-249
FRAISAGE FERMETURE A 3 POINTS WILKA 150Pa	13.F.250-251
ENCASTREMENT VERROU PORTE-FENETRE	13.F.252-253
APERCU ACCESSOIRES 2 IEME OUVRANT PORTES	13.F.254-257
ENCASTREMENT SERRURE A TIGE	13.F.258-273
APERCU ACCESSOIRES 2 IEME OUVRANT PORTES	13.F.274-277
ENCASTREMENT FERMETURE ESPAGNOLETTE	13.F.278-295
CHARNIERES PORTE-FENETRES FAPIM	13.F.296-297
APERCU PAUMELLES PORTE	13.F.298-299
PAUMELLES PORTE TUERBAND 4	13.F.300-307
PAUMELLES PORTE SERIE 60 AT	13.F.308-313
PAUMELLES PORTE ROLLENBAND	13.F.314-319
PORTES-FENETRES AVEC JOINT-BROSSE	13.F.320-321
JOINT-BROSSE PORTES	13.F.322-325
JOINT-BROSSE PORTE DOUBLE	13.F.326-327
JOINT-BROSSE PORTES	13.F.328-331
JOINT-BROSSE PORTE DOUBLE OUVR. VERS L'INT.	13.F.332-333
JOINT-BROSSE PORTE Z-T	13.F.334-335
JOINT-BROSSE PORTES	13.F.336-337
JOINT-BROSSE PORTE DOUBLE	13.F.338-339
PORTE AVEC DOUBLE JOINT DE BUTEE OUVR. VERS L'INT.	13.F.340-345
PORTE DOUBLE AVEC D. JOINT DE BUTEE OUVR. V. L'INT.	13.F.346-347
PORTE Z-T DOUB0 JOINT DE BUTEE OUVR. VERS L'INT.	13.F.348-349
PORTE DOUBLE JOINT DE BUTEE OUVR. VERS L'EXT.	13.F.350-355
PORTE DOUB. AVEC DOUB. JOINT DE BUTEE OUVR. V. L'EXT.	13.F.356-357
PORTE Z-T DOUBLE JOINT DE BUTEE OUVR. VERS L'EXT.	13.F.358-359
PORTE AVEC FERMETURE DE PORTE AUTOMATIQUE	13.F.360-363
PORTE DOUB. AVEC FERM. DE PORTE AUTOMATIQUE	13.F.364-365
PORTE AVEC FERMETURE DE PORTE AUTOMATIQUE	13.F.366-367
PORTE DOUB. AVEC FERM. DE PORTE AUTOMATIQUE	13.F.368-369
PORTE Z-T FERMETURE DE PORTE AUTOMATIQUE	13.F.370-371
PORTE AVEC DOUBLE JOINT DE BUTEE OUVR. VERS L'INT.	13.F.372-375
PORTE DOUBLE AVEC D. JOINT DE BUTEE OUVR. V. L'INT.	13.F.376-377
PORTE Z-T DOUB0 JOINT DE BUTEE OUVR. VERS L'INT.	13.F.378-379
PORTE DOUBLE JOINT DE BUTEE OUVR. VERS L'EXT.	13.F.380-383
PORTE DOUB. AVEC DOUB. JOINT DE BUTEE OUVR. V. L'EXT.	13.F.384-385
PORTE Z-T DOUBLE JOINT DE BUTEE OUVR. VERS L'EXT.	13.F.386-387
PORTE FERMETURE DE PORTE AUTOMATIQUE	13.F.388-389
PORTE AVEC FERMETURE DE PORTE AUTOMATIQUE	13.F.390-391
PORTE DOUB. AVEC FERM. DE PORTE AUTOMATIQUE	13.F.392-393
PORTE Z-T FERMETURE DE PORTE AUTOMATIQUE	13.F.394-395
PORTE PIVOTANTE	13.F.396-397
FRAISAGE PIVOT DE FREIN AU SOL ET ACCESS. PORTE PIVOTANT	13.F.398-399
MONTAGE FERMETURE PORTE GEZE TS 4000 / TS 5000	13.F.400-401
MONTAGE FERMETURE PORTE BKS OTS 440	13.F.402-403
DIMENSIONS MAX. ADMISSIBLE	13.F.404-436

Content

TABLE OF CONTENTS 13.001-008

General Information

LIST OF SYMBOLS 13.A.001-008

General Information System

PROCESSING DATA 13.B.001-004

Profiles

LIST OF PROFILES 13.C.p01-p04
PROFILE OVERVIEW 13.C.001-024
OUTER FRAME WINDOW INWARD OPENING 13.C.025-026
OUTER FRAME AUTOMATIC SLIDING DOOR 13.C.027
OUTER FRAME WINDOW INWARD OPENING 13.C.028-032
OUTER FRAME WINDOW OUTWARD OPENING 13.C.033-034
CHANGEOVER PROFILE OUTSIDE GLAZING 13.C.035
CHANGEOVER PROFILE 13.C.036
OUTER FRAME CURTAIN WALL WINDOW INWARD OPENING 13.C.037-038
OUTER FRAME CURTAIN WALL WINDOW OUTWARD OPENING 13.C.039
OUTER FRAME PIVOT WINDOW 13.C.040
VENT WINDOW INWARD OPENING 13.C.041
VENT WINDOW (DOOR) INWARD OPENING 13.C.042-043
OUTSIDE OPENING WINDOW VENT 13.C.044-046
WINDOW VENT (DOOR) OUTWARD OPENING 13.C.047
VENT VENTILATION WINDOW 13.C.048
DOUBLE CASEMENT PROF. WINDOW INW. OPENING 13.C.049
INTEGRATED DOUBLE CASEMENT PROF. WINDOW INW. OPENING 13.C.050
DOUBLE CASEMENT PROF. WINDOW OUTW. OPENING 13.C.051
TRANSOM-MULLION WINDOW INWARD OPENING 13.C.052-056
TRANSOM-MULLION AUTOMATIC SLIDING DOOR 13.C.057
TRANSOM-MULLION WINDOW OUTWARD OPENING 13.C.058-066
TRANSOM-MULLION REINFORCED 13.C.067-070
REINFORCEMENT PROFILE 13.C.071-072
TRANSOM-MULLION WINDOW VENT 13.C.073
Z-PROFILE 13.C.074-076
Z-PROFILE HIDDEN DRAINAGE 13.C.077
ENLARGING PROFILE 13.C.078-079
GLAZING BEAD WINDOW AND DOOR 13.C.080-081
GLAZING BEAD VENT 13.C.082-083
GLAZING BEAD WINDOW OUTWARD OPENING 13.C.084
GLAZING BEAD OUTER FRAME 13.C.085
CONNECTION PROFILE GENERAL 13.C.086-089
CONNECTION PROFILE EXPANSION INWARD OPENING 13.C.090
CONNECTION PROFILE EXPANSION OUTWARD OPENING 13.C.091
EXPANSION PROFILE 13.C.092
CORNER PROFILE 90° 13.C.093
CORNER PROFILE 135° 13.C.094
VARIABLE CORNER PROFILE 13.C.095-097
PROFILES REYNASCREEN 13.C.098-099
BUILDING CONNECTION PROFILE 13.C.100
WALL FINISHING PROFILE 13.C.101-103
SILL MEMBER AND WINDOW-SILL 13.C.104
WINDOW-SILL 13.C.105-109
SILL 13.C.110-112
SHUTTER GUIDE 13.C.113-114
FINISHING PROFILE 13.C.115-120
COVERING PROFILE WITH BRUSH DETAIL 13.C.121
DRIP CAP 13.C.122-123
COVER PROFILE 13.C.124
LINKBARS 13.C.125
REINFORCEMENT PROFILE WINDOW-DOOR (THERMO FRONT) 13.C.126
HANDRAIL 13.C.127
OUTER FRAME INWARD OPENING 13.C.128
OUTER FRAME 13.C.129
OUTER FRAME CURTAIN WALL 13.C.130-131
VENT 13.C.132-133
DOUBLE CASEMENT PROFILE 13.C.134
TRANSOM-MULLION 13.C.135-136
TRANSOM-MULLION COMPOSITE WINDOW 13.C.137
GLAZING PROFILE 13.C.138
GLASS SUPPORT 13.C.139
CONNECTION PROFILE EXPANSION INWARD OPENING 13.C.140
OUTER FRAME 13.C.141-142
VENT 13.C.143-144
DOUBLE CASEMENT PROFILE 13.C.145
TRANSOM-MULLION 13.C.146
GEORGIAN BAR 13.C.147
GLAZING BEAD 13.C.148
SILL 13.C.149
ORNAMENTAL FRAME PANELS 13.C.150
FLOOR PROFILE MULTI PATIO 13.C.151
OUTER FRAME DOOR 13.C.152
VENT DOOR 13.C.153
VENT PANIC DOOR OUTWARD OPENING 13.C.154
DOUBLE CASEMENT PROFILE DOOR 13.C.155
CONNECTION PROFILE DOOR 13.C.156
BOTTOM DOOR RAIL 13.C.157-158
ENLARGING PROFILE 13.C.159
FLOOR PROFILE 13.C.160-161
SUPPORTING PROFILE BRUSH 13.C.162
SUPPORTING PROFILE BRUSH PIVOT DEUR 13.C.163
SUPPORT. PROF. BRUSH - PROF. GASKET AND FINISHING PROF. 13.C.164
BOTTOM DOOR 13.C.165-166

Work drawings

OVERVIEW WINDOWS 13.E.001-003
FIXED WINDOW 13.E.004-005
FIXED WINDOW FRAME WITH VENT 13.E.006-007
SIDE-HUNG WINDOW 13.E.008-009
TURN AND TILT WINDOW 13.E.010-011
DOUBLE CASEMENT TILT WINDOW 13.E.012-015
DOUBLE CASEMENT WINDOW 13.E.016-019
INTEGRATED DOUBLE CASEMENT WINDOW 13.E.020-023
SIDE-HUNG WINDOW OUTWARD OPENING 13.E.024-025
DOUBLE CASEMENT WINDOW OUTWARD OPENING 13.E.026-029
TOP-HUNG WINDOW 13.E.030-031
SIDE-HUNG SLIDING WINDOW AND COCKSPUR HANDLE 13.E.032-033
TOP-HUNG WINDOW WITH FRICTION STAYS 13.E.034-035
COMBINED WINDOW WITH TOP HUNG WINDOW 13.E.036-037
COMBINED FIXED WINDOW 13.E.038-039
PIVOT WINDOW 13.E.040-041
WINDOW-DOOR INWARD OPENING 13.E.042-043
DOUBLE WINDOW-DOOR INWARD OPENING 13.E.044-047
WINDOW-DOOR OUTWARD OPENING 13.E.048-049
DOUBLE WINDOW-DOOR OUTWARD OPENING 13.E.050-053
WINDOW-DOOR OUTWARD OPENING 13.E.054-055
DOUBLE WINDOW-DOOR OUTWARD OPENING 13.E.056-059
SIDE-HUNG WINDOW 13.E.060-061
TURN AND TILT WINDOW 13.E.062-063
DOUBLE CASEMENT TILT WINDOW 13.E.064-067
COMPOSITE WINDOW 13.E.068-071
TURN AND TILT WINDOW 13.E.072-073
DOUBLE CASEMENT TURN AND TILT WINDOW 13.E.074-077
COMPOSITE WINDOW 13.E.078-081
WINDOW-DOOR INWARD OPENING 13.E.082-083
DOUBLE WINDOW-DOOR INWARD OPENING 13.E.084-087
THERMO FRONT 13.E.088-097
MULTI PATIO 13.E.098-107
DOOR INWARD OPENING 'BRUSH' 13.E.108-109
COMBINED DOOR INWARD OPENING 'BRUSH' 13.E.110-113
DOUBLE CASEMENT DOOR INWARD OPENING 'BRUSH' 13.E.114-117
Z-T DOOR INWARD OPENING 'BRUSH' 13.E.118-121
DOOR INWARD OPENING WITH AUTOMATIC DOOR LATCH 13.E.122-123
COMBINED DOOR INWARD OPENING "AUTO. DOOR LATCH" 13.E.124-127
DOUB. CASEM. DOOR INW. OPEN. WITH AUTOMATIC D. LATCH 13.E.128-131
Z-T DOOR INW. OPEN. WITH AUTOMATIC DOOR LATCH 13.E.132-135
DOOR OUTWARD OPENING 'BRUSH' 13.E.136-137
COMBINED DOOR OUTWARD OPENING 'BRUSH' 13.E.138-141
DOUBLE CASEMENT DOOR OUTWARD OPENING 'BRUSH' 13.E.142-145
Z-T DOOR OUTWARD OPENING 'BRUSH' 13.E.146-149
DOOR OUTWARD OPENING WITH AUTOMATIC DOOR LATCH 13.E.150-151
COMBINED DOOR OUTWARD OPENING "DOOR LATCH" 13.E.152-155
DOUB. CASEM. DOOR OUTW. OPEN. WITH AUTOMATIC D. LATCH 13.E.156-159
Z-T DOOR OUTW. OPEN. WITH AUTOMATIC DOOR LATCH 13.E.160-163
DOOR INWARD OPENING WITH BOTTOM DOOR RAIL 13.E.164-165
COMBINED DOOR INWARD OPENING WITH BOTTOM RAIL 13.E.166-169
DOUBLE CASEMENT DOOR INWARD OPENING WITH BOTTOM RAI 13.E.170-173
Z-T DOOR INWARD OPENING WITH BOTTOM RAIL 13.E.174-177
DOOR OUTWARD OPENING WITH BOTTOM DOOR RAIL 13.E.178-179
COMBINED DOOR OUTWARD OPENING WITH BOTTOM RAIL 13.E.180-183
DOUBLE CASEMENT DOOR OUTWARD OPENING WITH BOTTOM F 13.E.184-187
Z-T DOOR OUTWARD OPENING WITH BOTTOM RAIL 13.E.188-191
DOOR INWARD OPENING WITH TRANSOM 'BRUSH' 13.E.192-193
COMBINED DOOR INWARD OPENING 'BRUSH' 13.E.194-197
DOUBLE CASEMENT DOOR INW. OPEN. WITH TRANSOM 'BRUSH' 13.E.198-201
Z-T DOOR INWARD OPENING WITH TRANSOM 'BRUSH' 13.E.202-205
DOOR OUTWARD OPENING WITH TRANSOM 'BRUSH' 13.E.206-207
COMBINED DOOR OUTWARD OPENING 'BRUSH' 13.E.208-211
DBL. CASEMENT DOOR OUTW. OPEN. WITH TRANSOM 'BRUSH' 13.E.212-215
Z-T DOOR OUTWARD OPENING WITH TRANSOM 'BRUSH' 13.E.216-219
VARIANT DOOR WITH AUTOMATIC DOOR LATCH 13.E.220-221
DOOR INWARD OPENING WITH DOUBLE WEATHER STRIP 13.E.222-223
COMBINED DOOR INWARD OPENING WITH DOUB. WEATHER STR 13.E.224-227
DOUBLE CASEM. D. INW. OPEN. WITH DOUB. WEATHER STRIP 13.E.228-231
Z-T DOOR INW. OPEN. WITH DOUBLE WEATHER STRIP 13.E.232-235
DOOR OUTW. OPENING WITH DOUBLE WEATHER STRIP 13.E.236-237
COMBINED DOOR OUTWARD OPENING WITH DOUB. WEATHER S 13.E.238-241
DOUBLE CASEM. D. OUTW. OPEN. WITH DOUB. WEATHER STRIP 13.E.242-245
Z-T DOOR OUTW. OPEN. WITH DOUBLE WEATHER STRIP 13.E.246-247
Z-T DOOR OUTW. OPEN. WITH DOUBLE WEATHER STRIP 13.E.248-249
DOOR INWARD OPENING WITH DOUBLE WEATHER STRIP 13.E.250-253
COMBINED DOOR INWARD OPENING WITH DOUB. WEATHER STR 13.E.254-257
DOUBLE CASEM. D. INW. OPENI. WITH DOUB. WEATHER STRIP 13.E.258-259
DOUBLE CASEM. D. INW. OPEN. WITH DOUB. WEATHER STRIP 13.E.260-261
Z-T DOOR INWARD OPENING WITH DOUBLE WEATHER STRIP 13.E.262-263
Z-T DOOR INW. OPEN. WITH DOUBLE WEATHER STRIP 13.E.264-265
DOOR OUTWARD OPENING WITH DOUBLE WEATHER STRIP 13.E.266-269
COMBINED DOOR OUTWARD OPENING WITH DOUB. WEATHER S 13.E.270-273
DOUBLE CASEM. D. OUTW. OPEN. WITH DOUB. WEATHER STRIP 13.E.274-277
Z-T DOOR OUTW. OPEN. WITH DOUBLE WEATHER STRIP 13.E.278-281
PIVOT DOOR VARIANT 13.E.282-285
PIVOT DOOR 13.E.286-289
AUTOMATIC SLIDING DOOR WOOLPILE 13.E.290-302

Assembly drawings

CLAMP BLOCKS SAW 13.F.001-003
DRAINAGE OUTER FRAME INWARD OPENING WINDOWS 13.F.004-009
DRAINAGE CHANGEOVER PROFILE 13.F.010-013
DRAINAGE PIVOT WINDOW 13.F.014-015
DRAINAGE OUTWARD OPENING WINDOWS 13.F.016-017
HIDDEN DRAINAGE 13.F.018-021
DRAINAGE WINDOW-DOORS INWARD OPENING 13.F.022-023
DRAINAGE TRANSOM-MULLION 13.F.024-025
DRAINAGE DOOR VENT 13.F.026-027
DRAINAGE 'FLOOR PROFILE 150Pa' 13.F.028-029
DECOMPRESSION 13.F.030-031
T-BRACKET WITH SCREW AND/OR DRIVE PIN NACH INNEN OEFFI 13.F.032-037
T-BRACKET WITH SCREW AND/OR DRIVE PIN NACH AUSSEN OEF 13.F.038-041
T-BRACKET ADJUSTABLE 13.F.042-047
GEORGIAN BARS OUTSIDE 13.F.048-049
TABLE WITH MOMENTS OF INERTIA 13.F.050-053
POSITIONING OF CORNER CLEATS 13.F.054-055
GLUE INJECTION/ CRIMP CORNER CLEATS 13.F.056-061
REBATE SUPPORTS 13.F.062-063
CRIMPING MACHINE 095.30PN.00 13.F.064-069
CRIMPING MACHINE 095.B500.00 13.F.070-073
SCREW CORNER CLEATS 13.F.074-095
SCREW CORNER CLEATS ADJUSTABLE 13.F.096-103
DOUBLE CASEMENT PROF. WINDOW INW. OPENING 13.F.104-105
INTEGRATED DOUBLE CASEMENT PROF. WINDOW INW. OPENINC 13.F.106-109

DOUBLE CASEMENT PROF. WINDOW-DOOR INW. OPENING	13.F.110-111
DOUBLE CASEMENT PROF. WINDOW-DOOR OUTW. OPENING	13.F.112-113
OVERVIEW DOORS	13.F.114-115
DBL. CAS. DOOR INW. OPENENING	13.F.116-119
END PARTS DOUBLE CASEMENT PROFILE	13.F.120-121
Z-T DOOR - ASSEMBLY END PIECES	13.F.122-123
SEALING INSULATION GASKET (HI)	13.F.124-125
CUTTING AND SEALING GASKETS	13.F.126-127
VULCANISED FRAME CENTRAL GASKET	13.F.128-129
GLAZING METHOD	13.F.130-131
GLAZING TABLE	13.F.132-137
ANCHORINGS	13.F.138-139
SEALING SILL WITH ROLLER SHUTTER GUIDE	13.F.140-141
SEALING SILL/THRESHOLD	13.F.142-143
SEALING SILL/THRESHOLD	13.F.144-145
SEALING SILL/THRESHOLD	13.F.146-147
SLOPED BLOCK SYNTHETIC	13.F.148-149
MILLING DOOR HANDLE WINDOW-DOOR SOBINCO	13.F.150-155
MILLING PULL HANDLE WINDOW-DOOR SOBINCO	13.F.156-157
MILLING DOOR HANDLE WINDOW-DOOR SOBINCO	13.F.158-159
MILLING DOOR HANDLE WINDOW-DOOR WILKA	13.F.160-163
MILLING PULL HANDLE WINDOW-DOOR WILKA	13.F.164-165
MILLING DOOR HANDLES SOBINCO	13.F.166-171
MILLING PULL HANDLE SOBINCO	13.F.172-173
MILLING DOOR HANDLES SOBINCO	13.F.174-175
MILLING DOOR HANDLES WILKA	13.F.176-179
MILLING PULL HANDLE WILKA	13.F.180-181
MILLING CYLINDER COVERS FOR LOCK	13.F.182-183
OVERVIEW DOOR HANDLES	13.F.184-185
OVERVIEW LOCKS WINDOW-DOORS SOBINCO	13.F.186-189
MILLING 1-POINT LOCK WINDOW-DOOR SOBINCO VAR. B	13.F.190-191
MILLING 1-POINT LOCK WINDOW-DOOR SOBINCO VAR. E	13.F.192-193
MILLING 5 POINT LOCK WINDOW-DOOR SOBINCO VAR. A	13.F.194-195
MILLING 5 POINT LOCK WINDOW-DOOR SOBINCO VAR. B	13.F.196-197
MILLING 5 POINT LOCK WINDOW-DOOR SOBINCO VAR. C	13.F.198-199
MILLING 5 POINT LOCK WINDOW-DOOR SOBINCO VAR. D	13.F.200-201
MILLING 5 POINT LOCK WINDOW-DOOR SOBINCO VAR. E	13.F.202-203
MILLING 5 POINT LOCK LONG WINDOW-DOOR SOB. VAR. A	13.F.204-205
MILLING 5 POINT LOCK LONG WINDOW-DOOR SOB. VAR. B	13.F.206-207
MILLING 5 POINT LOCK LONG WINDOW-DOOR SOB. VAR. C	13.F.208-209
MILLING 5 POINT LOCK LONG WINDOW-DOOR SOB. VAR. D	13.F.210-211
MILLING 5 POINT LOCK LONG WINDOW-DOOR SOBINCO VAR. E	13.F.212-213
OVERVIEW LOCKS WINDOW-DOORS WILKA	13.F.214-215
MILLING 3-POINT LOCK WINDOW-DOOR WILKA	13.F.216-217
MILLING 3-PNT. LOCK WINDOW-DOOR WILKA SO. AND RE.	13.F.218-221
OVERVIEW LOCKS DOORS SOBINCO	13.F.222-223
OVERVIEW LOCKS DOORS WILKA	13.F.224-225
OVERVIEW LOCKS DOORS SOBINCO	13.F.226-227
MILLING 1 POINT LOCK SOBINCO	13.F.228-229
MILLING 5 POINT LOCK SOBINCO	13.F.230-231
MILLING 5 POINT LOCK SOBINCO VAR. A	13.F.232-233
MILLING 5 POINT LOCK LONG SOBINCO	13.F.234-235
MILLING 5 POINT LOCK LONG SOBINCO VAR. A	13.F.236-237
MILLING 1 POINT LOCK WILKA	13.F.238-239
MILLING 1 POINT LOCK WILKA - KABA	13.F.240-241
MILLING 3-POINT LOCK WILKA	13.F.242-243
MILLING 3-POINT LOCK WILKA VAR. A	13.F.244-245
MILLING 7-POINT LOCK WILKA	13.F.246-247
MILLING 7-POINT LOCK WILKA VAR. A	13.F.248-249
MILLING 3-POINT LOCK WILKA 150Pa	13.F.250-251
EMBEDDING LOCKING BOLT WINDOW-DOOR	13.F.252-253
OVERVIEW ACCESSORIES SECOND VENT DOORS	13.F.254-257
EMBEDDING BAR LOCK	13.F.258-273
OVERVIEW ACCESSORIES SECOND VENT DOORS	13.F.274-277
EMBEDDING ESPAGNOLETTE LOCK	13.F.278-295
HINGES WINDOW-DOORS FAPIM	13.F.296-297
OVERVIEW DOOR HINGES	13.F.298-299
DOOR HINGES TUERBAND 4	13.F.300-307
DOOR HINGES SERIE 60 AT	13.F.308-313
DOOR HINGES ROLLENBAND	13.F.314-319
WINDOW-DOORS WITH BRUSH	13.F.320-321
BRUSH DOORS	13.F.322-325
DOUBLE CASEMENT DOOR WITH BRUSH	13.F.326-327
BRUSH DOORS	13.F.328-331
DOUBLE CASEMENT DOOR INWARD OPEN. WITH BRUSH	13.F.332-333
Z-T DOOR WITH BRUSH	13.F.334-335
BRUSH DOORS	13.F.336-337
DOUBLE CASEMENT DOOR WITH BRUSH	13.F.338-339
DOOR INWARD OPENING WITH DOUBLE WEATHER STRIP	13.F.340-345
DOUBLE CASEM. D. INW. OPEN. WITH DOUB. WEATHER STRIP	13.F.346-347
Z-T DOOR INWARD OPENING WITH DOUBLE WEATHER STRIP	13.F.348-349
DOOR OUTW. OPENING WITH DOUBLE WEATHER STRIP	13.F.350-355
DOUBLE CASEM. D. OUTW. OPEN. WITH DOUB. WEATHER STRIP	13.F.356-357
Z-T DOOR OUTW. OPEN. WITH DOUBLE WEATHER STRIP	13.F.358-359
DOOR WITH AUTOMATIC DOOR LATCH	13.F.360-363
DOUBLE CASEMENT DOOR WITH AUTOMATIC DOOR LATCH	13.F.364-365
DOOR WITH AUTOMATIC DOOR LATCH	13.F.366-367
DOUBLE CASEMENT DOOR WITH AUTOMATIC DOOR LATCH	13.F.368-369
Z-T DOOR WITH AUTOMATIC DOOR LATCH	13.F.370-371
DOOR INWARD OPENING WITH DOUBLE WEATHER STRIP	13.F.372-375
DOUBLE CASEM. D. INW. OPEN. WITH DOUB. WEATHER STRIP	13.F.376-377
Z-T DOOR INWARD OPENING WITH DOUBLE WEATHER STRIP	13.F.378-379
DOOR OUTWARD OPENING WITH DOUBLE WEATHER STRIP	13.F.380-383
DOUBLE CASEM. D. OUTW. OPEN. WITH DOUB. WEATHER STRIP	13.F.384-385
Z-T DOOR OUTW. OPEN. WITH DOUBLE WEATHER STRIP	13.F.386-387
DOOR WITH AUTOMATIC DOOR LATCH	13.F.388-389
DOOR WITH AUTOMATIC DOOR LATCH	13.F.390-391
DOUBLE CASEMENT DOOR WITH AUTOMATIC DOOR LATCH	13.F.392-393
Z-T DOOR WITH AUTOMATIC DOOR LATCH	13.F.394-395
PIVOT DOOR	13.F.396-397
MILLING FLOOR DOOR CLOSER AND ACCESSORIES PIVOT DOOR	13.F.398-399
ASSEMBLY DOOR CLOSER GEZE TS 4000 / TS 5000	13.F.400-401
ASSEMBLY DOOR CLOSER BKS OTS 440	13.F.402-403
MAX. ADMISSIBLE SIZES	13.F.404-436

Inhalt

INHALTSANGABE 13.001-008

Allgemeine Information

ZEICHENERKLAERUNG 13.A.001-008

Allgemeine Information System

VERARBEITUNGSVORSCHRIFTEN 13.B.001-004

Profile

PROFILLISTE 13.C.p01-p04
PROFILUEBERSICHT 13.C.001-024
BLENDRAHMEN FENSTER NACH INNEN OEFFNEND 13.C.025-026
BLENDRAHMEN AUTOMATISCHE SCHIEBETUER 13.C.027
BLENDRAHMEN FENSTER NACH INNEN OEFFNEND 13.C.028-032
BLENDRAHMEN FENSTER NACH AUSSEN OEFFNEND 13.C.033-034
WECHSELPROFIL AUSSENVERGLASUNG 13.C.035
WECHSELPROFIL 13.C.036
BLENDRAHMEN FASSADE FENSTER NACH INNEN OEFFNEND 13.C.037-038
BLENDRAHMEN FASSADE FENSTER NACH AUSSEN OEFFNEND 13.C.039
BLENDRAHMEN SCHWINGFLUEGEL 13.C.040
FLUEGEL FENSTER NACH INNEN OEFFNEND 13.C.041
FLUEGEL FENSTER (TUER) NACH INNEN OEFFNEND 13.C.042-043
FLUEGEL FENSTER AUSSENOEFFNEND 13.C.044-046
FENSTERFLUEGEL (TUER) NACH AUSSEN OEFFNEND 13.C.047
FLUEGEL LUEFTUNGSFENSTER 13.C.048
STULPPROFIL FENSTER NACH INNEN OEFFNEND 13.C.049
INTEGRIERT STULPPROFIL FENSTER NACH INNEN OEFFNEND 13.C.050
STULPPROFIL FENSTER NACH AUSSEN OEFNNEND 13.C.051
SPROSSE FENSTER NACH INNEN OEFFNEND 13.C.052-056
SPROSSE AUTOMATISCHE SCHIEBETUER 13.C.057
SPROSSE FENSTER NACH AUSSEN OEFFNEND 13.C.058-066
SPROSSE VERSTAERKT 13.C.067-070
VERSTAERKUNGSPROFIL 13.C.071-072
SPROSSE FENSTERFLUEGEL 13.C.073
Z-PROFIL 13.C.074-076
Z-PROFIL VERDECKTER ENTWAESSERUNG 13.C.077
VERBREITERUNGSPROFIL 13.C.078-079
GLASLEISTE FENSTER UND TUER 13.C.080-081
GLASLEISTE FLUEGEL 13.C.082-083
GLASLEISTE FENSTER NACH AUSSEN OEFFNEND 13.C.084
GLASLEISTE BLENDRAHMEN 13.C.085
KOPPLUNGSPROFIL ALLGEMEIN 13.C.086-089
KOPPLUNGSPROFIL DILATATION NACH INNEN OEFFNEND 13.C.090
KOPPLUNGSPROFIL DILATATION NACH AUSSEN OEFFNEND 13.C.091
AUSDEHNUNGSPROFIL 13.C.092
ECKPROFIL 90° 13.C.093
ECKPROFIL 135° 13.C.094
VARIABELES ECKPROFIL 13.C.095-097
PROFILE REYNASCREEN 13.C.098-099
BAUANSCHLUSSPROFIL 13.C.100
AUSFUEHRUNGSPROFIL 13.C.101-103
BASISPROFIL UND FENSTERBANK 13.C.104
FENSTERBANK 13.C.105-109
BASISPROFIL 13.C.110-112
ROLLADENFUEHRUNG 13.C.113-114
AUSFUEHRUNGSPROFIL 13.C.115-120
ABDECKPROFIL MIT BUERSTENAUFNAHME 13.C.121
WETTERSCHENKEL 13.C.122-123
PANEEL 13.C.124
SCHUBSTANGEN 13.C.125
VERSTAERKUNGSPROFIL FENSTERTUER (THERMO FRONT)) 13.C.126
HANDLAUF 13.C.127
BLENDRAHMEN NACH INNEN OEFFNEND 13.C.128
BLENDRAHMEN 13.C.129
BLENDRAHMEN FASSADE 13.C.130-131
FLUEGEL 13.C.132-133
STULPPROFIL 13.C.134
SPROSSE 13.C.135-136
SPROSSE FENSTER MIT FESTEM PFOSTEN 13.C.137
VERGLASUNGSPROFIL 13.C.138
GLASAUFLAGEPROFIL 13.C.139
KOPPLUNGSPROFIL DILATATION 13.C.140
BLENDRAHMEN 13.C.141-142
FLUEGEL 13.C.143-144
STULPPROFIL 13.C.145
SPROSSE 13.C.146
ZIERSPROSSE 13.C.147
GLASLEISTE 13.C.148
BASISPROFIL 13.C.149
ZIERLEISTE PANEELE 13.C.150
SCHWELLE MULTI PATIO 13.C.151
BLENDRAHMEN TUER 13.C.152
FLUEGEL TUER 13.C.153
FLUEGEL PANIKTUER NACH AUSSEN OEFFNEND 13.C.154
STULPPROFIL TUER 13.C.155
ANSCHLAGPROFIL TUER 13.C.156
SOCKELPROFIL 13.C.157-158
VERBREITERUNGSPROFIL 13.C.159
ZUSATZPROFIL 13.C.160-161
ZUSATZPROFIL BUERSTENDICHTUNG 13.C.162
ZUSATZPROFIL BUERSTENDICHTUNG PIVOTTEUR 13.C.163
ZUSATZPROF. BUERSTEND. - DICHT. UND AUSFUEHRUNGSPROF. 13.C.164
UNTERSEITE TUER 13.C.165-166

Werkzeichnungen

UEBERSICHT FENSTER 13.E.001-003
FESTVERGLASUNG 13.E.004-005
FENSTER MIT OBERLICHT 13.E.006-007
DREHFENSTER 13.E.008-009
DREHKIPPFENSTER 13.E.010-011
STULP-DREHKIPPFENSTER 13.E.012-015
STULP-DREHFENSTER 13.E.016-019
INTEGRIERTE STULP-DREHFENSTER 13.E.020-023
DREHFENSTER NACH AUSSEN OEFFNEND 13.E.024-025
STULPDREHFENSTER NACH AUSSEN OEFFNEND 13.E.026-029
KLAPPFENSTER 13.E.030-031
DREHSCHIEBEFENSTER MIT ENGLISCHEM GRIFF 13.E.032-033
SENKKLAPPFENSTER 13.E.034-035
FENSTER MIT FESTEN PFOSTEN UND KLAPPFENSTER 13.E.036-037
KOMBINIERTE FESTVERGLASUNG 13.E.038-039
SCHWINGFLUEGEL 13.E.040-041
FENSTERTUER NACH INNEN OEFFNEND 13.E.042-043
ZWEIFLUEGELIGE FENSTERTUER NACH INNEN OEFFNEND 13.E.044-047
FENSTERTUER NACH AUSSEN OEFFNEND 13.E.048-049
ZWEIFLUEGELIGE FENSTERTUER NACH AUSSEN OEFFNEND 13.E.050-053
FENSTERTUER NACH AUSSEN OEFFNEND 13.E.054-055
ZWEIFLUEGELIGE FENSTERTUER NACH AUSSEN OEFFNEND 13.E.056-059
DREHFENSTER 13.E.060-061
DREHKIPPFENSTER 13.E.062-063
STULP-DREHKIPPFENSTER 13.E.064-067
FENSTER MIT FESTEM PFOSTEN 13.E.068-071
DREHKIPPFENSTER 13.E.072-073
STULP-DREHKIPPFENSTER 13.E.074-077
FENSTER MIT FESTEM PFOSTEN 13.E.078-081
FENSTERTUER NACH INNEN OEFFNEND 13.E.082-083
ZWEIFLUEGELIGE FENSTERTUER NACH INNEN OEFFNEND 13.E.084-087
THERMO FRONT 13.E.088-097
MULTI PATIO 13.E.098-107
TUER NACH INNEN OEFFNEND 'BUERSTENDICHTUNG' 13.E.108-109
KOMBINIERTE TUER NACH INN. OEFFNEND 'BUERSTENDICHTUN(13.E.110-113
STULPFLUEGELTUER NACH INNEN OEFFNEND 'BUERSTENDICHT 13.E.114-117
Z-T TUER NACH INNEN OEFFNEND 'BUERSTENDICHTUNG' 13.E.118-121
TUER INNEN OEFFN. MIT AUTOMATISCHER TUERDICHTUNG 13.E.122-123
KOMB. TUER NACH INN. OEFF. "AUTO. TUERDICHTUNG" 13.E.124-127
STULPFL.TUER IN. OEFFN. MIT AUTOMATISCHER TUERDICHT. 13.E.128-131
Z-T TUER IN.OEFFN. MIT AUTOMATISCHER TUERDICHTUNG 13.E.132-135
TUER NACH AUSSEN OEFFNEND 'BUERSTENDICHTUNG' 13.E.136-137
KOMBINIERTE TUER NACH AUSS. OEFFNEND 'BUERSTENDICHTU 13.E.138-141
STULPFLUEGELTUER NACH AUSS.OEFFNEND 'BUERSTENDICHTU 13.E.142-145
Z-T TUER NACH AUSSEN OEFFNEND 'BUERSTENDICHTUNG' 13.E.146-149
TUER AUSSEN OEFFN. MIT AUTOMATISCHER TUERDICHTUNG 13.E.150-151
KOMB. TUER NACH AUSS. OEFF. "AUTO. DICHTUNG" 13.E.152-155
STULPFL.TUER USSEN OEFFN. MIT AUTOMATISCHER TUERDICH 13.E.156-159
Z-T TUER AUSSEN OEFFN. MIT AUTOMATISCHER TUERDICHT. 13.E.160-163
TUER NACH INNEN OEFFN. MIT SOCKELPROFIL 13.E.164-165
KOMBINIERTE TUER NACH INN. OEFFN. MIT SOCKELPROFIL 13.E.166-169
STULPFLUEGELTUER IN. OEFFN. MIT SOCKELPROFIL 13.E.170-173
Z-T TUER NACH INNEN OEFFNEND MIT SOCKELPROFIL 13.E.174-177
TUER NACH AUSSEN OEFFN. MIT SOCKELPROFIL 13.E.178-179
KOMBINIERTE TUER NACH AUSS. OEFFN. MIT SOCKELPROFIL 13.E.180-183
STULPFLUEGELTUER AUSS. OEFFN. MIT SOCKELPROFIL 13.E.184-187
Z-T TUER NACH AUSSEN OEFFNEND MIT SOCKELPROFIL 13.E.188-191
TUER NACH INN. OEFF. MIT SPROSSE 'BUERSTENDICHTUNG' 13.E.192-193
KOMB. TUER NACH INN. OEFF. MIT SPROSSE 'BUERSTENDICHT.' 13.E.194-197
STULPFL. TUER NACH INN. OEFF. MIT SPROSSE 'BUERSTEND.' 13.E.198-201
Z-T TUER NACH INN. OEFF. MIT SPROSSE 'BUERSTENDICHT.' 13.E.202-205
TUER NACH AUSS. OEFF. MIT SPROSSE 'BUERSTENDICHTUNG' 13.E.206-207
KOMB. TUER NACH AUSS. OEFF. MIT SPROSSE 'BUERSTENDICHT 13.E.208-211
STULPFL. TUER NACH AUSS. OEFF. MIT SPROSSE 'BUERSTEND.' 13.E.212-215
Z-T TUER NACH AUSS. OEFF. MIT SPROSSE 'BUERSTENDICHT.' 13.E.216-219
VARIANTE TUER MIT AUTOMATISCHER TUERDICHTUNG 13.E.220-221
TUER INNEN OEFFN. MIT DOPPELANSCHLAGDICHTUNG 13.E.222-223
KOMBINIERTE TUER IN. OEFFN. MIT DOPPELANSCHLAGD. 13.E.224-227
STULPFL.TUER IN. OEFFN. MIT DOPPELANSCHLAGDICHTUNG 13.E.228-231
Z-T TUER IN. OEFFN. MIT DOPPELANSCHLAGDICHTUNG 13.E.232-235
TUER NACH AUSSEN OEFFN. MIT DOPPELANSCHLAGDICHTUNG 13.E.236-237
KOMBINIERTE TUER AUSSEN OEFFN. MIT DOPPELANSCHLAGD. 13.E.238-241
STULPFL.TUER AUSSEN OEFFN. MIT DOPPELANSCHLAGDICHT. 13.E.242-245
Z-T TUER AUSSEN OEFFN. MIT DOPPELANSCHLAGDICHTUNG 13.E.246-247
Z-T TUER AUSSEN OEFFN. MIT DOPPELANSCHLAGDICHTUNG 13.E.248-249
TUER INNEN OEFFN. MIT DOPPELANSCHLAGDICHTUNG 13.E.250-253
KOMBINIERTE TUER IN. OEFFN. MIT DOPPELANSCHLAGD. 13.E.254-257
STULPFL.TUER IN. OEFFN. MIT DOPPELANSCHLAGDICHT. 13.E.258-259
STULPFL.TUER IN. OEFFN. MIT DOPPELANSCHLAGDICHTUNG 13.E.260-261
Z-T TUER IN. OEFFN. MIT DOPPELANSCHLAGDICHTUNG 13.E.262-263
Z-T TUER IN. OEFFN. MIT DOPPELANSCHLAGDICHTUNG 13.E.264-265
TUER NACH AUSSEN OEFFN. MIT DOPPELANSCHLAGDICHTUNG 13.E.266-269
KOMBINIERTE TUER AUSSEN OEFFN. MIT DOPPELANSCHLAGD. 13.E.270-273
STULPFL.TUER AUSSEN OEFFN. MIT DOPPELANSCHLAGDICHT. 13.E.274-277
Z-T TUER AUSSEN OEFFN. MIT DOPPELANSCHLAGDICHTUNG 13.E.278-281
PIVOTTUER VARIANTE 13.E.282-285
PIVOTTUER 13.E.286-289
AUTOMATISCHE SCHIEBETUER BUERSTENDICHTUNG 13.E.290-302

Montagezeichnungen

SPANNBACKEN SAEGE 13.F.001-003
ENTWAESSERUNG BLENDRAHMEN FENSTER NACH INNEN OEFF 13.F.004-009
ENTWAESSERUNG WECHSELPROFIL 13.F.010-013
ENTWAESSERUNG SCHWINGFLUEGEL 13.F.014-015
ENTWAESSERUNG FENSTER NACH AUSSEN OEFFNEND 13.F.016-017
VERDECKTER ENTWAESSERUNG 13.F.018-021
ENTWAESSERUNG FENSTERTUEREN NACH INNEN OEFFNEND 13.F.022-023
ENTWAESSERUNG SPROSSE 13.F.024-025
ENTWAESSERUNG TUERFLEUGEL 13.F.026-027
ENTWAESSERUNG 'SCHWELLE 150Pa' 13.F.028-029
DEKOMPRESSION 13.F.030-031
T-VERBINDER MIT SCHRAUBE UND/ODER STIFT OPENING INWAR 13.F.032-037
T-VERBINDER MIT SCHRAUBE UND/ODER STIFT OPENING OUTW/ 13.F.038-041
T-VERBINDER VERSTELLBAR 13.F.042-047
ZIERSPROSSE AUSSEN 13.F.048-049
TABELLE MIT TRAEGHEITSMOMENTEN 13.F.050-053
POSITIONIERUNG VON ECKWINKEL 13.F.054-055
KLEBEINJEKTION/PRESSECKWINKEL 13.F.056-061
ECKWINKEL GLASANSCHLAG 13.F.062-063
ECKVERBINDUNGSMASCHINE 095.30PN.00 13.F.064-069
ECKVERBINDUNGSMASCHINE 095.B500.00 13.F.070-073
SCHRAUBECKWINKEL 13.F.074-095
SCHRAUBECKWINKEL VERSTELLBAR 13.F.096-103
STULPPROFIL FENSTER NACH INNEN OEFFNEND 13.F.104-105
INTEGRIERT STULPPROFIL FENSTER NACH INNEN OEFFNEND 13.F.106-109

STULPPROFIL FENSTERTUER NACH INNEN OEFFNEND	13.F.110-111
STULPPROFIL FENSTERTUER NACH AUSSEN OEFFNEND	13.F.112-113
UEBERSICHT TUEREN	13.F.114-115
STULPFL. TUER NACH INN. OEFFNEND	13.F.116-119
ENDKAPPEN STULPPROFIL	13.F.120-121
Z-T TUER - MONTAGE ENDKAPPEN	13.F.122-123
MONTAGE ISOLATION DICHTUNG (HI)	13.F.124-125
SCHNEIDEN UND VERBINDEN DER DICHTUNGEN	13.F.126-127
VULKANISIERTE RAHM MITTELDICHTUNG	13.F.128-129
VERGLASUNGSWEISE	13.F.130-131
VERGLASUNGSTABELLE	13.F.132-137
VERANKERUNGEN	13.F.138-139
MONTAGE BASISPROFIL-FENSTERBANK-ROLLADENFUEHRUNG	13.F.140-141
MONTAGE WETTERSCHENKEL	13.F.142-143
MONTAGE FENSTERBANK	13.F.144-145
MONTAGE WETTERSCHENKEL	13.F.146-147
AUFLAUFSTUECK KUNSTSTOFF	13.F.148-149
AUSFRAESUNG TUERDRUECKER FENSTERTUER SOBINCO	13.F.150-155
AUSFRAESUNG STOSSGRIFF FENSTERTUER SOBINCO	13.F.156-157
AUSFRAESUNG TUERDRUECKER FENSTERTUER SOBINCO	13.F.158-159
AUSFRAESUNG TUERDRUECKER FENSTERTUER WILKA	13.F.160-163
AUSFRAESUNG STOSSGRIFF FENSTERTUER WILKA	13.F.164-165
AUSFRAESUNG TUERDRUECKER SOBINCO	13.F.166-171
AUSFRAESUNG STOSSGRIFF SOBINCO	13.F.172-173
AUSFRAESUNG TUERDRUECKER SOBINCO	13.F.174-175
AUSFRAESUNG TUERDRUECKER WILKA	13.F.176-179
AUSFRAESUNG STOSSGRIFF WILKA	13.F.180-181
AUSFRAESUNG ROSETTE FUER SCHLOSS	13.F.182-183
UEBERSICHT TUERDRUECKER	13.F.184-185
UEBERSICHT SCHLOESSER FENSTERTUREN SOBINCO	13.F.186-189
AUSFRAESUNG 1-FACHVER FENSTERTUER SOBINCO VAR. B	13.F.190-191
AUSFRAESUNG 1-FACHVER FENSTERTUER SOBINCO VAR. E	13.F.192-193
AUSFRAESUNG 5-F VER. FENSTERTUER SOBINCO VAR. A	13.F.194-195
AUSFRAESUNG 5-F VER. FENSTERTUER SOBINCO VAR. B	13.F.196-197
AUSFRAESUNG 5-F VER. FENSTERTUER SOBINCO VAR. C	13.F.198-199
AUSFRAESUNG 5-F VER. FENSTERTUER SOBINCO VAR. D	13.F.200-201
AUSFRAESUNG 5-F VER. FENSTERTUER SOBINCO VAR. E	13.F.202-203
AUSFRAESUNG 5-FACHVERR. LANG FENSTERTUER SOB. VAR. A	13.F.204-205
AUSFRAESUNG 5-FACHVERR. LANG FENSTERTUER SOB. VAR. B	13.F.206-207
AUSFRAESUNG 5-FACHVERR. LANG FENSTERTUER SOB. VAR. C	13.F.208-209
AUSFRAESUNG 5-FACHVERR. LANG FENSTERTUER SOB. VAR. D	13.F.210-211
AUSFRAESUNG 5-FACHVERR. LANG FENSTERTUER SOB. VAR. E	13.F.212-213
UEBERSICHT SCHLOESSER FENSTERTUREN WILKA	13.F.214-215
AUSFRAESUNG 3-FACHVERRIEGELUNG FENSTERTUER WILKA	13.F.216-217
AUSFR. 3-FACHVER. FENSTERTUER WILKA SO. UND RE.	13.F.218-221
UEBERSICHT SCHLOESSER TUREN SOBINCO	13.F.222-223
UEBERSICHT SCHLOESSER TUREN WILKA	13.F.224-225
UEBERSICHT SCHLOESSER TUREN SOBINCO	13.F.226-227
AUSFRAESUNG 1-FACHVERRIEGELUNG SOBINCO	13.F.228-229
AUSFRAESUNG 5-FACHVERRIEGELUNG SOBINCO	13.F.230-231
AUSFRAESUNG 5-FACHVERRIEGELUNG SOBINCO VAR. A	13.F.232-233
AUSFRAESUNG 5-FACHVERRIEGELUNG LANG SOBINCO	13.F.234-235
AUSFRAESUNG 5-FACHVERRIEGELUNG LANG SOBINCO VAR. A	13.F.236-237
AUSFRAESUNG 1-FACHVERRIEGELUNG WILKA	13.F.238-239
AUSFRAESUNG 1-FACHVERRIEGELUNG WILKA - KABA	13.F.240-241
AUSFRAESUNG 3-FACHVERRIEGELUNG WILKA	13.F.242-243
AUSFRAESUNG 3-FACHVERRIEGELUNG WILKA VAR. A	13.F.244-245
AUSFRAESUNG 7-FACHVERRIEGELUNG WILKA	13.F.246-247
AUSFRAESUNG 7-FACHVERRIEGELUNG WILKA VAR. A	13.F.248-249
AUSFRAESUNG 3-FACHVERRIEGELUNG WILKA 150Pa	13.F.250-251
EINBAU KANTRIEGEL FENSTERTUER	13.F.252-253
UEBERSICHT ZUBEHOER ZWEITEN FLUEGEL TUEREN	13.F.254-257
EINBAU TUERTREIBRIEGEL	13.F.258-273
UEBERSICHT ZUBEHOER ZWEITEN FLUEGEL TUEREN	13.F.274-277
EINBAU FALZTREIBRIEGEL	13.F.278-295
BAENDER FENSTERTUEREN FAPIM	13.F.296-297
UEBERSICHT TUERBAENDER	13.F.298-299
TUERBAENDER TUERBAND 4	13.F.300-307
TUERBAENDER SERIE 60 AT	13.F.308-313
TUERBAENDER ROLLENBAND	13.F.314-319
FENSTERTUEREN MIT BUERSTENDICHTUNG	13.F.320-321
BUERSTENDICHTUNG TUEREN	13.F.322-325
STULPFLUEGELTUER MIT BUERSTENDICHTUNG	13.F.326-327
BUERSTENDICHTUNG TUEREN	13.F.328-331
STULPFUEGELTUER INNER OEFFN.MIT BUERSTENDICHT.	13.F.332-333
Z-T TUER MIT BUERSTENDICHTUNG	13.F.334-335
BUERSTENDICHTUNG TUEREN	13.F.336-337
STULPFLUEGELTUER MIT BUERSTENDICHTUNG	13.F.338-339
TUER INNEN OEFFN. MIT DOPPELANSCHLAGDICHTUNG	13.F.340-345
STULPFL.TUER IN. OEFFN. MIT DOPPELANSCHLAGDICHTUNG	13.F.346-347
Z-T TUER IN. OEFFN. MIT DOPPELANSCHLAGDICHTUNG	13.F.348-349
TUER NACH AUSSEN OEFFN. MIT DOPPELANSCHLAGDICHTUNG	13.F.350-355
STULPFL.TUER AUSSEN OEFFN. MIT DOPPELANSCHLAGDICHT.	13.F.356-357
Z-T TUER AUSSEN OEFFN. MIT DOPPELANSCHLAGDICHTUNG	13.F.358-359
TUER MIT AUTOMATISCHER TUERDICHTUNG	13.F.360-363
STULPFLUEGELTUER MIT AUTOMATISCHER TUERDICHTUNG	13.F.364-365
TUER MIT AUTOMATISCHER TUERDICHTUNG	13.F.366-367
STULPFLUEGELTUER MIT AUTOMATISCHER TUERDICHTUNG	13.F.368-369
Z-T TUER MIT AUTOMATISCHER TUERDICHTUNG	13.F.370-371
TUER INNEN OEFFN. MIT DOPPELANSCHLAGDICHTUNG	13.F.372-375
STULPFL.TUER IN. OEFFN. MIT DOPPELANSCHLAGDICHTUNG	13.F.376-377
Z-T TUER IN. OEFFN. MIT DOPPELANSCHLAGDICHTUNG	13.F.378-379
TUER NACH AUSSEN OEFFN. MIT DOPPELANSCHLAGDICHTUNG	13.F.380-383
STULPFL.TUER AUSSEN OEFFN. MIT DOPPELANSCHLAGDICHT.	13.F.384-385
Z-T TUER AUSSEN OEFFN. MIT DOPPELANSCHLAGDICHTUNG	13.F.386-387
TUER MIT AUTOMATISCHER TUERDICHTUNG	13.F.388-389
TUER MIT AUTOMATISCHER TUERDICHTUNG	13.F.390-391
STULPFLUEGELTUER MIT AUTOMATISCHER TUERDICHTUNG	13.F.392-393
Z-T TUER MIT AUTOMATISCHER TUERDICHTUNG	13.F.394-395
PIVOTTUER	13.F.396-397
AUSFR. BODENTUERSCHLIESSER UND ZUBEHOER PIVOTTUER	13.F.398-399
MONTAGE TUERSCHLIESSER GEZE TS 4000 / TS 5000	13.F.400-401
MONTAGE TUERSCHLIESSER BKS OTS 440	13.F.402-403
MAX. ZULAESSIGE ABMESSUNGEN	13.F.404-436

A

Algemene informatie

Généralités

General Information

Allgemeine Information

CS 77

SYMBOLENLIJST
LISTE DES SYMBOLES
LIST OF SYMBOLS
ZEICHENERKLAERUNG

REYNAERS aluminium

Profiel / Profilé / Profile / Profil — Perfil / Profil / Profili

Anodisatie- of lakoppervlakte / Surface anodisée ou laquée / Anodizing or coating surface / Eloxierte oder lackierte Oberfläche — Superficie anodizada o lacada / Powierzchnia anodowana lub malowana / Superficie anodizzata o verniciata

Polijstoppervlakte / Surface à polir / Polishing surface / Polieroberfläche — Superficie pulida / Powierzchnia polerowana / Superficie lucidata

Lengte / Longueur / Length / Länge — Longitud / Dlugosc / Lunghezza

Afmetingen / Dimensions / Dimensions / Abmessungen — Dimensiones / Wymiary / Dimensioni

Toepassing / Application / Application / Anwendung — Applicación / Zastosowanie / Utilizzo

Bevestigingsmiddelen / Moyens de fixation / Fixations / Befestigungsmittel — Fijación / Mocowanie / Fissaggio

Schroeven niet meegeleverd / Fourniture sans vis / Delivered without screws / Lieferung ohne Schrauben — Entregado sin tornillos / Dostarczane bez wkretow / Consegnato senza viti

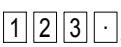

Montagevolgorde / Ordre de montage / The order of assembly / Montagereihenfolge — Orden de montaje / Kolejnosc montazu / Ordine di montaggio

Dichtingsmiddel / Matière d'étanchéité / Sealing agent / Abdichtungsmittel — Agente sellante / Masa uszczelniajaca / Siliconatura

Verlijmen / Coller / Glue / Verkleben — Collado / Klej / Colla

Vulcaniseerlijm / Colle vulcanisante / Vulcanizing glue / Vulkanisierkleber — Vulcanizante / Klej wulkanizacyjny / Colla vulcanizzante

Referentiemaat / Dimension de référence / Reference dimension / Referenzmass — Dimension de referencia / Punkt odniesienia wymiarowania / Dimensioni di riferimento

Merkteken / Marquage / Mark / Merkzeichen — Indicación / Znak / Contrassegno

Struktureel gelijmd glaswerk / Vitrage extérieur collé / Structural sealing glazing / UV-beständiger Scheibenrandverbund — Sellado acristalado estructural / Szyba klejona spoiwem konstrukcyjnym / Silíconatura vetro strutturale

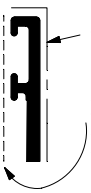

Primaire zichtzijde van een profiel / Côté visible primaire d'un profilé / Primary visible side of a profile / Primäre sichtbare Seite eines Profils — Cara vista principal del perfil / Glowna widoczna powierzchnia profilu / Primo lato visibile di un profilo

Secundaire zichtzijde van een profiel / Côté visible secondaire d'un profilé / Secondary visible side of a profile / Sekund. sichtbare Seite eines Profils — Cara vista secundaria del perfil / Drugorzedna widoczna powierzchnia profilu / Secondo lato visibile di un profilo

Kleur buitenschaal (e) eerst aangeven in geval van bicolor (.69)
En cas de bicolore (.69) il faut indiquer d'abord la couleur du profilé extérieur (e)
For bicolor profiles (.69) first of all one should indicate the colour of the outer profile (e)
Falls zweifarbig (.69) soll man erst die Farbe des Aussenprofils (e) angeben

Para perfil en bicolor (.69) debe indicarse primero el color del perfil externo (e)
Dla profili dwukolorowych (.69) w pierwszej kolejnosci powinnien byc wskazany kolor zewnetrznej strony profilu (e)
Nei profili bicolore (.69) prima di tutto indicare il colore del profilo esterno (e)

Verstek / Onglet / Mitre / Gehrung — Inglete / Polaczenie katowe / Taglio

Aantal / Nombre / Number / Anzahl — Número / Ilosc / Numero

Zie pagina / Voir page / See page / Siehe Seite — Ver página / Patrz strona / Vedi pagina

Type toebehoren / Type accessoires / Type accessories / Typ Zubehör — Tipos de accesorios / Rodzaj okuc / Tipo di accessorio

Glasmaten / Dimensions vitres / Glass sizes / Glasmasse — Dimensiones de los vidrios / Wymiary szyby / Dimensioni del vetro

Toepassing / Application / Utilization / Anwendung — Applicación / Zastosowanie / Riferimenti

Asymmetrisch profiel / Profilé asymétrique / Asymmetrical profile / Asymmetrisches Profil — Perfil asimetrico / Profil niesymetryczny / Profilo assimmetrico

Pagina / Page / Page / Seite — Página / Strona / Pagina

Laatste editie / Dernière édition / Last edition / Letzte Edition — Edición / Poprzednie wydanie / Ultima edizione

Vorige blz / Page précédente / Previous page / Vorige Seite — Página siguiente / Poprzednia strona / -

Verstevigingsprofiel / Profil de renforcement / Reinforcement profile / Verstaerkungsprofil — Perfil refuerzo / Profil wzmacniajacy

Links van buiten gezien / Gauche vue exterieur / Left seen from outside / Links aussenansicht — Vista izquierda desde el exterior / Na lewo widok od zewnatrz

Rechts van buiten gezien / Droite vue exterieur / Right seen from outside / Rechts aussenansicht — Vista derecha desde el exterior / Na prawa widok od zewnatrz

D0071480

CS 77

SYMBOLENLIJST
LISTE DES SYMBOLES
LIST OF SYMBOLS
ZEICHENERKLAERUNG

REYNAERS aluminium

	Inbraakwerend Anti-vol Burglar proof Einbruchhemmend	Protección anti-robo Antywlamaniowe -
	Basisveiligheid Securité de base Basic safety Basissicherheit	Seguridad básica Antywlamaniowosc podstawowa -
ENV	Testen uitgevoerd volgens norm DIN V ENV 1627 Essais effectués par conformément la norme DIN V ENV 1627 Tests carried out according to standard DIN V ENV 1627 Einbruchhemmende Prüfungen gemäß Norm DIN V ENV 1627	Ensayos realizados según norma DIN V ENV 1627 Badania wykonane wedlug normy DIN V ENV 1627 - -
NEN	Testen uitgevoerd volgens norm NEN 5096 + ENV 1627 Essais effectués par conformément la norme NEN 5096 + ENV 1627 Tests carried out according to standard NEN 5096 + ENV 1627 Einbruchhemmende Prüfungen gemäß Norm NEN5096 + ENV1627	Ensayos realizados según norma NEN 5096 + ENV 1627 Badania wykonane wedlug norm NEN 5098 + ENV 1627 - -
	Testen uitgevoerd door instituut IBS (Oostenrijk) volgens norm Ö B 3800/3850 Essais effectués par IBS(Autriche) conformément la norme Ö B 3800/3850 Tests carried out by IBS (Austria) according to standard Ö B 3800/3850 Brandschutzprüfungen durchgeführt beim IBS (Österreich) gemäß Norm Ö B 3800/3850	Ensayos hechos por IBS (Austria) según la estandard Ö B 3800/3850 Badania wykonane przez IBS (Austria) wedlug norm Ö B 3800/3850 - -
	Testen uitgevoerd door instituut TNO (Nederland) volgens norm NEN 6069:1997 Essais effectués par TNO (Hollande) conformément la norme NEN 6069:1997 Tests carried out by TNO (The Netherlands) according to standard NEN 6069/1997 Brandschutzprüfungen durchgeführt beim IBS (Österreich) gemäß Norm Ö B 3800/3850	Ensayos realizados fuera por TNO(Holanda) según norma NEN 6069/1977 Badania wykonane przez TNO (Holandia) wedlug norm NEN 6069/1977 - -
	Brandwerend Anti-feu Fire-proof Feuerhemmend	Resistente al fuego Ognioodporne -
E N E I 60 E N E I 30	Testen uitgevoerd volgens norm EN 1634-1(deuren) en EN 1364-1 (beglaasde wanden) Essais effectués par conformément la norme EN 1634-1(portes) et EN 1364-1(parois vitrés) Tests carried out according to standard EN 1634-1(doors) EN 1364-1(glazed partitioning) Prüfungen gemäß Norm EN 1634-1(Türen) und EN 1364-1(verglaste Wände)	Ensayos realizados según norma 1634-1/ EN 1364-1 - Badania wykonane wedlug normy 1634-1 / EN 1364-1 -
	Toebehoren brandwerend Accessoires anti-feu Fire-proof accessories Feuerhemmender Zubehör	Accessorios resistente al fuego Akcesoria ognioodporne -
	Gelaagd glas Verre feuilleté Laminated glass Verbundglas	Vidrio Laminado Szyba laminiowana -
	Glas Verre Glass Glas	Vidrio Szyba -
	Handleiding Manuel Manual Gebrauchsanweisung	Manual Instrukcja -
	Alleen voor CS 59 Seulement pour CS 59 Only for CS 59 Nur für CS 59	Solo para CS 59 Tylko do CS 59 -
	Alleen voor CS 68 Seulement pour CS 68 Only for CS 68 Nur für CS 68	Solo para CS 68 Tylko do CS 68 -
	Pershoekverbinding Equerre à sertir Crimp corner cleat Presseckverbinder	Escuadra de ensamblar Naroznik zaciskany Squadrette a cianfrinare
	Hoekverbinding met schroefhoek (*) enkel voor klembaar beslag Equerre à blocage (*) seulement pour accessoires encastrables Corner cleat with screw (*) only for clamping accessories Eckverbinder mit Spannschraube (*) nur für klemmbaren Beschlag	Escuadra de atornillar (*) solo para accesorios apretables Naroznik skrecany (*) tylko dla akcesoriow zatrzaskiwanych Squadrette ad avvitare (*) solo per accessori a scatto
	T-verbinding met schroef Jonction-T avec vis T-bracket with screw T-Verbinder mit Schraube	Tope de union con tornillo Lacznik teowy skrecany Giunti con viti
	T-verbinding met schroef voor buitendraaiend raam Jonction-T avec vis pour fenêtre ouvrant vers l'ext. T-bracket with screw outside opening window T-Verbinder mit Schraube aussen öffnendes Fenster	Tope Unión con tornillo apertura exterior Lacznik teowy skrecany do okien otwieranych na zewnatrz - -
	Vulhoek Equerre de remplissage Corner support Fülleckwinkel	Escuadra de relleno Wspornik narozny Supporto d'angolo
	Steunhoek Cale de feuillure Rebate support Glasanschlagwinkel	Escuadra de alineamiento Katowy naroznik Squadrette di allineamento
	Verstelbare schroefhoek Equerre à visser réglable Adjustable screw corner cleat Verstellbarer Schraubeckwinkel	Escuadra de atornillar regulable Katowy naroznik skrecany Squadrette ad avvitare regolabili
	Steunhoeken verstelbaar Cales de feuillure réglables Rebate supports adjustable Verstellbare Eckwinkel Glasanschlag	Escuadra de alineamiento regulable Katowy naroznik nastawny Squadretta di allineamento regolabile
	Hoekverbinding met nagel Equerre avec cheville Corner cleat with drive pin Eckverbinder mit Stift	Escuadra con clavia Lacznik narozny sworzniowy -
	T-verbinding met nagel Jonction-T avec cheville T-bracket with drive pin T-Verbinder mit Stift	Tope de union con clavia Lacznik teowy sworzniowy -
	T-verbinding met nagel voor buitendraaiend raam Jonction-T avec cheville pour fenêtre ouvrant vers l'ext. T-bracket with drive pin outward opening window T-Verbinder mit Stift nach aussen öffnendes Fenster	Tope unión con clavia apertura exterior Lacznik teowy sworzniowy do okien otwieranych na zewnatrz - -
	Verstelbare T-verbinding Jonction-T réglable Adjustable T-bracket Verstellbarer T-Verbinder	Union T regulable Lacznik teowy nastawny Giunti a T regolabili
	Kruisverbindingen Jonctions transversales Cross connections Kreuzverbindungen	Uniones transversales Polaczenie krzyzowe -
	Kruisverbinding met schroef Jonction transversale avec vis Cross connection with screw Kreuzverbindung mit Schraube	Union transversal con tornillo Polaczenie krzyzowe skrecane -
	Bevestiging drager Fixation chevon Fixation rafter Beferstigung Dachsparren	Fijacion mainel Mocowanie krokwi -
	Alleen voor CS 77 Seulement pour CS 77 Only for CS 77 Nur für CS 77	Solo para CS 77 Tylko do CS 77 -

D0071481

CS 77

SYMBOLENLIJST
LISTE DES SYMBOLES
LIST OF SYMBOLS
ZEICHENERKLAERUNG

	Eénpuntsluiting Fermeture à 1 point 1-Point lock Einfachverriegelung	Cerradura de 1 punto Zamek 1-punktowy Serratura a 1 punto di chiusura
	Eénpuntsluiting met dagschieter Fermeture à 1 point à pêne 1-Point lock with latch Einfachverriegelung mit Falle	Cerradura 1 punto golpe Zamek 1-punktowy Serratura a 1 punto di chiusura con fermo
	Eénpuntsluiting met rol Fermeture à 1 points à rouleau 1-Point lock with roller Einfachverriegelung mit Rolle	Cerradura de 1 punto con rodillo Zamek 1-punktowy z barylka Serratura a 1 punto di chiusura con rullino
	Haakslot Serrure à crochet Hook lock Hakenschloss	Cerradura gancho Zamek hakowy -
	Tweepuntsluiting Fermeture à 2 points 2-Point lock 2-Fachverriegelung	Cerradura de 2 puntos Zamek 2-punktowy Serratura a 2 punti di chiusura
	Driepuntsluiting Fermeture à 3 points 3-Point lock Dreifachverriegelung	Cerradura de 3 puntos Zamek 3-punktowy Serratura a 3 punti di chiusura
	Driepuntsluiting met rol Fermeture à 3 points à rouleau 3-Point lock with roller Dreifachverriegelung mit Rolle	Cerradura de 3 puntos con rodillo Zamek 3-punktowy z barylka Serratura a 3 punti di chiusura con rullino
	Vierpuntsluiting Fermeture à 4 points 4-Point lock 4-Fachverriegelung	Cerradura de 4 puntos Zamek 4-punktowy Serratura a 4 punti di chiusura
	Vijfpuntsluiting Fermeture à 5 points 5-Point lock Fünffachverriegelung	Cerradura de 5 puntos Zamek 5-punktowy Serratura a 5 punti di chiusura
	Vijfpuntsluiting met rol Fermeture à 5 points à rouleau 5-Point lock with roller Fünffachverriegelung mit Rolle	Cerradura de 5 puntos con rodillo Zamek 5-punktowy z barylka Serratura a 5 punti di chiusura con rullino
	Zespuntsluiting Fermeture à 6 points 6-Point lock 6-Fachverriegelung	Cerradura de 6 puntos Zamek 6-punktowy Serratura a 6 punti di chiusura
	Zevenpuntsluiting Fermeture à 7 points 7-Point lock Siebenfachverriegelung	Cerradura de 7 puntos Zamek 7-punktowy Serratura a 7 punti di chiusura
	Espagnoletslot Fermeture espagnolette Espagnolette Lock Treibriegelverschluss	Cierre ventana Zamek drzwiowy do blokady pionowej Serratura a spagnoletta
	Cilinders Cylindres Cylinders Zylinder	Bombines Cylindry Cilindri
	Cilinderplaten Ecussons Cylinder covers Pz-Rosette	Escudos bombin Oslona wkladki bebenkowej Copertura cilindri
	Slotpaden Gâches Receivers Schliessbleche	Gancho Gniazdo rygla zamka Riscontri
	Deursluiters Ferme-porte Door closer Türschliesser	Cierrapuertas Samozamykacz drzwiowy Chiusura porta

	Elektrische deuropener Gâche pour serrure électrique Electric door opener Elektrischer Türöffner	Portero automatico Elektorygiel Apertura porta elettrica
	Deurgrendels en kantschuiven Verrous de condamnation portes Flush and door bolts Kantriegel und Türriegel	Pasadores puerta Rygle biernych skrzydel drzwiowych Catenacciolo chiusura centrale
	Geen elektrische spanning bij gesloten deur En cas de porte fermé pas des tension électrique No electric tension in case of closed door Keine elektrische Spannung bei geschlossen Tür	Sin tensión eléctrica en caso de que la puerta esté cerrada Brak elektrycznego napiecia w przypadku zamknietych drzwi - -
	Raampompen Crémones Window handles Handhebel	Cremona Klamka okienna Cremonese
	Deurkrukken Béquilles Door handles Türdrücker	Manubrios Klamka drzwiowa Maniglie
	Sluitingen dubbele deur Serrures pour porte double Locks for double door Türtreibriegel	Cerradura puerta doble Blokada drzwi dwuskrzydlowych Serratura porta a 2 ante
	Raampomp naar buiten draaiend raam Crémone fenêtre ouvrant vers l'extérieur Handle outward opening window Handhebel nach aussen öffnendes Fenster	Cremona ventana apertura exterior Klamka okna otwieranego na zewnatrz - -
	Raamscharnieren Paumelles pour fenêtres Window hinges Fensterbänder	Bisagras ventana Zawias okienny Cerniere
	Deurscharnieren 2-delig Paumelles porte 2-partite Door hinges 2-part Türbänder 2-teilig	Pernio puerta 2 palas Zawias drzwiowy 2-czesciowy Cerniera 2 ali
	Deurscharnieren 3-delig Paumelles porte 3-partite Door hinges 3-part Türbänder 3-teilig	Pernio puerta 3 palas Zawias drzwiowy 3-czesciowy Cerniera 3 ali
	Afstandsbussen Pièces de distance Set of distance bushes Distanzbuchsen	Piezas distanciadoras Tuleje dystansowe Set distanzialli spazzolino
	Geen afstandsbussen nodig Pas de pièces de distance No distance bushes needed Keine Distanzbuchse	No necesario piezas distanciadoras Brak koniecznosci stosowania tuleji dystansowych -
	Inbraakwerende kogel Bille anti-vol Anti-burglar ball Einbruchhemmende Kugel	Bola proteccion antirobbo Kulka antywlamaniowa -
	Dieveklauw Pene anti-degondage Anti-lift pin Sicherheitsbolzen	Perno antielevador Bolec antywywazeniowy -
	Kozijndorpelveer Pivot de frein aerien Overhead closer Obentürschliesser	Muelle aereo Samozamykacz gorny -
	Vloerveer Pivot de frein au sol Floor closer Bodentürschliesser	Muelle pavimento puerta Samozamykacz podlogowy -

D0071482

CS 77

SYMBOLENLIJST
LISTE DES SYMBOLES
LIST OF SYMBOLS
ZEICHENERKLAERUNG

REYNAERS aluminium

	Eindstuk deurvleugel Pièce finale ouvr. porte End piece door vent Endkappe Türflügel	Tapeta hoja puerta Koncowka do skrzydla drzwiowego Terminale anta
	Eindstukken bodemprofiel Pièces finales profilé de seuil End pieces floor profile Endkappe Schwelle	Piezas terminales perfil suelo Koncowki profilu podlogowego Terminale soglia
	Eindstukken Z-T deur Bouchon profilé porte Z-T End pieces Z-T door Endkappe Z-T Tür	Tapetas puerta Z-T Element koncowy Z-T drzwi Terminale profili porte Z e T
	Afdichtingen dorpels Profilés latéral pour bavettes Sill end pieces Endstück für Wetterschenkel	Tapetas condensacion Koncowki do profili podokiennych Coprifilo terminale
	Glassteunen Supports cale de vitrage Glazing supports Klotzbrücken	Soportes vidrio Podporka pod przeszklenie Supporti per vetro
	Afdekkap voor waterafvoersleuven Capuchon écoulement d'eau Weep hole cover Abdeckkappe Entwässerung	Deflector aire Maskownica otworu drenazowego Paratempesta
	Eindstukken stolpprofielen Bouchons double ouvrant End parts double casement profile Endkappe Stulpprofil	Tapetas perfil doble hoja Koncowka profilu ruchomego slupka Parte finale di un profilo ad inversione
	Koppelstuk Piece de raccordement Connection piece Kupplungsstueck	Pieza de union Element Laczacy -
	Eindstukken voor stolpprofielen Bouchons pièce finale pour profilé double ouvrant End parts for double casement profiles Endkappen für Stulpprofile	Tapeta perfil doble hoja Koncowka profilu ruchomego slupka -
	Afdichting goot Fermeture gouttière End piece gutter Endkappe Rinne	Tapetas canal Koncowka rynny -
	Eindstuk Piece finale End piece Endkappe	Terminal Koncowka Terminale
	Stootplaat Arrêt vitrage toiture Glass panel stop Endstück Verglasung	Tope del panel de vidrio Ogranicznik wypelnienia -
	Veranda type 1 Veranda type 1 Veranda type 1 Veranda Typ 1	Veranda tipo 1 Weranda typu 1 -
	Paniekdeur Porte de panique Panic door Paniktür	Puenta antipánico Drzwi antypaniczne -
	Diversen Divers Miscellaneous Diverse	Diversos Elementy uzupelniajace Varie
	Klemstuk Clip Clip Federklemme	Clip Uchwyt Clip
	Nokbevestiging Fixation de la faîtière Fixation of the ridge Firstanschluss	Fijacion del resalte Element mocujacy kalenicowy -
	Binnenbeglazingsdichting Joint à bourrer Inner glazing gasket Innenverglasungsdichtung	Junta de acristalado interior Uszczelka przyszybowa wewnetrzna Guarnizione del vetro interna
	Buitenbeglazingsdichting Joint de vitrage extérieur Outer glazing gasket Aussenverglasungsdichtung	Junta de acristalado exterior Uszczelka przyszybowa zewnetrzna Guarnizione del vetro esterna
	Buitenbeglazingsdichting Joint de vitrage extérieur Outer glazing gasket Aussenverglasungsdichtung	Junta de acristalado exterior Uszczelka przyszybowa zewnetrzna Guarnizione del vetro esterna
	Akoestische dichting Joint acoustique Acoustical seal gasket Flügelaufschlagdichtung	Junta acustica Uszczelka akustyczna Guarnizione di isolamento acustico
	Middendichtingen Joints centraux Central gaskets Mitteldichtungen	Junta central Uszczelka centralna Guarnizione centrale
	Aanslagdichting Joint de butée Butt strip Anschlagdichtung	Junta tope Uszczelka Guarnizione di battuta
	Dilatatiedichtingen Joints de dilatation Expansion gaskets Dehnungsdichtungen	Junta de dilatacion Uszczelka dylatacyjna Guarnizione di espansione
	Dichting Joint Gasket Dichtung	Junta Uszczelka Guarnizione
	Dichting Joint Gasket Dichtung	Junta Uszczelka Guarnizione
	Afdichtingsstuk Pièce d'étanchéité Sealing piece Abdichtung	Pieza de sellado Element uszczelniajacy Sigillante
	Opzwellende Dichting Joint Gonflant Swelling Gasket Schwellende Dichtung	Junta veranda Uszczelka do werandy -
	Dichting veranda Joint véranda Gasket veranda Dichtung Wintergarten	Junta veranda Uszczelka do werandy -
	Borsteldichtingen Joints brosse Brushes Bürstendichtungen	Cepillos Szczotki Spazzole
	Isolerend vulstuk Pièce de remplissage isolante Insulating filling piece Isolierendes Füllstück	Pieza de relleno aislante Wkladka izolacyjna -
	Einddichting Joint d'assemblage End gasket Enddichtung	Junta Uszczelka koncowa Guarnizione
	Isolatie Isolant Insulation Isolation	Aislamiento Izolacyja -
	Brievenkleppen Entrées de courrier Letter boxes Briefeinwurf	Buzones Skrzynka na listy -
	Automatische deurdichtingen Fermetures automatiques Automatic door latches Automatische Türdichtungen	Cierrapuertas automaticos Drzwiowa automat. opadajaca listwa Dispositivo di chiusura soglia
	Variant Variante Variant Variante	Variante Wariant Variante

D0071483

CS 77

SYMBOLENLIJST
LISTE DES SYMBOLES
LIST OF SYMBOLS
ZEICHENERKLAERUNG

REYNAERS aluminium

	Stolp-kipraam Fenêtre double ouvr.-batt. Double casem.-tilt window Stulpfenster D/DK	Ventana abatible doble hoja Okno rozwierano-uchylne dwuskrzydlowe Finestra a 2 ante ribalta
	Draaikip Oscillo-battant Turn and tilt Drehkipp	Oscilobatiente Okno rozwierno-uchylne Anta ribalta
	Kipdraai Battantes-ouvrantes Tilt and turn Kippdreh	Batiente oscilante Okno uchylno-rozwierane Anta ribalta inversa
	Draairaam Fenêtre ouvrante Side-hung window Drehfenster	Ventana practicable Okno rozwierane Battente
	Stolpraam Fenêtre double ouvrant Double casement window Stulp-Flügel Fenster	Ventana doble hoja Okno rozwierane wuskrzydlowe Finestra a 2 ante
	Valraam Fenêtre à soufflet Bottom hung window Kipp-Fenster	Ventana abatible Okno uchylne Wasistas
	Afstandbedieningen valraam Commandes à distance pour fenêtre à soufflet Remote control for fanlight window Oberlichtbeschlag für Kipp-Flügel	Funcionamiento a distancia para ventana de techo Mechanizm do dystansowego uchylania okien -

	Buitendraaiend raam Fenêtre ouvrant vers l'extérieur Outside opening window Nach aussen öffnendes Fenster	Ventana apertura exterior Okno otwierane na zewnatrz Finestra ad apertura esterna
	Uitzetzakraam Châssis à l'Italienne Top-hung window Senk-Klappfenster	Ventana proyectante con compas Okno wychylne na zewnatrz Sporgere con frizioni
	Tuimel- en taatsraam Châssis pivotant Pivot window Schwingflügel	Ventana pivotante Okno obrotowe -
	Vouwdeur (MP) Porte pliante (MP) Folding door (MP) Falttür (MP)	Puerta plegable (MP) Drzwi harmonijkowe (MP) -
	Schuifkip (TF) Coulissant-tombant (TF) Slide and tilt (TF) Schiebekipptür (TF)	Paralela Uchylno-przesuwny -
	Schuifraam Fenêtre coulissante Sliding window Schiebefenster	Ventana corredera Okno przesuwne -
	Parallel opengaand raam Fenêtre ouvrant parallele Parallel opening window Parallelausstellfenster	Ventana proyectante paralela Okno rownolegle wysuwane na zewnatrz Sporgere parallelo
	Kipraam Fenêtre battante Tilt window Kippfenster	Oscilo Okno uchylne -
	Dubbele deur buitendraaiend Porte double ouvrant vers l'ext. Double door outward opening Zweiflügelige Tür aussen öffnend	Puerta doble apertura exterior Drzwi dwuskrzydlowe otw. na zew. -
	Deur binnendraaiend Porte ouvrant vers l'int. Door inward opening Tür nach innen öffnend	Puerta apertura interior Drzwi otw. do wewnatrz Porta apertura interna
	Deur buitendraaiend Porte ouvrant vers l'ext. Door outward opening Tür aussen öffnend	Puerta apertura exterior Drzwi otw. na zewnatrz Porta apertura esterna

	DRAAISCHUIFRAAM OUVRANT PROJETANT SIDE-HUNG WINDOW WITH FRICTION STAYS DREHSCHIEBEFENSTER	
	Verankeringen Ancrages Fixing lugs Verankerungen	Anclajes Kotwy Ancoraggio
	Sluitpennen en sluitstukken Rouleaux et gâches Lock pins and lock plates Schliessrollen und Schliessstücke	Bulones y cerraderos Plytka i kolek ryglujacy -
	Goot Gouttière Gutter Rinne	Canal Rynna -
	Dakvenster Tabatière Attic window Dachfenster	Ventana de techo Okno dachowe Lucernario
	Kunststof dakbedekking Toiture synthétique Synthetic roofing Kunststoff Dachdeckung	Cubierta en material sintetico Wypelnienie poliweglanem na dachy -
	Zelfklevende dubbelzijdige tape Bande autocollante 2 faces Self-adhesive double sided tape Selbstklebendes beidseitiges Band	Cinta autoadhesiva de dos caras -
	Domotica Domotique Domotics Domotik	Domótica Domotica -
	Profielen met hoge isolatiewaarde Profilés avec valeur d'isolation élevée Profiles with high insulation value Profile mit höhen Isolationswert	Perfiles alto aislamiento térmico Profile o wysokiej izolacyjnosci termicznej -
	Wielen Galets Rollers Laufwagen	Ruletas Wozki Carrelli
	Regeltringels Tringles de réglage Adjustment rods Regulierstange	Varilla de ajuste Listwy regulacyjne -
	Geleidingsplaat Guide Guide plate Führung	Placa guia Element naprowadzajacy -

D0071484

CS 77

SYMBOLENLIJST
LISTE DES SYMBOLES
LIST OF SYMBOLS
ZEICHENERKLAERUNG

REYNAERS aluminium

	Gereedschap Outillage Tool Werkzeug	Util Narzedzie Utensile
	Gereedschappen en machines voor ontwatering van kader Outillage et machinerie pour drainage dormant Tools and machinery for draining outer frame Werkzeuge und Maschinen für Entwässerung Blendrahmen	Utiles y maquinaria para el drenaje del marco Narzedzia i maszyny do drenazy oscieznic Utensili e macchinari per il drenaggio del telaio
	Gereedschappen en machines voor ontwatering van vleugel Outillage et machinerie pour drainage ouvrant Tools and machinery for draining vent Werkzeuge und Maschinen für Entwässerung Flügel	Utiles y maquinaria para el drenaje de la hoja Narzedzia i maszyny do drenazy skrzydel Utensili e macchinari per il drenaggio dell'anta
	Gereedschappen en machines voor T-verbinding Outillage et machinerie pour jonction-T Tools and machinery for T-brackets Werkzeuge und Maschinen für T-Verbinder	Utiles y maquinaria para topes de unión Narzedzia i maszyny do polaczen teowych Utensili e macchinari per i giunti
	Gereedschappen en machines voor krukuitsparing Outillage et machinerie pour fermeture Tools and machinery for closure Werkzeuge und Maschinen für Beschläge	Utiles y maquinaria para el cierre Narzedzia i maszyny do zamkniec Utensili e macchinari per le chiusure
	Multifunctionele matrijs Matrice multifonctionnelle Multifunctional punch tool Mehrzweckstanzwerkzeug	Matriz multifuncional Wykrojnik wielofunkcyjny Punzonatrice multifunzionale
	Geleide matrijs Matrice guidée Punch tool Stanzwerkzeug	Matriz Wykrojnik Punzonatrice
	Handmatig gereedschap Outillage manuel Manual tools Handwerkzeuge	Util manual Narzedzie reczne Dime
	Freessjabloon Calibre de fraisage Stencil plate for milling head Fräseschablone	Plantilla para copiadora Szablon do frezarki Maschera per fresa
	Enkelkopse freesmachine Frais. à copier à une broche Copy router 1 spindle Einspindel-Kopierfräse	Copiadora de un cabezal Frezarka z jedna glowica Fresa di copia a 1 mandrino
	Frees- en boormachine Fraiseuse et foreuse Router and drilling machine Fräse- und Bohrgerät	Copiadora taladradora Frezarka z wiertarka Trapano e fresa
	Hydropneumatische pers Presse hydropneumatique Hydropneumatic press Hydropneumatische Presse	Prensa neumática Prasa hydropneumatyczna -
	Zaagmachine Tronçonneuse Sawing machine Kreissäge	Maquina de corte Pila do ciec przestrzennych Macchina per taglio
	Hoekenpers Sertisseuse Crimper Eckverbindungsmaschine	Ensambladora Zaciskarka narozy Cianfrinatrice
	Handmatrijs Matrice manuelle Manual punch tool Handstanzwerkzeug	Prensa manual Wykrojnik reczny Punzonatrice manuale
	Gereedschap voor lijminjectie Outillage pour encollage Tool for injection Werkzeug fuer Klebeinjektion	Util para inyeccion Narzedzie do wtrysku kleju Utensile scarico per colla
	Gereedschap voor krukken Outillage pour cremones Tool for handles Werkzeug fuer Handhebel	Util para manetas Narzedzie do klamek Utensile per maniglie
	Gereedschap voor sluitlatten Outillage pour tringles Tool for linkbars Werkzeug fuer Schubstange	Util para barras union Narzedzie do listew sterujacych okuciami Utensile per barre di collegamento
	Gereedschap voor T-verbindingen Outillage pour connections-T Tool for T-connections Werkzeug fuer T-Verbindungen	Util para topes de union Narzedzie do polaczen Teowych Utensile per travesi
	Klemblokken Blocs de serrage Clamping blocks Spannbacken	Bloques de presión Bloki zaciskowe Blocchetti di supporto
	Gereedschap voor ontwatering buitenkaders Outillage pour drainage dormants Tool for drainage outer frames Werkzeug fuer Entwaesserung Blendrahmen	Util drenaje marco Narzedzie do drenazy oscieznic Utensile per drenaggio telaio
	Gereedschap voor hoekverbinding Outillage pour connection d'equerre Tool for corner connection Werkzeug fuer Eckverbindung	Util union esquina Narzedzie do polaczen narozynych Utensile per connessioni d'angolo
	Gereedschap voor montage Outillage pour montage Tool for assembly Werkzeug für Montage	Util para colocacion Narzedzie do montazu -
	Gereedschap voor deursluiter Outillage pour fermeture porte Tool for door closer Werkzeug für Türschliesser	Util para cierrapuertas Narzedzie do samozamykacza drzwiowego -
	Gereedschap voor scharnieren Outillage pour charnieres Tool for hinges Werkzeug für Bänder	Util para bisagras Narzedzie do zawiasy -
	Gereedschap voor sloten Outillage pour fermetures Tool for locks Werkzeug für Schlösser	Util para cerraduras Narzedzie do zamka -
	Gereedschap voor wisselprofielen Outillage pour chicanes Tool for sections Werkzeug für Wechselprofile	Util para encuentros centrales Narzedzie do przekrojow -
	Gereedschap voor beglazing Outillage pour vitrage Tool for glazing Werkzeug für Verglasung	Util para acristalamiento Narzedzie do przeszklen -
	Gereedschap voor diverse toepassingen Outillage pour applications divers Tool for miscellaneous applications Werkzeug für diverse Anwendungen	Utiles para varias aplicaciones Narzedzie do montazu elementow uzupelniajacych -

D0071485

CS 77

SYMBOLENLIJST
LISTE DES SYMBOLES
LIST OF SYMBOLS
ZEICHENERKLAERUNG

REYNAERS aluminium

	Gereedschap voor dichtingen Outillage pour joints Tool for gaskets Werkzeug für Dichtungen	Util para juntas Narzedzie do uszczelki -
	Gereedschap voor bevestiging wielen Outillage pour fixation des roulettes Tool for fixation rollers Werkzeug für Befestigung Laufräder	Util para fijación de ruletas Narzedzie do montazu wozkow -
	Gereedschap voor ontwatering vleugels Outillage pour drainage ouvrants Tool for drainage vents Werkzeug für Entwässerung Flügel	Util para drenaje hoja Narzedzie do drenazu skrzydla -
	Uitfrezing voor inbouw bovenspeun in kozijn Fraisage pour encastrement gond supérieur dans la fenêtre Milling for building in upper pivot in window Ausfräsung für Einbau eines oberen Lagers im Rahmen	Fresado para pivotante en marco superior Frez do montazu gornego sworznia w oknie - -
	Uitfrezing voor inbouw vloerspeun in vleugel Fraisage pour encastrement gond inférieur dans l'ouvrant Milling for building in floor pivot in vent Ausfräsung für Einbau eines Bodenlagers im Flügel	Fresado para pivotante en hoja inferior Frez do montazu dolnego sworznia w skrzydle - -
	Uitfrezing voor inbouw bovenspeun in vleugel Fraisage pour encastrement gond supérieur dans l'ouvrant Milling for building in upper pivot in vent Ausfräsung für Einbau eines oberen Lagers im Flügel	Fresado para pivotante en hoja superior Frez do montazu gornego sworznia w skrzydle - -
	Monteertafel Table de montage Assembly bench Montagetisch	Banco de montaje Stol montazowy -
	Elektrische aansluiting Fixation électrique Electric connection Elektrisches Anschluss	Conexión eléctrica Polaczenie elektryczne -
	Compressor Compresseur Compressor Kompressor	Compresor Kompresor -
	Kogel Dr. Hahn Bille Dr. Hahn Ball Dr. Hahn Kugel Dr. Hahn	Bola Dr. Hahn Kulka Dr. Hahn -
	Mechanische aansluiting Fixation mecanique Mechanical connection Mechanischer Anschluss	Conexión mecánica Polaczenie mechaniczne -
	Pneumatische aandrijving Propulsion pneumatic Pneumatic drive Pneumatische Antrieb	Destornillador neumatico Pneumatyczny naped -
	Ponsunit Unité d'étamper Punch unit Stanzeinheit	Punzon Wykrojnik -
	Land Pays Country Land	Pais Kraj -
	Min. profiellengte Longueur min. de profilé Min. length of profile Min. Profillänge	Longitud mínima del perfil Minimalna dlugosc profilu -
	Max. profiellengte Longueur max. de profilé Max. length of profile Max. Profillänge	Longitud máxima del perfil Maksymalna dlugosc profilu -
	Max. profielhoogte Hauteur max. de profilé Max. height of profiles Max. Profilhöhe	Altura máxima del perfil Maksymalna wysokosc profilu -
	Max. horizontale beweging Movement max. horizontale Max. horizontal movement Max. horizontale Versetzung	Movimiento horizontal máximo Maksymalny ruch poziomy -
	Horizontaal hoekbereik Intervalle d'équerre horizontale Horizontal corner range Eckbereich Horizontal	Rango de corte a inglete horizontal Zakres katow poziomych -
	Verticaal hoekbereik Intervalle d'équerre verticale Vertical corner range Eckbereich Vertikal	Rango de corte a inglete vertical Zakres katow pionowych XXX
	Motor Moteur Motor Antrieb	Motor Silownik napedowy -
	Gewicht Poids Weight Gewicht	Pesos Ciezar -
	Max. toerental Vitesse d'axe max. Max. spindle speed Max. Drehzahl	Velocidad de sierra Maksymalna predkosc obrotowa -

D0071486

SYMBOLENLIJST
LISTE DES SYMBOLES
LIST OF SYMBOLS
ZEICHENERKLAERUNG

B

REYNAERS
aluminium

Algemene informatie systemen

Généralités séries

General Information System

Allgemeine Information System

VERWERKINGSVOORSCHRIFTEN

I ALGEMEEN

Zie catalogus “1.Algemene informatie” (099.C01E.00 editie 11/2004)

II VERWERKINGSVOORSCHRIFTEN CONCEPT SYSTEM ® 77

II.1 CONSTRUCTIEVOORSCHRIFTEN

Om blijvend een perfect eindproduct te garanderen, dienen tijdens de verwerking bepaalde regels in acht genomen te worden.

II.1.1 Verspanende bewerkingen

Onder verspanende bewerkingen wordt verstaan: alle mechanische bewerkingen zoals zagen, frezen, boren, ponsen en knippen. Voor gelakte profielen is het essentieel dat de laklagen aan de randen niet loskomen tijdens deze bewerkingen. Het is daarom van groot belang voor de kwaliteit van de verbindingen dat:
- het verspanende gereedschap geschikt en voldoende scherp is;
- de machines goed afgeregeld zijn (bv. toerental);
- een regelmatige controle van het gereedschap gebeurt;
- het verspanende gereedschap correct en voldoende gesmeerd wordt:
  smeerstick (art. nr. 086.9191.--) voor zaagbladen
  snijmiddel (art. nr. 086.9175.--) voor ponsgereedschap
  of de door de machineleveranciers voorgeschreven koel- en smeermiddelen;
- de gepaste klemblokken worden gebruikt; (*zie montagetekening “klemblokken zaagmachine”)*
- de aan- en afvoertafel vrij zijn van spanen en verontreinigingen;
- eventuele koeling gebeurt met chemisch neutrale producten die de oppervlaktebehandeling niet aantasten.

Positie/klemming van de profielen tijdens het zagen:
De positie van de profielen op de zaagtafel tijdens het verzagen is zeer belangrijk en is de basis om perfecte verstekken te bekomen na montage van raam of deur.
De grootste druk moet steeds op de «referentiezijde» van de profielen uitgeoefend worden.
De «referentiezijde» moet perfect horizontaal of verticaal op de zaagtafel geplaatst worden.
De klemblokken moeten gebruikt worden:
a. om te vermijden dat speling op de profielen de kwaliteit van het verstek zou beïnvloeden;
b. om te vermijden dat de profielen zouden kantelen op de tafel.

Referentiezijde -> 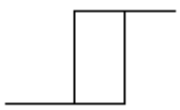 <- Referentiezijde

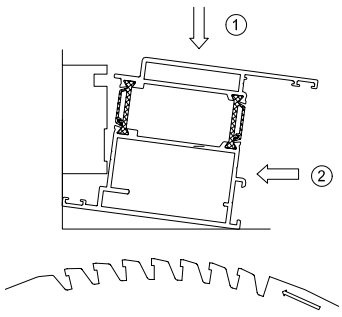

FOUTIEVE KLEMMING

FOUT: De hoofdklemming drukt op de zichtkant van het te verzagen profiel en het profiel kantelt.
GEVOLG: Scheve zaagsnede - de buitenzijde is korter dan de binnenzijde.

RESULTAAT: Bij het persen van de hoeken is het verstek aan de binnenzijde keurig dicht en gaapt aan de buitenzijde.
JUISTE KLEMMING

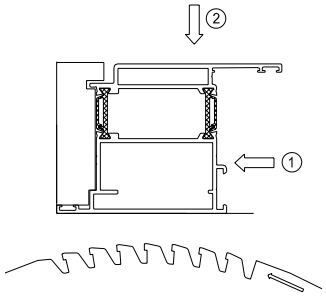

De hoofdklemming drukt op de sponningzijde. De zichtkant ondergaat een kleinere, secundaire druk.

Het profiel heeft niet de neiging te kantelen of te vervormen tijdens het zagen, en het persen van de in verstek gezaagde profielen kan probleemloos verlopen.

Opmerking:
Het verdient aanbeveling om spanen die ontstaan tijdens het zagen af te zuigen.

II.1.2 Assemblage

Wij maken de volgende onderverdeling:
1. ontwatering en uitsparingen voor het beslag;
2. T-verbindingen;
3. hoekverbindingen;
   3.a) persen
   3.b) schroeven
4. dichtingen

1.2.1 Ontwatering en uitsparingen voor het beslag

Stappen:
a. Aftekenen uitsparingen
b. Correct ponsen, boren of frezen
c. Beschermen van de bewerkte vlakken door:
- ontbramen (indien noodzakelijk);
- verwijderen van stof en zaagresten op de zaagsnede en in de profielkamer;
- ontvetten (Reynafinish 60 art. nr. 086.9210.--);
- aanbrengen van Reynaprotector (art. nr. 086.9209.--).

Aandachtspunten bij de ontwatering:
Eventueel binnendringend water moet vlot en gecontroleerd kunnen afgevoerd worden en de druk in de binnenkamers moet gelijk blijven aan die van de buitenlucht.
- Bij elk raam worden er ontwateringopeningen voorzien met een maximale afstand tot de hoek van 250 mm (voor specifieke ontwatering: *zie montagetekeningen "ontwatering"*):
2 openingen tot raambreedte van 1000 mm
3 openingen tot raambreedte van 1500 mm
enz... opgaand per 500 mm.
Per raamvak dienen min 2 ontwateringopeningen voorzien te worden!
- Steeds op het laagste punt van de glassponning afwateren
- De minimale oppervlakte van deze ontwateringopeningen bedraagt 50 mm^2 per opening, hetzij een ronde opening van minimum 8 mm diameter, hetzij langwerpige openingen van minimaal 5 mm bij 15 mm.
- Ontwateringsgaten die aan de buitenzijde van het raam zichtbaar zijn, worden afgedekt met kunststofkapjes.
- Alle raamtypes moeten voorzien zijn van een ontwateringssyteem in de onderregels en/of de horizontale T-profielen.

- Bij elk raam worden er ontluchtingsopeningen voorzien (*zie montagetekening "decompressie"*). De functie hiervan is de drukegalisatie rond de beglazing te waarborgen.
- Bij een vast raam wordt boven aan de buitenbeglazingsdichting onderbroken voor 50 mm.
- Bij een opengaand raam wordt aan de zijkant bovenaan van de vleugel wordt steeds minstens 1 opening van minimum 5 mm geboord.

1.2.2 T-verbindingen

Stappen *(zie montagetekening "T-verbinding")*:
a. Correct zagen T-profiel
b. Aanbrengen gaten T-verbinder (∅ 7mm: binnenschaal; ∅ 3.5mm: buitenschaal)
c. Uitravelen T-profiel (hoogte **25** mm)
d. Beschermen van de zaagsnedes en bewerkte vlakken door:
- ontbramen (indien noodzakelijk);
- verwijderen van stof en zaagresten op de zaagsnede en in de profielkamer;
- ontvetten (Reynafinish 60 art.nr. 086.9210.--);
- aanbrengen van Reynaprotector (art.nr. 086.9209.--).

e. Afdichten van T-profiel door aanbrengen van een neutraal, elastisch dichtingsmiddel:
- op de zaagsnedes;
- op de bevestigingsgaten.

f. Afdichten van zone onder T-profiel op het kaderprofiel, door plaatsen van afdichtingselementen of aanbrengen van een neutraal, elastisch dichtingsmiddel.
Deze dienen volledig waterdicht uitgevoerd te worden.
Opmerking:
Uitzonderingen hierop om drukegalisatie te bekomen bij vaste panelen zijn toegelaten op voorwaarde dat er een gecontroleerde ontwatering plaatsvindt.
g. Verbinding tot stand brengen: de T-verbinder wordt gepositioneerd op centerlijn, T-profiel wordt hierover aangebracht, T-verbinder wordt vastgeschroefd en vernageld (of 2x vernageld)
h. Aanbrengen en vastzetten van steunhoeken (*zie montagetekening "steunhoek"*)
i. De samengevoegde elementen dienen enkel aan de zichtvlakken gereinigd te worden van lijmresten en dit uitsluitend met een niet-agressief middel (Reynafinish 60 art. nr. 086.9210.--).

1.2.3 Hoekverbindingen

1.2.3.1 Persen

Stappen (*zie montagetekening "hoekverbinding pershoek"*): *optie A: lijminjectie na persen
**optie B: lijminjectie voor persen

a. Correct zagen
b. * aanbrengen van lijminjectiegaten (∅ 3.5/4mm) (*zie montagetekening "lijminjectie"*)
c. Beschermen van de zaagsnedes en bewerkte vlakken door:
- ontbramen (indien noodzakelijk);
- verwijderen van stof en zaagresten op de zaagsnede en in de profielkamer

d. **Verlijmen in profielkamer: aanbrengen van een goedgekeurd dichtingslijm (tweecomponentenlijm art. nr. 084.9080.--)
e. ontvetten (Reynafinish 60 art.nr. 086.9210.--)
f. aanbrengen van Reynaprotector (art.nr. 086.9209.--) op zaag/freessnedes.
g. Aanbrengen pershoeken en vulhoeken
h. Verbinding tot stand brengen en persen (*zie montagetekening "hoekenpers"*)
i. * lijminjectie ter hoogte van voorziene injectiegaten door middel van een goedgekeurd dichtingslijm (tweecomponentenlijm art. nr. 084.9080.--)
j. De samengevoegde elementen dienen enkel aan de zichtvlakken gereinigd te worden van lijmresten en dit uitsluitend met een niet-agressief middel (Reynafinish 60 art. nr. 086.9210.--).

1.2.3.2 Schroeven

Stappen (*zie montagetekening "hoekverbinding schroefhoek"*):
a. Correct zagen
b. Aanbrengen van schroefgaten
c. Beschermen van de zaagsnedes en bewerkte vlakken door:
- ontbramen (indien noodzakelijk);
- verwijderen van stof en zaagresten op de zaagsnede en in de profielkamer;
- ontvetten (Reynafinish 60 art.nr. 086.9210.--);
- aanbrengen van Reynaprotector (art.nr. 086.9209.--).

d. Aanbrengen schroefhoeken en vulhoeken
e. Verbinding tot stand brengen en schroeven (inbussleutel 4) en vernagelen
f. De samengevoegde elementen dienen enkel aan de zichtvlakken gereinigd te worden van lijmresten en dit uitsluitend met een niet-agressief middel (Reynafinish 60 art. nr. 086.9210.--).

1.2.3.3 Vernagelen

Stappen (*zie montagetekening "hoekverbinding schroefhoek"*):
a. Correct zagen
b. Aanbrengen van pengaten
c. Beschermen van de zaagsnedes en bewerkte vlakken door:
- ontbramen (indien noodzakelijk);
- verwijderen van stof en zaagresten op de zaagsnede en in de profielkamer;
- ontvetten (Reynafinish 60 art.nr. 086.9210.--);
- aanbrengen van Reynaprotector (art.nr. 086.9209.--).
d. Aanbrengen schroefhoeken en vulhoeken
e. Verbinding tot stand brengen en vernagelen of pennen
f. De samengevoegde elementen dienen enkel aan de zichtvlakken gereinigd te worden van lijmresten en dit uitsluitend met een niet-agressief middel (Reynafinish 60 art. nr. 086.9210.--).

1.2.4 Dichtingen

Alle dichtingsrubbers zijn van weer- en verouderingsbestendig EPDM. De verwerking ervan dient zorgvuldig te gebeuren, aangezien hiervan de dichtheid van het venster afhangt.

a. Het aanbrengen van de middendichting
Stappen: (*zie montagetekening "dichting"*)
1. Correct versnijden: het versnijden van de middendichting dient met een speciale schaar (art.nr. 090.0121.00) te gebeuren.
Benodigde overlengte (ca 10 mm per meter) dient voorzien te worden.
2. Aanbrengen dichting: de dichtingen worden aangebracht in de daarvoor voorziene groeven van de profielen. De overlengte wordt lichtjes opgestuikt om krimp op te vangen.
Moeilijkheden bij het inbrengen, kunnen opgevangen worden met siliconenspray (art.nr. 086.9551.--).
3. Verlijmen (afdichten): de verstekken dienen verlijmd te worden met vulkaniseerlijm (art.nr. 084.9103.--). Doordat de verbinding elastisch blijft, sluit de dichting ook in de hoeken perfect aan.

b. Het aanbrengen van de akoestische dichting
Stappen: (*zie montagetekening "dichting"*)
1. Correct versnijden: het versnijden van de akoestische dichting dient met een speciale schaar (art.nr. 090.0121.00) te gebeuren. Deze dichting dient recht versneden te worden en door te lopen in de hoeken (kleine insnijding in de hoeken zorgen voor een vlotte buiging).
Benodigde overlengte (ca 10 mm per meter) dient voorzien te worden.
2. Aanbrengen dichting: de dichtingen worden aangebracht in de daarvoor voorziene groeven van de profielen. De overlengte wordt lichtjes opgestuikt om krimp op te vangen.
Moeilijkheden bij het inbrengen kunnen opgevangen worden met siliconenspray (art.nr. 086.9551.--).
3. Ter hoogte van de scharnieren moet deze dichting onderbroken worden volgens de richtlijnen verderop in de catalogus ingesneden.
4. Verlijmen (afdichten): de snedes dienen verlijmd te worden met vulkaniseerlijm (art.nr. 084.9103.--).

c. Het aanbrengen van de beglazingsdichtingen
Stappen: (*zie montagetekening "dichting"*)
1. Correct versnijden: het versnijden van de beglazingsdichting dient met een speciale schaar (art.nr. 090.0121.00) te gebeuren. De dichting kan naargelang de soort profielverbinding in verstek of recht versneden worden.
Benodigde overlengte (ca 10 mm per meter) dient voorzien te worden.
2. Aanbrengen dichting: de dichtingen worden aangebracht in de daarvoor voorziene groeven van de profielen. De overlengte wordt lichtjes opgestuikt om krimp op te vangen.
Moeilijkheden bij het inbrengen kunnen opgevangen worden met siliconenspray (art.nr. 086.9551.--).
3. Verlijmen (afdichten): in de hoeken dient de beglazingsdichting verlijmd te worden met vulkaniseerlijm (art.nr. 084.9103.--). Doordat de verbinding elastisch blijft, sluit de dichting ook in de hoeken perfect aan.

II.2 MONTAGEVOORSCHRIFTEN

II.2.1 Inbouw in de ruwbouw

De bevestiging aan de ruwbouw gebeurt ofwel rechtstreeks doorheen de profielen met bijvoorbeeld schroeven en pluggen, ofwel met behulp van bevestigingsankers.
- De bevestigingen mogen niet minder dan 40 mm van de wand van de ruwbouw worden aangebracht.
- De verankering mag geenszins het draagvermogen van de aangrenzende bouwonderdelen beïnvloeden.
- Alle verankeringen, voor zover niet uit aluminium of roestvrij staal, dienen afdoende tegen corrosie te zijn beschermd en mogen zelf ook geen aantasting van het aluminium veroorzaken.
- Bij de plaatsing van de ramen worden er voldoende bevestigingen voorzien:

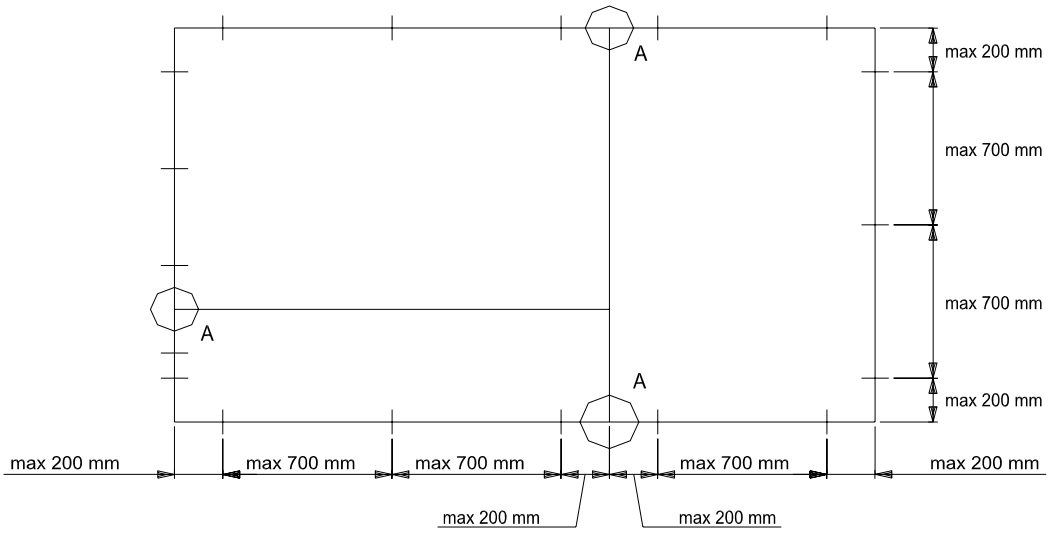

Er dienen aan alle zijden minstens 2 bevestigingen aangebracht te worden met een maximale afstand tot de hoek van 200 mm.
- De afstand van de bevestigingen onderling bedraagt maximum 700 mm.
- Op de plaatsen waar een tussenregel of tussenstijl op de zijstijl, boven- of onderregel aansluit, moet de verankering op maximum 200 mm naast de stijl- of regelaansluiting worden aangebracht (A). Hierdoor wordt bereikt dat de tussenregel en de tussenstijl een lengteverandering (ten gevolge van temperatuurverandering) zonder schade kunnen ondergaan.
- Aan te raden is de bevestigingen te positioneren ter hoogte van ieder scharnier- en sluitpunt.

Opmerking:
De verankeringen dienen dusdanig aangebracht te worden dat ze eventuele zettingen van het raam kunnen opvangen.

II.2.2 Inbouw van het beslag

Keuze van bevestigingspunten, aantal sluitpunten, aantal scharnieren, max. vleugelgewicht, max. vleugelafmetingen, toegepast vleugelprofiel e.a. dient te gebeuren volgens de richtlijnen van de systeemleverancier en de beslagfabrikant.
Glijdende en bewegende delen zijn van neutraal vet te voorzien.
Bij montage controleren of het beslag soepel en zonder hapering te bedienen is.

II.3 BEGLAZING

Al onze systemen zijn ontworpen voor beglazing met EPDM-rubbers of neutrale siliconenkit. Bij siliconenbeglazing dient een rugvulling aangebracht te worden om een correcte opening tussen het glaspaneel en het aluminiumkader te creëren. Wij raden u aan onze speciaal ontwikkelde beglazingsrubbers te gebruiken. De beglazing hiermee zal vlotter en betrouwbaar verlopen, duurzamer zijn in de tijd, en beschadigde glaspanelen zullen gemakkelijker vervangen kunnen worden.

Bij de beglazing dient rekening te worden gehouden met volgende punten:
- Door opstuiken van de rubber wordt vermeden dat er daarna openingen ontstaan in de hoeken.
- Ontwateringsgaten dienen geboord te worden om waterophoping te vermijden.
Dit is ook noodzakelijk bij siliconenbeglazing (*zie montagetekening "ontwatering"*).
- Voor het plaatsen van het glas dient rekening te worden gehouden met een speling van minimum 12 mm op het aluminiumraam (6 mm per zijde).
- De glassteunen die zich aan de onderzijde van het glaspaneel bevinden, dienen afgedicht te worden (zie tekening hieronder).

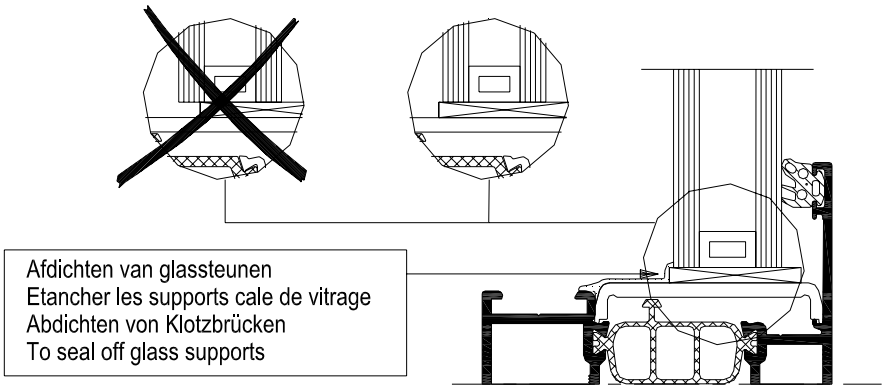

Bevestiging van de beglazing
Geen enkel glaspaneel mag rechtstreeks in contact komen met aluminium zonder tussenplaatsing van beglazingsblokjes en een rubberdichting.
Door het opspieën van het glas vermijdt men niet enkel dit contact, maar wordt eveneens een juiste plaatsing in de ramen bekomen en het eigen gewicht van het glas wordt op de juiste wijze overgebracht naar de scharnieren (of wielen) teneinde een eventuele vervorming van de raamvleugel te voorkomen.

Om het vastzetten te vereenvoudigen, beschikken wij over glassteunen die gebruikt worden om de bodem van de sponning te effenen. Hierop kan men dan rechthoekige beglazingsblokjes plaatsen.

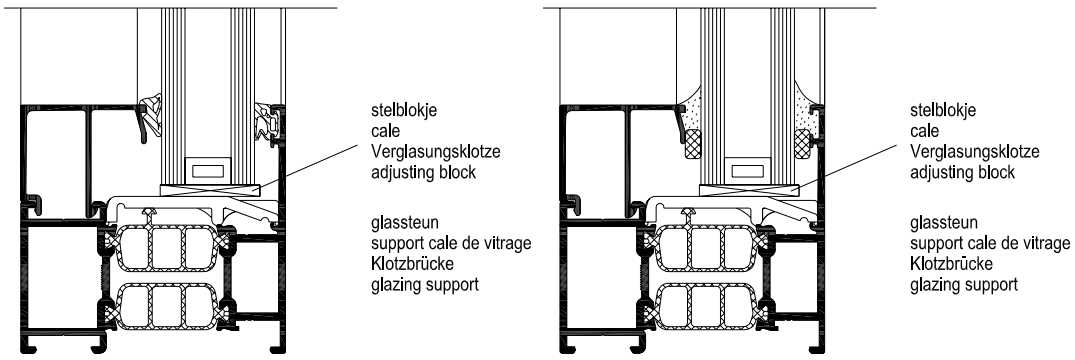

Het aantal en de plaats van de beglazingsblokjes wordt bepaald door de norm STS 38.
Een overzicht:

In de beglazingsblokjes onderscheiden wij 2 types:

Steunblokjes

Stelblokjes

C1: steunblokjes
Deze steunblokjes brengen het gewicht van het glas over op de vleugel of het raamkozijn. Hun goede plaatsing is van groot belang voor de werking van de ramen.

C2: stelblokjes
Deze blokjes verzekeren de positionering van het glas tussen de sponning. Ze worden aangebracht zonder forceren. Hun doel is elke beweging van het glas in zijn vlak uit te schakelen.

De volgende schetsen geven de plaatsing van de beglazingsblokjes in de verschillende raamtypes aan.

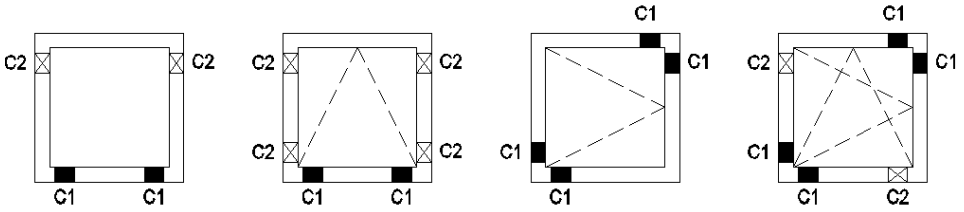

vast raam | valraam | draairaam | draaikipraam

tuimelraam | taatsraam | excentrisch taatsraam | uitzetzakraam

Bij vaste beglazing brengt men de ondersteuningen aan in de hoeken van de onderregel om te beletten dat deze gaat doorbuigen onder het gewicht van het glas (zie schets vast raam).

Bij opendraaiende ramen wordt het glas diagonaal opgespied van de scharnieronderhoek naar de tegenoverliggende hoek bovenaan (zie schets draairaam).
Nadat de raamvleugel op deze wijze is gesteld met de juiste overslag kunnen de twee andere hoeken opgevuld worden alvorens de glaslatten aangebracht worden.
Bij twijfel of de juiste overslag is gesteld, raden wij u aan twee fijne potloodlijnen op de bovenhoek - die diagonaal ondersteund is - aan te brengen. Wanneer het raam geopend is, ziet men duidelijk deze lijnen en kan de overslag nagemeten worden.

RECOMMANDATIONS DE MISE EN OEUVRE

I GENERAL

Voir catalogue “1. Informations générales” (099.C01E.00 édition 11/2004)

II RECOMMANDATIONS DE MISE EN OEUVRE CONCEPT SYSTEM ® 77

II.1 RECOMMANDATIONS DE FABRICATION

Afin de garantir un produit final parfait, certaines règles doivent être suivies pendant la fabrication.

II.1.1 Opérations d’usinage

Par opérations d’usinage on entend: toutes les opérations mécaniques comme le tronçonnage, le fraisage, le forage, le poinçonnage et la découpe. Il est essentiel que la couche de laque des profilés laqués ne se détache pas sur les bords pendant ces opérations. Il est donc très important pour la qualité des assemblages que:
- les outils d’usinage soient adaptés et suffisamment aiguisés;
- les machines soient bien réglées (p.ex. régime);
- un contrôle régulier des outils ait lieu;
- les outils d’usinage soient correctement et suffisamment graissés:
  bâton lubrifiant Reynalube (art.n° 086.9191.--) pour lames de scie;
  huile de coupe (art.n° 086.9175.--) pour outils de poinçonnage
  ou les réfrigérants et lubrifiants prescrits par les fournisseurs des machines;
- les mors de serrage adaptés soient utilisés (*voir détails de fabrication ‘blocs de serrage scie circulaire’*);
- la table d’amenée ou d’évacuation soit exempte de copeaux et de souillures;
- le refroidissement éventuel se fasse à l’aide de produits chimiquement neutres qui ne corrodent pas le traitement de surface.

Position/serrage des profilés pendant le tronçonnage:
La position des profilés sur la table de sciage pendant le tronçonnage est très important et est la base pour obtenir des onglets parfaits après montage de la fenêtre ou de la porte.
La pression principale doit toujours être exercée sur la «face de référence» des profilés.
La «face de référence» doit être positionnée parfaitement horizontalement ou verticalement sur la table de sciage.
Les mors de serrage doivent être utilisés:
a. pour éviter que les tolérances sur les profilés influencent la qualité de l’onglet;
b. pour éviter que les profilés ne basculent sur la table.

Face de référence -> 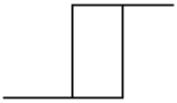 <- Face de référence

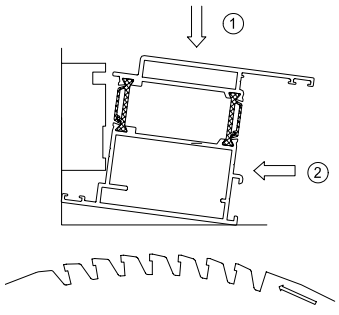

MAUVAIS TRONCONNAGE
DEFAUT: Le vérin principal presse sur la surface visible du profilé à tronçonner entraînant son décalage.
CONSEQUENCES: Coupe d’onglet en biais, côtés extérieurs raccourcis par rapport aux côtés intérieurs.
RESULTAT: Après sertissage, l’assemblage sur la face intérieure est correct, tandis qu’à l’extérieur l’onglet s’est ouvert.

TRONCONNAGE CORRECT

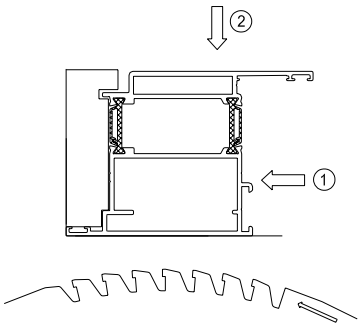

Le vérin principal exerce sa pression sur la face de la feuillure. La surface visible ne subit que la pression réduite du vérin secondaire.

Le profilé n'a pas tendance à se décaler ou à se déformer pendant la coupe et le sertissage des profilés sciés à onglet peut s'effectuer sans problèmes.

Remarque:
Il est recommandé d'aspirer les copeaux pendant le tronçonnage.

II.1.2 Assemblage

Nous faisons la subdivision suivante:
1. drainage et découpes pour les accessoires;
2. assemblages T
3. raccords d'angle
   - 3.a) à sertir
   - 3.b) à visser
4. joints.

1.2.1. Drainage et découpes pour les accessoires

Etapes:
a. Marquer les découpes
b. Poinçonnage, forage ou fraisage correct.
c. Protection des surfaces traitées par:
- ébavurage (si nécessaire);
- enlèvement des poussières et des copeaux sur les scies et dans la chambre du profilé;
- dégraissage (Reynafinish 60 art.n° 086.9210.--);
- application de Reynaprotector (art.n° 086.9209.--).

Lors du drainage, il faut prêter attention aux points suivants:
Les eaux d'infiltration éventuelles doivent être évacuées de façon rapide et contrôlée vers l'extérieur et il faut maintenir la chambre de décompression à la pression atmosphérique.
- Pour chaque fenêtre, des ouvertures de drainage sont prévues à une distance maximale de l'angle de 250 mm (en cas de drainage spécifique : voir *détails de fabrication 'drainage'*)
2 ouvertures jusqu'à une largeur de fenêtre 1000 mm
3 ouvertures jusqu'à une largeur de fenêtre 1500 mm
etc... une ouverture en plus par 500 mm supplémentaires en largeur.
Pour chaque surface vitrée il faut prévoir 2 trous de drainage!
- Les ouvertures de drainage qui sont visibles de l'extérieur de la fenêtre doivent recevoir des capuchons en matière synthétique.
- Les fenêtres, quel que soit leur type, doivent obligatoirement être drainées au niveau des traverses basses et intermédiaires..
- Chaque fenêtre doit être prévue de trous d'aération (*voir détails de fabrication 'décompression'*). Sa fonction est de garantir l'égalisation de la pression autour du vitrage.
En cas d'une fenêtre fixe le joint de vitrage extérieur est interrompu en haut sur une longueur de 50mm.
- Sur le haut du côté de l'ouvrant, on fore toujours au moins 1 ouverture de 5 mm de diamètre au minimum.

1.2.2 Assemblage T

Etapes (*voir détails de fabrication 'raccordement-T'*):
a. Tronçonnage parfait de la traverse.
b. Application des trous des raccordement-T (∅ 7mm: demi-profile intérieur; ∅ 3.5mm: demi-profile extérieur).
c. Fraiser la hauteur de la rainure de la traverse (hauteur 25mm)
d. Protection des coupes et des surfaces traitées par:
- ébavurage (si nécessaire);
- enlèvement des poussières et des copeaux de sciage sur la coupe et dans la chambre du profilé;
- dégraissage (Reynafinish 60 art.n° 086.9210.--);
- application de Reynaprotector (art.n° 086.9209.--).
e. Etanchement de la traverse : appliquer de la matière d'étanchéité neutre:
- sur les coupes;
- sur les trous de fixation;
f. Etanchement de la zone au dessous des traverses sur le profilé dormant en appliquant des éléments d'étanchéité ou d'une matière d'étanchéité neutre.
Ceux-ci doivent être complètement étanches à l'eau.
Remarque:
Des exceptions afin d'obtenir une égalisation de pression, dans le cas de panneaux fixes, sont permises à condition de réaliser un drainage contrôlé.
g. Assemblage: la jonction T est positionnée sur la ligne de centrage, la traverse est introduit, vissée et chevillée (ou 2x chevillée).
h. Application et fixation des cales de feuillure (voir *détails de fabrication 'cale de feuillure')*
i. Sur les éléments composés, les résidus de colle ne doivent être enlevés que des surfaces visibles, et ceci uniquement à l'aide d'un produit non-agressif (Reynafinish 60 art.n° 086.9210.--).

1.2.1 Raccords d'angle

1.2.3.1. A sertir

Etapes (voir *détails de fabrication 'assemblage angulaire équerre à sertir'*):
* option A : injection de colle après le sertissage
** option B : injection de colle avant le sertissage
a. Tronçonnage parfait
b. *Application des trous pour l'injection de colle (∅3.5/4mm) (*voir détails de fabrication 'injection de colle'*)
c. Protection des coupes et des surfaces traitées par:
- ébavurage (si nécessaire);
- enlèvement des poussières et des copeaux de sciage sur la coupe et dans la chambre du profilé;
d. **Encollage dans la chambre du profilé : appliquer une colle d'étanchéité approuvée (colle bi composants Reynaseal duo art.n° 084.9080.--)
e. Dégraissage (Reynafinish 60 art.n° 086.9210.--)
f. Application de Reynaprotector (art.n° 086.9209.--) sur des copeaux de sciage/de fraisage
g. Application des équerres à sertir et des équerres de remplissage.
h. Raccorder et sertir (voir *détails de fabrication 'sertisseuse'*)
i. * Injection de colla à la hauteur des trous pour l'injection de colle à l'aide d'une colle à deux composants art. no. 084.9080.--).
j. Sur les éléments composés, les résidus de colle ne doivent être enlevés que des surfaces visibles, et ceci uniquement à l'aide d'un produit non-agressif (Reynafinish 60 art.n° 086.9210.--).

1.2.3.2. A visser

Etapes (voir *détails de fabrication 'assemblage angulaire équerre à visser'*):
a. Tronçonnage parfait
b. Application des trous à visser
c. Protection des coupes et des surfaces traitées par:
- ébavurage (si nécessaire);
- enlèvement des poussières et des copeaux de sciage sur la coupe et dans la chambre du profilé;
- dégraissage (Reynafinish 60 art.n° 086.9210.--);
- application de Reynaprotector (art.n° 086.9209.--).
d. Application des équerres à visser et des équerres de remplissage.
e. Raccorder et sertir (clé à six pans 4) et goupiller
f. Sur les éléments composés, les résidus de colle ne doivent être enlevés que des surfaces visibles, et ceci uniquement à l'aide d'un produit non-agressif (Reynafinish 60 art.n° 086.9210.--).

1.2.3.3. A goupiller

Etapes (voir *détails de fabrication 'assemblage angulaire équerre à visser'*):
a. Tronçonnage parfait
b. Application des trous à goupiller
c. Protection des coupes et des surfaces traitées par:
- ébavurage (si nécessaire);
- enlèvement des poussières et des copeaux de sciage sur la coupe et dans la chambre du profilé;
- dégraissage (Reynafinish 60 art.n° 086.9210.--);
- application de Reynaprotector (art.n° 086.9209.--).

d. Application des équerres à visser et des équerres de remplissage.
e. Raccorder et goupiller
f. Sur les éléments composés, les résidus de colle ne doivent être enlevés que des surfaces visibles, et ceci uniquement à l'aide d'un produit non-agressif (Reynafinish 60 art.n° 086.9210.--).

1.2.4 Joints

Tous les joints sont en EPDM résistant aux intempéries et au vieillissement. Leur montage doit se faire soigneusement, puisque l'étanchéité de la fenêtre en dépend.

a. Application du joint central
Etapes (*voir détails de fabrication 'joint')* :
1. Découpe correcte: la découpe du joint central doit se faire avec le gabarit de coupe (art.n° 090.0121.00). Une longueur supplémentaire (environ 10 mm par mètre) doit être prévue.
2. Application du joint: les joints sont appliqués dans les rainures des profilés prévues à cet effet; la longueur supplémentaire est légèrement refoulée pour neutraliser le rétrécissement. Les difficultés de mise en place peuvent être résolues à l'aide d'un aérosol silicone (art.n° 086.9551.--).
3. Encollage (étanchement): les onglets doivent être vulcanisés avec de la colle de vulcanisation (Unionzement art.n° 084.9103.--). Cette colle permet à la jonction de rester élastique et de garantir parfaitement le rôle du joint même dans les angles.

b. Application du joint acoustique
Etapes (*voir détails de fabrication 'joint'*):
1. Découpe correcte: la découpe du joint acoustique doit se faire avec le gabarit de coupe (art.n° 090.0121.00). Ce joint doit être coupé droit et doit être continu dans les angles. (une petite coupe dans les angles permet de plier le joint facilement). Une longueur supplémentaire (environ 10 mm par mètre) doit être prévue.
2. Application du joint: les joints sont appliqués dans les rainures des profilés prévues à cet effet; la longueur supplémentaire est légèrement refoulée pour neutraliser le rétrécissement. Les difficultés de mise en place peuvent être résolues à l'aide d'un aérosol silicone (art.n° 086.9551.--).
3. A la hauteur des charnières, ce joint doit être interrompu suivant les instructions du catalogue.
4. Encollage (étanchement): les coupes doivent être vulcanisées avec de la colle de vulcanisation (Unionzement art.n° 084.9103.--).

c. Application des joints de vitrage
Etapes (*voir détails de fabrication 'joint'*):
1. Découpe correcte: la découpe du joint de vitrage doit se faire avec le gabarit de coupe (art.n° 090.0121.00) et le joint peut être coupé à onglet ou droit en fonction du type de jonction entre les profilés. Une longueur supplémentaire (environ 10 mm par mètre) doit être prévue.
2. Application du joint: les joints sont appliqués dans les rainures des profilés prévues à cet effet; la longueur supplémentaire est légèrement refoulée pour neutraliser la dilatation ou le rétrécissement. Les difficultés de mise en place peuvent être résolues à l'aide d'un aérosol silicone (art.n° 086.9551.--).
3. Encollage (étanchement): dans les angles, le joint de vitrage doit être encollé avec de la colle de vulcanisation (Unionzement art.n° 084.9103.--). Cette colle permet à la jonction de rester élastique et de garantir parfaitement le rôle du joint même dans les angles.

II.2 RECOMMANDATIONS DE MONTAGE

II.2.1 Montage dans le gros œuvre

La fixation au gros œuvre se fait soit directement à travers les profilés avec par exemple des vis et des chevilles, soit à l'aide d'ancrages de fixation.
- Les fixations ne peuvent pas être appliquées à une distance inférieure à 40 mm du mur du gros œuvre.
- L'ancrage ne peut surtout pas influencer la force portante des éléments de construction contigus.
- Tous les ancrages, pour autant qu'ils ne soient pas en aluminium ou en acier inoxydable, doivent être efficacement protégés contre la corrosion et ne peuvent pas corroder l'aluminium.
- Lors de la pose des fenêtres, on prévoit des fixations en suffisance:

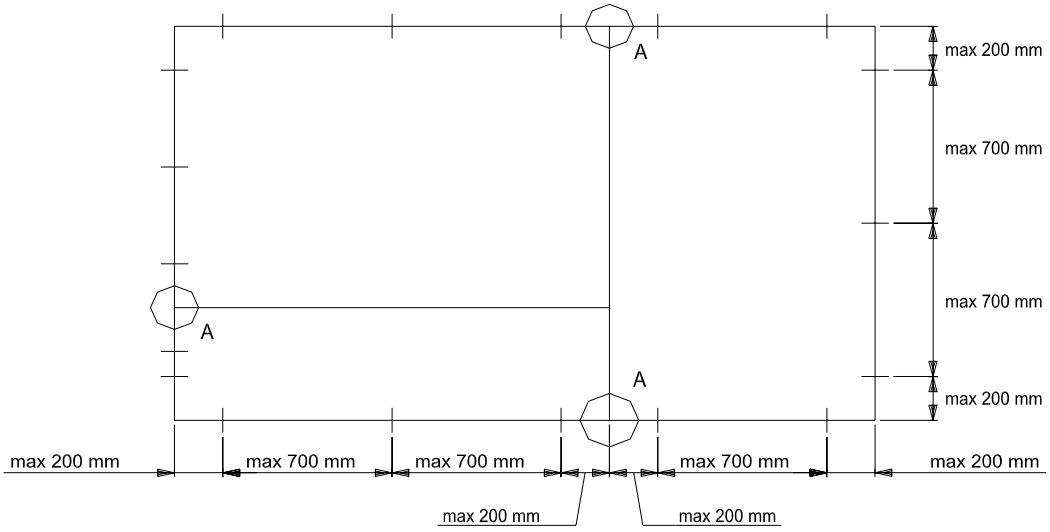

De tous les côtés il doit y avoir au moins 2 fixations avec une distance maximale jusqu'à l'angle de 200 mm.
- La distance entre les fixations est de 700 mm au maximum.
- A l'endroit où des profilés T et des profilés dormants se rencontrent, l'ancrage doit être appliqué à une distance maximale de 200 mm des deux côtés du profilé T (A). De cette façon, une dilatation ou un rétrécissement du profilé T (dus aux fluctuations de température) sont possibles sans dégâts.
- Il est conseillé de positionner les fixations à la hauteur de chaque point de charnière et de fermeture.

Remarque:
Les ancrages doivent être appliqués d'une telle façon qu'ils peuvent neutraliser des dilatations/rétrécissements éventuels de la fenêtre.

II.2.2 Montage des accessoires

Le choix des points de fixation, du nombre de points de fermeture, du nombre de charnières, du poids max. d'ouvrant, des dimensions max. d'ouvrant, etc. doit se faire suivant les instructions du fournisseur des systèmes et du fabricant des accessoires.
Les parties coulissantes et mobiles doivent être pourvues de graisse neutre.
Lors du montage, il faut contrôler si les accessoires peuvent être actionnés de façon souple et sans bloquer.

II.3 VITRAGE

Tous nos systèmes sont conçus pour vitrer à l'aide de joints EPDM ou de silicone neutre. En cas d'utilisation d'un joint à la silicone, l'usage d'un fond de joint constitué d'un joint-mousse compressible autocollant est recommandé pour maintenir un espace libre suffisant entre le verre et l'aluminium. Nous vous recommandons d'utiliser notre système de joints de vitrage pour des raisons de facilité et fiabilité de mise en œuvre, de bonne tenue dans le temps et de simplicité dans le remplacement de volumes verriers.

Le vitrage devra se faire en respectant les points suivants:
- Le joint doit être refoulé pour éviter qu'apparaissent, dans le temps, des ouvertures dans les angles dues au rétrécissement de ce joint.
- Des ouvertures de drainage doivent être forées afin d'éviter toute stagnation d'eau. Ceci est également nécessaire en cas de vitrage à la silicone (voir *détails de fabrication 'drainage'*).
- Pour la pose des vitrages, le jeu entre vitrage et fond de feuillure doit être de 12 mm (6 mm par côté) au minimum.
- Les supports de vitrage qui se trouvent en-dessous du panneau de vitrage doivent être rendus étanches (voir dessin ci-après).

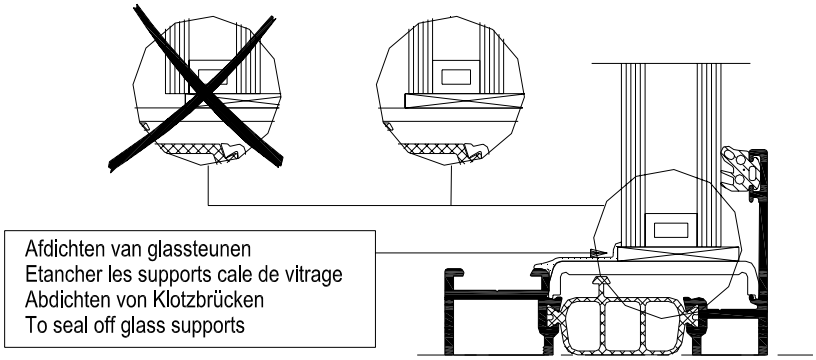

Fixation du vitrage
Aucun volume verrier ne peut être directement en contact avec l'aluminium. La pose de cales de vitrage et d'un joint est indispensable.
Le but du calage du verre est non seulement d'éviter ce contact, mais également d'obtenir une bonne pose dans les fenêtres et de transmettre de façon correcte le poids du verre même sur les charnières (ou les roulettes) afin de prévenir une déformation éventuelle de l'ouvrant.

Afin de simplifier le calage du vitrage, nous disposons de supports de vitrage qui sont utilisés pour égaliser le fond de la feuillure. Sur ces supports on peut utiliser des cales de vitrage rectangulaires.

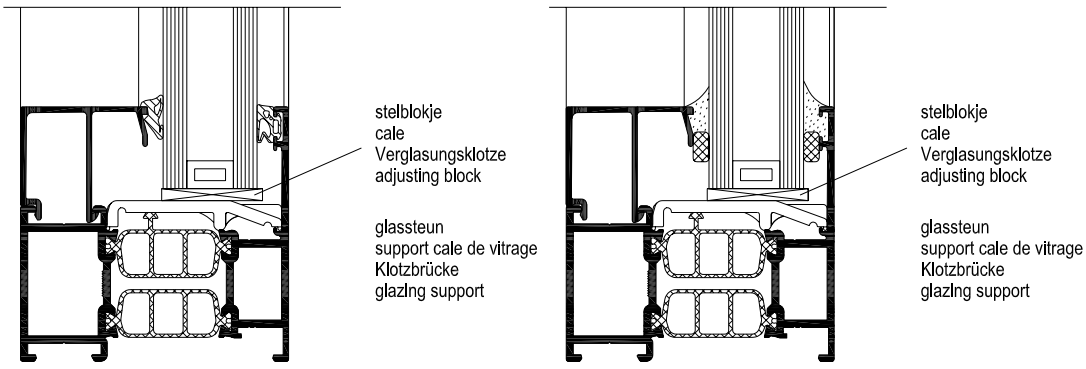

Le nombre et la position des supports de cale de vitrage sont déterminés par le STS 38.
Un aperçu:

Nous distinguons 2 types de cales de vitrage:

cale de support

cale d'ajustement

C1: Cales de support
Ces cales de support transmettent le poids du verre sur l'ouvrant ou sur l'allège, et leur bonne pose est d'une importance capitale pour le fonctionnement des fenêtres.

C2: Cales d'ajustement
Ces cales assurent le positionnement du verre par rapport à la feuillure, et sont appliquées sans forcer. Elles empêchent tout mouvement du verre dans son logement.

Les schémas suivants indiquent la pose des différentes cales de vitrage dans les différents types de fenêtres.

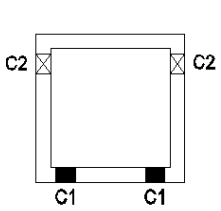

fenêtre fixe

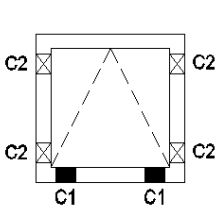

fenêtre tombante

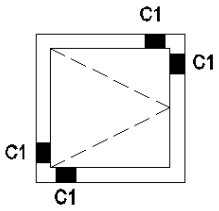

fenêtre ouvrante
a la française

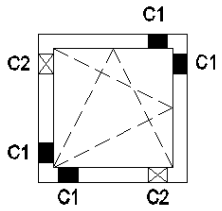

fenêtre oscillo-battante

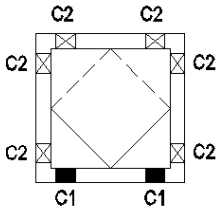

fenêtre pivotante
horizontalement

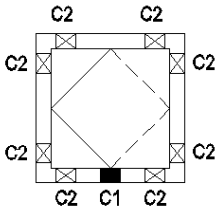

fenêtre pivotante
verticalement

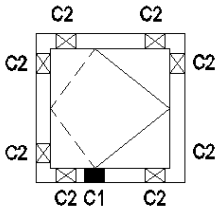

fenêtre pivotante
excentrée

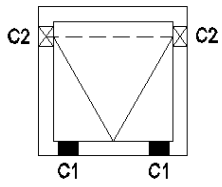

fenêtre ouvrant
a l'italienne

En cas de vitrage fixe, on applique les supports dans les angles de la traverse basse pour empêcher que celle-ci ne plie sous le poids du verre (voir schéma fenêtre fixe).

En cas de fenêtres ouvrantes, le verre est calé diagonalement de l'angle inférieur de la charnière à l'angle supérieur opposé (voir schéma fenêtre ouvrante).
Après le réglage de l'ouvrant au recouvrement correct, les deux autres angles peuvent être traités avant d'appliquer les parcloses.
En cas de doute si le recouvrement est correct, nous vous recommandons de tracer deux fines lignes de crayon sur l'angle supérieur supporté diagonalement. Quand la fenêtre est ouverte, on voit clairement ces lignes et le recouvrement peut être mesuré.

PROCESSING DATA

I GENERAL

See catalogue “1.General information”(099.C01E.00 edition 11/2004)

II PROCESSING DATA CONCEPT SYSTEM ® 77

II.1 FABRICATING INSTRUCTIONS

In order to guarantee a perfect end product, the following guidelines should be adhered to during the production process.

II.1.1 Metal-removing operations

Metal-removing operations are understood to mean all mechanical operations such as sawing, milling, drilling, punching and cutting. For painted profiles it is essential that the paint coatings do not come off on the edges during these operations. Therefore it is very important for the quality of the connections that:
- the metal-removing tools are appropriate and sufficiently sharp;
- the machines are well adjusted (e.g. number of revolutions);
- the tools are regularly checked;
- the metal-removing tools are greased sufficiently and correctly:
  cutting grease block (art. no. 086.9191.--) for saw blades,
  cutting spray (art. no. 086.9175.--) for punch tools
  or the cooling agents and lubricants prescribed by the machine suppliers;
- the appropriate clamp blocks are used; (*see assembly drawing ‘clamp blocks saw’*)
- the cutting table is free of swarf and dust;
- possible cooling is done by means of chemically neutral products which do not attack the surface treatment.

Position/clamping of the profiles during cutting:
The position of the profiles on the sawing table during cutting is very important and is the basis to get perfect mitres after assembly of the window/door.
The biggest clamping pressure should always be on the “reference side” of the profiles.
The “reference side” has to be put perfectly horizontally or vertically on the sawing table.
The clamp blocks should be used:
a. to ensure that tolerances on the profiles do not influence the quality of the mitre;
b. to ensure that the profiles do not twist on the table.

Reference side -> 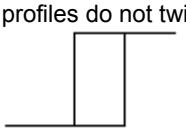 <- Reference side

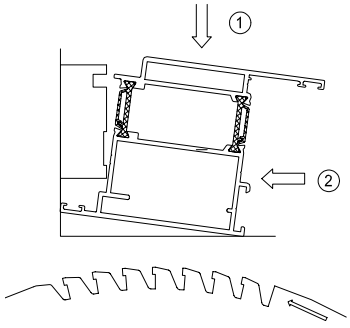

INCORRECT CLAMPING
FAULT: The clamping pressure is on the upper side of the profile, allowing it to twist during cutting.
CONSEQUENCE: An oblique saw cut resulting in the outside of the profile being shorter than the inside.
RESULT: On assembly, the corner is closed on the inside and open on the outside.

CORRECT CLAMPING

Here, the clamping pressure is on the rebate side of the profile, and the visible side undergoes a smaller, secondary pressure. The profile is prevented from twisting or deforming during cutting. A perfect joint is obtained on assembly.

Remark: It is recommended to exhaust the swarf during the cutting.

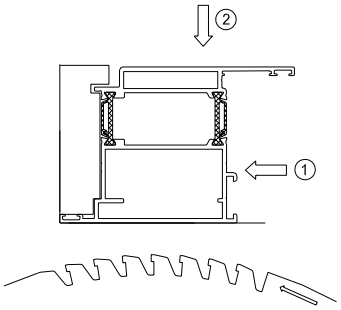

II.1.2 Assembly

We make the following subdivision:
1. Drainage and recesses for the accessories;
2. T-brackets;
3. Corner connections
   3.a) crimping
   3.b) screwing;
4. Gaskets.

1.2.1 Drainage and recesses for the accessories

Steps:
a. Marking of recesses
a. Correct punching, drilling or milling.
b. Protection of the treated surfaces by :
- deburring (if necessary);
- removing dust and saw-dust on the saw cuts and in the profile chamber;
- degreasing (Reynafinish 60 art. no. 086.9210.--);
- applying Reynaprotector (art. no. 086.9209.--).

Special attention should be paid to the following regarding drainage:
Possible infiltrating water must be drained smoothly under control and one must be sure that the profile's chambers remain at atmospheric pressure.
- For windows, drainage holes should be a maximum of 250 mm from the corner (for specific drainage: *see assembly drawings 'drainage'*:
up to a window width of 1000 mm: 2 drainage holes;
up to a window width of 1500 m: 3 drainage holes.
Additional holes are required every 500 mm.
Each glazed surface should be provided with 2 drainage holes!
- Always drain at the lowest point of the glass rebate.
- The minimum surface of these openings is 50 mm² per opening, either a round opening of minimum 8 mm diameter, or elongated openings of minimum 5 mm by 15 mm.
- Drainage holes which are visible on the outside of the window are covered with drainage covers in synthetic material.
- All window types must be provided with a drainage system in the sills and/or the horizontal transoms.
- All window types are provided with ventilation holes (*see assembly drawing 'decompression')*. Its function is to guarantee the pressure equalization around the glazing.
- In case of fixed windows, on top the outer glazing gasket is interrupted over a length of 50mm.
- In case of side hung windows, at the side on top of the vent at least 1 opening of at least 5mm is drilled.

1.2.2 T-brackets

Steps (*see assembly drawings 'T-connection'*) :
a. Correct sawing of the transom-mullion
b. Applying T- connection holes (∅ 7mm: inner profile half; ∅3.5: outer profile half)
c. Endmilling of the transom-mullion (height 25 mm)
d. Protection of the saw cuts and treated surfaces by:
- deburring (if necessary);
- removing dust and saw-dust on the saw cut and in the profile chamber;
- degreasing (Reynafinish 60 art. no. 086.9210.--);
- applying Reynaprotector (art. no. 086.9209.--).
e. Sealing of the transom-mullion by applying a neutral sealing agent:
- on the saw cuts;
- on the fixing holes;
f. Sealing of the zone under the transom-mullion on the outer frame by applying sealing elements or a neutral elastic sealing agent.
These parts should be completely watertight.
Remark :
Exceptions are allowed in order to obtain pressure egalization in case of fixed panels on the condition of a controlled drainage.
g. Making the connection: the T-bracket is positioned on the centre line, the transom-mullion is inserted, and the T-bracket is fixed with screws and driving-in pins (or 2x driving-in pins).
h. Application and fixing of the corner supports (*see assembly drawing 'rebate support'*)
e. The adhesive residue on the visible sides of the completed elements has to be removed by means of a nonaggressive product (Reynafinish 60 art. no. 086.9210.--).

1.2.3 Corner connections

1.2.3.1. Crimping

Steps (*see assembly drawing 'corner connection crimp corner cleat'*):
* option A : glue injection after crimping
** option B : glue injection before crimping
a. Correct sawing
b. *applying holes for glue injection (∅ 3.5/4mm) (*see assembly drawing 'glue injection'*)
c. Protection of the saw cuts and treated surfaces by:
- deburring (if necessary);
- removing dust and saw-dust on the saw cut and in the profile chamber
d. **Glueing in the profile chamber: applying an approved sealing glue (epoxy art. no. 084.9080.--)
e. Degreasing (Reynafinish 60 art. no. 086.9210.--)
f. Applying Reynaprotector (art. no. 086.9209.--) on the cutting/milling surfaces
g. Applying crimp corner cleats and corner supports
h. Making the connection and crimping (*see assembly drawing 'crimping machine')*
i. * Glue injection at the height of the injection holes by means of an approved sealing glue (epoxy art. no. 084.9880.--)
j. The adhesive residue on the visible sides of the completed elements has to be removed by means of a non-aggressive product (Reynafinish 60 art. no. 086.9210.--).

1.2.3.2. Screwing

Steps (*see assembly drawing 'corner connection screw corner cleat'*):
a. Correct sawing
b. Applying screw holes
c. Protection of the saw cuts and treated surfaces by:
- deburring (if necessary);
- removing dust and saw-dust on the saw cut and in the profile chamber;
- degreasing (Reynafinish 60 art. no. 086.9210.--);
- applying Reynaprotector (art. no. 086.9209.--).
d. Applying screw corner cleats and corner supports
e. Making the connection and screwing (socket head wrench 4) and pin
f. The adhesive residue on the visible sides of the completed elements has to be removed by means of a non-aggressive product (Reynafinish 60 art. no. 086.9210.--).

1.2.3.3. Pin

Steps (*see assembly drawing 'corner connection screw corner cleat'*):
a. Correct sawing
b. Applying pinholes
c. Protection of the saw cuts and treated surfaces by:
- deburring (if necessary);
- removing dust and saw-dust on the saw cut and in the profile chamber;
- degreasing (Reynafinish 60 art. no. 086.9210.--);
- applying Reynaprotector (art. no. 086.9209.--).

d. Applying screw corner cleats and corner supports
e. Making the connection and pin
f. The adhesive residue on the visible sides of the completed elements has to be removed by means of a non-aggressive product (Reynafinish 60 art. no. 086.9210.--).

1.2.4 Gaskets

All gaskets are of EPDM resistant to weathering and ageing. They should be carefully applied since the tight sealing of the window depends on their correct application.

a. Applying the central gasket
Steps (*see assembly drawing 'gasket'*):
1. Correct cutting: the central gasket should be cut with special gasket shears (art. no. 090.0121.00). Extra overhanging (about 10 mm per metre) is required.
2. Application of the gasket: the gaskets are applied in the appropriate grooves within the profiles; they should be cut slightly longer than is necessary to compensate for any shrinkage that may occur. Difficulties in applying the gasket can be solved by the use of silicone spray (art. no. 086.9551.--).
3. Glueing (sealing): the mitres should be glued with vulcanizing glue (Unionzement art. no. 084.9103.--).
This vulcanizing glue will remain elastic and because of this the gasket will also fit perfectly into the corners.

b. Applying the acoustic gasket
Steps (*see assembly drawing 'gasket'*):
1. Correct cutting: the acoustic gasket should be cut with special gasket shears (art. no. 090.0121.00). This gasket should be cut straight and should continue into the corners (small cuts in the corners will facilitate the bending). Extra overhanging (about 10 mm per metre) is required.
2. Application of the gasket: the gaskets are applied in the appropriate grooves within the profiles; they should be cut slightly longer than is necessary to compensate for any shrinkage that may occur. Difficulties in applying the gasket can be solved by the use of silicone spray (art. no. 086.9551.--).
3. At hinge height this gasket should be cut according to the instructions mentioned later in this catalogue.
4. Glueing (sealing): the cuts should be glued with vulcanizing agent (Unionzement art. no. 084.9103.--).

c. Applying the glazing gaskets
Steps (*see assembly drawing 'gasket'*):
1. Correct cutting: the glazing gasket should be cut with special gasket shears (art. no. 090.0121.00) and can be cut straight or mitred according to the kind of profile connection. Extra overhanging (about 10 mm per metre) is required.
2. Application of the gasket: the gaskets are applied in the appropriate grooves within the profiles; they should be cut slightly longer than is necessary to compensate for any shrinkage that may occur. Difficulties in applying the gasket can be solved by the use of silicone spray (art. no. 086.9551.--).
3. Glueing (sealing): in the corners, glazing gaskets should be glued with vulcanizing agent (Unionzement art. no. 084.9103.--).
This vulcanizing agent will remain elastic and because of this the gasket will also fit perfectly into the corners.

II.2 INSTALLATION

II.2.1 Fitting in the structural work

The fixing to the structural work is done either directly through the profiles by means of for instance screws and plugs, or by means of fixing lugs.
- The fixings may not be applied less than 40 mm of the wall of the structural work.
- The anchoring may in no way influence the bearing power of the adjacent building parts.
- All anchorings, as far as they are not made of aluminium or stainless steel, should be adequately corrosion protected and may not attack the aluminium themselves.
- When fitting the windows, sufficient fixings are required:

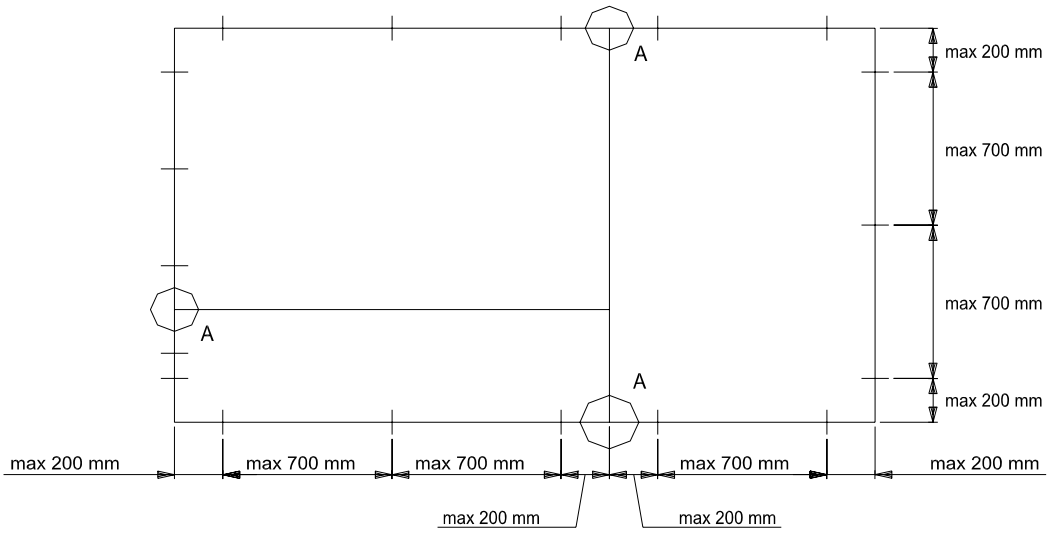

At least two fixings should be applied on all sides; the maximum distance to the corner is at least 200 mm.
- The distance between the fixings is maximum 700 mm.
- Where transom/mullions and outer frame profiles meet, the fixing must be applied maximum 200 mm from both sides of the transom/mullion (A). In this way, expansion and shrinkage of the transom/mullion (because of fluctuations of temperature) are possible without any damage.
- We recommend to position the fixings at the height of each hinge and locking point.

Remark:
The anchorings should be applied in such a way that possible expansion/shrinkage of the window is not obstructed.

II.2.2 Fitting of the accessories

The choice of the fixing points, number of locking points, number of hinges, max. vent weight, max. vent sizes, vent profile used etc. depends on the instructions of the system supplier and the accessory producer.
Sliding and moving parts should be provided with neutral grease.
When fitting, please check whether all accessories can be operated easily and without getting stuck.

II.3 GLAZING

Reynaers' systems are designed for EPDM gasket or neutral silicone glazing. In case of silicone glazing a backing rod should be applied to create a correct opening between the glass panel and the aluminium frame. For easy and reliable fitting, durability and reglazing simplicity, we recommend using only Reynaers' gaskets - specially adapted for our profiles.

The following precautions should be taken when fitting the glazing:
- Cut the glazing gaskets slightly longer than is necessary to avoid openings in the corners at a later stage.
- Drainage holes should be drilled to avoid a build-up of moisture. This is also necessary in the case of silicone glazing (*see assembly drawing 'drainage'*).
- Glass panels should be 12 mm (6 mm per side) smaller than the actual measured glazing size.
- The glass supports on the bottom of the glass panel should be sealed (see drawing below).

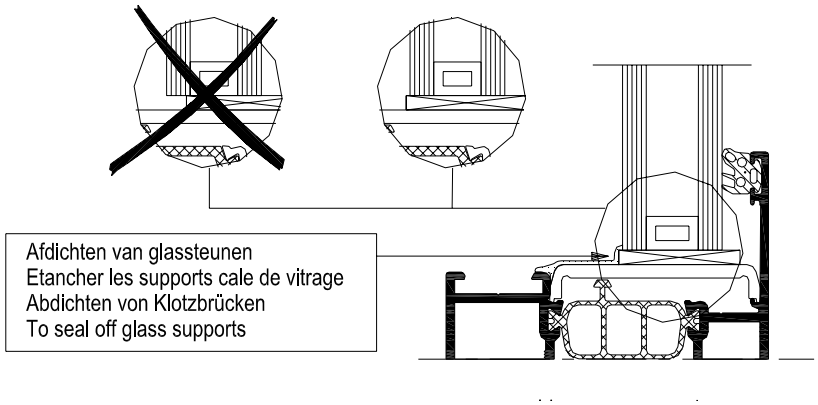

Fitting of the glass panels
Glass panels should not come into contact with the aluminium frame; always use glazing blocks and gaskets.
Wedging prevents this contact and also ensures correct positioning of the glass in the frame, distributing the weight equally onto the hinges (or rollers) to avoid deformation of the window vent.

In order to simplify fixing of the glazing we dispose of glass supports that can be used to level the bottom of the rebate. In this case it will be possible to apply rectangular glazing blocks.

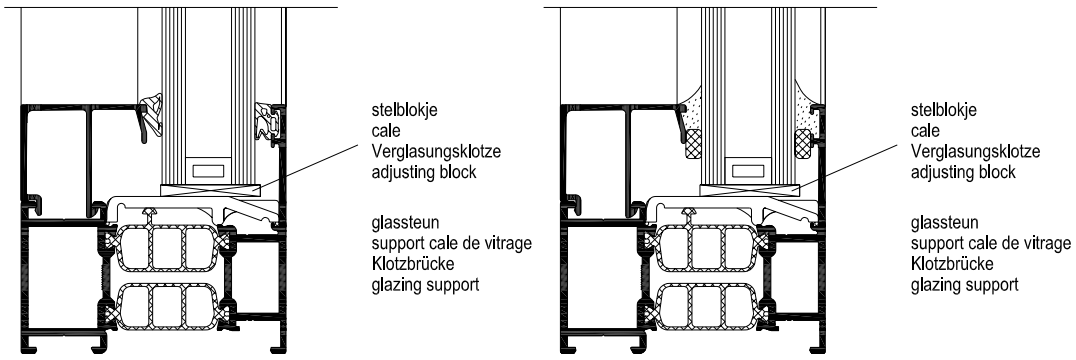

The number and position of the glass supports is defined by the STS 38.
An overview:

There are 2 types of glazing blocks:

support block

adjusting block

C1: Support blocks
These support blocks distribute the weight of the glass onto the vent or the outer frame. Correct positioning is very important for the vent to function correctly.

C2: Adjusting blocks
These blocks guarantee the correct positioning of the glass between the rebates. They must be positioned without twisting or damaging the profile. Adjusting blocks also prevent the glass panels from moving.

The following sketches indicate the different glazing blocks in different types of windows.

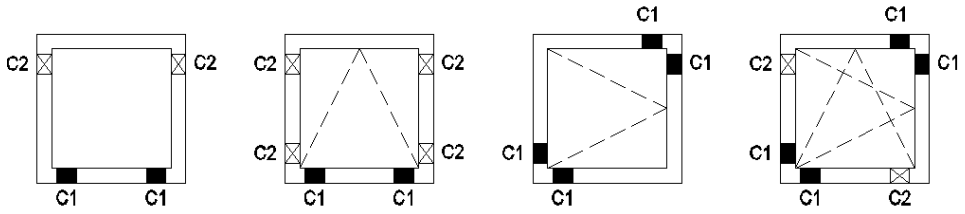

fixed window | bottom-hung window | side-hung window | turn and tilt window

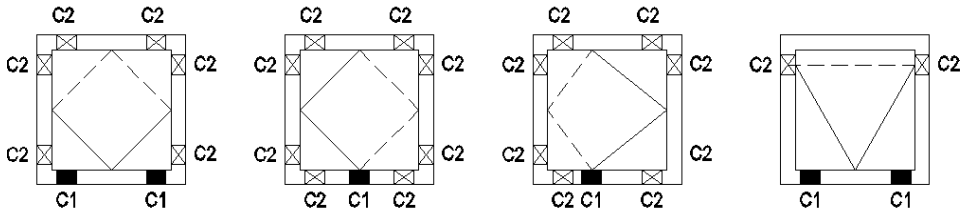

horizontal pivot window | vertical pivot window | offset vertical pivot window | top-hung window with frictionstays

In case of fixed glazing corner supports are applied in the corners of the sill in order to avoid them from bending under the glass weight (see sketch fixed window).

In casement windows, the glass is wedged diagonally from hinge corner to the opposite top corner (see sketch casement window).
If the vent is set up with the correct overlap, the remaining two corners can be wedged before beading.
If in doubt, the overlap can be checked by tracing two pencil lines on the top corner which has been wedged.
These lines are visible when the vent is opened and the overlap can then be measured.

VERARBEITUNGSVORSCHRIFTEN

I ALLGEMEIN

Siehe Katalog “1. Allgemeine Information (099.C01E.00 Ausgabe 11/2004)

II VERARBEITUNGSVORSCHRIFTEN CONCEPT SYSTEM ® 77

II.1 VERARBEITUNG

Um ein qualitativ hochwertiges Endprodukt zu erstellen, sollen bei der Verarbeitung folgende Punkte berücksichtigt werden:

II.1.1 Spanende Bearbeitungen

Mit spanenden Bearbeitungen sind alle mechanischen Bearbeitungen, wie Sägen, Fräsen, Bohren, Stanzen gemeint.
Bei allen mechanischen Bearbeitungen ist auf den Einsatz geeigneter Sägeblätter, Fräser und Bohrer zu achten, damit die Oberfläche nicht durch Grate oder abplatzende Beschichtung beschädigt wird.
Zur Profilbearbeitung geben wir folgende Hinweise:
- Die spanabhebenden Werkzeuge müssen für den Werkstoff geeignet und ausreichend scharf sein.
- Die Maschinendrehzahl muss auf den Werkstoff Aluminium abgestimmt sein.
- Die Profilauflagen müssen sauber und spanfrei sein.
- Zur Verlängerung der Werkzeugstandzeiten können geeignete Gleitmittel, wie :
  der Fettstift (Art.-Nr. 086.9191.--);
  das Reynaers-Schneidmittel (Art.-Nr. 086.9175.--)
  oder die von den Maschinenlieferanten vorgeschriebenen Kühl- und Schneidmittel verwendet werden
- Die geeignete Spanbacken sollen angewandt werden (siehe *Montagezeichnung ‘Spanbacken Säge’)*
- der Auflage- und Ablauftisch soll frei von Spänen und Verunreinigungen sein;

Diese Kühl- und Schneidmittel müssen chemisch neutrale Produkte sein, die die Oberfläche nicht angreifen.

Position/Klemmung der Profile während des Sägens :
Der Auflage-/Säge-Tisch sollte eine glatte und ebene Auflagefläche bieten. Der dahinterliegende Anschlag sollte exakt im Winkel von 90° positioniert sein. Auf dem Maschinentisch sollen keine Verunreinigungen, wie Sägespäne oder Kleberreste vorhanden sein. Eine Fixierung der Profile erfolgt mittels Hand- oder pneumatischer Spannzylinder, welche von oben und von vorne auf das Profil wirken. Ein Verdrehen der Profile während des Sägevorganges ist durch den Einsatz von Schneidzulagen zu verhindern.

Bezugsseite -> 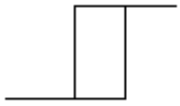 <- Bezugsseite

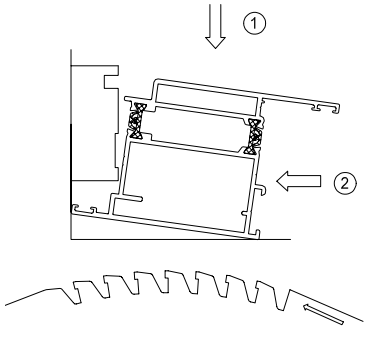

FALSCHE EINSPANNUNG
FEHLER: Da der Hauptdruck der Spannvorrichtung auf die Falzseite des zu sägenden Profils einwirkt, verdreht sich das Werkstück.
FOLGE: Schiefer Sägeschnitt. Die Außenseite des Profils ist Kürzer als die Innenseite.
ERGEBNIS: Beim Verpressen der Winkel ist die Gehrung an der Innenseite dicht, steht aber an der Außenseite offen.

RICHTIGE EINSPANNUNG

Der Hauptdruck der Spannvorrichtung wirkt auf die gesamte Fläche. Die Falzseite wird durch eine zweite Spannvorrichtung mit geringerer Kraft gehalten.

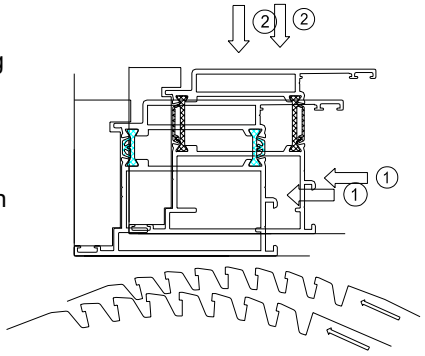

Durch diese korrekte Einspannung kann sich das Profil beim Sägevorgang nicht verdrehen.
Die Gehrung wird in der Eckverbindermaschine in der gleichen Art und Weise fixiert, so dass eine exakte Verbindung erreicht wird.

Anmerkung:
Es empfiehlt sich die Späne während des Sägevorganges abzusaugen.

II.1.2 Profilverbindungen und deren Verarbeitung

In den Reynaers-Katalogen wird nach 4 Verarbeitungsschritten unterschieden:
1. Entwässerung und Vorbereitung für den Beschlageinbau;
2. T-Verbindungen;
3. Eckverbindungen
   3.a) Presseckverbinder
   3.b) Schraubeckverbinder;
4. Dichtungen.

1.2.1. Entwässerung und Bearbeitung für den Beschlageinbau

Verfahrensweise:
a) die Aussparungen markieren;
b) Korrekt stanzen, bohren oder fräsen.
c) Schutz der Schnittkanten:
- Entgraten (falls erforderlich).
- Schnittfläche und Profilkammern von Staub und Sägeresten säubern.
- Entfetten der Profile (Reynafinish 60 Art.-Nr. 086.9210.--).
- Reynaprotector (Art.-Nr. 086.9209.--) aufbringen.

Insbesondere ist auf folgendes zu achten:
Eventuell eingedrungenes Wasser muss problemlos und kontrolliert abgeleitet werden können.
Es sind entsprechende Dampfdruckausgleichsbohrungen vorzunehmen.
- Bei jedem Rahmen sind grundsätzlich zwei Entwässerungsbohrungen vorzunehmen.
Diese sitzen max. 250 mm aus der Ecke (für spezifische Entwässerung : siehe Montagezeichnung 'Entwässerung') :
Bei Rahmenbreiten bis 1000 mm sind 2 Öffnungen vorzusehen;
bei Rahmenbreiten bis 1500 mm sind 3 Öffnungen vorzusehen
Je weiteren 500 mm ist eine zusätzliche Öffnung vorzusehen.
Für jede Glasoberfläche sollen mindestens 2 Entwässerungslöcher vorgesehen werden.
- Die Entwässerungsöffnungen sind grundsätzlich am tiefsten Punkt der Profilkontur anzubringen.
- Die Mindestoberfläche der Entwässerungsöffnung beträgt 50 mm² pro Öffnung, wobei eine Bohrung von mind. 8 mm Durchmesser oder ein Schlitz von 5 x 15 mm vorzusehen ist.
- Alle sichtbaren Entwässerungsöffnungen müssen mit systemabhängigen Kunststoff-Abdeckkappen versehen werden.
- Alle Rahmenkonstruktionen müssen im Solbankbereich bzw. an den horizontalen T-Profilen mit entsprechenden Ausnehmungen versehen werden.

- Bei jedem Rahmen sind grundsätzlich zwei Entlüftungsbohrungen vorzunehmen (siehe Montagezeichnung 'Dekompression') damit die Druckegalisierung rundum der Verglasung zu gewährleisten.
- Bei einem festen Fenster wird die Außenverglasungsdichtung an der Oberseite 50mm unterbrochen.
- An der Flügel- oder Rahmenoberkante sind Druckausgleichsöffnungen von mind. 5 mm Größe vorzunehmen.

1.2.2 T-Verbinder

Verfahrensweise (siehe Montagezeichnung 'T-Verbindung') :
a. Korrekt zuschneiden der Sprosse
b. anbringen von T-Verbindunglöcher (∅ 7mm: inneres halbprofil ∅ 3.5mm: ausseres halbprofil)
c. Abfräsen der Falzhöhe der Sprosse (Höhe 25 mm)
d. Schutz der Schnittkanten und bearbeiteten Oberflächen durch :
- Entgraten (falls erforderlich).
- Schnittfläche und Profilkammern von Staub und Sägeresten säubern.
- Entfetten der Profile (Reynafinish 60 Art.-Nr. 086.9210.--).
- Reynaprotector (Art.-Nr. 086.9209.--) aufbringen.
e. Abdichtung: der Bereich im T-Stoss sowie der Bereich der Befestigungsmittel ist durch den Einsatz geeigneter Dichtungsmittel wasserdicht auszuführen.
f. Abdichten der Zone unter der Sprosse auf dem Blendrahmen durch das Anbringen von Abdichtungselementen oder einem geeigneten Dichtungsmittel. Diese sollen wasserdicht ausgeführt werden.
Anmerkung :
Eine Ausnahme ist möglich, wenn ein Druckausgleich und eine kontrollierte Entwässerung gewährleistet ist.
g. Verbinden: nach dem Einbringen des T-Verbinders, der Kleber und Dichtungsmittel, werden die Bauteile zusammengefügt, verstiftet bzw. verschraubt
h. Anbringen und befestigen von den Eckwinkeln (siehe Montagezeichnung Eckwinkel')
I. Nach dem Zusammenfügen müssen überschüssige Kleber und Dichtungsmittelreste auf den sichtbaren Seiten entfernt werden (Reynafinish 60 Art.-Nr. 086.9210.--).

1.2.3 Eckverbindungen

1.2.3.1. Presseckverbinder

Verfahrensweise (siehe Montagezeichnungen 'Eckverbindung Presseckwinkel') :
* Option A : Leiminjektion nach dem Pressen
** Option B : Leiminjektion vor dem Pressen
a. Korrekt zuschneiden
b. *anbringen von Löchern für Leiminjektion (∅ 3.5/4mm) (siehe Montagezeichnung 'Leiminjektion')
c. Schutz der Schnittkanten und bearbeiteten Oberflächen durch :
- Entgraten (falls erforderlich).
- Schnittfläche und Profilkammern von Staub und Sägeresten säubern.
d.** Klebereinsatz in die Profilkammer : Zweikomponentenkleber (z.B. Reynaseal duo Art.-Nr. 084.9080.--) einbringen
e. Entfetten der Profile (Reynafinish 60 Art.-Nr. 086.9210.--)
f. Korrosionsschutzprodukt (Reynaprotector Art.-Nr. 086.9209.--) aufbringen auf Schnittflächen; Trockenzeit: ca. 1 Stunde.
g. Anbringen von Presseckwinkenl und Fülleckwinkeln.
h. Verbinden und pressen (siehe Montagezeichnung 'Eckverbindungsmaschine')
i. * Leiminjektion auf der Höhe der Injektionslöcher mittels Zweikomponentenkleber (z.B. Reynaseal duo Art.-Nr. 084.9080.--).
j. Ausgetretener Kleber oder Dichtungsmittelreste müssen von den Sichtseiten entfernt werden (Reynaclean Art.-Nr. 086.9210.--).

1.2.3.2. Schraubeckverbinder

Verfahrensweise (siehe Montagezeichnungen 'Eckverbindung Schraubeckwinkel') :
a. Korrekt zuschneiden
b. anbringen von Schraubenlöcher
c. Schutz der Schnittkanten und bearbeiteten Oberflächen durch :
- Entgraten (falls erforderlich).
- Schnittfläche und Profilkammern von Staub und Sägeresten säubern.
- Entfetten (Reynafinish 60 Art.-Nr. 086.9210.--).
- Korrosionsschutzprodukt (Reynaprotector Art.-Nr. 086.9209.--) aufbringen; Trockenzeit: ca. 1 Stunde.
d. Anbringen von Schraubeckwinkeln und Fülleckwinkeln.
e. Verbinden und schrauben (Innensechskantschlüssel 4) und stiften
f. Ausgetretener Kleber oder Dichtungsmittelreste müssen von den Sichtseiten entfernt werden (Reynaclean Art.-Nr. 086.9210.--).

1.2.3.3. Stiften

Verfahrensweise (siehe Montagezeichnungen 'Eckverbindung Schraubeckwinkel') :
a. Korrekt zuschneiden
b. anbringen von Stiftlöcher
c. Schutz der Schnittkanten und bearbeiteten Oberflächen durch :
- Entgraten (falls erforderlich).
- Schnittfläche und Profilkammern von Staub und Sägeresten säubern.
- Entfetten (Reynafinish 60 Art.-Nr. 086.9210.--).
- Korrosionsschutzprodukt (Reynaprotector Art.-Nr. 086.9209.--) aufbringen; Trockenzeit: ca. 1 Stunde.
d. Anbringen von Schraubeckwinkeln und Fülleckwinkeln.
e. Verbinden und stiften
f. Ausgetretener Kleber oder Dichtungsmittelreste müssen von den Sichtseiten entfernt werden (Reynaclean Art.-Nr. 086.9210.--).

1.2.4 Dichtungen

Alle angebotenen Dichtungsprofile bestehen aus EPDM mit einer hohen Alterungs- und Witterungsbeständigkeit.
Die Verarbeitung der Dichtungen hat sorgfältig und entsprechend den folgenden Hinweisen zu erfolgen:

a. Einbringen der Mitteldichtung

Verfahrensweise (*siehe Montagezeichnungen 'Dichtung')* :
1. Korrekt zuschneiden; die Mitteldichtung soll mit einer speziellen Schere (Art.-Nr. 090.0121.00) geschnitten werden.
Um ein Schrumpfen der Dichtungen zu vermeiden, sind diese je lfdm. ca. 10 mm länger zuzuschneiden.
2. Das Einbringen der Dichtung erfolgt in die vorgesehenen Dichtungsaufnahmen. Beim Einbringen der Dichtungen wird der überlange Zuschnitt durch stauchen der Dichtungprofile ausgeglichen. Durch die Anwendung des Silikonssprays (Art.-Nr. 086.9551.--) wird das Einbringen der Dichtungen erleichtert.
3. Verkleben (abdichten): Die Dichtungsecken oder -stöße sollen grundsätzlich mit einem Vulkanisierkleber (Art.-Nr. 084.9103.-- Unionzement) verklebt werden. Der Einsatz dieses Klebers verhindert das Aushärten der Dichtungen im Stossbereich.

b. Einbringen der akustischen Dichtung

Verfahrensweise (siehe Montagezeichnung 'Dichtung')
1. Korrekt zuschneiden: die Dichtung wird mit einer speziellen Schere (Art.-Nr. 090.0121.00) gerade abgeschnitten und im oberen Bereich mittig gestossen. Das Dichtungsprofil läuft in den Ecken durch.
Der Zuschnitt entspricht dem Flügelaussenmass. (Ein kleiner Schnitt in den Ecken wird das Biegen der Dichtung erleichtern) Je lfdm. Dichtungslänge werden 10 mm Überlänge hinzugerechnet.
2. Das Einbringen der Dichtung erfolgt in die vorgesehenen Dichtungsaufnahmen. Beim Einbringen der Dichtungen wird der überlange Zuschnitt durch stauchen der Dichtungprofile ausgeglichen. Durch die Anwendung des Silikonssprays (Art.-Nr. 086.9551.--) wird das Einbringen der Dichtungen erleichtert.
3. Im Beschlagbereich muss die Dichtung entsprechend den Beschlageinbauzeichnungen eingeschnitten werden. Die Dichtung wird unter dem Band zusammengefaltet.
4. Der Dichtungsstoss ist mit unserem Vulkanisierkleber (Art.-Nr. 084.9103.--) zu verbinden.

c. Einbringen der Verglasungsdichtung

Verfahrensweise (siehe Montagezeichnung (Dichtung')
1. Korrekt zuschneiden: Die Verglasungsdichtung wird je nach Erfordernis mit einer speziellen Schere (Art.-Nr. 090.0121.00) gerade oder auf Gehrung zugeschnitten. Je lfdm. Dichtung ist eine Überlänge von 10 mm hinzuzurechnen.
2. Das Einbringen der Dichtung erfolgt in die vorgesehenen Dichtungsaufnahmen. Beim Einbringen der Dichtungen wird der überlange Zuschnitt durch stauchen der Dichtungprofile ausgeglichen. Durch die Anwendung des Silikonssprays (Art.-Nr. 086.9551.--) wird das Einbringen der Dichtungen erleichtert.
3. Verkleben (abdichten): Die Gehrungs- oder T-Stösse der Dichtungen sollen grundsätzlich mit unserem Vulkanisierkleber (Art.-Nr. 084.9103.--) verklebt werden. Der Einsatz dieses Klebers verhindert das Aushärten der Dichtungen im Stossbereich.

II.2 MONTAGE

II.2.1 Befestigung am Baukörper

Die Befestigung am Baukörper erfolgt durch systemabhängige Befestigungsanker, Rohrrahmendübel oder andere Befestigungsteile. Beim Einsatz von Schrauben und Dübeln ist zu gewährleisten, dass die Mindestrandabstände gemäß den Verarbeitungsrichtlinien der Befestigungshersteller eingehalten werden. Die Verankerung ist so zu wählen, dass die auf die Fensterkonstruktion einwirkenden Lasten sicher an den Baukörper abgeleitet werden. Alle zum Einsatz kommenden Verankerungen sollen aus Aluminium oder Edelstahl bzw. korrosionsgeschützt sein, damit die Aluminiumprofile nicht angegriffen werden. Die Anzahl der Befestigungspunkte ist wie folgt festzulegen:

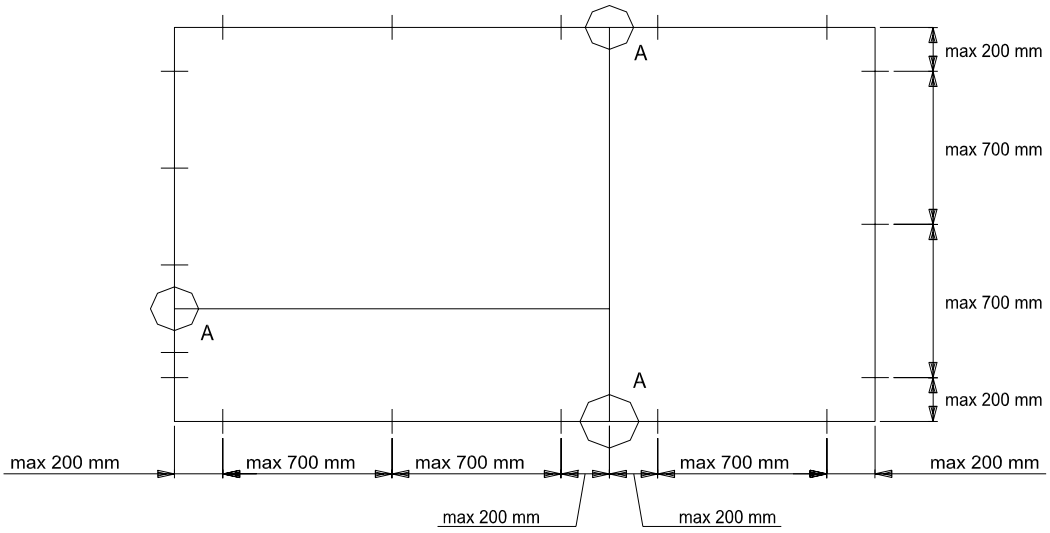

- Je Rahmenseite müssen mind. zwei Befestigungen eingebracht werden.
- Der max. Abstand zur Rahmenecke darf 200 mm nicht unterschreiten.
- Der max. Abstand der Befestigungspunkte untereinander darf 700 mm nicht unterschreiten.
- Im Bereich von Pfosten- und Riegelanschluss sind die Befestigungspunkte ebenfalls 200 mm aus der Ecke vorzunehmen.

Es wird empfohlen, die Befestigungspunkte in den Bereich der Eck- und Scherenlager bzw. der Türbänder sowie im Bereich der Verriegelungspunkte (des Schlosses) zu legen.
Anmerkung:
Die Befestigungen sollen so angebracht werden, dass eventuelle Ausdehnungen der Aluminiumelemente aufgenommen werden können.

II.2.2 Einbau der Beschläge

Die Auswahl der Beschläge hat entsprechend den Vorgaben des Systemlieferanten bzw. des Herstellers der Beschläge zu erfolgen. Die hier angegebenen Werte bzgl. der max. Flügelabmessungen, des max. Flügelgewichtes, der Anzahl der Verschlusspunkte und der Anzahl der Türbänder sind einzuhalten. Bewegliche Teile sind, entsprechend den Angaben des Beschlagherstellers, mit säurefreiem Fett zu versehen. Eine Funktionsprüfung der Beschläge ist nach erfolgter Fertigung und Montage unerlässlich.

II.3 VERGLASUNG

Alle Reynaers-Systeme können mit speziellen EPDM-Dichtprofilen als Trockenverglasung oder als Nassverglasung (Silikon) auf Vorlegeband mit Vorprimern verarbeitet werden.
Wir empfehlen den Einsatz unserer EPDM-Dichtprofile, da diese leicht zu verarbeiten sind und den Austausch beschädigter Verglasungen oder Paneele erleichtern.

Bei der Verglasung müssen folgende Punkte berücksichtigt werden:
Verglasungen oder Paneelen sollten so bemessen sein, dass mind. eine umlaufende Falzluft von 6 mm vorhanden ist. Für alle Reynaers-Systeme stehen sogenannte Klotzbrücken zur Verfügung. Diese überbrücken den Falzgrund, so dass die Luft um die Scheibe zirkulieren kann, und bieten durch ihre glatte Oberfläche eine saubere Auflage für die einzubringenden Verglasungsklötze. Die Verglasungsklötze sollten mind. 2 mm breiter als die Gesamtscheibenstärke sein.

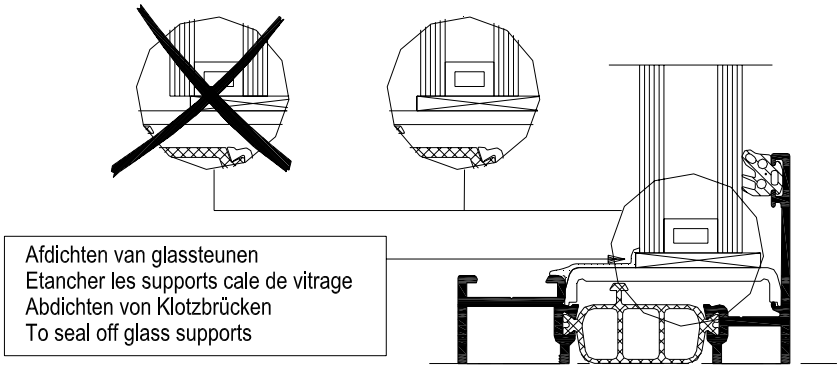

Befestigung der Verglasung

Direkter Kontakt zwischen der Glasfüllung und dem Aluminiumrahmen soll vermieden werden, es sollten immer Verglasungsklötze und Dichtungen Anwendung finden.
Dieses Kontakt wird vermieden durch das Verklotzen der Verglasung. Auf diese Weise bekommt man ebenso eine richtige Aufstellung der Verglasung und das Eigengewicht des Glases wird auf eine korrekte Weise (auf den Bänder oder Laufräder) übertragen. Eventuelle Verformung des Flügels wird ebenso vermieden.

Damit die Befestigung erleichtert wird, kommen Glasauflageprofile (Klotzbrücken) zur Ausführung, um den Falzbereich auszugleichen. Rechteckige Verglasungsklötze können jetzt eingebracht werden.

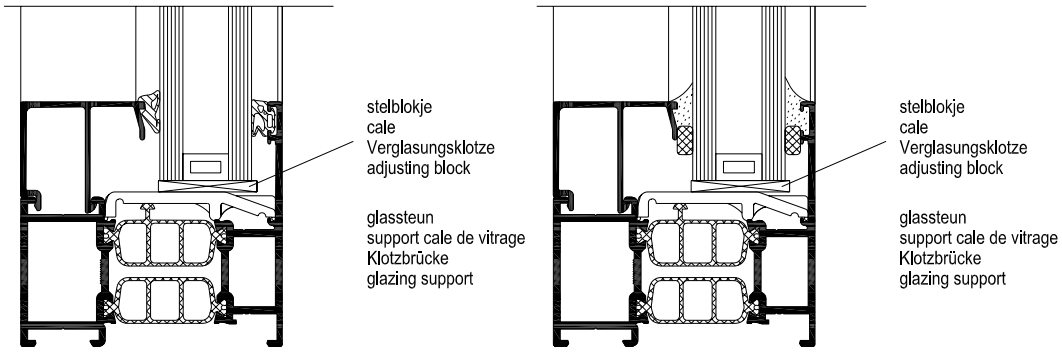

Die Anzahl und die Position der Klotzbrücken bzw. Verglasungsklötze wird durch Verarbeitungsvorschriften der Isolierglasindustrie und technische Richtlinien des Glaserhandwerks vorgegeben.
Überzicht:

Bei der Verglasung unterscheiden wir Trag- und Distanzklötzen. Die Verglasungsklötze sind gegen

Verrutschen zu sichern.

Tragklötze

Distanzklötze

C1: Die Stützklötze
übertragen das Scheibengewicht auf den Rahmen bzw. Flügel und stellen die Gangbarkeit der beweglichen Flügel sicher.

C2: Die Distanzklötze
stellen den Abstand zwischen Rahmen und Verglasung sicher. Je nach Flügelöffnungsart können diese auch eine tragende Funktion übernehmen.

Nachstehend eine Übersicht über den Sitz und die Anzahl der Verglasungsklötze in den verschiedenen Fenstertypen.

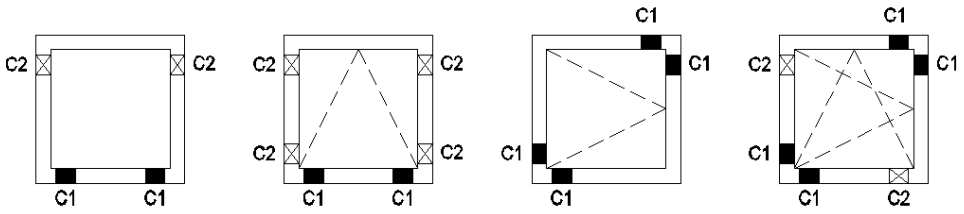

Festverglasung | Kippfenster | Drehfenster | Drehkippfenster

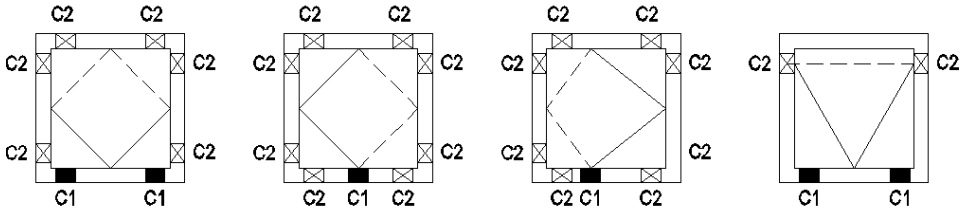

Schwingfluegel Horizontal | Schwingfluegel Vertikal | Schwingfluegel Exzentrisch | Senkklappfenster

Bei Drehfenster wird das Glas diagonal geklotzt, von der unteren Bandecke zu der gegenüberliegenden Oberseite (siehe Zeichnung Drehfenster).
Als Kontrolle für das richtige Klotzen, können auf der oberen verklotzten Ecke zwei Bleistiftlinien angezeichnet werden. Nach dem öffnen des Fensters sind diese Linien sichtbar und es kann der Flügelüberschlag gemessen werden.

III CE-PASSPORT CS 77 Windows

III.1 GENERAL EXPLANATION ABOUT CLASSICATIONS

The different characteristics have been determined in accordance with EN 14351-1 (Windows and doors - Product standard, performance characteristics - Part 1: Windows and external pedestrian door sets without resistance to fire and/or smoke leakage characteristics).

The numbers in the following tables (e.g. 4.2; 4.3,…) refer to the different chapters from EN 14351-1 which describe the different performance characteristics.

The classifications given in the next tables give the most general classifications and the test reports which are used to declare these characteristics. Other dimensions and/or other classifications are sometimes possible. When other requirements are necessary, please contact your Reynaers office. It is evident that lower (worse) values than those indicated can be declared without further testing. E.g. when wind load was tested till 1600pa (class C4) also class C3 (1200pa) or lower can be declared.

The tests were carried out in collaboration with Notified Bodies as indicated in EN 14351-1.
In IV.2 details about the Notified Bodies are given.

The different window types were grouped into different families as indicated in EN 14351-1 (Type1, Type2,…) for which a representative test element was chosen. The characteristics of the representative test element are also valid for the other windows in this family.
Indication of the different families can be found in IV.3.

III.2 NOTIFIED BODIES

SKG – notified body nr.0960
Nieuwe Kanaal 9F
Wageningen
Netherlands

Ift-Rosenheim – notified body nr. 0757
Theodor Gietl Strasse 7-9
D 83026 Rosenheim
Germany

ITB – notified body nr. 1488
ul. Ksawerów 21
02-656 Warszawa
Poland

TNO Defense, Security and Safety – notified body nr. 1749
Lange Kleiweg 137
2280 AA Rijswijk
Netherlands

III.3 OPENING TYPES

	Representative testelement	Covered variants
Type 1	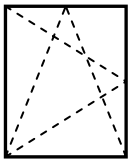 Turn-tilt	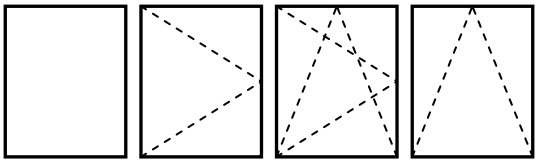 Fixed, turn window, turn tilt, tilt, top hung
Type 2	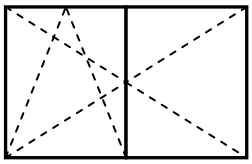 Double casement	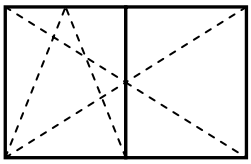 Double casement
Type 3	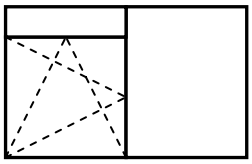 Combined element	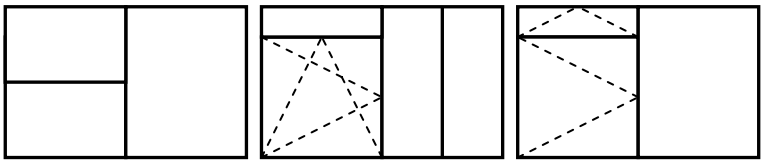 All combinations of fixed lights and opening parts, with horizontal or vertical transoms.
Hidden Vent variants		
Type 4	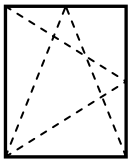 HV - Turn-tilt	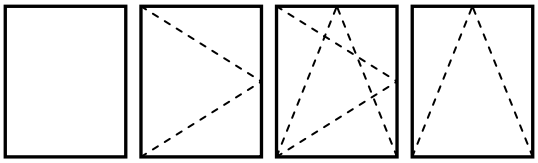 Fixed, turn window, turn tilt, tilt, top hung
Type 5	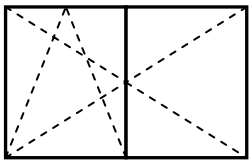 HV - Double casement	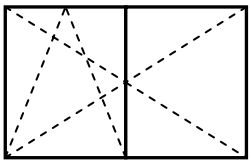 Double casement
Type 6	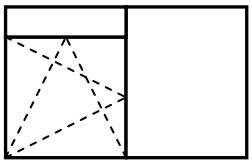 HV - Combined element	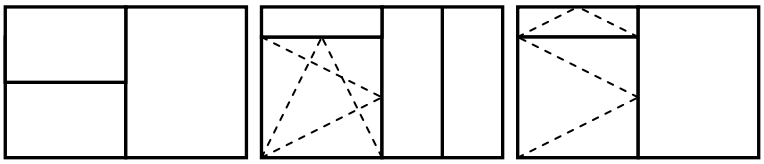 All combinations of fixed lights and opening parts, with horizontal or vertical transoms.

III.4 CHARACTERISTICS / CLASSIFICATIONS

Classifications for window type 1 (turn/tilt, side hung,…)

No	Characteristic	Classification	Notified Body -Report	Limits (mm)
4.2	Resistance to wind load (EN 12210)	**C4** (1600pa)	**ITB – NL-0766/C/LL-219/K/08/1a**	**W<1400 H<2100**
4.4	Reaction to fire	Npd		
4.5	Water tightness (EN 12208)	**9A** (600pa)	**ITB – NL-0766/C/LL-219/K/08/1a**	**W<1400 H<2100**
4.6	Dangerous substances	In the materials delivered by Reynaers, no dangerous substances as indicated in EN14351-1 are used.		
4.7	Impact resistance (EN 13049)	Npd		
4.8	Loadbearing capacity of safety devices (EN 14609)	**Pass 350N**	**ITB – 0766/C/LL-219/K/08/1a**	**W<1400 H<2100**
4.11	Acoustic performance (EN ISO 140-3 & EN ISO 717-1)	**Glass** / **Window**: **34(-1,-4) ➔ 36(-1,-4)**, **42(-1,-5) ➔ 40(-2,-4)**, **51(-2,-7) ➔ 42(-2,-4)**	BBRI - AC 3724 BBRI - AC 3725 BBRI - AC 3726	1230*1480mm, other dimensions see extrapolation rules
4.12	Thermal transmittance (EN ISO 10077-1)	Uw to be calculated in function of the project. Pre-calculated U-values for dimensions 1230*1480 and 1480*2180mm are added to this document.		
4.13	Radiation properties (EN 410)	These properties must be evaluated by the CE-label of the glass		
4.14	Air permeability (EN 12207)	**4**	**ITB – NL-0766/C/LL-219/K/08/1a**	**W<1400 H<2100**
4.16	Operating forces (EN 13115)	**1**	**ITB – NL-0766/C/LL-219/K/08/1a**	**W<1400 H<2100**
4.17	Mechanical strength (EN 13115)	**4**	**ITB – NL-0766/C/LL-219/K/08/1a**	**W<1400 H<2100**
4.18	Ventilation	Npd		
4.19	Bullet resistance (EN 1522) * only for CS77-BP	**FB4 NS FB6 S FB6 NS FSG S**	**TNO 05BP735 TNO 05BP2217 TNO 05BP2214 TNO 05BP2224**	Remark: classes S or NS depending on ammunition
4.20	Explosion resistance (EN 13123-1 & EN 13123-2)	Npd		
4.21	Resistance to repeated opening and closing (EN 12400)	**2**	**Ift – 101 27799**	**W<1300 H<1760**
4.22	Behaviour between different climates (ENV 13420)	Npd		
4.23	Burglar resistance (ENV 1627)	**Class 2**	**SKG – KOMO – ATT 08.11.104.06**	Dimensions and glass bonding: see report

** always check maximum dimensions graphs in catalogue*
Other dimensions or classifications are possible: in this case please contact Reynaers

Classifications for window type 2 (double casement)

No	Characteristic	Classification	Notified Body -Report	Limits (mm)
4.2	Resistance to wind load (EN 12210)	**C3** (1200pa)	**SKG – 09.1067**	**W<2300 H<2300**
4.4	Reaction to fire	Npd		
4.5	Water tightness (EN 12208)	**9A** (600pa**)**	**SKG – 09.1067**	**W<2300 H<2300**
4.6	Dangerous substances	In the materials delivered by Reynaers, no dangerous substances as indicated in EN14351-1 are used.		
4.7	Impact resistance (EN 13049)	Npd		
4.8	Loadbearing capacity of safety devices (EN 14609)	**Pass 350N**	**ITB – 0766/C/LL-219/K/08/1a**	**Opening part: W<1400 H<2100**
4.11	Acoustic performance (EN ISO 140-3 & EN ISO 717-1)	Npd		
4.12	Thermal transmittance (EN ISO 10077-1)	Uw to be calculated in function of the project.		
4.13	Radiation properties (EN 410)	These properties must be evaluated by the CE-label of the glass		
4.14	Air permeability (EN 12207)	**4**	**SKG – 09.1067**	**W<2300 H<2300**
4.16	Operating forces (EN 13115)	**1**	**SKG – 09.1067**	**W<2300 H<2300**
4.17	Mechanical strength (EN 13115)	**4**	**SKG – 09.1067**	**W<2300 H<2300**
4.18	Ventilation	Npd		
4.19	Bullet resistance (EN 1522)	Npd		
4.20	Explosion resistance (EN 13123-1 & EN 13123-2)	Npd		
4.21	Resistance to repeated opening and closing (EN 12400)	**2**	**Ift – 101 27799**	**Opening part: W<1300 H<1760**
4.22	Behaviour between different climates (ENV 13420)	Npd		
4.23	Burglar resistance (ENV 1627)	**Class 2**	**SKG – KOMO – ATT 08.11.104.06**	Dimensions and glass bonding: see report

** always check maximum dimensions graphs in catalogue*
Other dimensions or classifications are possible: in this case please contact Reynaers

Classifications for window type 3 (Composed element)

No	Characteristic	Classification	Notified Body -Report	Limits (mm)
4.2	Resistance to wind load (EN 12210)	**C4** (1600pa)	**ITB – 0766/C/LL-219/K/08/1a**	**W<2500 H<2550 *(1)**
4.4	Reaction to fire	Npd		
4.5	Water tightness (EN 12208)	**9A** (600pa**)**	**ITB – 0766/C/LL-219/K/08/1a**	**W<2500 H<2550**
4.6	Dangerous substances	In the materials delivered by Reynaers, no dangerous substances as indicated in EN14351-1 are used.		
4.7	Impact resistance (EN 13049)	Npd		
4.8	Loadbearing capacity of safety devices (EN 14609)	**Pass 350N**	**ITB – 0766/C/LL-219/K/08/1a**	**Opening part: W<1400 H<2100**
4.11	Acoustic performance (EN ISO 140-3 & EN ISO 717-1)	Npd		
4.12	Thermal transmittance (EN ISO 10077-1)	Uw to be calculated in function of the project.		
4.13	Radiation properties (EN 410)	These properties must be evaluated by the CE-label of the glass		
4.14	Air permeability (EN 12207)	**4**	**ITB – 0766/C/LL-219/K/08/1a**	**W<2500 H<2550**
4.16	Operating forces (EN 13115)	**1**	**ITB – 0766/C/LL-219/K/08/1a**	**Opening part: W<1400 H<2100**
4.17	Mechanical strength (EN 13115)	**4**	**ITB – 0766/C/LL-219/K/08/1a**	**Opening part: W<1400 H<2100**
4.18	Ventilation	Npd		
4.19	Bullet resistance (EN 1522) * only for CS77-BP	**FB4 NS FB6 S FB6 NS FSG S**	**TNO 05BP734 TNO 05BP2216 TNO 05BP2215 TNO 05BP2226**	Remark: classes S or NS depending on ammunition
4.20	Explosion resistance (EN 13123-1 & EN 13123-2)	Npd		
4.21	Resistance to repeated opening and closing (EN 12400)	**2**	**Ift – 101 27799**	**Opening part: W<1300 H<1760**
4.22	Behaviour between different climates (ENV 13420)	Npd		
4.23	Burglar resistance (ENV 1627)	**Class 2**	**SKG – KOMO – ATT 08.11.104.06**	Dimensions and glass bonding: see report

**1: Deflection to be calculated in function of wind load and allowable deformation.*
Other dimensions or classifications are possible: in this case please contact Reynaers

Classifications for window type 4 (Hidden vent - turn/tilt, side hung,…)

No	Characteristic	Classification	Notified Body -Report	Limits (mm)
4.2	Resistance to wind load (EN 12210)	**C3/B4** (1200/1600pa)	**ITB – LK-02344/09/3**	**W<1280 H<1630**
4.4	Reaction to fire	Npd		
4.5	Water tightness (EN 12208)	**9A** (600pa)	**ITB – LK-02344/09/3**	**W<1280 H<1630**
4.6	Dangerous substances	In the materials delivered by Reynaers, no dangerous substances as indicated in EN14351-1 are used.		
4.7	Impact resistance (EN 13049)	Npd		
4.8	Loadbearing capacity of safety devices (EN 14609)	**Pass 350N**	**ITB – LK-02344/09/3**	**W<1280 H<1630**
4.11	Acoustic performance (EN ISO 140-3 & EN ISO 717-1)	**Glass** / **Window** **34(-1,-4) ➔ 34(-1,-4)** **41(-2,-4) ➔ 39(-1,-4)** **48(-2,-8) ➔ 47(-3,-8)**	ITB – LA/1482_d1/07 ITB – LA/1482_d2/07 ITB – LA/1482_d3/07	1230*1480mm, other dimensions see extrapolation rules
4.12	Thermal transmittance (EN ISO 10077-1)	Uw to be calculated in function of the project. Pre-calculated U-values for dimensions 1230*1480 and 1480*2180mm are added to this document.		
4.13	Radiation properties (EN 410)	These properties must be evaluated by the CE-label of the glass		
4.14	Air permeability (EN 12207)	**4**	**ITB – LK-02344/09/3**	**W<1280 H<1630**
4.16	Operating forces (EN 13115)	**1**	**ITB – LK-02344/09/3**	**W<1280 H<1630**
4.17	Mechanical strength (EN 13115)	**4**	**ITB – LK-02344/09/3**	**W<1280 H<1630**
4.18	Ventilation	Npd		
4.19	Bullet resistance (EN 1522)	Npd		
4.20	Explosion resistance (EN 13123-1 & EN 13123-2)	Npd		
4.21	Resistance to repeated opening and closing (EN 12400)	**Ongoing**	**Ongoing**	**Ongoing**
4.22	Behaviour between different climates (ENV 13420)	Npd		
4.23	Burglar resistance (ENV 1627)	Npd		

** always check maximum dimensions graphs in catalogue*
Other dimensions or classifications are possible: in this case please contact Reynaers

Classifications for window type 5 (Hidden Vent - double casement)

No	Characteristic	Classification	Notified Body -Report	Limits (mm)
4.2	Resistance to wind load (EN 12210)	**C4** (1600pa)	**ITB – NL-0766/C/LL-219/K/08/2a**	**W<1825 H<1800**
4.4	Reaction to fire	Npd		
4.5	Water tightness (EN 12208)	**E750** (750pa**)**	**ITB – NL-0766/C/LL-219/K/08/2a**	**W<1825 H<1800**
4.6	Dangerous substances	In the materials delivered by Reynaers, no dangerous substances as indicated in EN14351-1 are used.		
4.7	Impact resistance (EN 13049)	Npd		
4.8	Loadbearing capacity of safety devices (EN 14609)	**Pass 350N**	**ITB – NL-0766/C/LL-219/K/08/2a**	**W<1825 H<1800**
4.11	Acoustic performance (EN ISO 140-3 & EN ISO 717-1)	Npd		
4.12	Thermal transmittance (EN ISO 10077-1)	Uw to be calculated in function of the project.		
4.13	Radiation properties (EN 410)	These properties must be evaluated by the CE-label of the glass		
4.14	Air permeability (EN 12207)	**4**	**ITB – NL-0766/C/LL-219/K/08/2a**	**W<1825 H<1800**
4.16	Operating forces (EN 13115)	**1**	**ITB – NL-0766/C/LL-219/K/08/2a**	**W<1825 H<1800**
4.17	Mechanical strength (EN 13115)	**4**	**ITB – NL-0766/C/LL-219/K/08/2a**	**W<1825 H<1800**
4.18	Ventilation	Npd		
4.19	Bullet resistance (EN 1522)	Npd		
4.20	Explosion resistance (EN 13123-1 & EN 13123-2)	Npd		
4.21	Resistance to repeated opening and closing (EN 12400)	**Ongoing**	**Ongoing**	**Ongoing**
4.22	Behaviour between different climates (ENV 13420)	Npd		
4.23	Burglar resistance (ENV 1627)	Npd		

** always check maximum dimensions graphs in catalogue*
Other dimensions or classifications are possible: in this case please contact Reynaers

Classifications for window type 6 (Hidden Vent - Composed element)

No	Characteristic	Classification	Notified Body -Report	Limits (mm)
4.2	Resistance to wind load (EN 12210)	**C3/B4** (1200/1600pa)	**ITB – LK-02344/09/3**	**W<2400 H<2150*(1)**
4.4	Reaction to fire	Npd		
4.5	Water tightness (EN 12208)	**9A** (600pa)	**ITB – LK-02344/09/3**	**W<2400 H<2150**
4.6	Dangerous substances	In the materials delivered by Reynaers, no dangerous substances as indicated in EN14351-1 are used.		
4.7	Impact resistance (EN 13049)	Npd		
4.8	Loadbearing capacity of safety devices (EN 14609)	**Pass 350N**	**ITB – LK-02344/09/3**	**Opening part: W<1280 H<1630**
4.11	Acoustic performance (EN ISO 140-3 & EN ISO 717-1)	Npd		
4.12	Thermal transmittance (EN ISO 10077-1)	Uw to be calculated in function of the project.		
4.13	Radiation properties (EN 410)	These properties must be evaluated by the CE-label of the glass		
4.14	Air permeability (EN 12207)	**4**	**ITB – LK-02344/09/2**	**W<2400 H<2150**
4.16	Operating forces (EN 13115)	**1**	**ITB – LK-02344/09/2**	**Opening part: W<1280 H<1630**
4.17	Mechanical strength (EN 13115)	**4**	**ITB – LK-02344/09/2**	**Opening part: W<1280 H<1630**
4.18	Ventilation	Npd		
4.19	Bullet resistance (EN 1522)	Npd		
4.20	Explosion resistance (EN 13123-1 & EN 13123-2)	Npd		
4.21	Resistance to repeated opening and closing (EN 12400)	**Ongoing**	**Ongoing**	Ongoing
4.22	Behaviour between different climates (ENV 13420)	Npd		
4.23	Burglar resistance (ENV 1627)	Npd		

**1: Deflection to be calculated in function of wind load and allowable deformation.*
Other dimensions or classifications are possible: in this case please contact Reynaers

Extrapollation rules for acoustical values

The acoustical tests were carried out on windows with standard dimensions of 1230*1480mm (1.82m²).
For windows with other dimensions, the measured values must be corrected with the values as indicated in following table.

Window size range	Sound insulation for window
Overall area ≤ 2.7m²	R_w and $R_w + C_{tr}$ as tested
2.7m² < Overall area ≤ 3.6m²	Correct R_w and $R_w + C_{tr}$ with -1 dB
3.6m²< Overall area ≤ 4.6m²	Correct R_w and $R_w + C_{tr}$ with -2 dB
4.6m² < Overall area	Correct R_w and $R_w + C_{tr}$ with -3 dB

III.5 THERMAL TRANSMITTANCE

Thermal transmittance CS77

U_{window} value for Type 1 area ≤ 2.3 m² *

Uf EN ISO 10077-2				Uw Outer Frame-Vent combinations (EN ISO 10077-1:2006)																						
				Ug=	0.6	0.7	0.8	0.9	1.0	1.1	1.2	1.3	1.4	1.5	1.6	2.8	0.6	0.7	0.8	0.9	1.0	1.1	1.2	1.3	1.4	1.5	2.8
	Uf W/m²K	Glass thickness	Width mm	psi=	0.11	0.11	0.11	0.11	0.11	0.11	0.11	0.11	0.11	0.11	0.11	0.11	0.08	0.08	0.08	0.08	0.08	0.08	0.08	0.08	0.08	0.08	0.08
0083136	2.41	24	51		**1.17**	**1.25**	**1.34**	**1.42**	**1.51**	**1.59**	**1.68**	**1.77**	**1.85**	**1.94**	**2.02**	**3.05**	**1.08**	**1.17**	**1.26**	**1.34**	**1.43**	**1.51**	**1.60**	**1.68**	**1.77**	**1.85**	**2.96**
0083136+0083102	2.45	24	89		**1.34**	**1.42**	**1.49**	**1.57**	**1.64**	**1.72**	**1.79**	**1.87**	**1.94**	**2.02**	**2.09**	**3.00**	**1.26**	**1.34**	**1.42**	**1.49**	**1.57**	**1.64**	**1.72**	**1.79**	**1.87**	**1.94**	**2.92**
0083136+0083192	2.29	24	102		**1.35**	**1.42**	**1.50**	**1.57**	**1.64**	**1.71**	**1.78**	**1.86**	**1.93**	**2.00**	**2.07**	**2.93**	**1.28**	**1.35**	**1.42**	**1.49**	**1.56**	**1.64**	**1.71**	**1.78**	**1.85**	**1.92**	**2.86**
0083136+0083112	2.20	24	115		**1.37**	**1.44**	**1.51**	**1.58**	**1.65**	**1.72**	**1.79**	**1.85**	**1.92**	**1.99**	**2.06**	**2.88**	**1.30**	**1.37**	**1.44**	**1.51**	**1.57**	**1.64**	**1.71**	**1.78**	**1.85**	**1.92**	**2.81**
0083136+0083121	2.14	24	128		**1.40**	**1.46**	**1.53**	**1.59**	**1.66**	**1.72**	**1.79**	**1.86**	**1.92**	**1.99**	**2.05**	**2.84**	**1.32**	**1.39**	**1.46**	**1.52**	**1.59**	**1.65**	**1.72**	**1.78**	**1.85**	**1.91**	**2.77**
0083183	2.12	24	64		**1.17**	**1.25**	**1.34**	**1.42**	**1.50**	**1.58**	**1.66**	**1.75**	**1.83**	**1.91**	**1.99**	**2.97**	**1.09**	**1.17**	**1.26**	**1.34**	**1.42**	**1.50**	**1.58**	**1.66**	**1.75**	**1.83**	**2.89**
0083183+0083102	2.29	24	102		**1.35**	**1.42**	**1.50**	**1.57**	**1.64**	**1.71**	**1.78**	**1.86**	**1.93**	**2.00**	**2.07**	**2.93**	**1.28**	**1.35**	**1.42**	**1.49**	**1.56**	**1.64**	**1.71**	**1.78**	**1.85**	**1.92**	**2.86**
0083183+0083192	2.13	24	115		**1.35**	**1.42**	**1.49**	**1.56**	**1.63**	**1.69**	**1.76**	**1.83**	**1.90**	**1.97**	**2.04**	**2.86**	**1.28**	**1.35**	**1.41**	**1.48**	**1.55**	**1.62**	**1.69**	**1.76**	**1.83**	**1.90**	**2.79**
0083183+0083112	2.08	24	128		**1.38**	**1.44**	**1.51**	**1.57**	**1.64**	**1.70**	**1.77**	**1.83**	**1.90**	**1.97**	**2.03**	**2.82**	**1.30**	**1.37**	**1.43**	**1.50**	**1.57**	**1.63**	**1.70**	**1.76**	**1.83**	**1.89**	**2.74**
0083183+0083121	2.03	24	141		**1.40**	**1.46**	**1.52**	**1.58**	**1.65**	**1.71**	**1.77**	**1.83**	**1.90**	**1.96**	**2.02**	**2.77**	**1.33**	**1.39**	**1.45**	**1.51**	**1.58**	**1.64**	**1.70**	**1.76**	**1.83**	**1.89**	**2.70**
0083125	1.98	24	77		**1.19**	**1.27**	**1.35**	**1.42**	**1.50**	**1.58**	**1.66**	**1.74**	**1.82**	**1.89**	**1.97**	**2.91**	**1.11**	**1.19**	**1.27**	**1.34**	**1.42**	**1.50**	**1.58**	**1.66**	**1.74**	**1.81**	**2.83**
0083125+0083102	2.21	24	115		**1.38**	**1.45**	**1.51**	**1.58**	**1.65**	**1.72**	**1.79**	**1.86**	**1.93**	**1.99**	**2.06**	**2.89**	**1.30**	**1.37**	**1.44**	**1.51**	**1.58**	**1.65**	**1.71**	**1.78**	**1.85**	**1.92**	**2.81**
0083125+0083192	2.08	24	128		**1.38**	**1.44**	**1.51**	**1.57**	**1.64**	**1.70**	**1.77**	**1.83**	**1.90**	**1.97**	**2.03**	**2.82**	**1.30**	**1.37**	**1.43**	**1.50**	**1.57**	**1.63**	**1.70**	**1.76**	**1.83**	**1.89**	**2.74**
0083125+0083112	2.03	24	141		**1.40**	**1.46**	**1.52**	**1.58**	**1.65**	**1.71**	**1.77**	**1.83**	**1.90**	**1.96**	**2.02**	**2.77**	**1.33**	**1.39**	**1.45**	**1.51**	**1.58**	**1.64**	**1.70**	**1.76**	**1.83**	**1.89**	**2.70**
0083125+0083121	1.99	24	154		**1.42**	**1.48**	**1.54**	**1.60**	**1.66**	**1.71**	**1.77**	**1.83**	**1.89**	**1.95**	**2.01**	**2.72**	**1.35**	**1.41**	**1.47**	**1.53**	**1.59**	**1.65**	**1.71**	**1.76**	**1.82**	**1.88**	**2.65**
0083140	1.94	24	90		**1.22**	**1.29**	**1.37**	**1.44**	**1.52**	**1.59**	**1.67**	**1.74**	**1.82**	**1.89**	**1.97**	**2.87**	**1.14**	**1.22**	**1.29**	**1.37**	**1.44**	**1.52**	**1.59**	**1.67**	**1.74**	**1.82**	**2.79**
0083140+0083102	2.16	24	128		**1.40**	**1.47**	**1.53**	**1.60**	**1.67**	**1.73**	**1.80**	**1.86**	**1.93**	**1.99**	**2.06**	**2.84**	**1.33**	**1.40**	**1.46**	**1.53**	**1.59**	**1.66**	**1.72**	**1.79**	**1.86**	**1.92**	**2.77**
0083140+0083192	2.03	24	141		**1.40**	**1.46**	**1.52**	**1.58**	**1.65**	**1.71**	**1.77**	**1.83**	**1.90**	**1.96**	**2.02**	**2.77**	**1.33**	**1.39**	**1.45**	**1.51**	**1.58**	**1.64**	**1.70**	**1.76**	**1.83**	**1.89**	**2.70**
0083140+0083112	1.99	24	154		**1.42**	**1.48**	**1.54**	**1.60**	**1.66**	**1.71**	**1.77**	**1.83**	**1.89**	**1.95**	**2.01**	**2.72**	**1.35**	**1.41**	**1.47**	**1.53**	**1.59**	**1.65**	**1.71**	**1.76**	**1.82**	**1.88**	**2.65**
0083140+0083121	1.96	24	167		**1.44**	**1.50**	**1.55**	**1.61**	**1.67**	**1.72**	**1.78**	**1.83**	**1.89**	**1.95**	**2.00**	**2.68**	**1.37**	**1.43**	**1.49**	**1.54**	**1.60**	**1.65**	**1.71**	**1.77**	**1.82**	**1.88**	**2.61**

U_{window} value for Type 1 area > 2.3 m² **

Uf EN ISO 10077-2				Uw Outer Frame-Vent combinations (EN ISO 10077-1:2006)																						
				Ug=	0.6	0.7	0.8	0.9	1.0	1.1	1.2	1.3	1.4	1.5	1.6	2.8	0.6	0.7	0.8	0.9	1.0	1.1	1.2	1.3	1.4	1.5	2.8
	Uf W/m²K	Glass thickness	Width mm	psi=	0.11	0.11	0.11	0.11	0.11	0.11	0.11	0.11	0.11	0.11	0.11	0.11	0.08	0.08	0.08	0.08	0.08	0.08	0.08	0.08	0.08	0.08	0.08
0083136	2.41	24	51		**1.04**	**1.13**	**1.22**	**1.31**	**1.39**	**1.48**	**1.57**	**1.66**	**1.75**	**1.84**	**1.93**	**2.99**	**0.97**	**1.06**	**1.15**	**1.24**	**1.33**	**1.42**	**1.51**	**1.60**	**1.68**	**1.77**	**2.93**
0083136+0083102	2.45	24	89		**1.18**	**1.26**	**1.34**	**1.42**	**1.50**	**1.58**	**1.67**	**1.75**	**1.83**	**1.91**	**1.99**	**2.96**	**1.12**	**1.20**	**1.28**	**1.36**	**1.44**	**1.52**	**1.60**	**1.68**	**1.77**	**1.85**	**2.90**
0083136+0083192	2.29	24	102		**1.19**	**1.27**	**1.35**	**1.43**	**1.50**	**1.58**	**1.66**	**1.74**	**1.82**	**1.89**	**1.97**	**2.91**	**1.13**	**1.21**	**1.29**	**1.37**	**1.44**	**1.52**	**1.60**	**1.68**	**1.76**	**1.83**	**2.85**
0083136+0083112	2.20	24	115		**1.21**	**1.28**	**1.36**	**1.44**	**1.51**	**1.59**	**1.66**	**1.74**	**1.81**	**1.89**	**1.96**	**2.87**	**1.15**	**1.23**	**1.30**	**1.38**	**1.45**	**1.53**	**1.60**	**1.68**	**1.75**	**1.83**	**2.81**
0083136+0083121	2.14	24	128		**1.23**	**1.30**	**1.38**	**1.45**	**1.52**	**1.60**	**1.67**	**1.74**	**1.81**	**1.89**	**1.96**	**2.84**	**1.17**	**1.25**	**1.32**	**1.39**	**1.46**	**1.54**	**1.61**	**1.68**	**1.76**	**1.83**	**2.78**
0083183	2.12	24	64		**1.05**	**1.13**	**1.22**	**1.30**	**1.39**	**1.48**	**1.56**	**1.65**	**1.73**	**1.82**	**1.90**	**2.94**	**0.98**	**1.07**	**1.15**	**1.24**	**1.33**	**1.41**	**1.50**	**1.58**	**1.67**	**1.76**	**2.87**
0083183+0083102	2.29	24	102		**1.19**	**1.27**	**1.35**	**1.43**	**1.50**	**1.58**	**1.66**	**1.74**	**1.82**	**1.89**	**1.97**	**2.91**	**1.13**	**1.21**	**1.29**	**1.37**	**1.44**	**1.52**	**1.60**	**1.68**	**1.76**	**1.83**	**2.85**
0083183+0083192	2.13	24	115		**1.19**	**1.27**	**1.34**	**1.42**	**1.49**	**1.57**	**1.65**	**1.72**	**1.80**	**1.87**	**1.95**	**2.85**	**1.13**	**1.21**	**1.28**	**1.36**	**1.43**	**1.51**	**1.59**	**1.66**	**1.74**	**1.81**	**2.79**
0083183+0083112	2.08	24	128		**1.21**	**1.29**	**1.36**	**1.43**	**1.51**	**1.58**	**1.65**	**1.73**	**1.80**	**1.87**	**1.94**	**2.82**	**1.16**	**1.23**	**1.30**	**1.37**	**1.45**	**1.52**	**1.59**	**1.67**	**1.74**	**1.81**	**2.76**
0083183+0083121	2.03	24	141		**1.23**	**1.30**	**1.37**	**1.44**	**1.52**	**1.59**	**1.66**	**1.73**	**1.80**	**1.87**	**1.94**	**2.78**	**1.18**	**1.25**	**1.32**	**1.39**	**1.46**	**1.53**	**1.60**	**1.67**	**1.74**	**1.81**	**2.73**
0083125	1.98	24	77		**1.06**	**1.14**	**1.23**	**1.31**	**1.39**	**1.48**	**1.56**	**1.64**	**1.73**	**1.81**	**1.89**	**2.89**	**1.00**	**1.08**	**1.16**	**1.25**	**1.33**	**1.41**	**1.50**	**1.58**	**1.66**	**1.75**	**2.83**
0083125+0083102	2.21	24	115		**1.21**	**1.29**	**1.36**	**1.44**	**1.51**	**1.59**	**1.67**	**1.74**	**1.82**	**1.89**	**1.97**	**2.87**	**1.15**	**1.23**	**1.30**	**1.38**	**1.45**	**1.53**	**1.61**	**1.68**	**1.76**	**1.83**	**2.81**
0083125+0083192	2.08	24	128		**1.21**	**1.29**	**1.36**	**1.43**	**1.51**	**1.58**	**1.65**	**1.73**	**1.80**	**1.87**	**1.94**	**2.82**	**1.16**	**1.23**	**1.30**	**1.37**	**1.45**	**1.52**	**1.59**	**1.67**	**1.74**	**1.81**	**2.76**
0083125+0083112	2.03	24	141		**1.23**	**1.30**	**1.37**	**1.44**	**1.52**	**1.59**	**1.66**	**1.73**	**1.80**	**1.87**	**1.94**	**2.78**	**1.18**	**1.25**	**1.32**	**1.39**	**1.46**	**1.53**	**1.60**	**1.67**	**1.74**	**1.81**	**2.73**
0083125+0083121	1.99	24	154		**1.25**	**1.32**	**1.39**	**1.46**	**1.52**	**1.59**	**1.66**	**1.73**	**1.80**	**1.86**	**1.93**	**2.75**	**1.20**	**1.26**	**1.33**	**1.40**	**1.47**	**1.54**	**1.60**	**1.67**	**1.74**	**1.81**	**2.69**
0083140	1.94	24	90		**1.09**	**1.17**	**1.25**	**1.33**	**1.41**	**1.49**	**1.57**	**1.65**	**1.73**	**1.81**	**1.89**	**2.86**	**1.02**	**1.10**	**1.18**	**1.27**	**1.35**	**1.43**	**1.51**	**1.59**	**1.67**	**1.75**	**2.80**
0083140+0083102	2.16	24	128		**1.24**	**1.31**	**1.38**	**1.45**	**1.53**	**1.60**	**1.67**	**1.75**	**1.82**	**1.89**	**1.97**	**2.84**	**1.18**	**1.25**	**1.32**	**1.40**	**1.47**	**1.54**	**1.62**	**1.69**	**1.76**	**1.83**	**2.78**
0083140+0083192	2.03	24	141		**1.23**	**1.30**	**1.37**	**1.44**	**1.52**	**1.59**	**1.66**	**1.73**	**1.80**	**1.87**	**1.94**	**2.78**	**1.18**	**1.25**	**1.32**	**1.39**	**1.46**	**1.53**	**1.60**	**1.67**	**1.74**	**1.81**	**2.73**
0083140+0083112	1.99	24	154		**1.25**	**1.32**	**1.39**	**1.46**	**1.52**	**1.59**	**1.66**	**1.73**	**1.80**	**1.86**	**1.93**	**2.75**	**1.20**	**1.26**	**1.33**	**1.40**	**1.47**	**1.54**	**1.60**	**1.67**	**1.74**	**1.81**	**2.69**
0083140+0083121	1.96	24	167		**1.27**	**1.34**	**1.40**	**1.47**	**1.53**	**1.60**	**1.67**	**1.73**	**1.80**	**1.86**	**1.93**	**2.71**	**1.22**	**1.28**	**1.35**	**1.41**	**1.48**	**1.54**	**1.61**	**1.68**	**1.74**	**1.81**	**2.66**

U_f value for Type 2

EN ISO 10077-2			
With 008.3115.XX	Uf W/m²K	Glass thickness	Width mm
0083102+0083102	**2.56**	24.00	144
0083102+0083192	**2.34**	24.00	157
0083102+0083112	**2.28**	24.00	170
0083102+0083121	**2.24**	24.00	183
0083192+0050192	**2.25**	24.00	170
0083192+0083112	**2.20**	24.00	183
0083192+0083121	**2.16**	24.00	196
0083112+0083112	**2.15**	24.00	196
0083112+0083121	**2.12**	24.00	209
0083121+0083121	**2.09**	24.00	222

U_f value for Type 1, Type 2, Type 3

EN ISO 10077-2

Uf-values for specific other profile combinations, see Uf-value table for CS77/CS77-HI

* Uw has been calculated for a window with dimensions 1230*1480mm
** Uw has been calculated for a window with dimensions 1480*2180mm

Thermal transmittance CS77-HI

U_{window} value for Type 1 area ≤ 2.3 m² *

Uf EN ISO 10077-2				Uw Outer Frame-Vent combinations (EN ISO 10077-1:2006)																							
				Ug=	0.6	0.7	0.8	0.9	1.0	1.1	1.2	1.3	1.4	1.5	1.6	2.8	0.6	0.7	0.8	0.9	1.0	1.1	1.2	1.3	1.4	1.5	2.8
	Uf W/m²K	Glass thickness	Width mm	psi=	0.11	0.11	0.11	0.11	0.11	0.11	0.11	0.11	0.11	0.11	0.11	0.11	0.08	0.08	0.08	0.08	0.08	0.08	0.08	0.08	0.08	0.08	0.08
0083136	1.67	24	51		**1.06**	**1.14**	**1.23**	**1.32**	**1.40**	**1.49**	**1.57**	**1.66**	**1.74**	**1.83**	**1.91**	**2.94**	**0.98**	**1.06**	**1.15**	**1.23**	**1.32**	**1.40**	**1.49**	**1.57**	**1.66**	**1.75**	**2.86**
0083136+0083102	2.05	24	89		**1.24**	**1.32**	**1.39**	**1.47**	**1.54**	**1.62**	**1.69**	**1.77**	**1.85**	**1.92**	**2.00**	**2.90**	**1.17**	**1.24**	**1.32**	**1.39**	**1.47**	**1.54**	**1.62**	**1.69**	**1.77**	**1.84**	**2.82**
0083136+0083192	1.95	24	102		**1.26**	**1.33**	**1.40**	**1.47**	**1.54**	**1.62**	**1.69**	**1.76**	**1.83**	**1.90**	**1.98**	**2.84**	**1.18**	**1.25**	**1.33**	**1.40**	**1.47**	**1.54**	**1.61**	**1.68**	**1.76**	**1.83**	**2.76**
0083136+0083112	1.89	24	115		**1.28**	**1.34**	**1.41**	**1.48**	**1.55**	**1.62**	**1.69**	**1.76**	**1.83**	**1.89**	**1.96**	**2.79**	**1.20**	**1.27**	**1.34**	**1.41**	**1.48**	**1.55**	**1.61**	**1.68**	**1.75**	**1.82**	**2.71**
0083136+0083121	1.86	24	128		**1.30**	**1.37**	**1.43**	**1.50**	**1.56**	**1.63**	**1.69**	**1.76**	**1.82**	**1.89**	**1.96**	**2.74**	**1.23**	**1.29**	**1.36**	**1.42**	**1.49**	**1.56**	**1.62**	**1.69**	**1.75**	**1.82**	**2.67**
0083183	1.58	24	64		**1.07**	**1.16**	**1.24**	**1.32**	**1.40**	**1.48**	**1.57**	**1.65**	**1.73**	**1.81**	**1.89**	**2.88**	**0.99**	**1.08**	**1.16**	**1.24**	**1.32**	**1.40**	**1.48**	**1.57**	**1.65**	**1.73**	**2.79**
0083183+0083102	1.95	24	102		**1.26**	**1.33**	**1.40**	**1.47**	**1.54**	**1.62**	**1.69**	**1.76**	**1.83**	**1.90**	**1.98**	**2.84**	**1.18**	**1.25**	**1.33**	**1.40**	**1.47**	**1.54**	**1.61**	**1.68**	**1.76**	**1.83**	**2.76**
0083183+0083192	1.88	24	115		**1.27**	**1.34**	**1.41**	**1.48**	**1.55**	**1.62**	**1.68**	**1.75**	**1.82**	**1.89**	**1.96**	**2.78**	**1.20**	**1.27**	**1.34**	**1.40**	**1.47**	**1.54**	**1.61**	**1.68**	**1.75**	**1.82**	**2.71**
0083183+0083112	1.83	24	128		**1.29**	**1.36**	**1.42**	**1.49**	**1.55**	**1.62**	**1.68**	**1.75**	**1.81**	**1.88**	**1.95**	**2.73**	**1.22**	**1.28**	**1.35**	**1.41**	**1.48**	**1.55**	**1.61**	**1.68**	**1.74**	**1.81**	**2.66**
0083183+0083121	1.81	24	141		**1.31**	**1.38**	**1.44**	**1.50**	**1.56**	**1.63**	**1.69**	**1.75**	**1.81**	**1.88**	**1.94**	**2.69**	**1.24**	**1.31**	**1.37**	**1.43**	**1.49**	**1.56**	**1.62**	**1.68**	**1.74**	**1.81**	**2.62**
0083125	1.56	24	77		**1.10**	**1.18**	**1.25**	**1.33**	**1.41**	**1.49**	**1.57**	**1.65**	**1.72**	**1.80**	**1.88**	**2.82**	**1.02**	**1.10**	**1.18**	**1.25**	**1.33**	**1.41**	**1.49**	**1.57**	**1.65**	**1.72**	**2.74**
0083125+0083102	1.91	24	115		**1.28**	**1.35**	**1.42**	**1.49**	**1.56**	**1.63**	**1.69**	**1.76**	**1.83**	**1.90**	**1.97**	**2.79**	**1.21**	**1.28**	**1.35**	**1.41**	**1.48**	**1.55**	**1.62**	**1.69**	**1.76**	**1.83**	**2.72**
0083125+0083192	1.83	24	128		**1.29**	**1.36**	**1.42**	**1.49**	**1.55**	**1.62**	**1.68**	**1.75**	**1.81**	**1.88**	**1.95**	**2.73**	**1.22**	**1.28**	**1.35**	**1.41**	**1.48**	**1.55**	**1.61**	**1.68**	**1.74**	**1.81**	**2.66**
0083125+0083112	1.80	24	141		**1.31**	**1.37**	**1.44**	**1.50**	**1.56**	**1.62**	**1.69**	**1.75**	**1.81**	**1.87**	**1.93**	**2.68**	**1.24**	**1.30**	**1.36**	**1.43**	**1.49**	**1.55**	**1.61**	**1.68**	**1.74**	**1.80**	**2.61**
0083125+0083121	1.78	24	154		**1.33**	**1.39**	**1.45**	**1.51**	**1.57**	**1.63**	**1.69**	**1.75**	**1.81**	**1.87**	**1.93**	**2.64**	**1.26**	**1.32**	**1.38**	**1.44**	**1.50**	**1.56**	**1.62**	**1.68**	**1.74**	**1.80**	**2.57**
0083140	1.57	24	90		**1.13**	**1.20**	**1.28**	**1.35**	**1.43**	**1.50**	**1.58**	**1.65**	**1.73**	**1.80**	**1.88**	**2.78**	**1.05**	**1.12**	**1.20**	**1.27**	**1.35**	**1.42**	**1.50**	**1.57**	**1.65**	**1.72**	**2.70**
0083140+0083102	1.88	24	128		**1.31**	**1.37**	**1.44**	**1.50**	**1.57**	**1.63**	**1.70**	**1.77**	**1.83**	**1.90**	**1.96**	**2.75**	**1.23**	**1.30**	**1.37**	**1.43**	**1.50**	**1.56**	**1.63**	**1.69**	**1.76**	**1.82**	**2.68**
0083140+0083192	1.81	24	141		**1.31**	**1.38**	**1.44**	**1.50**	**1.56**	**1.63**	**1.69**	**1.75**	**1.81**	**1.88**	**1.94**	**2.69**	**1.24**	**1.31**	**1.37**	**1.43**	**1.49**	**1.56**	**1.62**	**1.68**	**1.74**	**1.81**	**2.62**
0083140+0083112	1.78	24	154		**1.33**	**1.39**	**1.45**	**1.51**	**1.57**	**1.63**	**1.69**	**1.75**	**1.81**	**1.87**	**1.93**	**2.64**	**1.26**	**1.32**	**1.38**	**1.44**	**1.50**	**1.56**	**1.62**	**1.68**	**1.74**	**1.80**	**2.57**
0083140+0083121	1.76	24	167		**1.35**	**1.41**	**1.47**	**1.52**	**1.58**	**1.63**	**1.69**	**1.75**	**1.80**	**1.86**	**1.92**	**2.59**	**1.29**	**1.34**	**1.40**	**1.45**	**1.51**	**1.57**	**1.62**	**1.68**	**1.74**	**1.79**	**2.53**

U_{window} value for Type 1 area > 2.3 m² **

Uf EN ISO 10077-2				Uw Outer Frame-Vent combinations (EN ISO 10077-1:2006)																							
				Ug=	0.6	0.7	0.8	0.9	1.0	1.1	1.2	1.3	1.4	1.5	1.6	2.8	0.6	0.7	0.8	0.9	1.0	1.1	1.2	1.3	1.4	1.5	2.8
	Uf W/m²K	Glass thickness	Width mm	psi=	0.11	0.11	0.11	0.11	0.11	0.11	0.11	0.11	0.11	0.11	0.11	0.11	0.08	0.08	0.08	0.08	0.08	0.08	0.08	0.08	0.08	0.08	0.08
0083136	1.67	24	51		0.96	1.04	1.13	1.22	1.31	1.4	1.49	1.58	1.67	1.75	1.84	2.91	0.89	0.98	1.07	1.16	1.25	1.34	1.42	1.51	1.6	1.69	2.84
0083136+0083102	2.05	24	89		**1.10**	**1.18**	**1.27**	**1.35**	**1.43**	**1.51**	**1.59**	**1.67**	**1.75**	**1.83**	**1.91**	**2.88**	**1.04**	**1.12**	**1.20**	**1.28**	**1.37**	**1.45**	**1.53**	**1.61**	**1.69**	**1.77**	**2.82**
0083136+0083192	1.95	24	102		**1.12**	**1.19**	**1.27**	**1.35**	**1.43**	**1.51**	**1.59**	**1.66**	**1.74**	**1.82**	**1.90**	**2.84**	**1.06**	**1.13**	**1.21**	**1.29**	**1.37**	**1.45**	**1.53**	**1.60**	**1.68**	**1.76**	**2.78**
0083136+0083112	1.89	24	115		**1.13**	**1.21**	**1.28**	**1.36**	**1.44**	**1.51**	**1.59**	**1.66**	**1.74**	**1.81**	**1.89**	**2.80**	**1.07**	**1.15**	**1.23**	**1.30**	**1.38**	**1.45**	**1.53**	**1.60**	**1.68**	**1.75**	**2.74**
0083136+0083121	1.86	24	128		**1.15**	**1.23**	**1.30**	**1.37**	**1.45**	**1.52**	**1.59**	**1.67**	**1.74**	**1.81**	**1.88**	**2.76**	**1.10**	**1.17**	**1.24**	**1.32**	**1.39**	**1.46**	**1.53**	**1.61**	**1.68**	**1.75**	**2.70**
0083183	1.58	24	64		**0.97**	**1.06**	**1.14**	**1.23**	**1.31**	**1.40**	**1.49**	**1.57**	**1.66**	**1.74**	**1.83**	**2.86**	**0.91**	**0.99**	**1.08**	**1.16**	**1.25**	**1.34**	**1.42**	**1.51**	**1.59**	**1.68**	**2.80**
0083183+0083102	1.95	24	102		**1.12**	**1.19**	**1.27**	**1.35**	**1.43**	**1.51**	**1.59**	**1.66**	**1.74**	**1.82**	**1.90**	**2.84**	**1.06**	**1.13**	**1.21**	**1.29**	**1.37**	**1.45**	**1.53**	**1.60**	**1.68**	**1.76**	**2.78**
0083183+0083192	1.88	24	115		**1.13**	**1.21**	**1.28**	**1.36**	**1.43**	**1.51**	**1.58**	**1.66**	**1.74**	**1.81**	**1.89**	**2.79**	**1.07**	**1.15**	**1.22**	**1.30**	**1.37**	**1.45**	**1.52**	**1.60**	**1.68**	**1.75**	**2.73**
0083183+0083112	1.83	24	128		**1.15**	**1.22**	**1.29**	**1.37**	**1.44**	**1.51**	**1.58**	**1.66**	**1.73**	**1.80**	**1.88**	**2.75**	**1.09**	**1.16**	**1.23**	**1.31**	**1.38**	**1.45**	**1.53**	**1.60**	**1.67**	**1.75**	**2.69**
0083183+0083121	1.81	24	141		**1.17**	**1.24**	**1.31**	**1.38**	**1.45**	**1.52**	**1.59**	**1.66**	**1.73**	**1.80**	**1.87**	**2.72**	**1.11**	**1.18**	**1.25**	**1.32**	**1.39**	**1.46**	**1.53**	**1.60**	**1.67**	**1.75**	**2.66**
0083125	1.56	24	77		**0.99**	**1.07**	**1.16**	**1.24**	**1.32**	**1.41**	**1.49**	**1.57**	**1.66**	**1.74**	**1.82**	**2.82**	**0.93**	**1.01**	**1.09**	**1.18**	**1.26**	**1.34**	**1.43**	**1.51**	**1.59**	**1.68**	**2.76**
0083125+0083102	1.91	24	115		**1.14**	**1.21**	**1.29**	**1.37**	**1.44**	**1.52**	**1.59**	**1.67**	**1.74**	**1.82**	**1.89**	**2.80**	**1.08**	**1.15**	**1.23**	**1.31**	**1.38**	**1.46**	**1.53**	**1.61**	**1.68**	**1.76**	**2.74**
0083125+0083192	1.83	24	128		**1.15**	**1.22**	**1.29**	**1.37**	**1.44**	**1.51**	**1.58**	**1.66**	**1.73**	**1.80**	**1.88**	**2.75**	**1.09**	**1.16**	**1.23**	**1.31**	**1.38**	**1.45**	**1.53**	**1.60**	**1.67**	**1.75**	**2.69**
0083125+0083112	1.80	24	141		**1.17**	**1.24**	**1.31**	**1.38**	**1.45**	**1.52**	**1.59**	**1.66**	**1.73**	**1.80**	**1.87**	**2.72**	**1.11**	**1.18**	**1.25**	**1.32**	**1.39**	**1.46**	**1.53**	**1.60**	**1.67**	**1.74**	**2.66**
0083125+0083121	1.78	24	154		**1.19**	**1.25**	**1.32**	**1.39**	**1.46**	**1.53**	**1.59**	**1.66**	**1.73**	**1.80**	**1.87**	**2.68**	**1.13**	**1.20**	**1.26**	**1.33**	**1.40**	**1.47**	**1.54**	**1.60**	**1.67**	**1.74**	**2.62**
0083140	1.57	24	90		**1.01**	**1.09**	**1.17**	**1.26**	**1.34**	**1.42**	**1.50**	**1.58**	**1.66**	**1.74**	**1.82**	**2.79**	**0.95**	**1.03**	**1.11**	**1.19**	**1.27**	**1.35**	**1.44**	**1.52**	**1.60**	**1.68**	**2.72**
0083140+0083102	1.88	24	128		**1.16**	**1.23**	**1.31**	**1.38**	**1.45**	**1.53**	**1.60**	**1.67**	**1.74**	**1.82**	**1.89**	**2.77**	**1.10**	**1.17**	**1.25**	**1.32**	**1.39**	**1.47**	**1.54**	**1.61**	**1.69**	**1.76**	**2.71**
0083140+0083192	1.81	24	141		**1.17**	**1.24**	**1.31**	**1.38**	**1.45**	**1.52**	**1.59**	**1.66**	**1.73**	**1.80**	**1.87**	**2.72**	**1.11**	**1.18**	**1.25**	**1.32**	**1.39**	**1.46**	**1.53**	**1.60**	**1.67**	**1.75**	**2.66**
0083140+0083112	1.78	24	154		**1.19**	**1.25**	**1.32**	**1.39**	**1.46**	**1.53**	**1.59**	**1.66**	**1.73**	**1.80**	**1.87**	**2.68**	**1.13**	**1.20**	**1.26**	**1.33**	**1.40**	**1.47**	**1.54**	**1.60**	**1.67**	**1.74**	**2.62**
0083140+0083121	1.76	24	167		**1.20**	**1.27**	**1.33**	**1.40**	**1.47**	**1.53**	**1.60**	**1.66**	**1.73**	**1.79**	**1.86**	**2.65**	**1.15**	**1.21**	**1.28**	**1.34**	**1.41**	**1.48**	**1.54**	**1.61**	**1.67**	**1.74**	**2.59**

U_f value for Type 2

EN ISO 10077-2			
With 008.3115.XX	Uf W/m²K	Glass thickness	Width mm
0083102+0083102	**2.13**	24.00	144
0083102+0083192	**2.06**	24.00	157
0083102+0083112	**2.01**	24.00	170
0083102+0083121	**1.97**	24.00	183
0083192+0050192	**2.01**	24.00	170
0083192+0083112	**1.97**	24.00	183
0083192+0083121	**1.93**	24.00	196
0083112+0083112	**1.93**	24.00	196
0083112+0083121	**1.89**	24.00	209
0083121+0083121	**1.86**	24.00	222

U_f value for Type 1, Type 2, Type 3

EN ISO 10077-2

Uf-values for specific other profile combinations, see Uf-value table for CS77/CS77-HI

* Uw has been calculated for a window with dimensions 1230*1480mm

** Uw has been calculated for a window with dimensions 1480*2180mm

Thermal transmittance CS77-HV

U_{window} value for Type 1 area ≤ 2.3 m² *

Uf EN ISO 10077-2				Uw Outer Frame-Vent combinations (EN ISO 10077-1:2006)																						
				Ug=	0.6	0.7	0.8	0.9	1.0	1.1	1.2	1.3	1.4	1.5	1.6	2.8	0.6	0.7	0.8	0.9	1.0	1.1	1.2	1.3	1.4	1.5	2.8
	Uf W/m²K	Glass thickness	Width mm	psi=	0.11	0.11	0.11	0.11	0.11	0.11	0.11	0.11	0.11	0.11	0.11	0.11	0.08	0.08	0.08	0.08	0.08	0.08	0.08	0.08	0.08	0.08	0.08
0083536	2.66	24	76		**1.33**	**1.41**	**1.49**	**1.57**	**1.65**	**1.72**	**1.80**	**1.88**	**1.96**	**2.04**	**2.12**	**3.06**	**1.25**	**1.33**	**1.41**	**1.49**	**1.57**	**1.64**	**1.72**	**1.80**	**1.88**	**1.96**	**2.98**
0083536+0082504	2.31	24	78		**1.26**	**1.34**	**1.42**	**1.50**	**1.58**	**1.65**	**1.73**	**1.81**	**1.89**	**1.97**	**2.05**	**2.98**	**1.19**	**1.26**	**1.34**	**1.42**	**1.50**	**1.58**	**1.65**	**1.73**	**1.81**	**1.89**	**2.90**
0083536+0082500	2.16	24	88		**1.27**	**1.34**	**1.42**	**1.49**	**1.57**	**1.64**	**1.72**	**1.80**	**1.87**	**1.95**	**2.02**	**2.93**	**1.19**	**1.26**	**1.34**	**1.42**	**1.49**	**1.57**	**1.64**	**1.72**	**1.79**	**1.87**	**2.85**
0083583	2.49	24	89		**1.35**	**1.43**	**1.50**	**1.58**	**1.65**	**1.73**	**1.80**	**1.88**	**1.95**	**2.03**	**2.10**	**3.01**	**1.27**	**1.35**	**1.43**	**1.50**	**1.58**	**1.65**	**1.73**	**1.80**	**1.88**	**1.95**	**2.93**
0083583+0082504	2.18	24	91		**1.28**	**1.36**	**1.43**	**1.51**	**1.58**	**1.66**	**1.73**	**1.81**	**1.88**	**1.96**	**2.03**	**2.93**	**1.21**	**1.28**	**1.35**	**1.43**	**1.50**	**1.58**	**1.65**	**1.73**	**1.80**	**1.88**	**2.85**
0083583+0082500	2.06	24	101		**1.29**	**1.36**	**1.43**	**1.50**	**1.57**	**1.65**	**1.72**	**1.79**	**1.86**	**1.93**	**2.01**	**2.87**	**1.21**	**1.28**	**1.35**	**1.43**	**1.50**	**1.57**	**1.64**	**1.71**	**1.79**	**1.86**	**2.80**

U_{window} value for Type 1 area > 2.3 m² **

Uf EN ISO 10077-2				Uw Outer Frame-Vent combinations (EN ISO 10077-1:2006)																						
				Ug=	0.6	0.7	0.8	0.9	1.0	1.1	1.2	1.3	1.4	1.5	1.6	2.8	0.6	0.7	0.8	0.9	1.0	1.1	1.2	1.3	1.4	1.5	2.8
	Uf W/m²K	Glass thickness	Width mm	psi=	0.11	0.11	0.11	0.11	0.11	0.11	0.11	0.11	0.11	0.11	0.11	0.11	0.08	0.08	0.08	0.08	0.08	0.08	0.08	0.08	0.08	0.08	0.08
0083536	2.66	24	76		**1.17**	**1.25**	**1.34**	**1.42**	**1.50**	**1.59**	**1.67**	**1.75**	**1.84**	**1.92**	**2.00**	**3.01**	**1.11**	**1.19**	**1.27**	**1.36**	**1.44**	**1.52**	**1.61**	**1.69**	**1.77**	**1.86**	**2.94**
0083536+0082504	2.31	24	78		**1.12**	**1.20**	**1.28**	**1.37**	**1.45**	**1.53**	**1.62**	**1.70**	**1.78**	**1.87**	**1.95**	**2.95**	**1.06**	**1.14**	**1.22**	**1.30**	**1.39**	**1.47**	**1.55**	**1.64**	**1.72**	**1.80**	**2.88**
0083536+0082500	2.16	24	88		**1.12**	**1.20**	**1.28**	**1.37**	**1.45**	**1.53**	**1.61**	**1.69**	**1.77**	**1.85**	**1.93**	**2.90**	**1.06**	**1.14**	**1.22**	**1.30**	**1.38**	**1.47**	**1.55**	**1.63**	**1.71**	**1.79**	**2.84**
0083583	2.49	24	89		**1.19**	**1.27**	**1.35**	**1.43**	**1.51**	**1.59**	**1.67**	**1.75**	**1.83**	**1.92**	**2.00**	**2.97**	**1.13**	**1.21**	**1.29**	**1.37**	**1.45**	**1.53**	**1.61**	**1.69**	**1.77**	**1.85**	**2.90**
0083583+0082504	2.18	24	91		**1.13**	**1.22**	**1.30**	**1.38**	**1.46**	**1.54**	**1.62**	**1.70**	**1.78**	**1.86**	**1.94**	**2.90**	**1.07**	**1.15**	**1.23**	**1.31**	**1.39**	**1.48**	**1.56**	**1.64**	**1.72**	**1.80**	**2.84**
0083583+0082500	2.06	24	101		**1.14**	**1.22**	**1.29**	**1.37**	**1.45**	**1.53**	**1.61**	**1.69**	**1.76**	**1.84**	**1.92**	**2.86**	**1.08**	**1.16**	**1.23**	**1.31**	**1.39**	**1.47**	**1.55**	**1.63**	**1.70**	**1.78**	**2.80**

U_f value for Type 2

EN ISO 10077-2

With 008.3515.XX	Uf W/m²K	Glass thickness	Width mm
0082504+0082504	**2.37**	24.00	122
0082504+0082500	**2.27**	24.00	132
0082500+0082500	**2.18**	24.00	142

U_f value for Type 1, Type 2, Type 3

EN ISO 10077-2

Uf-values for specific other profile combinations, see Uf-value table for CS77/CS77-HI

* Uw has been calculated for a window with dimensions 1230*1480mm
** Uw has been calculated for a window with dimensions 1480*2180mm

C

Profielen

Profilés

Profiles

Profile

Art. N°			Art. N°		
000.0127.00	13.C.104	D0005812	008.0525.XX	13.C.027	D0078004
001.0075.17	13.C.125	D0005823	008.0541.XX	13.C.077	D0078029
001.0200.XX	13.C.148	D0078033	008.0544.XX	13.C.057	D0078024
001.0201.XX	13.C.148	D0078033	008.0562.XX	13.C.121	D0078040
001.0215.XX	13.C.145	D0078633	008.0598.XX	13.C.152	D0075057
001.0219.XX	13.C.149	D0078035	008.0836.XX	13.C.037	D0005745
001.0549.XX	13.C.085	D0005879	008.0873.XX	13.C.160	D0075083
004.3130.XX	13.C.114	D0006504	008.0874.XX	13.C.160	D0075083
004.3140.17	13.C.125	D0005823	008.0875.XX	13.C.161	D0078849
004.3167.XX	13.C.113	D0006503	008.0876.XX	13.C.161	D0078849
004.3843.XX	13.C.114	D0006504	008.0890.XX	13.C.164	D0075088
004.3846.XX	13.C.122	D0005821	008.1016.XX	13.C.154	D0075069
005.0049.XX	13.C.162	D0075070	008.1029.XX	13.C.156	D0075062
005.0174.XX	13.C.151	D0005835	008.1045.XX	13.C.110	D0005819
005.0177.XX	13.C.162	D0075070	008.1046.XX	13.C.111	D0005820
005.0226.XX	13.C.148	D0078033	008.1051.XX	13.C.046	D0078793
005.0227.XX	13.C.148	D0078033	008.1175.XX	13.C.162	D0075070
005.0535.XX	13.C.138	D0005834	008.1176.XX	13.C.163	D0075087
005.1174.XX	13.C.163	D0075087	008.1455.XX	13.C.030	D0078008
005.1175.XX	13.C.162	D0075070	008.1456.XX	13.C.030	D0078008
005.1533.XX	13.C.138	D0005834	008.1815.XX	13.C.155	D0075067
005.1837.XX	13.C.087	D0005802	008.1898.XX	13.C.152	D0075057
005.1848.XX	13.C.088	D0005803	008.2014.XX	13.C.153	D0075064
005.2034.XX	13.C.162	D0075070	008.2015.XX	13.C.155	D0075067
006.0371.XX	13.C.088	D0005803	008.2026.XX	13.C.153	D0075064
006.1971.XX	13.C.089	D0076203	008.2499.XX	13.C.133	D0025415
006.1972.XX	13.C.089	D0076203	008.2500.XX	13.C.133	D0025415
008.0006.00	13.C.139	D0078034	008.2502.XX	13.C.132	D0005830
008.0009.04	13.C.164	D0075088	008.2503.XX	13.C.132	D0005830
008.0010.XX	13.C.158	D0075086	008.2504.XX	13.C.132	D0005830
008.0011.XX	13.C.158	D0075086	008.3001.XX	13.C.035	D0005744
008.0019.XX	13.C.096	D0078744	008.3004.XX	13.C.159	D0075830
008.0020.XX	13.C.096	D0078744	008.3018.XX	13.C.095	D0005809
008.0021.XX	13.C.097	D0078779	008.3052.XX	13.C.047	D0005760
008.0022.XX	13.C.097	D0078779	008.3100.XX	13.C.067	D0005780
008.0047.XX	13.C.112	D0077726	008.3101.XX	13.C.035	D0005744
008.0071.XX	13.C.162	D0075070	008.3102.XX	13.C.041	D0005755
008.0073.00	13.C.165	D0025812	008.3105.XX	13.C.050	D0078021
008.0081.XX	13.C.160	D0075083	008.3109.XX	13.C.068	D0005781
008.0083.00	13.C.164	D0075088	008.3110.XX	13.C.069	D0005782
008.0086.XX	13.C.164	D0075088	008.3111.XX	13.C.070	D0005783
008.0142.XX	13.C.157	D0075084	008.3112.XX	13.C.042	D0005756
008.0155.XX	13.C.063	D0078027	008.3113.XX	13.C.052	D0005765
008.0176.XX	13.C.163	D0075087	008.3114.XX	13.C.054	D0005767
008.0180.XX	13.C.090	D0005804	008.3115.XX	13.C.049	D0005764
008.0185.XX	13.C.092	D0078038	008.3120.XX	13.C.053	D0005766
008.0226.XX	13.C.148	D0078033	008.3121.XX	13.C.043	D0005757
008.0227.XX	13.C.148	D0078033	008.3122.XX	13.C.040	D0005748
008.0428.XX	13.C.156	D0075062	008.3123.XX	13.C.055	D0005768
008.0469.XX	13.C.152	D0075057	008.3125.XX	13.C.026	D0005737

Art. N°			Art. N°		
008.3132.XX	13.C.093	D0005807	008.3817.XX	13.C.059	D0075833
008.3136.XX	13.C.025	D0005725	008.3820.XX	13.C.053	D0005766
008.3139.XX	13.C.028	D0005738	008.3823.XX	13.C.056	D0078417
008.3140.XX	13.C.026	D0005737	008.3824.XX	13.C.058	D0005769
008.3141.XX	13.C.028	D0005738	008.3826.XX	13.C.037	D0005745
008.3145.XX	13.C.104	D0005812	008.3827.XX	13.C.038	D0005746
008.3173.XX	13.C.151	D0005835	008.3847.XX	13.C.060	D0075834
008.3178.XX	13.C.094	D0005808	008.3848.XX	13.C.032	D0078012
008.3183.XX	13.C.025	D0005725	008.3850.XX	13.C.061	D0005772
008.3190.XX	13.C.048	D0025390	008.3854.XX	13.C.062	D0005773
008.3191.XX	13.C.048	D0025390	008.3859.XX	13.C.073	D0005786
008.3192.XX	13.C.041	D0005755	008.3860.XX	13.C.073	D0005786
008.3197.XX	13.C.029	D0005739	008.3880.XX	13.C.090	D0005804
008.3202.XX	13.C.143	D0078014	008.3881.XX	13.C.092	D0078038
008.3213.XX	13.C.146	D0078026	008.3885.XX	13.C.100	D0005810
008.3216.XX	13.C.141	D0078009	008.3893.XX	13.C.078	D0005795
008.3220.XX	13.C.146	D0078026	008.3894.XX	13.C.079	D0005796
008.3221.XX	13.C.144	D0078016	008.3895.XX	13.C.087	D0005802
008.3236.XX	13.C.141	D0078009	008.3896.XX	13.C.078	D0005795
008.3245.XX	13.C.149	D0078035	008.3897.XX	13.C.079	D0005796
008.3258.XX	13.C.142	D0078011	008.4505.XX	13.C.135	D0005832
008.3292.XX	13.C.143	D0078014	008.4506.XX	13.C.136	D0078430
008.3401.XX	13.C.036	D0078039	008.4513.XX	13.C.137	D0005833
008.3402.XX	13.C.044	D0005758	008.4536.XX	13.C.128	D0005827
008.3412.XX	13.C.045	D0005759	008.4583.XX	13.C.128	D0005827
008.3413.XX	13.C.064	D0005774	009.1886.XX	13.C.100	D0005810
008.3414.XX	13.C.065	D0005775	017.0077.XX	13.C.115	D0079167
008.3415.XX	13.C.051	D0078041	017.0110.XX	13.C.115	D0079167
008.3416.XX	13.C.064	D0005774	017.0119.XX	13.C.115	D0079167
008.3421.XX	13.C.045	D0005759	017.0120.XX	13.C.115	D0079167
008.3423.XX	13.C.066	D0078419	017.0127.XX	13.C.116	D0079169
008.3425.XX	13.C.034	D0005743	017.0129.XX	13.C.116	D0079169
008.3426.XX	13.C.039	D0005747	017.0131.XX	13.C.115	D0079167
008.3436.XX	13.C.033	D0005742	017.0189.XX	13.C.117	D0079172
008.3440.XX	13.C.034	D0005743	017.0190.XX	13.C.117	D0079172
008.3442.XX	13.C.074	D0005790	017.0193.XX	13.C.117	D0079172
008.3443.XX	13.C.074	D0005790	017.0197.XX	13.C.117	D0079172
008.3444.XX	13.C.076	D0006679	017.0198.XX	13.C.117	D0079172
008.3451.XX	13.C.075	D0005791	017.0199.XX	13.C.118	D0079174
008.3452.XX	13.C.031	D0078794	017.0201.XX	13.C.119	D0079175
008.3480.XX	13.C.091	D0005806	017.0202.XX	13.C.119	D0079175
008.3483.XX	13.C.033	D0005742	017.0203.XX	13.C.119	D0079175
008.3492.XX	13.C.044	D0005758	017.0204.XX	13.C.119	D0079175
008.3515.XX	13.C.134	D0005831	017.0205.XX	13.C.118	D0079174
008.3525.XX	13.C.129	D0041598	017.0210.XX	13.C.115	D0079167
008.3538.XX	13.C.130	D0005828	017.0211.XX	13.C.120	D0079176
008.3539.XX	13.C.131	D0005829	017.0212.XX	13.C.120	D0079176
008.3550.XX	13.C.140	D0041600	017.0213.XX	13.C.120	D0079176
008.3813.XX	13.C.052	D0005765	017.0214.XX	13.C.120	D0079176
008.3814.XX	13.C.054	D0005767	017.0216.XX	13.C.120	D0079176

Art. N°			Art. N°		
017.0233.XX	13.C.118	D0079174	030.3197.XX	13.C.084	D0005800
017.0234.XX	13.C.118	D0079174	030.3198.XX	13.C.084	D0005800
017.0235.XX	13.C.118	D0079174	030.3199.XX	13.C.084	D0005800
017.5003.XX	13.C.116	D0079169	030.3200.XX	13.C.084	D0005800
019.4904.XX	13.C.115	D0079167	030.3606.XX	13.C.080	D0005798
025.0056.XX	13.C.124	D0005822	030.3607.XX	13.C.080	D0005798
025.0058.XX	13.C.124	D0005822	030.3608.XX	13.C.080	D0005798
026.0119.XX	13.C.122	D0005821	030.3609.XX	13.C.080	D0005798
030.0001.XX	13.C.150	D0079165	030.3610.XX	13.C.080	D0005798
030.0019.XX	13.C.122	D0005821	030.3611.XX	13.C.080	D0005798
030.0020.04	13.C.115	D0079167	030.3612.XX	13.C.080	D0005798
030.0025.04	13.C.104	D0005812	030.3613.XX	13.C.080	D0005798
030.0029.XX	13.C.104	D0005812	030.3614.XX	13.C.080	D0005798
030.0030.XX	13.C.105	D0005813	030.3615.XX	13.C.080	D0005798
030.0031.XX	13.C.105	D0005813	030.3616.XX	13.C.080	D0005798
030.0032.XX	13.C.106	D0005814	030.3617.XX	13.C.081	D0079346
030.0033.XX	13.C.106	D0005814	030.3618.XX	13.C.081	D0079346
030.0034.XX	13.C.107	D0005816	030.3621.XX	13.C.082	D0005799
030.0035.XX	13.C.107	D0005816	030.3626.XX	13.C.082	D0005799
030.0036.XX	13.C.108	D0005817	030.3627.XX	13.C.082	D0005799
030.0037.XX	13.C.108	D0005817	030.3628.XX	13.C.082	D0005799
030.0038.XX	13.C.109	D0005818	030.3629.XX	13.C.082	D0005799
030.0050.XX	13.C.052	D0005765	030.3630.XX	13.C.082	D0005799
030.0051.XX	13.C.147	D0078634	030.3631.XX	13.C.082	D0005799
030.0138.00	13.C.086	D0005801	030.3632.XX	13.C.082	D0005799
030.0139.00	13.C.086	D0005801	030.3633.XX	13.C.082	D0005799
030.0190.XX	13.C.085	D0005879	030.3634.XX	13.C.082	D0005799
030.1096.00	13.C.072	D0079754	030.3635.XX	13.C.082	D0005799
030.1097.00	13.C.071	D0005784	030.3636.XX	13.C.082	D0005799
030.1098.00	13.C.071	D0005784	030.3637.XX	13.C.083	D0079377
030.1110.00	13.C.102	D0079162	030.3638.XX	13.C.083	D0079377
030.1111.XX	13.C.103	D0079163	030.3639.XX	13.C.083	D0079377
030.1112.XX	13.C.103	D0079163	030.3644.XX	13.C.080	D0005798
030.1120.XX	13.C.103	D0079163	030.3645.XX	13.C.080	D0005798
030.1121.XX	13.C.103	D0079163	030.3664.XX	13.C.082	D0005799
030.1142.XX	13.C.113	D0006503	030.3665.XX	13.C.082	D0005799
030.1143.XX	13.C.114	D0006504	030.3876.XX	13.C.126	D0005824
030.1144.XX	13.C.099	D0079161	030.3877.XX	13.C.126	D0005824
030.1145.XX	13.C.098	D0079160	030.3895.XX	13.C.084	D0005800
030.1146.XX	13.C.098	D0079160	030.3896.XX	13.C.084	D0005800
030.1158.XX	13.C.124	D0005822	030.3898.XX	13.C.084	D0005800
030.1159.XX	13.C.124	D0005822	030.3899.XX	13.C.084	D0005800
030.1160.XX	13.C.124	D0005822	035.0082.00	13.C.127	D0005826
030.2140.00	13.C.101	D0005811	035.0104.00	13.C.124	D0005822
030.2141.00	13.C.101	D0005811	043.1028.XX	13.C.100	D0005810
030.3097.XX	13.C.072	D0079754	048.0919.XX	13.C.123	D0078622
030.3099.XX	13.C.071	D0005784	108.0070.04	13.C.164	D0075088
030.3119.XX	13.C.122	D0005821	108.0080.XX	13.C.160	D0075083
030.3195.XX	13.C.084	D0005800	108.0082.XX	13.C.160	D0075083
030.3196.XX	13.C.084	D0005800	108.0085.XX	13.C.160	D0075083

CS 77

PROFIELLIJST
LISTE DES PROFILES
LIST OF PROFILES
PROFILLISTE

Art. N°			Art. N°		

CS 77

PROFIELOVERZICHT
APERCU DES PROFILES
PROFILE OVERVIEW
PROFILUEBERSICHT

BUITENKADER
DORMANT
OUTER FRAME
BLENDRAHMEN

		A dm²/m	P dm²/m	Lm	Ix cm⁴	Iy cm⁴
008.3136.XX	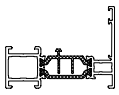	28.12	8.2	7.00	14.563	4.614
008.3183.XX	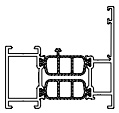	30.72	10.8	7.00 5.00	23.783	10.381
008.3125.XX	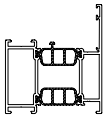	33.32	13.4	7.00	28.494	20.059
008.3140.XX	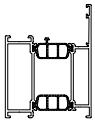	35.92	16.0	7.00	33.220	34.441
008.3141.XX	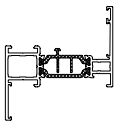	33.02	10.6	7.00	17.381	7.594
008.3139.XX	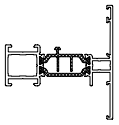	33.89	10.6	7.00	16.753	7.711
008.3197.XX	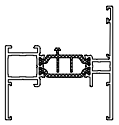	38.79	13.1	7.00	20.218	10.114
008.0525.XX	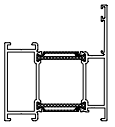	33.32	13.4	7.00	11.018	20.059
008.1455.XX	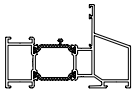	39.72	13.6	7.00	47.750	14.227
008.1456.XX	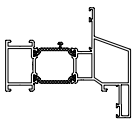	41.45	14.8	7.00	56.445	21.844

		A dm²/m	P dm²/m	Lm	Ix cm⁴	Iy cm⁴
008.3452.XX	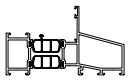	42.98	14.0	7.00	62.683	14.722
008.3848.XX		49.15	18.7	7.00	163.672	16.564

D0078438

CS 77

PROFIELOVERZICHT
APERCU DES PROFILES
PROFILE OVERVIEW
PROFILUEBERSICHT

REYNAERS aluminium

BUITENKADER
DORMANT
OUTER FRAME
BLENDRAHMEN

		A dm²/m	P dm²/m	Lm	Ix cm⁴	Iy cm⁴
008.3436.XX	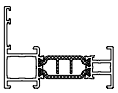	28.63	8.2	7.00	13.844	4.625
008.3483.XX	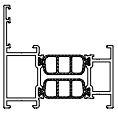	31.25	10.5	7.00	23.167	10.419
008.3425.XX	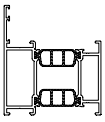	33.88	13.1	7.00	28.115	20.090
008.3440.XX	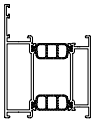	36.45	15.7	7.00	32.995	34.465

WISSELPROFIEL BUITENBEGLAZING
PROFILE INVERSION PARCLOSE
CHANGEOVER PROFILE OUTSIDE GLAZING
WECHSELPROFIL AUSSENVERGLASUNG

		A dm²/m	P dm²/m	Lm	Ix cm⁴	Iy cm⁴
008.3001.XX	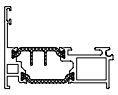	24.02	5.4	7.00	14.360	4.429
008.3101.XX	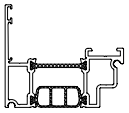	26.95	7.0	7.00	20.076	8.403

OMKEERPROFIEL
PROFILE INVERSION
CHANGEOVER PROFILE
WECHSELPROFIL

		A dm²/m	P dm²/m	Lm	Ix cm⁴	Iy cm⁴
008.3401.XX	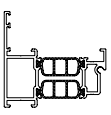	29.54	8.3	7.00	16.938	9.613

BUITENKADER GEVEL
DORMANT MUR-RIDEAU
OUTER FRAME CURTAIN WALL
BLENDRAHMEN FASSADE

		A dm²/m	P dm²/m	Lm	Ix cm⁴	Iy cm⁴
008.3826.XX	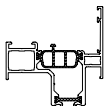	31.98	8.2	7.00	19.025	11.807
008.3827.XX	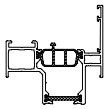	31.11	8.1	7.00	19.223	11.200
008.0836.XX	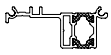	22.35	2.3	7.00	8.499	2.049
008.3426.XX	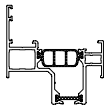	32.64	8.2	7.00	19.614	11.798

OPZETPROFIEL TUIMELRAAM
PROFILE AUXILIAIRE PIVOT
AUXILIARY PROFILE PIVOT WINDOW
ZUSATZPROFIL SCHWINGFLUEGEL

		A dm²/m	P dm²/m	Lm	Ix cm⁴	Iy cm⁴
008.3122.XX	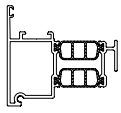	30.25	9.2	7.00	20.851	12.169

D0078439

CS 77

PROFIELOVERZICHT
APERCU DES PROFILES
PROFILE OVERVIEW
PROFILUEBERSICHT

REYNAERS aluminium

VLEUGEL
OUVRANT
VENT
FLUEGEL

		A dm²/m	P dm²/m	Lm	Ix cm⁴	Iy cm⁴
008.3102.XX	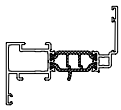	32.58	10.4	7.00 5.00	19.808	6.889
008.3192.XX	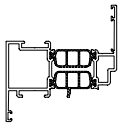	35.54	13.3	7.00	33.259	14.275
008.3112.XX	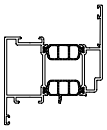	38.14	15.9	7.00	39.373	26.035
008.3121.XX	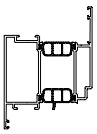	40.74	18.5	7.00	45.438	43.039
008.3190.XX	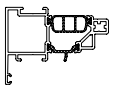	27.29	8.5	7.00	19.155	8.561
008.3191.XX	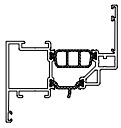	36.26	14.4	7.00	26.303	14.322
008.3402.XX	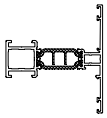	34.81	11.0	7.00	16.998	8.659
008.3492.XX	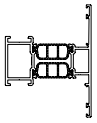	37.41	13.3	7.00	27.026	16.442
008.3412.XX	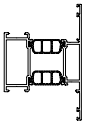	40.00	15.9	7.00	31.809	28.569
008.3421.XX	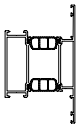	42.60	18.5	7.00	36.596	45.861

		A dm²/m	P dm²/m	Lm	Ix cm⁴	Iy cm⁴
008.1051.XX	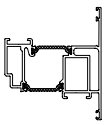	36.62	14.2	7.00	32.119	22.689
008.3052.XX	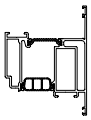	39.46	16.6	7.00	47.647	39.630

STOLPPROFIEL
BATTEE CENTRALE FENETRE DOUBLE OUVRANTE
DOUBLE CASEMENT PROFILE
STULPPROFIL

		A dm²/m	P dm²/m	Lm	Ix cm⁴	Iy cm⁴
008.3115.XX	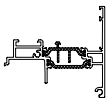	33.87	9.5	7.00	16.653	7.305
008.3105.XX	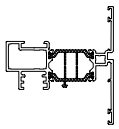	42.41	11.4	7.00	25.830	13.272
008.3415.XX	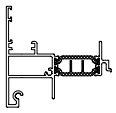	40.22	10.4	7.00	15.949	11.288

KLEINHOUT
PETIT BOIS
GEORGIAN BAR
ZIERSPROSSE

		A dm²/m	P dm²/m	Lm	Ix cm⁴	Iy cm⁴
030.0050.XX		9.09	3.8	7.00	0.043	0.535

D0078440

T-PROFIEL
TRAVERSE
TRANSOM-MULLION
SPROSSE

		A dm²/m	P dm²/m	Lm	Ix cm⁴	Iy cm⁴
008.3113.XX	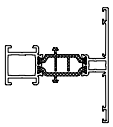	34.24	11.0	7.00 5.00	16.916	8.602
008.3813.XX	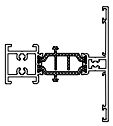	34.27	11.0	7.00	18.526	8.668
008.3120.XX	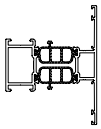	38.23	13.6	7.00 5.00	21.513	16.299
008.3820.XX	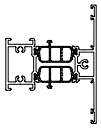	37.06	13.6	7.00	23.537	16.726
008.3114.XX	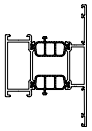	40.81	16.2	7.00 5.00	25.337	28.302
008.3814.XX	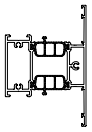	41.06	16.2	7.00	27.358	29.345
008.3123.XX	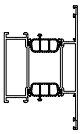	43.41	18.8	7.00	29.162	45.435
008.3823.XX	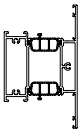	43.66	18.8	7.00	31.168	47.366
008.0544.XX	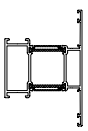	39.44	16.2	7.00	12.246	28.302
008.3824.XX	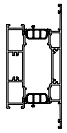	50.00	26.6	7.00	59.548	142.536

		A dm²/m	P dm²/m	Lm	Ix cm⁴	Iy cm⁴
0K8.3824.XX	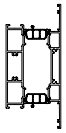	50.00	26.3	1.15	59.548	142.536
008.3817.XX	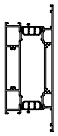	55.27	31.8	7.00	69.599	254.251
0K8.3817.XX	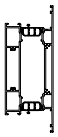	55.27	31.5	1.15	69.599	254.251
008.3847.XX	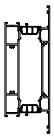	57.87	34.4	7.00	74.626	326.683
0K8.3847.XX	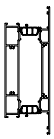	57.87	34.1	1.15	74.626	326.683
008.3850.XX		60.47	37.0	7.00	79.653	411.203
0K8.3850.XX		60.47	36.7	1.15	79.653	411.203
008.3854.XX	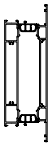	63.07	39.6	7.00	84.681	508.603
0K8.3854.XX		63.07	39.3	1.15	84.681	508.603
008.0155.XX		74.99	51.8	7.00	98.618	1195.647

D0078441

T-PROFIEL
TRAVERSE
TRANSOM-MULLION
SPROSSE

		A dm²/m	P dm²/m	Lm	Ix cm⁴	Iy cm⁴
0K8.0155.XX		74.99	51.8	1.15	123.272	1195.647
008.3413.XX	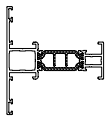	35.23	11.0	7.00	15.643	8.640
008.3416.XX	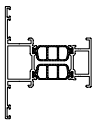	37.84	13.3	7.00	25.815	16.354
008.3414.XX	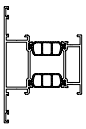	40.47	15.9	7.00	31.004	28.382
008.3423.XX	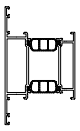	43.04	18.5	7.00	36.066	45.519

T-PROFIEL VERSTERKT
TRAVERSE RENFORCEE
TRANSOM-MULLION REINFORCED
SPROSSE VERSTAERKT

		A dm²/m	P dm²/m	Lm	Ix cm⁴	Iy cm⁴
008.3100.XX	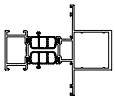	44.22	20.7	7.00	66.217	22.128
008.3109.XX	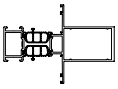	48.22	24.7	7.00	99.312	24.621
008.3110.XX	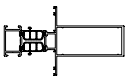	54.22	30.7	7.00	171.575	28.360
008.3111.XX	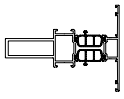	46.77	23.5	7.00	97.294	18.309

		A dm²/m	P dm²/m	Lm	Ix cm⁴	Iy cm⁴
030.1097.00	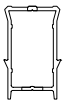	-	-	7.00	10.260	4.477
030.1098.00	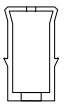	-	-	7.00	19.656	6.287
030.3099.XX	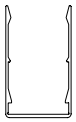	31.23	15.3	7.00	9.625	5.654
030.1096.00		-	-	7.00	4.881	5.085
030.3097.XX	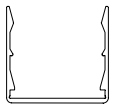	11.29	11.3	7.00	2.767	5.037

VERSTEVIGINGSPROFIEL
PROFILE DE RENFORCEMENT
REINFORCEMENT PROFILE
VERSTAERKUNGSPROFIL

T-PROFIEL VLEUGEL
TRAVERSE OUVRANT
TRANSOM-MULLION VENT
FLUEGELSPROSSE

		A dm²/m	P dm²/m	Lm	Ix cm⁴	Iy cm⁴
008.3859.XX	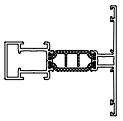	36.04	13.6	7.00	23.018	9.153
008.3860.XX	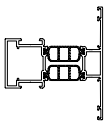	38.65	16.0	7.00	36.434	17.861

Z-PROFIEL
PROFILE-Z
Z-PROFILE
Z-PROFIL

		A dm²/m	P dm²/m	Lm	Ix cm⁴	Iy cm⁴
008.3442.XX	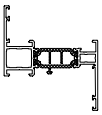	34.72	11.0	7.00	17.810	8.621
008.3443.XX	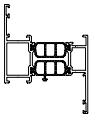	37.33	13.3	7.00	27.872	16.336
008.3444.XX	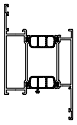	42.53	18.5	7.00	37.381	45.519
008.3451.XX	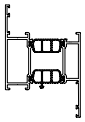	39.93	15.9	7.00	32.629	28.362

Z-PROFIEL VERBORGEN ONTWATERING
PROFILE-Z DRAINAGE CACHE
Z-PROFILE HIDDEN DRAINAGE
Z-PROFIL VERDECKTER ENTWAESSERUNG

		A dm²/m	P dm²/m	Lm	Ix cm⁴	Iy cm⁴
008.0541.XX	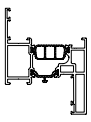	38.23	14.2	7.00	25.312	23.248

VERBREDINGSPROFIEL
PROFILE D'ELARGISSEMENT
ENLARGING PROFILE
VERBREITERUNGSPROFIL

		A dm²/m	P dm²/m	Lm	Ix cm⁴	Iy cm⁴
008.3896.XX		22.04	5.3	7.00	11.467	1.522
008.3893.XX	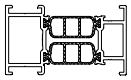	24.64	7.9	7.00	19.914	5.550
008.3897.XX	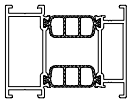	27.48	10.5	7.00	24.687	13.158
008.3894.XX	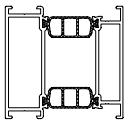	29.84	13.1	7.00	29.429	24.888

D0078443

GLASLAT
PARCLOSE
GLAZING BEAD
GLASLEISTE

		A dm²/m	P dm²/m	Lm	Ix cm⁴	Iy cm⁴
030.3644.XX	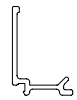	10.24	2.8	7.00	0.291	0.560
030.3645.XX		10.80	3.1	7.00	0.293	0.737
030.3606.XX	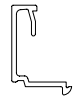	12.37	3.4	7.00	0.277	0.919
030.3607.XX	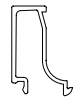	15.11	3.7	7.00	0.333	0.895
030.3608.XX	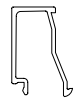	15.10	4.0	7.00	0.431	0.914
030.3609.XX	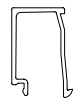	15.56	4.3	7.00	0.544	0.967
030.3610.XX		16.19	4.6	7.00	0.691	1.022
030.3611.XX		16.93	4.9	7.00	0.875	1.076
030.3612.XX	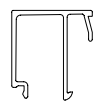	18.97	5.2	7.00	0.995	1.148
030.3613.XX	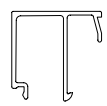	19.57	5.5	7.00	1.192	1.184

		A dm²/m	P dm²/m	Lm	Ix cm⁴	Iy cm⁴
030.3614.XX	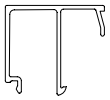	20.17	5.8	7.00	1.431	1.217
030.3615.XX	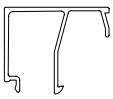	20.86	6.1	7.00	1.750	1.252
030.3616.XX	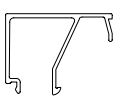	21.65	6.4	7.00	2.197	1.313
030.3617.XX	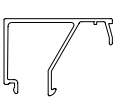	22.41	6.7	7.00	2.617	1.347
030.3618.XX	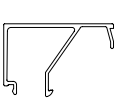	23.27	7.0	7.00	3.098	1.397
030.3621.XX	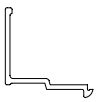	11.36	2.8	7.00	0.755	0.578
030.3664.XX	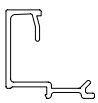	15.46	3.7	7.00	0.823	1.139
030.3665.XX		16.08	4.0	7.00	0.848	1.235
030.3626.XX	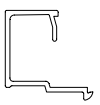	15.97	4.3	7.00	0.847	1.276
030.3627.XX	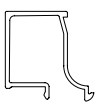	18.71	4.6	7.00	1.004	1.226

D0078444

GLASLAT
PARCLOSE
GLAZING BEAD
GLASLEISTE

		A dm²/m	P dm²/m	Lm	Ix cm⁴	Iy cm⁴
030.3628.XX	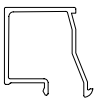	18.71	4.9	7.00	1.230	1.186
030.3629.XX	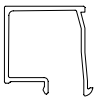	19.16	5.2	7.00	1.394	1.292
030.3630.XX	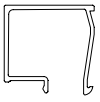	19.79	5.5	7.00	1.648	1.347
030.3631.XX		20.53	5.8	7.00	1.952	1.401
030.3632.XX	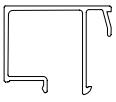	22.57	6.1	7.00	2.192	1.478
030.3633.XX	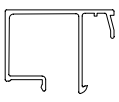	23.41	6.4	7.00	2.503	1.533
030.3634.XX	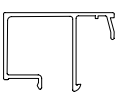	23.77	6.7	7.00	1.550	2.816
030.3635.XX	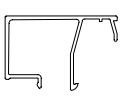	24.46	7.0	7.00	3.271	1.586
030.3636.XX	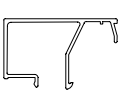	25.22	7.3	7.00	3.796	1.626
030.3637.XX	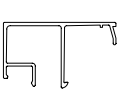	26.53	7.6	7.00	4.296	1.604

		A dm²/m	P dm²/m	Lm	Ix cm⁴	Iy cm⁴
030.3638.XX	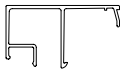	27.13	7.9	7.00	4.885	1.635
030.3195.XX	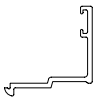	12.52	2.9	7.00	0.775	0.691
030.3196.XX	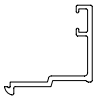	13.08	3.1	7.00	0.778	0.755
030.3197.XX	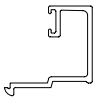	16.26	4.0	7.00	0.792	1.209
030.3198.XX	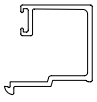	18.06	4.9	7.00	1.067	1.435
030.3199.XX	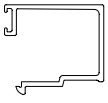	19.86	5.8	7.00	1.740	1.620
030.3895.XX		9.95	2.9	7.00	0.063	0.722
030.3896.XX		10.51	3.1	7.00	0.065	0.776
030.3897.XX		13.68	4.0	7.00	0.200	1.139

D0078445

BUITENGLASLAT
PARCLOSE EXTERIEURE
OUTER GLAZING BEAD
AUSSENGLASLEISTE

		A dm²/m	P dm²/m	Lm	Ix cm⁴	Iy cm⁴
030.3897.XX	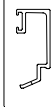	13.68	4.0	7.00	0.200	1.139
030.3898.XX		15.47	4.9	7.00	0.656	1.309
030.3899.XX		17.28	5.8	7.00	1.500	1.445
030.3200.XX	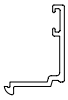	10.77	2.9	7.00	0.632	0.273
030.0190.XX	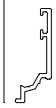	10.27	2.9	7.00	0.093	0.721

CS 77

PROFIELOVERZICHT
APERCU DES PROFILES
PROFILE OVERVIEW
PROFILUEBERSICHT

REYNAERS aluminium

KOPPELPROFIEL
PROFILE DE RACCORDEMENT
CONNECTION PROFILE
KUPPLUNGSPROFIL

		A dm²/m	P dm²/m	Lm	Ix cm⁴	Iy cm⁴
030.0138.00		-	-	7.00	0.043	0.150
030.0139.00		-	-	7.00	0.202	0.072
005.1837.XX	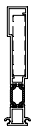	27.99	14.0	7.00	58.021	2.681
005.1848.XX	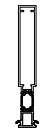	32.07	22.3	7.00	90.907	3.681
006.0371.XX		36.54	23.6	7.00	120.097	4.145
006.1971.XX	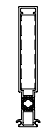	32.16	22.6	7.00	78.845	3.692
006.1972.XX	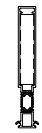	32.16	22.6	7.00	90.480	3.692
008.3895.XX	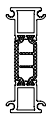	18.66	4.1	7.00	12.418	1.271

		A dm²/m	P dm²/m	Lm	Ix cm⁴	Iy cm⁴
DILATATIEPROFIEL PROFILE DE DILATATION EXPANSION PROFILE AUSDEHNUNGSPROFIL						
008.0180.XX	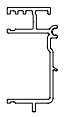	30.36	2.6	7.00	1.893	11.877
008.0185.XX	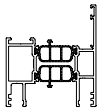	42.71	13.4	7.00	32.059	19.223
008.3480.XX	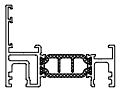	32.87	8.2	7.00	16.175	4.948
008.3880.XX	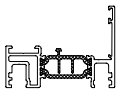	32.37	8.2	7.00	17.315	4.936
008.3881.XX	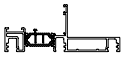	47.10	14.4	7.00	60.913	6.803

HOEKPROFIEL
PROFILE D'ANGLE
CORNER PROFILE
ECKPROFIL

		A dm²/m	P dm²/m	Lm	Ix cm⁴	Iy cm⁴
008.3132.XX	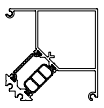	38.22	15.7	7.00	33.641	44.891
008.3178.XX	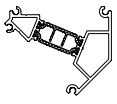	28.32	7.7	7.00	14.184	11.173

D0078447

HOEKPROFIEL VARIABEL
PROFILE D'ANGLE VARIABLE
VARIABLE CORNER PROFILE
VARIABELES ECKPROFIL

		A dm²/m	P dm²/m	Lm	Ix cm⁴	Iy cm⁴
008.3018.XX	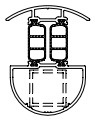	25.74	16.3	7.00	24.179	12.099
008.0019.XX	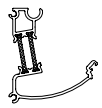	35.05	7.3	7.00	15.442	13.292
008.0020.XX		36.26	9.6	7.00	18.221	13.201
008.0021.XX		29.18	4.7	7.00	15.354	4.406
008.0022.XX		30.30	7.4	7.00	17.864	4.314

AANSLUITINGSPROFIEL PLAFOND
PROFILE DE RACCORDEMENT AU PLAFOND
CONNECTION PROFILE CEILING
WANDANSCHLUSSPROFIL OBEN

		A dm²/m	P dm²/m	Lm	Ix cm⁴	Iy cm⁴
008.3885.XX	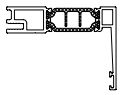	22.78	6.3	7.00	13.507	5.087
009.1886.XX		18.47	3.1	7.00	0.884	3.914
043.1028.XX		9.59	2.3	6.00	-	-

GELEIDINGSPROFIEL
PROFILE DE GUIDAGE
GUIDE PROFILE
FUEHRUNGSPROFIL

		A dm²/m	P dm²/m	Lm	Ix cm⁴	Iy cm⁴
030.1144.XX	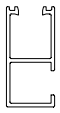	23.42	9.1	6.00	3.116	1.107

AFDEKPROFIEL
PROFILE DE RECOUVREMENT
COVERING PROFILE
ABDECKPROFIL

		A dm²/m	P dm²/m	Lm	Ix cm⁴	Iy cm⁴
030.1145.XX		36.96	14.9	6.00	0.412	81.065
030.1146.XX		44.97	17.8	6.00	12.099	98.131

D0078453

AFWERKINGSPROFIEL
PROFILE DE FINITION
FINISHING PROFILE
AUSFUEHRUNGSPROFIL

		A dm²/m	P dm²/m	Lm	Ix cm⁴	Iy cm⁴
030.2140.00	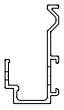	24.48	-	7.00	6.246	2.235
030.2141.00	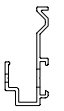	-	-	7.00	5.613	1.162
004.3130.XX	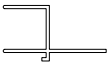	19.05	1.6	6.00	1.141	1.881
017.0077.XX		15.99	5.8	6.50	3.720	0.171
017.0110.XX	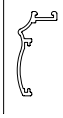	12.27	4.3	6.50	1.034	0.165
017.0119.XX	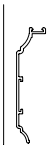	20.61	10.4	6.50	8.481	0.350
017.0120.XX	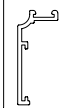	12.03	3.8	6.50	1.128	0.152
017.0127.XX		32.97	12.3	6.50	20.830	4.778
017.0129.XX	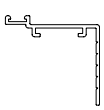	19.23	6.9	6.50	2.539	1.450
017.0131.XX		10.12	3.8	6.50	-	-

		A dm²/m	P dm²/m	Lm	Ix cm⁴	Iy cm⁴
017.0189.XX	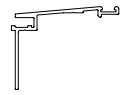	22.21	4.8	6.50	2.178	5.036
017.0190.XX	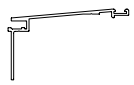	26.20	10.2	6.50	2.527	12.024
017.0193.XX		39.15	15.8	6.50	1.487	47.355
017.0197.XX	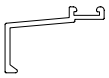	10.63	3.7	6.50	0.224	0.785
017.0198.XX		19.00	7.3	6.50	0.613	0.006
017.0199.XX		25.81	10.7	6.50	0.843	19.870
017.0201.XX	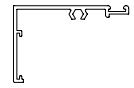	22.30	7.9	6.50	1.856	5.046
017.0202.XX	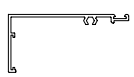	26.30	9.9	6.50	1.996	12.080
017.0203.XX	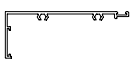	32.12	11.9	6.50	2.133	24.151
017.0204.XX		36.12	13.9	6.50	2.205	41.070

D0079232

AFWERKINGSPROFIEL
PROFILE DE FINITION
FINISHING PROFILE
AUSFUEHRUNGSPROFIL

		A dm²/m	P dm²/m	Lm	Ix cm⁴	Iy cm⁴
017.0205.XX		33.06	14.3	6.50	1.202	48.536
017.0210.XX		7.60	1.2	6.50	0.058	0.070
017.0211.XX	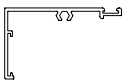	23.26	8.9	6.50	1.896	6.279
017.0212.XX	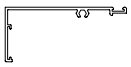	27.29	10.4	6.50	2.040	14.343
017.0213.XX	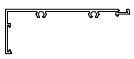	33.07	12.4	6.50	2.153	27.316
017.0214.XX		37.06	14.3	6.50	2.221	45.475
017.0216.XX	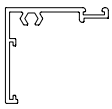	19.34	6.4	6.50	1.713	1.987
017.0233.XX		16.90	5.6	6.50	0.101	4.063
017.0234.XX	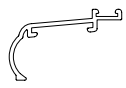	15.00	5.0	6.50	0.495	1.893
017.0235.XX		25.06	10.0	6.50	0.833	17.251

		A dm²/m	P dm²/m	Lm	Ix cm⁴	Iy cm⁴
017.5003.XX		35.06	15.2	6.50	28.875	21.672
019.4904.XX		3.90	0.6	6.50	0.004	0.034
030.0020.04		-	-	7.00	-	-
030.1110.00	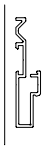	29.03	-	7.00	10.440	0.588
030.1111.XX		42.72	12.1	7.00	72.247	18.823
030.1112.XX		57.92	18.1	7.00	213.825	20.432
030.1120.XX		24.57	9.4	7.00	0.156	13.221
030.1121.XX	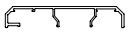	31.80	11.6	7.00	0.652	22.941

D0078233

CS 77

PROFIELOVERZICHT
APERCU DES PROFILES
PROFILE OVERVIEW
PROFILUEBERSICHT

AFDEKPROFIEL
PROFILE DE RECOUVREMENT
COVERING PROFILE
ABDECKPROFIL

		A dm²/m	P dm²/m	Lm	Ix cm⁴	Iy cm⁴
000.0127.00		18.96	15.3	7.00	0.276	4.932
008.3145.XX	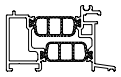	23.47	7.6	7.00	14.964	5.956
030.0025.04	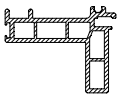	-	-	7.00	-	-
030.0029.XX		10.19	2.6	7.00	0.373	0.289

		A dm²/m	P dm²/m	Lm	Ix cm⁴	Iy cm⁴

D0079234

CS 77

PROFIELOVERZICHT
APERCU DES PROFILES
PROFILE OVERVIEW
PROFILUEBERSICHT

REYNAERS aluminium

DORPEL
BAVETTE
SILL
FENSTERBANK

		A dm²/m	P dm²/m	Lm	Ix cm⁴	Iy cm⁴
030.0030.XX	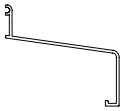	31.98	15.7	7.00	10.756	30.488
030.0031.XX	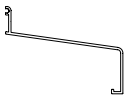	35.99	17.4	7.00	12.078	51.555
030.0032.XX		40.06	19.8	7.00	13.526	79.670
030.0033.XX		44.10	21.8	7.00	15.118	115.626
030.0034.XX		48.13	23.8	7.00	16.872	160.194
030.0035.XX		52.17	25.8	7.00	18.808	214.268
030.0036.XX		56.13	27.9	7.00	22.321	298.996
030.0037.XX		60.17	29.9	7.00	25.519	406.852
030.0038.XX	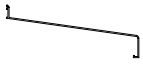	64.21	31.9	7.00	28.461	509.188

ONDERDORPEL
SEUIL
SILL
BASISPROFIL

		A dm²/m	P dm²/m	Lm	Ix cm⁴	Iy cm⁴
008.1045.XX	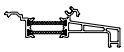	28.43	6.2	7.00	17.208	2.028
008.1046.XX	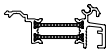	24.32	3.0	7.00 5.00	6.721	1.357
008.0047.XX		42.72	13.4	7.00	79.430	6.406

ROLLUIKKROL KLIPSBAAR
FERMETURE VOLET CHASSIS CLIPABLE
CLOSING SHAPE SHUTTER CLAMPABLE
ROLLADENEINLAUF KLEMMBAR

		A dm²/m	P dm²/m	Lm	Ix cm⁴	Iy cm⁴
004.3843.XX	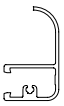	23.68	8.0	6.00	4.009	1.621
004.3167.XX	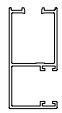	35.96	12.8	6.00	9.873	3.238
030.1142.XX	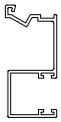	35.19	7.0	6.00	13.153	3.015
030.1143.XX		22.89	7.8	6.00	3.495	2.214

D00078454

CONDENSATIEGOOT + DRUPNEUS
RECUPERATEUR D'EAU + REJET D'EAU
CONDENSATION GUTTER + DRIP CAP
RINNE KONDENSATION + WETTERSCHENKEL

		A dm²/m	P dm²/m	Lm	Ix cm⁴	Iy cm⁴
004.3846.XX		7.39	5.9	6.00	0.074	0.257
026.0119.XX	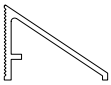	12.77	3.8	6.00	0.314	0.870
030.0019.XX		8.62	2.7	7.00	0.138	0.186
030.3119.XX		7.27	2.3	6.00	0.071	0.187

AFDEKPROFIEL MET BORSTELOPNAME
PROFILE DE RECOUVR. AVEC RAINURE DE BROSSE
COVERING PROFILE WITH BRUSH DETAIL
ABDECKPROFIL MIT BUERSTENAUFNAHME

		A dm²/m	P dm²/m	Lm	Ix cm⁴	Iy cm⁴
008.0562.XX		19.83	6.5	7.00	1.638	9.425

BEKLEDINGSPROFIEL
PLANCHETTE
COVER PROFILE
PANEEL

		A dm²/m	P dm²/m	Lm	Ix cm⁴	Iy cm⁴
030.1158.XX		29.81	10.5	6.50	0.251	28.527
030.1159.XX		34.81	13.0	6.50	0.266	49.710
030.1160.XX		39.81	15.5	6.50	0.278	79.505

		A dm²/m	P dm²/m	Lm	Ix cm⁴	Iy cm⁴
025.0056.XX		7.12	3.6	6.00	0.064	0.092
025.0058.XX		9.80	4.8	6.00	0.207	0.190
035.0104.00		2.23	-	6.00	0.001	0.013

SLUITLAT
TRINGLE
LINK BAR
SCHUBSTANGE

		A dm²/m	P dm²/m	Lm	Ix cm⁴	Iy cm⁴
001.0075.17		4.90	1.8	6.00	-	-
004.3140.17		4.60	-	6.00	-	-

VERSTEVIGINGSPROFIEL
PROFILE DE RENFORCEMENT
REINFORCEMENT PROFILE
VERSTAERKUNGSPROFIL

		A dm²/m	P dm²/m	Lm	Ix cm⁴	Iy cm⁴
030.3876.XX	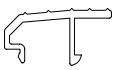	10.81	2.2	7.00	0.559	0.147
030.3877.XX		27.19	7.2	7.00	11.722	1.086

D0078455

CS 77

PROFIELOVERZICHT
APERCU DES PROFILES
PROFILE OVERVIEW
PROFILUEBERSICHT

REYNAERS aluminium

LEKLIJST
REJET D'EAU
DRIP CAP
WETTERSCHENKEL

		A dm²/m	P dm²/m	Lm	Ix cm⁴	Iy cm⁴
048.0919.XX	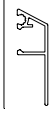	11.00	6.5	7.00 3.00 5.00	0.131	0.799

CONSOLE SIERDEURDUWER
SUPPORT POUSSOIRE
BRACKET DOOR HANDLE
STUTZE TUERGRIFF

		A dm²/m	P dm²/m	Lm	Ix cm⁴	Iy cm⁴
035.0082.00	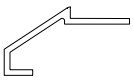	34.39	15.4	6.00	-	-

D0078654

CS 77-HV

PROFIELOVERZICHT
APERCU DES PROFILES
PROFILE OVERVIEW
PROFILUEBERSICHT

REYNAERS aluminium

BUITENKADER GEVEL
DORMANT MUR-RIDEAU
OUTER FRAME CURTAIN WALL
BLENDRAHMEN FASSADE

		A dm²/m	P dm²/m	Lm	Ix cm⁴	Iy cm⁴
008.3538.XX	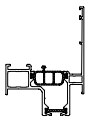	37.02	10.7	7.00	21.613	25.106
008.3539.XX	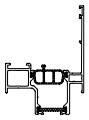	36.15	10.3	7.00	21.854	24.166
008.4536.XX	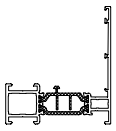	33.84	10.3	7.00	16.902	14.425
008.4583.XX	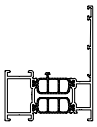	36.44	12.9	7.00	21.515	23.497
008.3525.XX	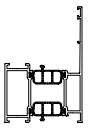	49.85	17.0	7.00	25.267	36.554

VLEUGEL
OUVRANT
VENT
FLUEGEL

		A dm²/m	P dm²/m	Lm	Ix cm⁴	Iy cm⁴
008.2499.XX	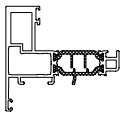	29.57	9.3	7.00	15.942	15.534
008.2500.XX	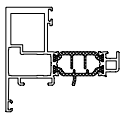	29.57	10.1	7.00	15.996	17.561
008.2502.XX	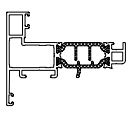	27.23	7.5	7.00	14.344	6.272
008.2503.XX	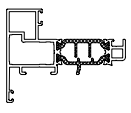	27.14	8.3	7.00	14.170	7.058

		A dm²/m	P dm²/m	Lm	Ix cm⁴	Iy cm⁴
008.2504.XX	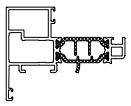	27.14	9.1	7.00	14.109	7.750

STOLPPROFIEL
BATTEE CENTRALE FENETRE DOUBLE OUVRANTE
DOUBLE CASEMENT PROFILE
STULPPROFIL

		A dm²/m	P dm²/m	Lm	Ix cm⁴	Iy cm⁴
008.3515.XX	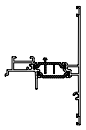	44.61	14.4	7.00	20.224	29.381

T-PROFIEL
TRAVERSE
TRANSOM-MULLION
SPROSSE

		A dm²/m	P dm²/m	Lm	Ix cm⁴	Iy cm⁴
008.4505.XX	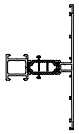	45.69	15.3	7.00	20.206	34.294
008.4506.XX	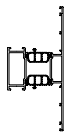	50.91	20.5	7.00	29.366	68.580
008.4513.XX	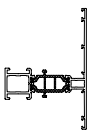	39.96	12.8	7.00	18.742	20.079

HULPPROFIEL
PROFILE DE RACCORDEMENT
ADDITIONAL PROFILE
ZUSATZPROFIL

		A dm²/m	P dm²/m	Lm	Ix cm⁴	Iy cm⁴
005.0535.XX	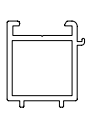	12.32	2.6	7.00	1.165	1.122

D0078456

CS 77-HI/HV

PROFIELOVERZICHT
APERCU DES PROFILES
PROFILE OVERVIEW
PROFILUEBERSICHT

REYNAERS aluminium

GLASSTEUN
SUPPORT CALE DE VITRAGE
GLASS SUPPORT
GLASAUFLAGEPROFIL

		A dm²/m	P dm²/m	Lm	Ix cm⁴	Iy cm⁴
008.0006.00		-	-	7.00	3.339	0.266

GLASLAT
PARCLOSE
GLAZING BEAD
GLASLEISTE

		A dm²/m	P dm²/m	Lm	Ix cm⁴	Iy cm⁴
005.1533.XX		4.98	1.7	7.00	0.115	0.013

DILATATIEPROFIEL
PROFILE DE DILATATION
EXPANSION PROFILE
AUSDEHNUNGSPROFIL

		A dm²/m	P dm²/m	Lm	Ix cm⁴	Iy cm⁴
008.3550.XX	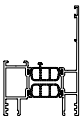	54.77	16.0	7.00	26.339	32.812

D0078457

CS 77-Re

PROFIELOVERZICHT
APERCU DES PROFILES
PROFILE OVERVIEW
PROFILUEBERSICHT

REYNAERS aluminium

BUITENKADER
DORMANT
OUTER FRAME
BLENDRAHMEN

		A dm²/m	P dm²/m	Lm	Ix cm⁴	Iy cm⁴
008.3236.XX	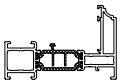	30.05	8.8	7.00	26.389	6.825
008.3216.XX	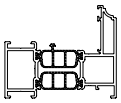	32.65	11.4	7.00	33.695	14.444
008.3258.XX	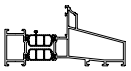	43.86	15.3	7.00	90.181	19.887

VLEUGEL
OUVRANT
VENT
FLUEGEL

		A dm²/m	P dm²/m	Lm	Ix cm⁴	Iy cm⁴
008.3202.XX	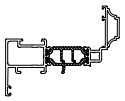	33.91	11.2	7.00	32.637	9.062
008.3292.XX	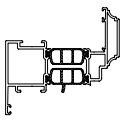	36.87	14.4	7.00	43.897	17.982
008.3221.XX	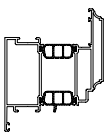	42.06	19.6	7.00	60.818	51.539

T-PROFIEL
TRAVERSE
TRANSOM-MULLION
SPROSSE

		A dm²/m	P dm²/m	Lm	Ix cm⁴	Iy cm⁴
008.3213.XX	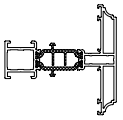	35.49	12.3	7.00	30.464	14.815
008.3220.XX	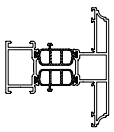	38.04	14.9	7.00	38.438	26.425

		A dm²/m	P dm²/m	Lm	Ix cm⁴	Iy cm⁴
001.0200.XX		14.74	3.7	7.00	0.356	0.778
005.0226.XX		16.37	4.4	7.00	0.950	0.775
008.0226.XX	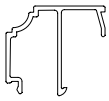	19.62	5.5	7.00	1.288	1.112
001.0201.XX	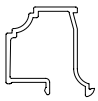	18.34	4.6	7.00	1.105	1.034
005.0227.XX		19.97	5.3	7.00	1.276	1.782
008.0227.XX	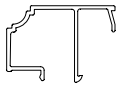	23.22	6.4	7.00	2.584	1.438

ONDERDORPEL
SEUIL
SILL
BASISPROFIL

		A dm²/m	P dm²/m	Lm	Ix cm⁴	Iy cm⁴
008.3245.XX	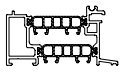	23.80	7.6	7.00	21.632	6.076

D0078458

CS 77-Re

PROFIELOVERZICHT
APERCU DES PROFILES
PROFILE OVERVIEW
PROFILUEBERSICHT

KLEINHOUT
PETIT BOIS
GEORGIAN BAR
ZIERSPROSSE

		A dm²/m	P dm²/m	Lm	Ix cm⁴	Iy cm⁴
030.0051.XX		10.34	5.0	7.00	0.284	0.840
001.0215.XX		21.25	7.7	7.00	0.202	7.098

		A dm²/m	P dm²/m	Lm	Ix cm⁴	Iy cm⁴

D0078653

CS 77

PROFIELOVERZICHT
APERCU DES PROFILES
PROFILE OVERVIEW
PROFILUEBERSICHT

REYNAERS aluminium

BUITENKADER NAAR BINNENDRAAIEND
DORMANT OUVRANT VERS L'INTERIEUR
OUTER FRAME INWARD OPENING
BLENDRAHMEN NACH INNEN OEFFNEND

		A dm²/m	P dm²/m	Lm	Ix cm⁴	Iy cm⁴
008.1898.XX	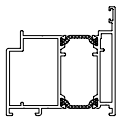	30.31	12.9	7.00	28.044	20.552
008.0598.XX	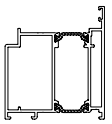	30.73	14.7	7.00	31.523	31.011

BUITENKADER NAAR BUITENDRAAIEND
DORMANT OUVRANT VERS L'EXTERIEUR
OUTER FRAME OUTWARD OPENING
BLENDRAHMEN NACH AUSSEN OEFFNEND

		A dm²/m	P dm²/m	Lm	Ix cm⁴	Iy cm⁴
008.0569.XX	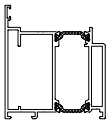	30.73	14.7	7.00	32.557	31.019
008.0469.XX	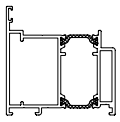	30.10	12.9	7.00	28.438	20.308

XXX
XXX
XXX
XXX

		A dm²/m	P dm²/m	Lm	Ix cm⁴	Iy cm⁴

VLEUGEL NAAR BINNENDRAAIEND
OUVRANT OUVRANT VERS L'INTERIEUR
VENT INWARD OPENING
FLUEGEL NACH INNEN OEFFNEND

		A dm²/m	P dm²/m	Lm	Ix cm⁴	Iy cm⁴
008.2026.XX		37.00	17.4	7.00	35.936	40.378

		A dm²/m	P dm²/m	Lm	Ix cm⁴	Iy cm⁴

VLEUGEL DEUR NAAR BUITENDRAAIEND
OUVRANT PORTE OUVRANT VERS L'EXTERIEUR
VENT DOOR OUTWARD OPENING
FLUEGEL TUER NACH AUSSEN OEFFNEND

		A dm²/m	P dm²/m	Lm	Ix cm⁴	Iy cm⁴
008.2014.XX	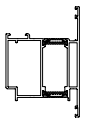	39.18	18.0	7.00	33.916	39.685
008.1016.XX	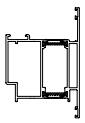	39.18	17.5	7.00	33.389	39.383

STOLPPROFIEL
BATTEE CENTRALE FENETRE DOUBLE OUVRANTE
DOUBLE CASEMENT PROFILE
STULPPROFIL

		A dm²/m	P dm²/m	Lm	Ix cm⁴	Iy cm⁴
008.2015.XX	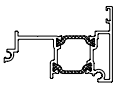	26.14	7.5	7.00	12.001	3.928
008.1815.XX	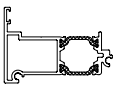	22.85	6.4	7.00	15.038	4.490

AANSLAGPROFIEL DEUR
PROFILE DE BUTEE PORTE
CONNECTION PROFILE DOOR
ANSCHLAGPROFIL TUER

		A dm²/m	P dm²/m	Lm	Ix cm⁴	Iy cm⁴
008.0428.XX	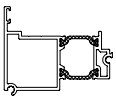	25.42	6.6	7.00	16.622	7.429
008.1029.XX	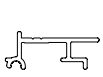	14.87	5.2	7.00	1.460	0.201

D0078459

CS 77

PROFIELOVERZICHT
APERCU DES PROFILES
PROFILE OVERVIEW
PROFILUEBERSICHT

REYNAERS aluminium

VERBREDINGSPROFIEL
PROFILE D'ELARGISSEMENT
ENLARGING PROFILE
VERBREITERUNGSPROFIL

		A dm²/m	P dm²/m	Lm	Ix cm⁴	Iy cm⁴
008.3004.XX	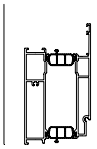	40.37	20.4	7.00	38.565	96.233
0K8.3004.XX	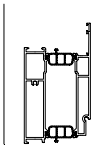	40.37	20.4	1.15	38.565	96.233
008.0890.XX	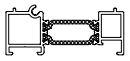	22.07	5.1	7.00	15.585	1.979

SOKKELPROFIEL
PLINTHE BAS DE PORTE
BOTTOM DOOR RAIL
SOCKELPROFIL

		A dm²/m	P dm²/m	Lm	Ix cm⁴	Iy cm⁴
008.0010.XX	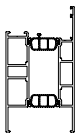	44.31	23.6	7.00	50.865	80.399
008.0011.XX	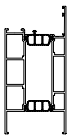	47.93	27.0	7.00	57.066	127.708
008.0142.XX	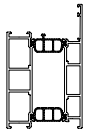	40.33	20.4	7.00	51.146	74.144

RUBBERPROFIEL
PROFILE DE JOINT
PROFILE GASKET
PROFIL DICHTUNG

		A dm²/m	P dm²/m	Lm	Ix cm⁴	Iy cm⁴
108.0080.XX		14.01	2.6	6.00	1.255	0.170
008.0081.XX		10.49	1.4	7.00	0.076	0.869

		A dm²/m	P dm²/m	Lm	Ix cm⁴	Iy cm⁴

AFWERKINGSPROFIEL
PROFILE DE FINITION
FINISHING PROFILE
AUSFUEHRUNGSPROFIL

		A dm²/m	P dm²/m	Lm	Ix cm⁴	Iy cm⁴
108.0082.XX		8.19	2.7	6.00	0.090	0.294

DRUPNEUS
REJET D'EAU
DRIP CAP
WETTERSCHENKEL

		A dm²/m	P dm²/m	Lm	Ix cm⁴	Iy cm⁴
108.0085.XX		8.51	2.6	6.00	0.174	0.080

BODEMPROFIEL
PROFILE DE SEUIL
FLOOR PROFILE
SCHWELLE

		A dm²/m	P dm²/m	Lm	Ix cm⁴	Iy cm⁴
008.0071.XX		11.59	5.9	6.00	2.508	0.016
008.0073.00	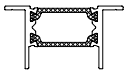	14.73	-	6.00	5.337	1.605
008.0873.XX		34.05	3.7	7.00	0.852	13.330
008.0874.XX	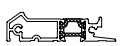	19.01	4.0	7.00	0.834	12.779
108.0070.04	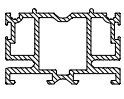	-	-	7.00	12.714	4.872

D0078460

CS 77

PROFIELOVERZICHT
APERCU DES PROFILES
PROFILE OVERVIEW
PROFILUEBERSICHT

REYNAERS aluminium

BORSTELPROFIEL
PROFILE SUPPORT JOINT-BROSSE
SUPPORTING PROFILE BRUSH
ZUSATZPROFIL BUERSTENDICHTUNG

		A dm²/m	P dm²/m	Lm	Ix cm⁴	Iy cm⁴
005.1175.XX	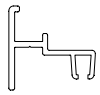	14.63	2.7	7.00	1.019	0.378
005.0049.XX	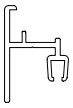	17.41	4.1	6.00	0.958	0.853
005.0177.XX	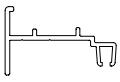	18.26	2.7	7.00	3.378	0.394
005.2034.XX	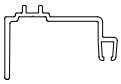	19.60	2.6	6.00	4.064	0.856
008.1175.XX	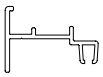	17.28	2.7	7.00	2.385	0.391
008.1176.XX	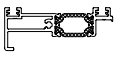	21.82	3.1	7.00	13.473	0.977
005.1174.XX	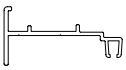	20.28	2.7	7.00	5.748	0.397
008.0176.XX	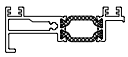	21.82	3.1	6.50	10.104	0.977
008.0083.00		21.24	-	7.00	0.667	0.755

BODEMPROFIEL
PROFILE DE SEUIL
FLOOR PROFILE
SCHWELLE

		A dm²/m	P dm²/m	Lm	Ix cm⁴	Iy cm⁴
008.0875.XX	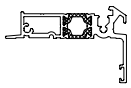	26.85	8.5	7.00	12.703	2.808
008.0876.XX	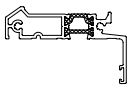	24.77	7.7	7.00	13.472	2.731

HULPPROFIEL
PROFILE DE RACCORDEMENT
ADDITIONAL PROFILE
ZUSATZPROFIL

		A dm²/m	P dm²/m	Lm	Ix cm⁴	Iy cm⁴
008.0009.04	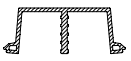	26.55	-	7.00	2.283	11.194

AANSLAGPROFIEL
PROFILE DE BUTEE
BUTT STRIP PROFILE
ANSCHLAGPROFIL

		A dm²/m	P dm²/m	Lm	Ix cm⁴	Iy cm⁴
008.0086.XX	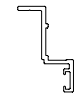	13.62	1.5	7.00	1.469	0.450

RUBBERPROFIEL
PROFILE DE JOINT
PROFILE GASKET
PROFIL DICHTUNG

		A dm²/m	P dm²/m	Lm	Ix cm⁴	Iy cm⁴
005.0174.XX		10.25	2.2	7.00	0.305	0.265
008.3173.XX	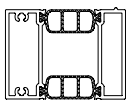	17.05	9.2	7.00	20.815	13.574

D0078462

CS 77

BUITENKADER RAAM NAAR BINNENDRAAIEND
DORMANT FENETRE OUVRANT VERS L'INT.
OUTER FRAME WINDOW INWARD OPENING
BLENDRAHMEN FENSTER NACH INNEN OEFFNEND

	A dm²/m	P dm²/m	Lm	Ix cm⁴	Wx cm³	ax mm	Iy cm⁴	Wy cm³	ay mm
008.3136.XX	28.12	8.2	7.00	14.563	3.948	31.11	4.614	1.340	16.58
008.3183.XX	30.72	10.8	7.00/5.00	23.783	6.520	31.52	10.381	2.528	22.94

X
Y — Y
X 0

008.3136.XX

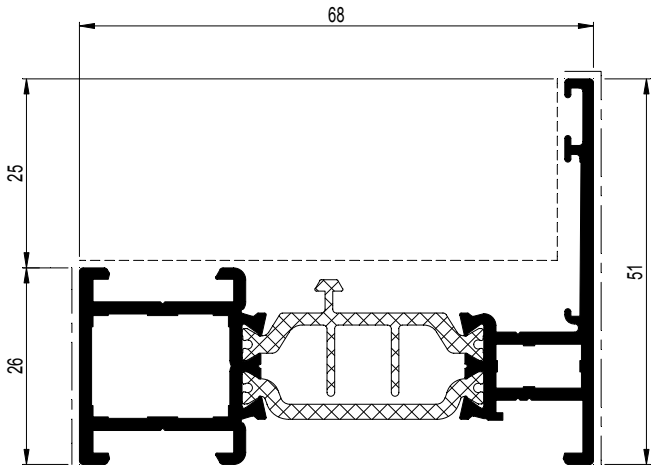

008.3136.XX	
068.7850.00 068.7851.00	095.30PN.00 of-ou-or-oder 095.B500.00
068.8840.00	097.O800.00 097.O900.00 097.P000.00 of-ou-or-oder 097.F800.00 of-ou-or-oder 097.0411.00
068.7850.00 068.7851.00 050.5153.-- (2x) 068.5938.-- (2x)	097.O800.00 097.O900.00 097.P000.00 of-ou-or-oder 097.F800.00 of-ou-or-oder 097.0411.00
068.7850.00 068.7851.00 068.5920.-- (2x) 068.5938.-- (2x)	097.O800.00 097.O900.00 097.P000.00 of-ou-or-oder 097.F800.00 of-ou-or-oder 097.0411.00
068.8730.00+(*) or 068.8740.00+(*) (*) 050.5153.--	097.P800.00 097.O900.00 097.P000.00 of-ou-or-oder 097.F800.00 of-ou-or-oder 097.0410.00
068.8735.00 050.5153.-- (2x)	097.P800.00 097.O900.00 097.P000.00 of-ou-or-oder 097.F800.00 of-ou-or-oder 097.0410.00
068.8730.00+(*) or 068.8740.00+(*) (*) 068.5920.--	097.P800.00 097.O900.00 097.P000.00 of-ou-or-oder 097.F800.00 of-ou-or-oder 097.0410.00
068.8735.00 068.5920.-- (2x)	097.P800.00 097.O900.00 097.P000.00 of-ou-or-oder 097.F800.00 of-ou-or-oder 097.0410.00
068.8779.00 060.8715/16.00	097.0009.00
068.8905.00 060.8715/16.00	097.0008.00
060.8723.-- or 060.8746.00 060.8715/16.00	---

008.3183.XX

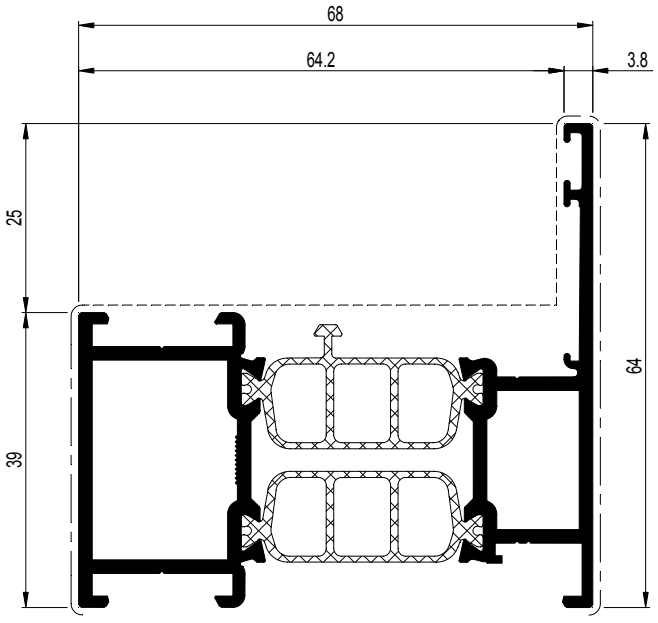

008.3183.XX	
068.7952.00 068.7853.00	095.30PN.00 of-ou-or-oder 095.B500.00
068.8841.00	097.O800.00 097.P100.00 097.P200.00 of-ou-or-oder 097.0411.00
068.7952.00 068.7853.00 050.5153.-- (2x) 068.5938.-- (2x)	097.O800.00 097.P100.00 097.P200.00 of-ou-or-oder 097.0411.00
068.7952.00 068.7853.00 068.5920.-- (2x) 068.5938.-- (2x)	097.O800.00 097.P100.00 097.P200.00 of-ou-or-oder 097.0411.00
068.8731.00+(*) or 068.8741.00+(*) (*) 050.5153.-- (2x)	097.P800.00 097.P100.00 097.P200.00 of-ou-or-oder 097.0410.00
068.8736.00 050.5153.-- (2x)	097.P800.00 097.P100.00 097.P200.00 of-ou-or-oder 097.0410.00
068.8731.00+(*) or 068.8741.00+(*) (*) 068.5920.-- (2x)	097.P800.00 097.P100.00 097.P200.00 of-ou-or-oder 097.0410.00
068.8736.00 068.5920.-- (2x)	097.P800.00 097.P100.00 097.P200.00 of-ou-or-oder 097.0410.00
068.8779.00 068.8906.04 060.8715/16.00	097.0009.00
068.8905.00 068.8906.04 (2x) 060.8715/16.00	097.0008.00
060.8723.-- or 060.8746.00 060.8715/16.00	---

D0005725

CS 77

BUITENKADER RAAM NAAR BINNENDRAAIEND
DORMANT FENETRE OUVRANT VERS L'INT.
OUTER FRAME WINDOW INWARD OPENING
BLENDRAHMEN FENSTER NACH INNEN OEFFNEND

REYNAERS aluminium

	A dm²/m	P dm²/m	Lm	Ix cm⁴	Wx cm³	ax mm	Iy cm⁴	Wy cm³	ay mm
008.3125.XX	33.32	13.4	7.00	28.494	7.833	31.62	20.059	4.214	29.40
008.3140.XX	35.92	16.0	7.00	33.220	9.154	31.71	34.441	6.367	35.91

X Y Y X 0

008.3125.XX

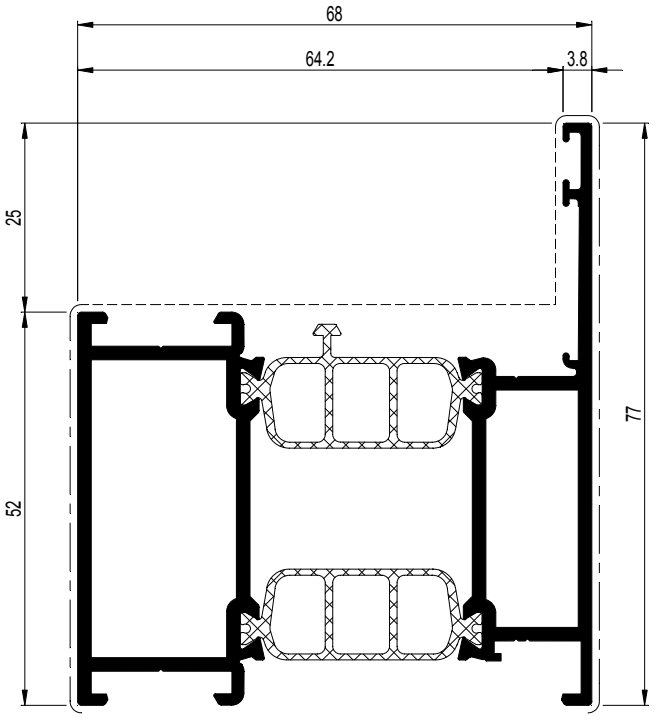

008.3140.XX

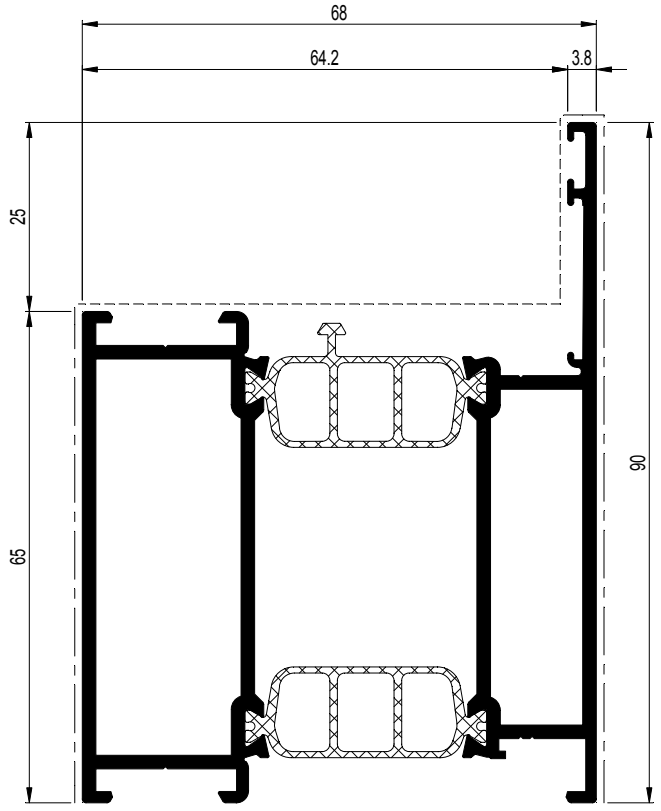

008.3125.XX	
068.7854.00 068.7855.00	095.30PN.00 of-ou-or-oder 095.B500.00
068.8842.00	097.O800.00 097.P100.00 097.P200.00 of-ou-or-oder 097.0411.00
068.7854.00 068.7855.00 050.5153.-- (2x) 068.5938.-- (2x)	097.O800.00 097.P100.00 097.P200.00 of-ou-or-oder 097.0411.00
068.7854.00 068.7855.00 068.5920.-- (2x) 068.5938.-- (2x)	097.O800.00 097.P100.00 097.P200.00 of-ou-or-oder 097.0411.00
068.8732.00+(*) or 068.8742.00+(*) (*) 050.5153.-- (2x)	097.P800.00 097.P100.00 097.P200.00 of-ou-or-oder 097.0410.00
068.8737.00 050.5153.-- (2x)	097.P800.00 097.P100.00 097.P200.00 of-ou-or-oder 097.0410.00
068.8732.00+(*) or 068.8742.00+(*) (*) 068.5920.-- (2x)	097.P800.00 097.P100.00 097.P200.00 of-ou-or-oder 097.0410.00
068.8737.00 068.5920.-- (2x)	097.P800.00 097.P100.00 097.P200.00 of-ou-or-oder 097.0410.00
068.8779.00 068.8906.04 (2x) 060.8715/16.00	097.0009.00
068.8905.00 068.8906.04 (4x) 060.8715/16.00	097.0008.00
060.8723.-- or 060.8746.00 060.8715/16.00	---

008.3140.XX	
068.7856.00 068.7857.00	095.30PN.00 of-ou-or-oder 095.B500.00
068.8843.00	097.O800.00 097.P100.00 097.P200.00 of-ou-or-oder 097.0411.00
068.7856.00 068.7857.00 050.5153.-- (2x) 068.5938.-- (2x)	097.O800.00 097.P100.00 097.P200.00 of-ou-or-oder 097.0411.00
068.7856.00 068.7857.00 068.5920.-- (2x) 068.5938.-- (2x)	097.O800.00 097.P100.00 097.P200.00 of-ou-or-oder 097.0411.00
068.8733.00+(*) or 068.8743.00+(*) (*) 050.5153.-- (2x)	097.P800.00 097.P100.00 097.P200.00 of-ou-or-oder 097.0410.00
068.8738.00 050.5153.-- (2x)	097.P800.00 097.P100.00 097.P200.00 of-ou-or-oder 097.0410.00
068.8733.00+(*) or 068.8743.00+(*) (*) 068.5920.-- (2x)	097.P800.00 097.P100.00 097.P200.00 of-ou-or-oder 097.0410.00
068.8738.00 068.5920.-- (2x)	097.P800.00 097.P100.00 097.P200.00 of-ou-or-oder 097.0410.00
068.8779.00 068.8906.04 (3x) 060.8715/16.00	097.0009.00
068.8905.00 068.8906.04 (6x) 060.8715/16.00	097.0008.00
060.8723.-- or 060.8746.00 060.8715/16.00	---

D0005737

CS 77

BUITENKADER AUTOMATISCHE SCHUIFDEUR
DORMANT PORTE COULISSANTE AUTOMATIQUE
OUTER FRAME AUTOMATIC SLIDING DOOR
BLENDRAHMEN AUTOMATISCHE SCHIEBETUER

REYNAERS aluminium

	A dm²/m	P dm²/m	Lm	Ix cm⁴	Wx cm³	ax mm	Iy cm⁴	Wy cm³	ay mm	X Y X 0
008.0525.XX	33.32	13.4	7.00	11.018	3.029	31.62	20.059	4.214	29.40	

008.0525.XX

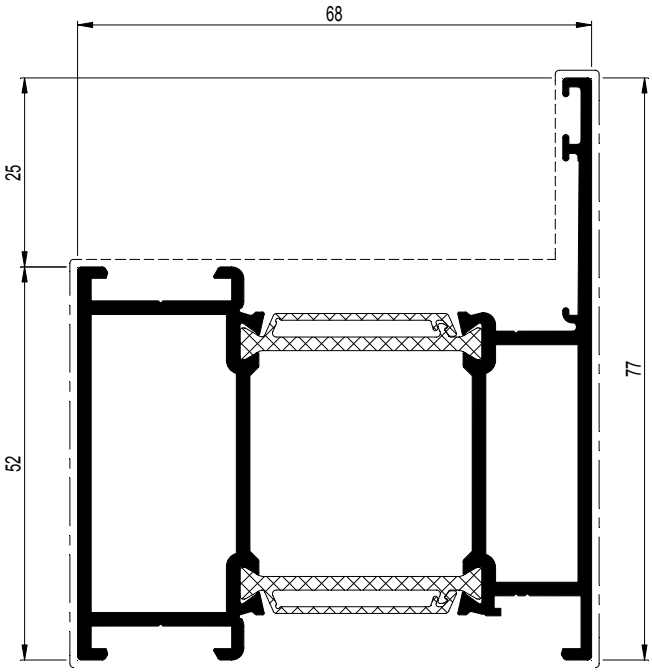

008.0525.XX	
068.7854.00 068.7855.00	095.30PN.00 of-ou-or-oder 095.B500.00
068.8842.00	097.O800.00 097.P100.00 097.P200.00 of-ou-or-oder 097.0411.00
068.7854.00 068.7855.00 050.5153.-- (2x) 068.5938.-- (2x)	097.O800.00 097.P100.00 097.P200.00 of-ou-or-oder 097.0411.00
068.7854.00 068.7855.00 068.5920.-- (2x) 068.5938.-- (2x)	097.O800.00 097.P100.00 097.P200.00 of-ou-or-oder 097.0411.00
068.8732.00+(*) or 068.8742.00+(*) or (*) 050.5153.-- (2x)	097.P800.00 097.P100.00 097.P200.00 of-ou-or-oder 097.0410.00
068.8737.00 050.5153.-- (2x)	097.P800.00 097.P100.00 097.P200.00 of-ou-or-oder 097.0410.00
068.8732.00+(*) or 068.8742.00+(*) (*) 068.5920.-- (2x)	097.P800.00 097.P100.00 097.P100.00 of-ou-or-oder 097.0410.00
068.8737.00 068.5920.-- (2x)	097.P800.00 097.P100.00 097.P200.00 of-ou-or-oder 097.0410.00
068.8779.00 068.8906.04 (2x) 060.8715/16.00	097.0009.00
068.8905.00 068.8906.04 (4x) 060.8715/16.00	097.0008.00
069.6567.04	---
060.8723.-- or 060.8746.00 060.8715/16.00	---

Profielen
Profilés
Profiles
Profile

CS 77

BUITENKADER RAAM NAAR BINNENDRAAIEND
DORMANT FENETRE OUVRANT VERS L'INT.
OUTER FRAME WINDOW INWARD OPENING
BLENDRAHMEN FENSTER NACH INNEN OEFFNEND

REYNAERS aluminium

	A dm²/m	P dm²/m	Lm	Ix cm⁴	Wx cm³	ax mm	Iy cm⁴	Wy cm³	ay mm
008.3139.XX	33.89	10.6	7.00	16.753	4.137	27.51	7.711	2.051	34.40
008.3141.XX	33.02	10.6	7.00	17.381	4.986	34.86	7.594	2.035	34.68

X Y Y X 0

008.3139.XX

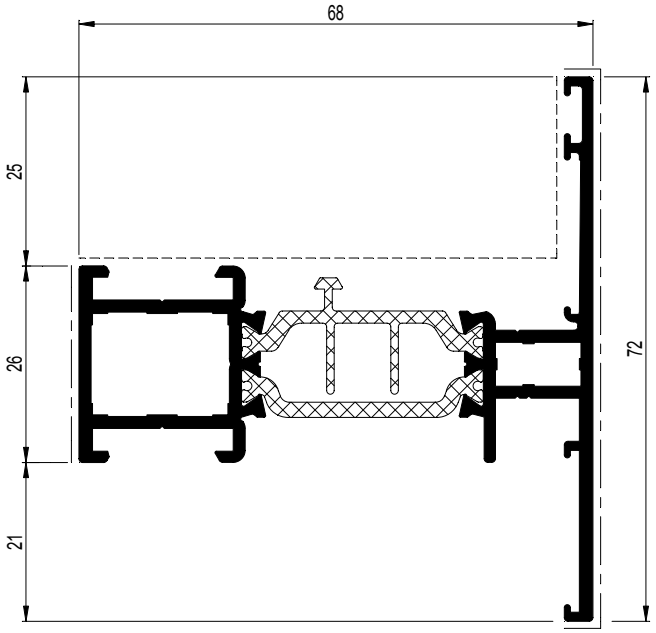

008.3139.XX	
068.7850.00 068.7851.00	095.30PN.00 of-ou-or-oder 095.B500.00
068.8840.00	097.O800.00 097.O900.00 097.P000.00 of-ou-or-oder 097.F800.00 of-ou-or-oder 097.0411.00
068.7850.00 068.7851.00 050.5153.-- (2x) 068.5938.-- (2x)	097.O800.00 097.O900.00 097.P000.00 of-ou-or-oder 097.F800.00 of-ou-or-oder 097.0411.00
068.7850.00 068.7851.00 068.5920.-- (2x) 068.5938.-- (2x)	097.O800.00 097.O900.00 097.P000.00 of-ou-or-oder 097.F800.00 of-ou-or-oder 097.0411.00
068.8730.00+(*) or 068.8740.00+(*) (*) 050.5153.--	097.P800.00 097.O900.00 097.P000.00 of-ou-or-oder 097.0410.00
068.8735.00 050.5153.--	097.P800.00 097.O900.00 097.P000.00 of-ou-or-oder 097.0410.00
068.8730.00+(*) or 068.8740.00+(*) (*) 068.5920.--	097.P800.00 097.O900.00 097.P000.00 of-ou-or-oder 097.F800.00 of-ou-or-oder 097.0410.00
068.8735.00 068.5920.--	097.P800.00 097.O900.00 097.P000.00 of-ou-or-oder 097.F800.00 of-ou-or-oder 097.0410.00
068.8779.00 060.8715/16.00 (2x)	097.0009.00
068.8905.00 060.8715/16.00 (2x)	097.0008.00
060.8723.-- (2x) or 060.8746.00 (2x) 060.8715/16.00 (2x)	---

008.3141.XX

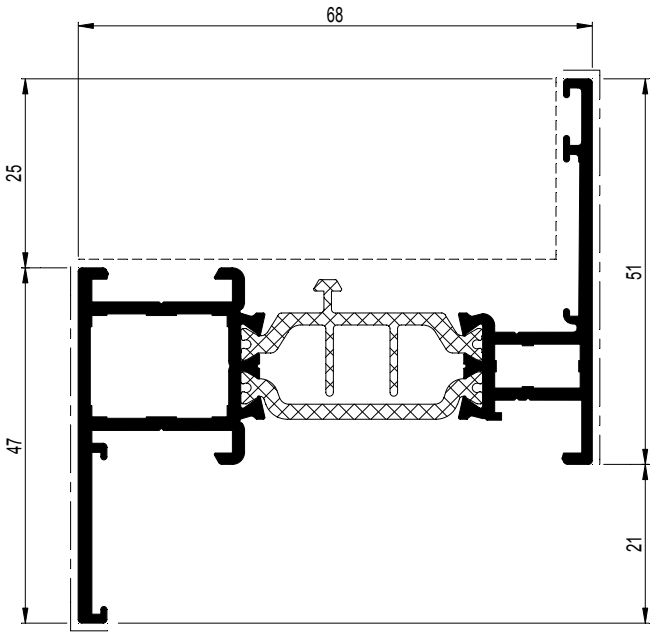

008.3141.XX	
068.7850.00 068.7851.00	095.30PN.00 of-ou-or-oder 095.B500.00
068.8840.00	097.O800.00 097.O900.00 097.P000.00 of-ou-or-oder 097.F800.00
068.7850.00 068.7851.00 050.5153.-- (2x) 068.5938.-- (2x)	097.O800.00 097.O900.00 097.P000.00 of-ou-or-oder 097.F800.00
068.7850.00 068.7851.00 068.5920.-- (2x) 068.5938.-- (2x)	097.O800.00 097.O900.00 097.P000.00 of-ou-or-oder 097.F800.00
068.8730.00+(*) or 068.8740.00+(*) (*) 050.5153.--	097.P800.00 097.O900.00 097.P000.00 of-ou-or-oder 097.0410.00
068.8735.00 050.5153.--	097.P800.00 097.O900.00 097.P000.00 of-ou-or-oder 097.0410.00
068.8730.00+(*) or 068.8740.00+(*) (*) 068.5920.--	097.P800.00 097.O900.00 097.P000.00 of-ou-or-oder 097.F800.00 of-ou-or-oder 097.0410.00
068.8735.00 068.5920.--	097.P800.00 097.O900.00 097.P000.00 of-ou-or-oder 097.F800.00 of-ou-or-oder 097.0410.00
068.8779.00 060.8715/16.00 (2x)	097.0009.00
068.8905.00 060.8715/16.00 (2x)	---
060.8723.-- (2x) or 060.8746.00 (2x) 060.8715/16.00 (2x)	---

D0005738

CS 77

BUITENKADER RAAM NAAR BINNENDRAAIEND
DORMANT FENETRE OUVRANT VERS L'INT.
OUTER FRAME WINDOW INWARD OPENING
BLENDRAHMEN FENSTER NACH INNEN OEFFNEND

REYNAERS aluminium

	A dm²/m	P dm²/m	Lm	Ix cm⁴	Wx cm³	ax mm	Iy cm⁴	Wy cm³	ay mm
008.3197.XX	38.79	13.1	7.00	20.218	5.487	31.16	10.114	2.538	32.14

X
Y — Y
X 0

008.3197.XX

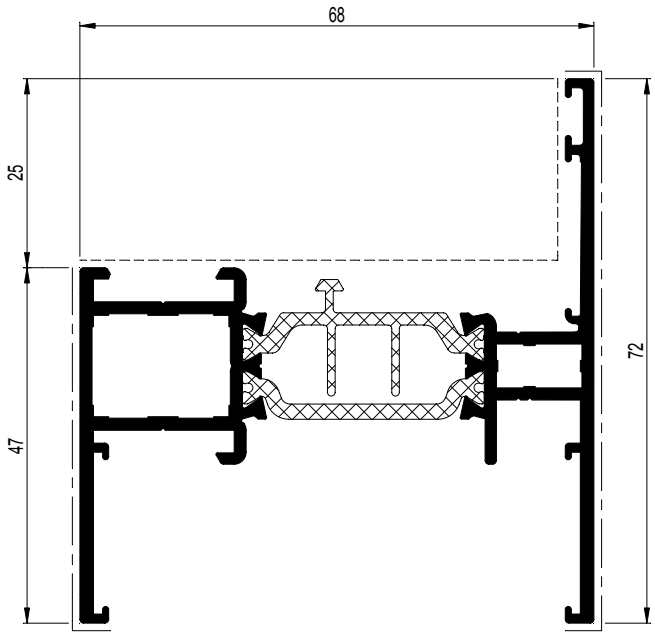

008.3197.XX	
068.7850.00 068.7851.00	095.30PN.00 of-ou-or-oder 095.B500.00
068.8840.00	097.O800.00 097.O900.00 097.P000.00 of-ou-or-oder 097.F800.00
068.7850.00 068.7851.00 050.5153.-- (2x) 068.5938.-- (2x)	097.O800.00 097.O900.00 097.P000.00 of-ou-or-oder 097.F800.00
068.7850.00 068.7851.00 068.5920.-- (2x) 068.5938.-- (2x)	097.O800.00 097.O900.00 097.P000.00 of-ou-or-oder 097.F800.00
068.8730.00+(*) or 068.8740.00+(*) (*) 050.5153.--	097.P800.00 097.O900.00 097.P000.00 of-ou-or-oder 097.0410.00
068.8735.00 050.5153.--	097.P800.00 097.O900.00 097.P000.00 of-ou-or-oder 097.0410.00
068.8730.00+(*) or 068.8740.00+(*) (*) 068.5920.00	097.P800.00 097.O900.00 097.P000.00 of-ou-or-oder 097.F800.00 of-ou-or-oder 097.0410.00
068.8735.00 068.5920.00	097.P800.00 097.O900.00 097.P000.00 of-ou-or-oder 097.F800.00 of-ou-or-oder 097.0410.00
068.8779.00 060.8715/16.00 (3x)	097.0009.00
068.8905.00 060.8715/16.00 (3x)	---
060.8723.-- (3x) or 060.8746.00 (3x) 060.8715/16.00 (*3x)	---

D0005739

CS 77

BUITENKADER RAAM NAAR BINNENDRAAIEND
DORMANT FENETRE OUVRANT VERS L'INT.
OUTER FRAME WINDOW INWARD OPENING
BLENDRAHMEN FENSTER NACH INNEN OEFFNEND

REYNAERS aluminium

	A dm²/m	P dm²/m	Lm	Ix cm⁴	Wx cm³	ax mm	Iy cm⁴	Wy cm³	ay mm
008.1455.XX	39.72	13.6	7.00	47.750	9.592	46.22	14.227	3.349	21.53
008.1456.XX	41.45	14.8	7.00	56.445	10.453	42.00	21.844	4.772	38.73

X Y Y X 0

008.1456.XX

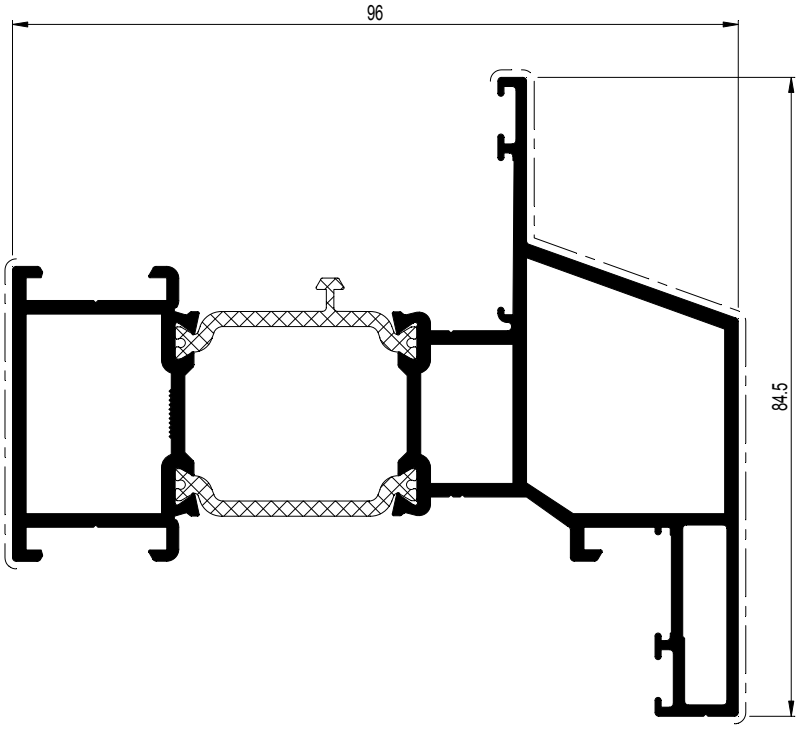

008.1456.XX	
068.7952.00 068.7853.00	095.B500.00
068.8841.00	097.0411.00
068.7952.00 068.7853.00 050.5153.-- (2x) 068.5938.-- (2x)	097.0411.00
068.7952.00 068.7853.00 068.5920.-- (2x) 068.5938.-- (2x)	097.0411.00
068.8731.00+(*) or 068.8741.00+(*) (*) 050.5153.-- (2x)	097.0410.00
068.8736.00 068.8736.00	097.0410.00
068.8731.00+(*) or 068.8741.00+(*) (*) 068.5920.-- (2x)	097.0410.00
068.8736.00 068.5920.-- (2x)	097.0410.00
068.8779.00 068.8906.04 060.8715/16.00	097.0009.00
068.8905.00 068.8906.04 (2x) 060.8715/16.00	097.0008.00
069.6566.04	---
060.8723.-- or 060.8746.00 060.8715/16.00	---

008.1455.XX

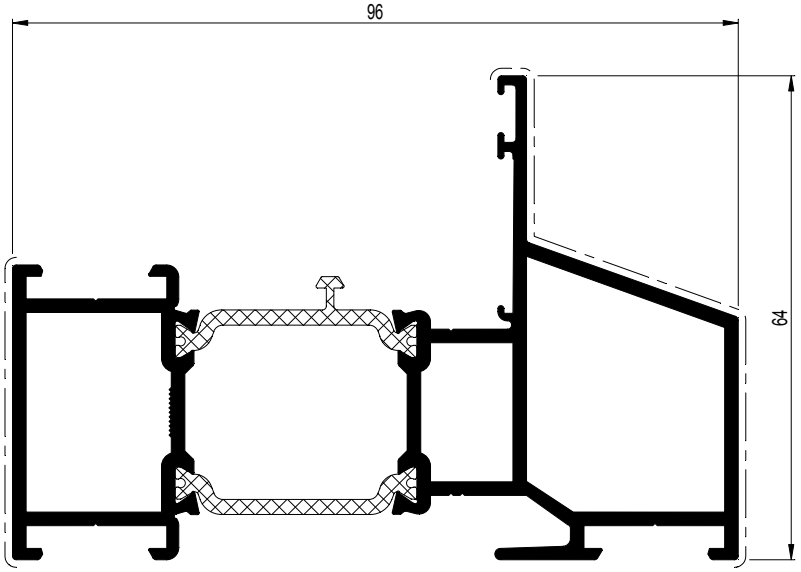

008.1455.XX	
068.7952.00 068.7853.00	095.B500.00
068.8841.00	097.0411.00
068.7952.00 068.7853.00 050.5153.-- (2x) 068.5938.-- (2x)	097.0411.00
068.7952.00 068.7853.00 068.5920.-- (2x) 068.5938.-- (2x)	097.0411.00
068.8731.00+(*) or 068.8741.00+(*) (*) 050.5153.-- (2x)	097.0410.00
068.8736.00 068.8736.00	097.0410.00
068.8731.00+(*) or 068.8741.00+(*) (*) 068.5920.-- (2x)	097.0410.00
068.8736.00 068.5920.-- (2x)	097.0410.00
068.8779.00 068.8906.04 060.8715/16.00	097.0009.00
068.8905.00 068.8906.04 (2x) 060.8715/16.00	097.0008.00
069.6566.04	---
060.8723.-- or 060.8746.00 060.8715/16.00	---

D0078008

CS 77

BUITENKADER RAAM NAAR BINNENDRAAIEND
DORMANT FENETRE OUVRANT VERS L'INT.
OUTER FRAME WINDOW INWARD OPENING
BLENDRAHMEN FENSTER NACH INNEN OEFFNEND

	A dm²/m	P dm²/m	Lm	Ix cm⁴	Wx cm³	ax mm	Iy cm⁴	Wy cm³	ay mm	
008.3452.XX	42.98	14.0	7.00	62.683	11.336	55.29	14.722	3.419	20.95	X Y Y X 0

008.3452.XX

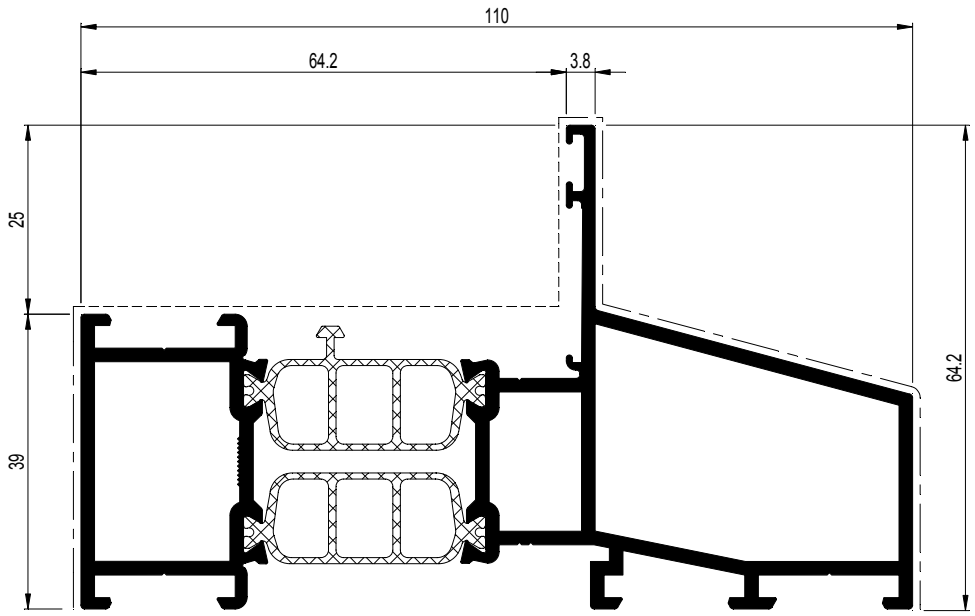

008.3452.XX	
068.7952.00 068.7853.00	095.B500.00
068.8841.00	097.0411.00
068.7952.00 068.7853.-- (2x) 050.5153.-- (2x) 068.5938.--	097.0411.00
068.8731.00+(*) or 068.8741.00+(*) (*) 050.5153.-- (2x)	097.0410.00
068.8736.00 050.5153.00 (2x)	097.0410.00

D0078794

CS 77

BUITENKADER RAAM NAAR BINNENDRAAIEND
DORMANT FENETRE OUVRANT VERS L'INT.
OUTER FRAME WINDOW INWARD OPENING
BLENDRAHMEN FENSTER NACH INNEN OEFFNEND

REYNAERS aluminium

	A dm²/m	P dm²/m	Lm	Ix cm⁴	Wx cm³	ax mm	Iy cm⁴	Wy cm³	ay mm
008.3848.XX	49.15	18.7	7.00	163.672	20.376	80.33	16.564	4.166	20.24

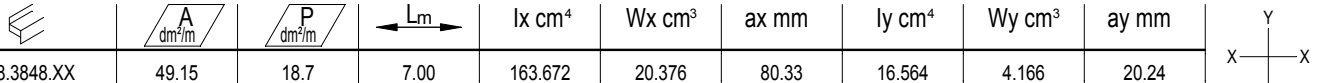

008.3848.XX

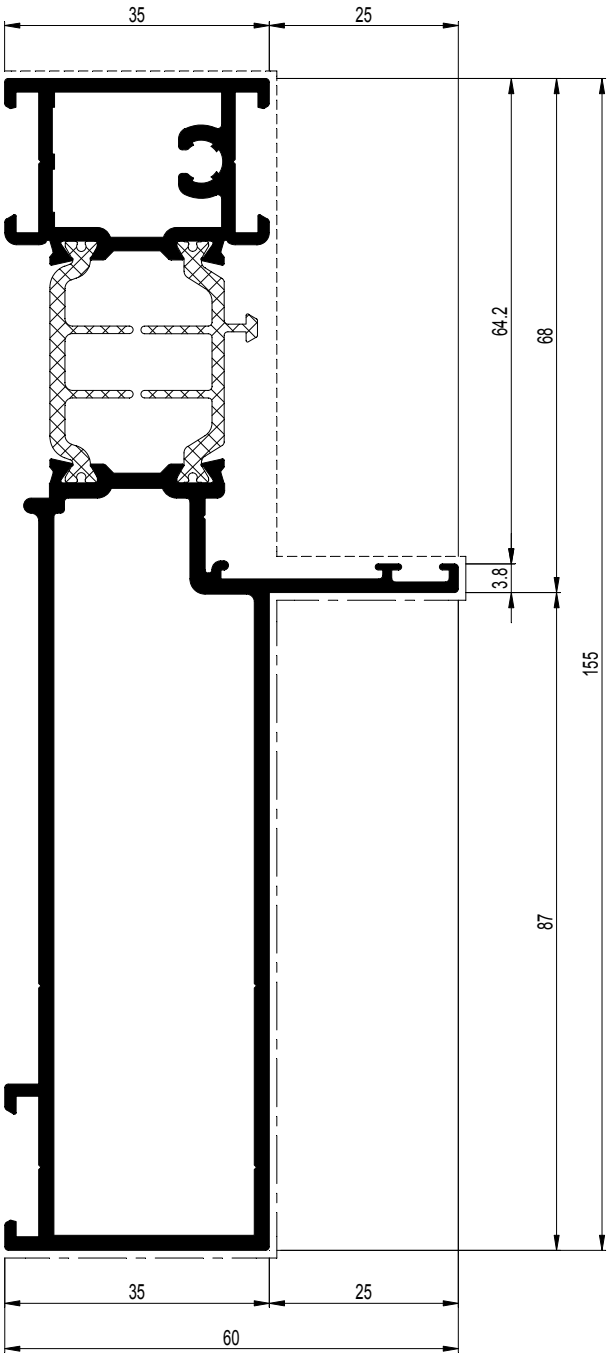

008.3848.XX	
068.7633.00	---
060.8723.-- or 060.8746.00	---

Profielen
Profilés
Profiles
Profile

D00780012

CS 77

BUITENKADER RAAM NAAR BUITENDRAAIEND
DORMANT FENETRE OUVRANT VERS L'EXT.
OUTER FRAME WINDOW OUTWARD OPENING
BLENDRAHMEN FENSTER NACH AUSSEN OEFFNEND

REYNAERS aluminium

	A dm²/m	P dm²/m	Lm	Ix cm⁴	Wx cm³	ax mm	Iy cm⁴	Wy cm³	ay mm
008.3436.XX	28.63	8.2	7.00	13.844	3.437	40.28	4.625	1.345	16.61
008.3483.XX	31.25	10.5	7.00	23.167	6.030	38.42	10.419	2.535	22.89

X Y 0

008.3436.XX

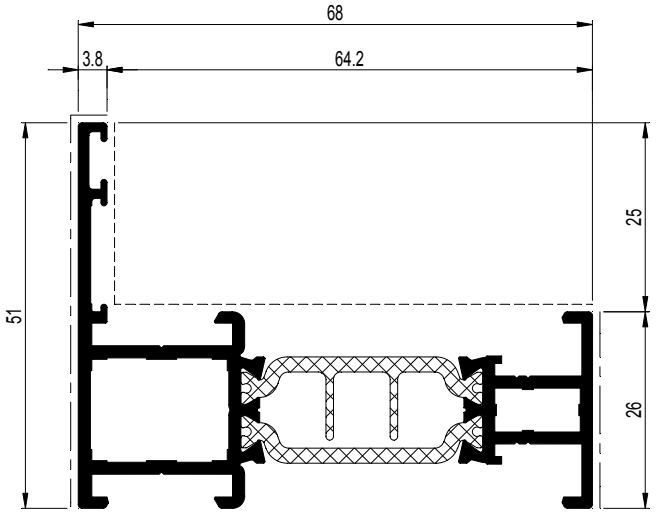

008.3436.XX	
068.7850.00 068.7851.00	095.30PN.00 of-ou-or-oder 095.B500.00
068.8840.00	097.O800.00 097.O900.00 097.P000.00 of-ou-or-oder 097.F800.00 of-ou-or-oder 097.0411.00
068.7850.00 068.7851.00 050.5153.-- (2x) 068.5938.-- (2x)	097.O800.00 097.O900.00 097.P000.00 of-ou-or-oder 097.F800.00 of-ou-or-oder 097.0411.00
068.7850.00 068.7851.00 068.5920.-- (2x) 068.5938.-- (2x)	097.O800.00 097.O900.00 097.P000.00 of-ou-or-oder 097.F800.00 of-ou-or-oder 097.0411.00
068.8730.00+(*) or 068.8740.00+(*) (*) 050.5153.--	097.O800.00 097.O900.00 097.P000.00 of-ou-or-oder 097.0489.00
068.8735.00 050.5153.--	097.O800.00 097.O900.00 097.P000.00 of-ou-or-oder 097.0489.00
068.8730.00+(*) or 068.8740.00+(*) (*) 068.5920.--	097.P800.00 097.O900.00 097.P000.00 of-ou-or-oder 097.0489.00
068.8735.00 068.5920.--	097.P800.00 097.O900.00 097.P000.00 of-ou-or-oder 097.0489.00
068.8779.00	097.0009.00
068.8905.00	097.0008.00
060.8724.00	---

008.3483.XX

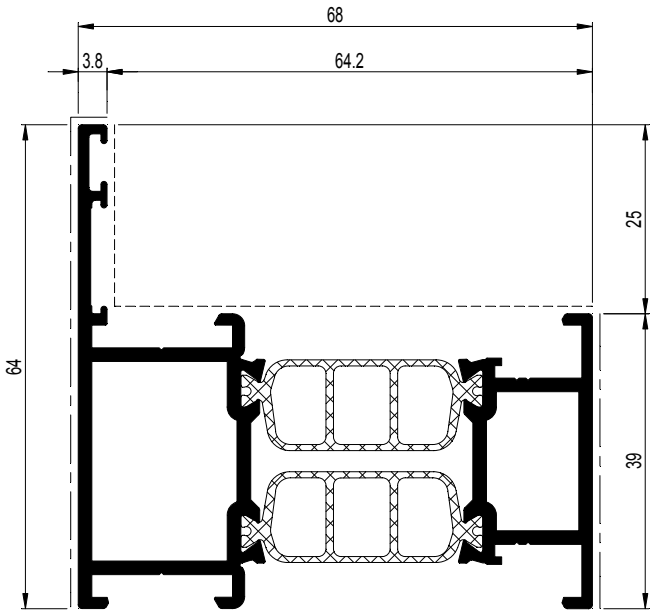

008.3483.XX	
068.7952.00 068.7853.00	095.30PN.00 of-ou-or-oder 095.B500.00
068.8841.00	097.O800.00 097.P100.00 097.P200.00 of-ou-or-oder 097.0411.00
068.7952.00 068.7853.00 050.5153.-- (2x) 068.5938.-- (2x)	097.O800.00 097.P100.00 097.P200.00 of-ou-or-oder 097.0411.00
068.7952.00 068.7853.00 068.5920.-- (2x) 068.5938.-- (2x)	097.O800.00 097.P100.00 097.P200.00 of-ou-or-oder 097.0411.00
068.8731.00+(*) or 068.8741.00+(*) (*) 050.5153.-- (2x)	097.P800.00 097.P100.00 097.P200.00 of-ou-or-oder 097.0489.00
068.8736.00 050.5153.-- (2x)	097.P800.00 097.P100.00 097.P200.00 of-ou-or-oder 097.0489.00
068.8731.00+(*) or 068.8741.00+(*) (*) 068.5920.-- (2x)	097.P800.00 097.P100.00 097.P200.00 of-ou-or-oder 097.0489.00
068.8736.00 068.5920.-- (2x)	097.P800.00 097.P100.00 097.P200.00 of-ou-or-oder 097.0489.00
068.8779.00 068.8906.04	097.0009.00
068.8905.00 068.8906.04 (2x)	097.0008.00
060.8724.00	---

D0005742

Profielen
Profilés
Profiles
Profile

CS 77

BUITENKADER RAAM NAAR BUITENDRAAIEND
DORMANT FENETRE OUVRANT VERS L'EXT.
OUTER FRAME WINDOW OUTWARD OPENING
BLENDRAHMEN FENSTER NACH AUSSEN OEFFNEND

REYNAERS aluminium

	A dm²/m	P dm²/m	Lm	Ix cm⁴	Wx cm³	ax mm	Iy cm⁴	Wy cm³	ay mm
008.3425.XX	33.88	13.1	7.00	28.115	7.520	37.39	20.090	4.220	29.39
008.3440.XX	36.45	15.7	7.00	32.995	9.003	36.65	34.465	6.368	35.88

008.3425.XX

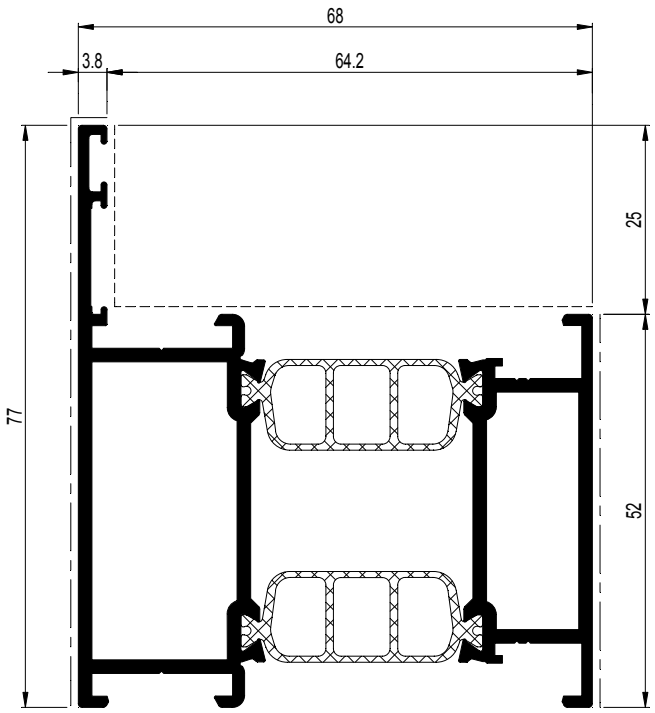

008.3425.XX	
068.7854.00 068.7855.00	095.30PN.00 of-ou-or-oder 095.B500.00
068.8842.00	097.O800.00 097.P100.00 097.P200.00 of-ou-or-oder 097.0411.00
068.7854.00 068.7855.00 050.5153.-- (2x) 068.5938.-- (2x)	097.O800.00 097.P100.00 097.P200.00 of-ou-or-oder 097.0411.00
068.7854.00 068.7855.00 068.5920.-- (2x) 068.5938.-- (2x)	097.O800.00 097.P100.00 097.P200.00 of-ou-or-oder 097.0411.00
068.8732.00+(*) or 068.8742.00+(*) (*) 050.5153.-- (2x)	097.P800.00 097.P100.00 097.P200.00 of-ou-or-oder 097.0489.00
068.8737.00 050.5153.-- (2x)	097.P800.00 097.P100.00 097.P200.00 of-ou-or-oder 097.0489.00
068.8732.00+(*) or 068.8742.00+(*) (*) 068.5920.-- (2x)	097.P800.00 097.P100.00 097.P200.00 of-ou-or-oder 097.0489.00
068.8737.00 068.5920.-- (2x)	097.P800.00 097.P100.00 097.P200.00 of-ou-or-oder 097.0489.00
068.8779.00 068.8906.04 (2x)	097.0009.00
068.8905.00 068.8906.04 (4x)	097.0008.00
060.8724.00	---

008.3440.XX

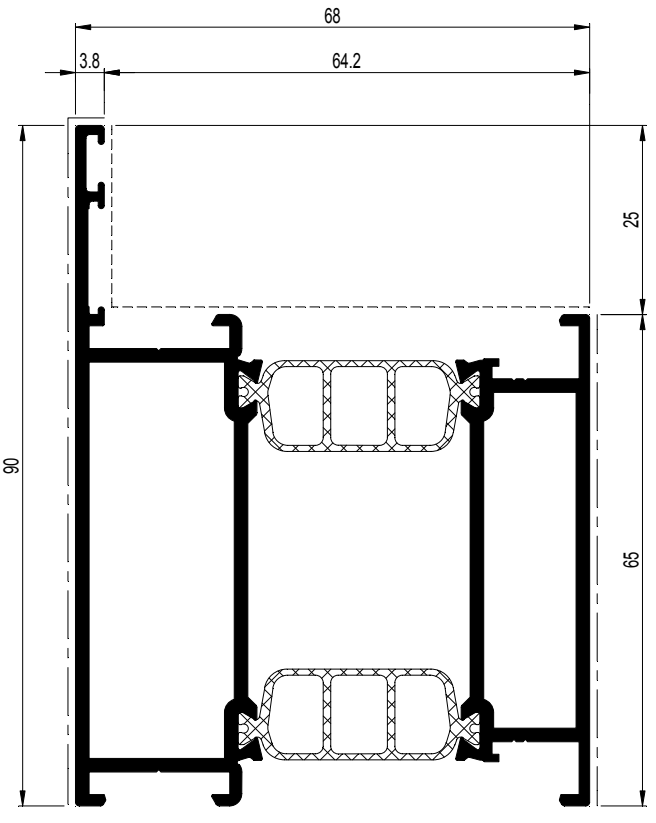

008.3440.XX	
068.7856.00 068.7857.00	095.30PN.00 of-ou-or-oder 095.B500.00
068.8843.00	097.O800.00 097.P100.00 097.P200.00 of-ou-or-oder 097.0411.00
068.7856.00 068.7857.00 050.5153.-- (2x) 068.5938.-- (2x)	097.O800.00 097.P100.00 097.P200.00 of-ou-or-oder 097.0411.00
068.7856.00 068.7857.00 068.5920.-- (2x) 068.5938.-- (2x)	097.O800.00 097.P100.00 097.P200.00 of-ou-or-oder 097.0411.00
068.8733.00+(*) or 068.8743.00+(*) (*) 050.5153.-- (2x)	097.P800.00 097.P100.00 097.P200.00 of-ou-or-oder 097.0489.00
068.8738.00 050.5153.-- (2x)	097.P800.00 097.P100.00 097.P200.00 of-ou-or-oder 097.0489.00
068.8733.00+(*) or 068.8743.00+(*) (*) 068.5920.-- (2x)	097.P800.00 097.P100.00 097.P200.00 of-ou-or-oder 097.0489.00
068.8738.00 068.5920.-- (2x)	097.P800.00 097.P100.00 097.P200.00 of-ou-or-oder 097.0489.00
060.8724.00	---

D0005743

Profielen
Profilés
Profiles
Profile

CS 77

WISSELPROFIEL BUITENBEGLAZING
PROFILE INVERSION PARCLOSE
CHANGEOVER PROFILE OUTSIDE GLAZING
WECHSELPROFIL AUSSENVERGLASUNG

REYNAERS aluminium

	A dm²/m	P dm²/m	Lm	Ix cm⁴	Wx cm³	ax mm	Iy cm⁴	Wy cm³	ay mm
008.3001.XX	24.02	5.4	7.00	14.360	3.838	37.42	4.429	1.344	17.04
008.3101.XX	26.95	7.0	7.00	20.076	5.240	38.31	8.403	2.160	20.09

008.3001.XX

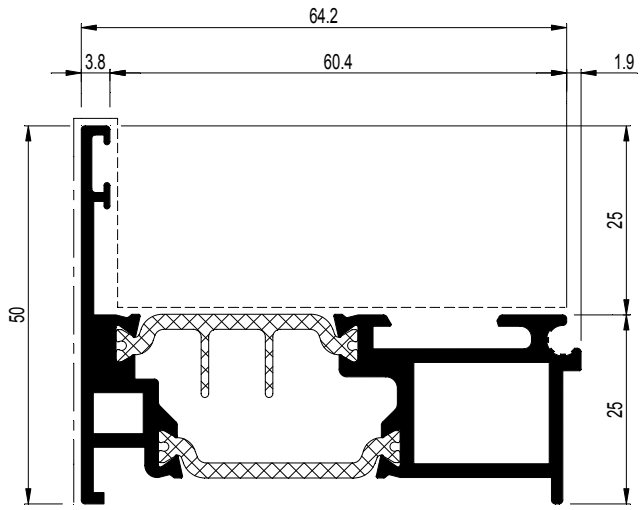

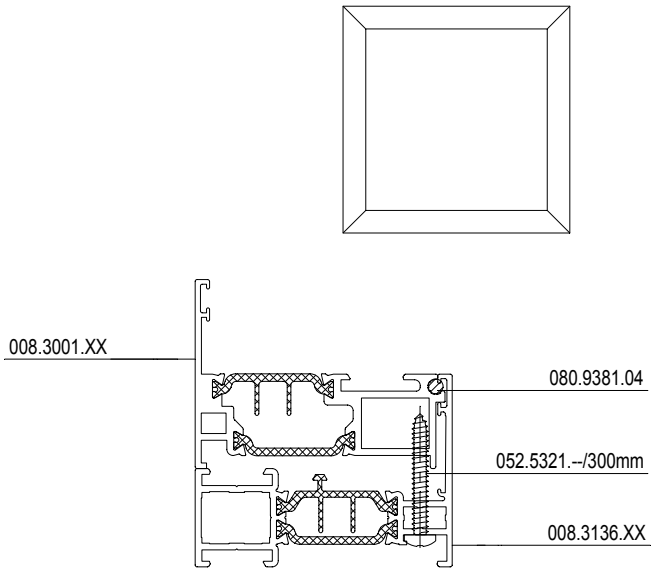

008.3101.XX

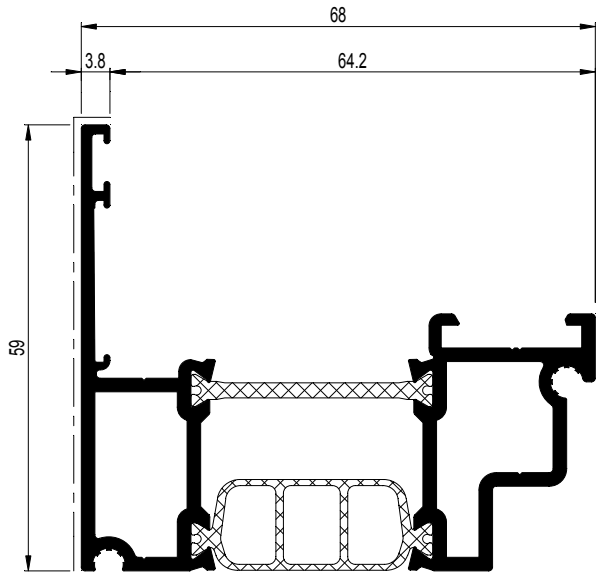

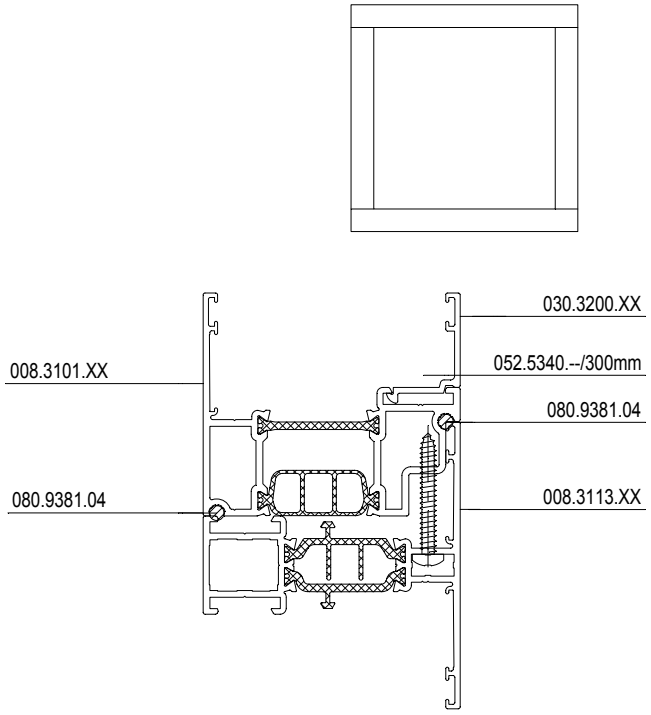

008.3001.XX	
068.7850.00 068.7859.00	095.30PN.00 of-ou-or-oder 095.B500.00
068.8872.00	097.0458.00
068.7850.00 068.7859.00 050.5153.-- (2x) 068.5938.-- (2x)	097.0458.00
068.7850.00 068.7859.00 068.5920.-- (2x) 068.5938.-- (2x)	097.0458.00

D0005744

CS 77

OMKEERPROFIEL
PROFILE INVERSION
CHANGEOVER PROFILE
WECHSELPROFIL

	A dm²/m	P dm²/m	Lm	Ix cm⁴	Wx cm³	ax mm	Iy cm⁴	Wy cm³	ay mm	
008.3401.XX	29.54	8.3	7.00	16.938	4.267	39.70	9.613	2.400	23.95	X Y Y X 0

008.3401.XX

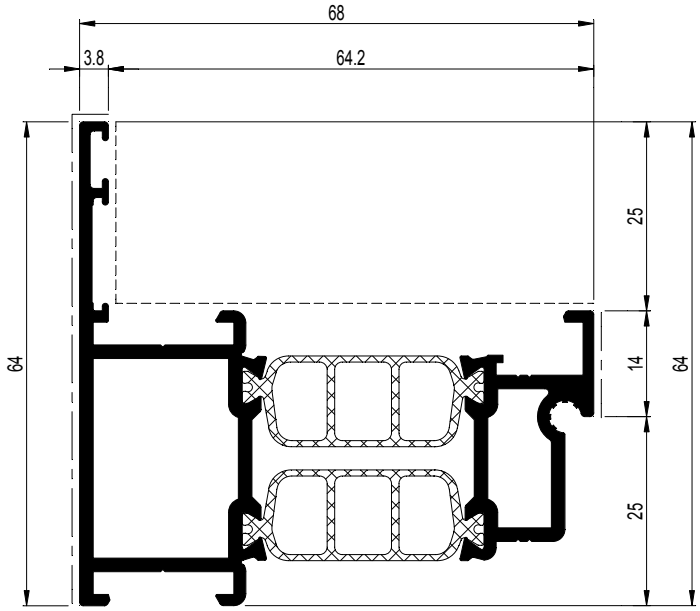

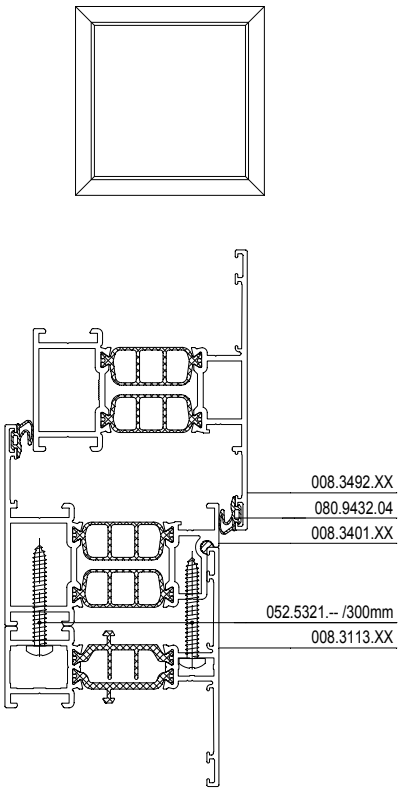

008.3401.XX	
068.7952.00	095.30PN.00 of-ou-or-oder 095.B500.00
068.8826.00	097.O800.00 of-ou-or-oder 097.0411.00
068.7952.00 050.5153.-- (2x)	097.O800.00 of-ou-or-oder 097.0411.00
068.7952.00 068.5920.-- (2x)	097.O800.00 of-ou-or-oder 097.0411.00
060.8724.00	---

D0078039

CS 77

BUITENKADER GEVEL RAAM NAAR BINNENDRAAIEND
DORMANT MUR-RIDEAU FENETRE OUVRANT VERS L'INTERIEUR
OUTER FRAME CURTAIN WALL WINDOW INWARD OPENING
BLENDRAHMEN FASSADE FENSTER NACH INNEN OEFFNEND

	A dm²/m	P dm²/m	Lm	Ix cm⁴	Wx cm³	ax mm	Iy cm⁴	Wy cm³	ay mm
008.0836.XX	22.35	2.3	7.00	8.499	2.188	29.16	2.049	1.270	16.14
008.3826.XX	31.98	8.2	7.00	19.025	4.904	29.21	11.807	2.837	27.96

008.3826.XX

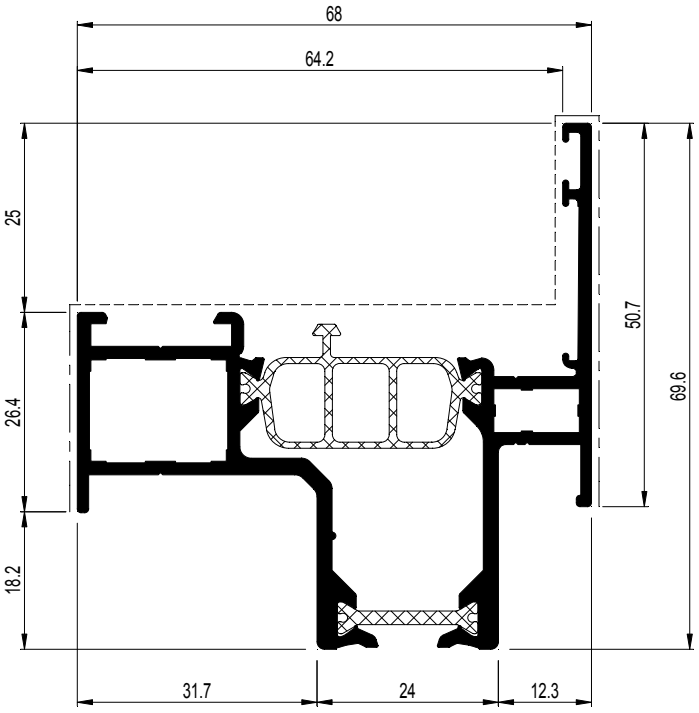

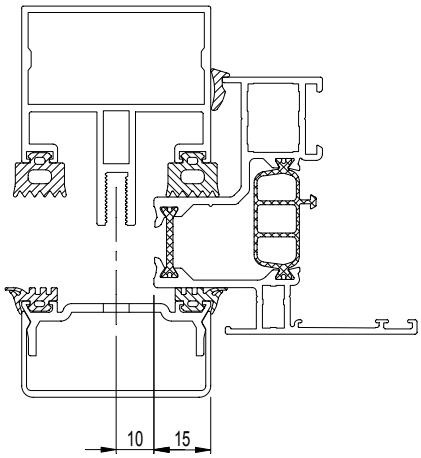

008.0836.XX

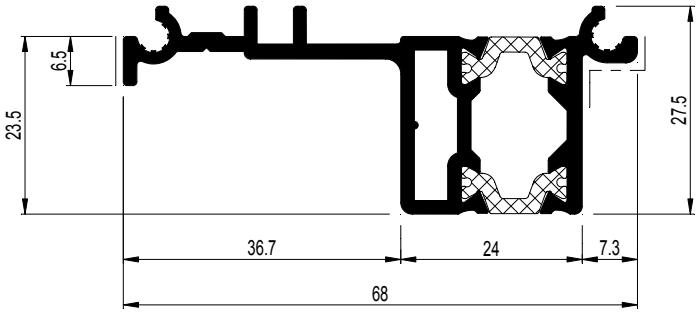

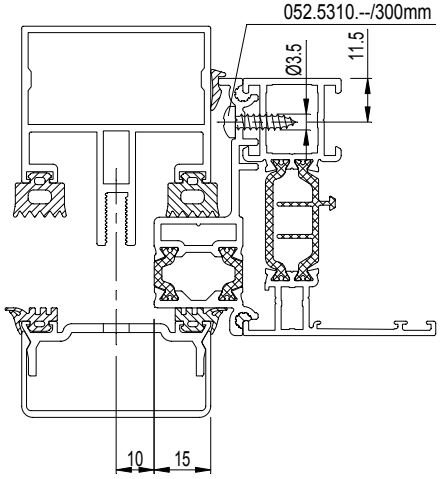

008.3826.XX	
068.7850.00 068.7851.00	095.30PN.00 of-ou-or-oder 095.B500.00
068.8840.00	---
068.7850.00 068.7851.00 050.5153.-- (2x) 068.5938.-- (2x)	---
068.7850.00 068.7851.00 068.5920.-- (2x) 068.5938.-- (2x)	---
068.8730.00+(*) or 068.8740.00+(*) (*) 050.5153.--	---
068.8730.00+(*) or 068.8740.00+(*) (*) 068.5920.00	---
060.8723.-- or 060.8746.00	---

D0005745

CS 77

BUITENKADER GEVEL RAAM NAAR BINNENDRAAIEND
DORMANT MUR-RIDEAU FENETRE OUVRANT VERS L'INTERIEUR
OUTER FRAME CURTAIN WALL WINDOW INWARD OPENING
BLENDRAHMEN FASSADE FENSTER NACH INNEN OEFFNEND

	A dm²/m	P dm²/m	Lm	Ix cm⁴	Wx cm³	ax mm	Iy cm⁴	Wy cm³	ay mm	
008.3827.XX	31.11	8.1	7.00	19.223	4.994	29.51	11.200	2.734	28.61	

008.3827.XX

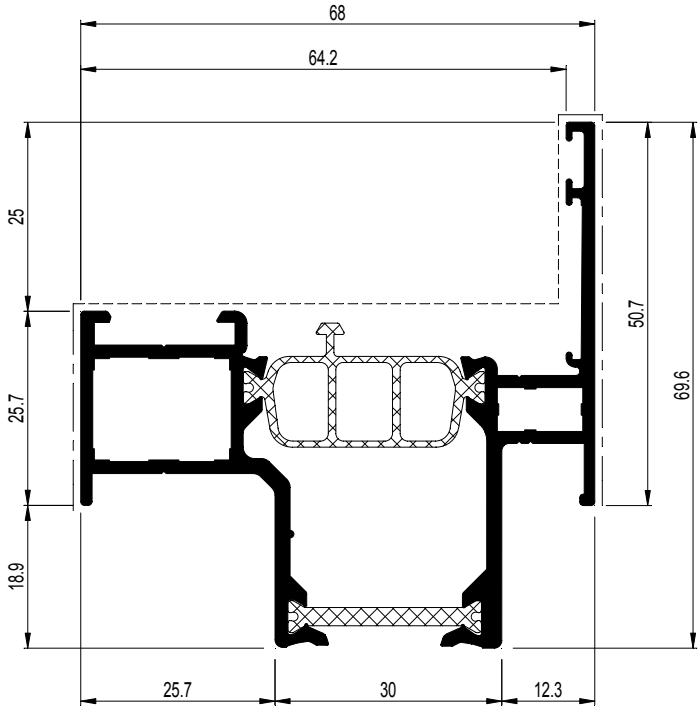

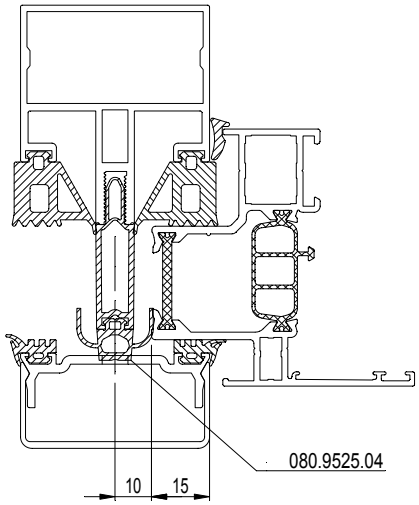

	008.3827.XX	
	068.7850.00 068.7851.00	095.30PN.00 of-ou-or-oder 095.B500.00
	068.8840.00	---
	068.7850.00 068.7851.00 050.5153.-- (2x) 068.5938.-- (2x)	---
	068.7850.00 068.7851.00 068.5920.-- (2x) 068.5938.-- (2x)	---
	068.8730.00+(*) or 068.8740.00+(*) (*) 050.5153.--	---
	068.8730.00+(*) or 068.8740.00+(*) (*) 068.5920.00	---
	060.8723.-- or 060.8746.00	---

D0005746

Profielen
Profilés
Profiles
Profile

CS 77

BUITENKADER GEVEL RAAM NAAR BUITENDRAAIEND
DORMANT FACADE FENETRE OUVRANT VERS L'EXTERIEUR
OUTER FRAME CURTAIN WALL WINDOW OUTWARD OPENING
BLENDRAHMEN FASSADE FENSTER NACH AUSSEN OEFFNEND

	A dm²/m	P dm²/m	Lm	Ix cm⁴	Wx cm³	ax mm	Iy cm⁴	Wy cm³	ay mm
008.3426.XX	32.64	8.2	7.00	19.614	5.492	35.71	11.798	2.839	27.95

008.3426.XX

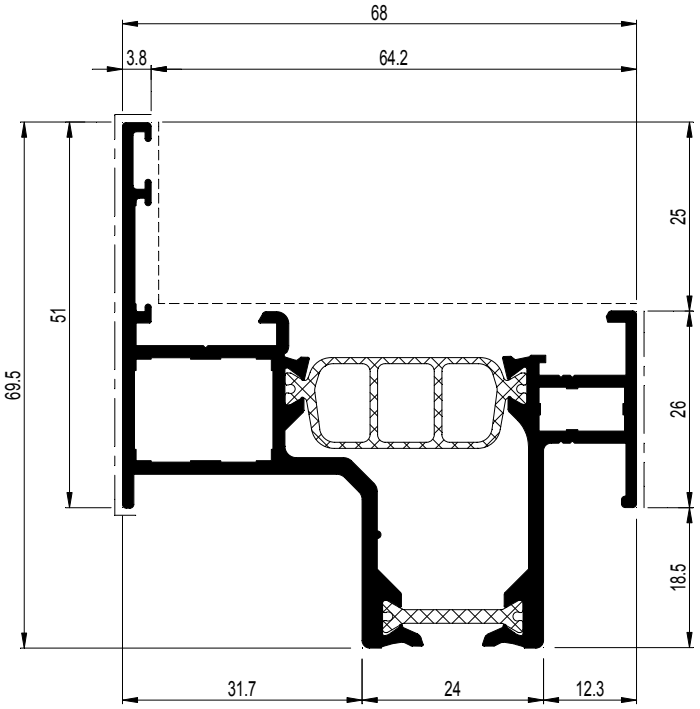

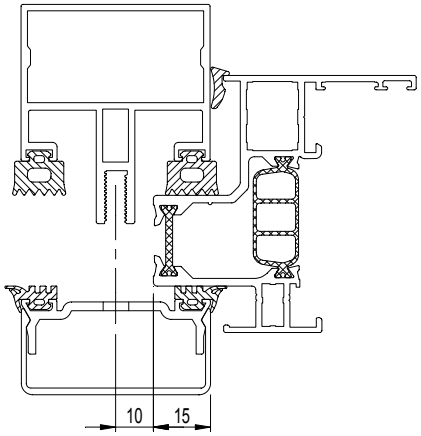

	008.3426.XX	
	068.7850.00 068.7851.00	095.30PN.00 of-ou-or-oder 095.B500.00
	068.8840.00	---
	068.7850.00 068.7851.00 050.5153.-- (2x) 068.5938.-- (2x)	---
	068.7850.00 068.7851.00 068.5920.-- (2x) 068.5938.-- (2x)	---
	060.8724.00	---

D0005747

Profielen
Profilés
Profiles
Profile

CS 77

BUITENKADER TUIMELRAAM
DORMANT FENETRE PIVOTANTE
OUTER FRAME PIVOT WINDOW
BLENDRAHMEN SCHWINGFLUEGEL

	A dm²/m	P dm²/m	Lm	Ix cm⁴	Wx cm³	ax mm	Iy cm⁴	Wy cm³	ay mm	
008.3122.XX	30.25	9.2	7.00	20.851	4.678	44.58	12.169	3.294	28.06	

008.3122.XX

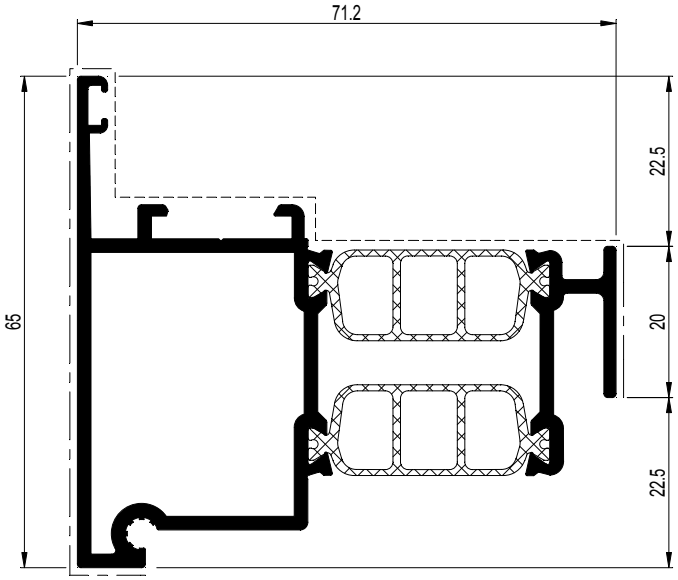

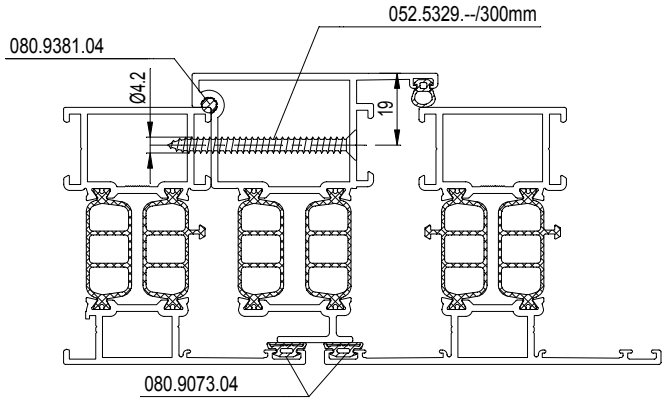

D0005748

CS 77

VLEUGEL RAAM NAAR BINNENDRAAIEND
OUVRANT FENETRE OUVRANT VERS L'INTERIEUR
VENT WINDOW INWARD OPENING
FLUEGEL FENSTER NACH INNEN OEFFNEND

	A dm²/m	P dm²/m	Lm	Ix cm⁴	Wx cm³	ax mm	Iy cm⁴	Wy cm³	ay mm
008.3102.XX	32.58	10.4	7.00/5.00	19.808	4.713	42.03	6.889	1.908	31.90
008.3192.XX	35.54	13.3	7.00	33.259	8.307	40.04	14.275	3.358	38.48

X Y 0

008.3102.XX

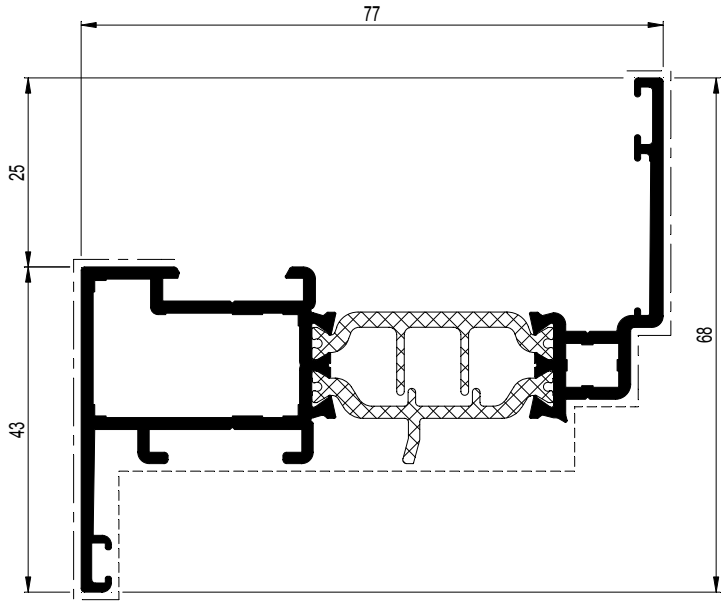

008.3192.XX

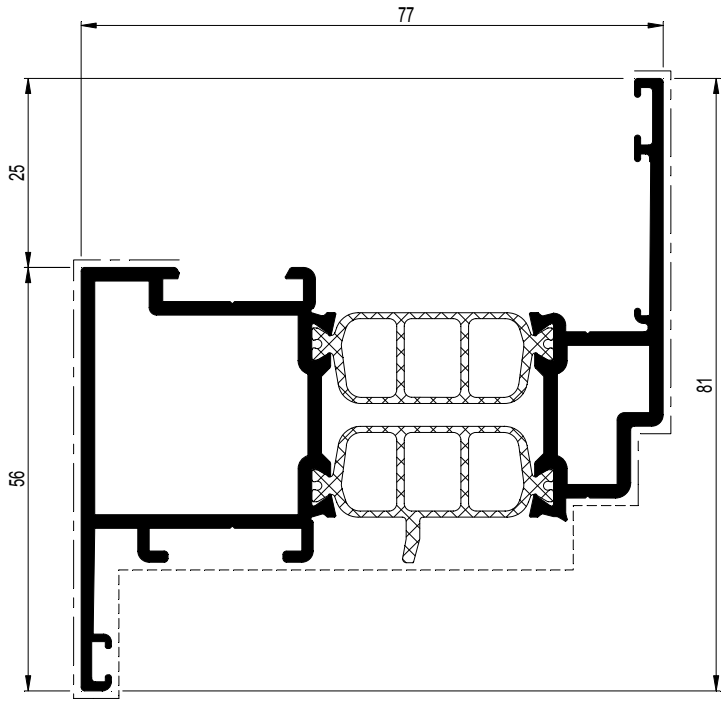

008.3192.XX	
068.7860.00	095.30PN.00
	of-ou-or-oder
068.7861.00	095.B500.00
068.8845.00	097.O800.00 097.P100.00 097.P200.00 of-ou-or-oder 097.0411.00
068.7860.00 068.7861.00 050.5153.-- (2x) 068.5938.-- (2x)	097.O800.00 097.P100.00 097.P200.00 of-ou-or-oder 097.0411.00
068.7860.00 068.7861.00 068.5920.-- (2x) 068.5938.-- (2x)	097.O800.00 097.P100.00 097.P200.00 of-ou-or-oder 097.0411.00
068.8876.00 068.8906.04 (2x) 060.8715/16.00	097.0008.00
060.8723.-- or 060.8746.00	---

008.3102.XX	
068.7958.00	095.30PN.00
	of-ou-or-oder
068.7859.00	095.B500.00
068.8844.00	097.O800.00 097.O900.00 097.P000.00 of-ou-or-oder 097.F800.00 of-ou-or-oder 097.0411.00
068.7958.00 068.7859.00 050.5153.-- (2x) 068.5938.-- (2x)	097.O800.00 097.O900.00 097.P000.00 of-ou-or-oder 097.F800.00 of-ou-or-oder 097.0411.00
068.7958.00 068.7859.00 068.5920.-- (2x) 068.5938.-- (2x)	097.O800.00 097.O900.00 097.P000.00 of-ou-or-oder 097.F800.00 of-ou-or-oder 097.0411.00
068.8876.00 060.8715/16.00	097.0008.00
060.8723.-- or 060.8746.00 060.8715/16.00	---

D0005755

CS 77

VLEUGEL RAAM (DEUR) NAAR BINNENDRAAIEND
OUVRANT FENETRE (PORTE) OUVRANT VERS L'INTERIEUR
VENT WINDOW (DOOR) INWARD OPENING
FLUEGEL FENSTER (TUER) NACH INNEN OEFFNEND

	A dm²/m	P dm²/m	Lm	Ix cm⁴	Wx cm³	ax mm	Iy cm⁴	Wy cm³	ay mm	X Y Y X 0
008.3112.XX	38.14	15.9	7.00	39.373	10.044	39.20	26.035	5.318	45.05	

008.3112.XX

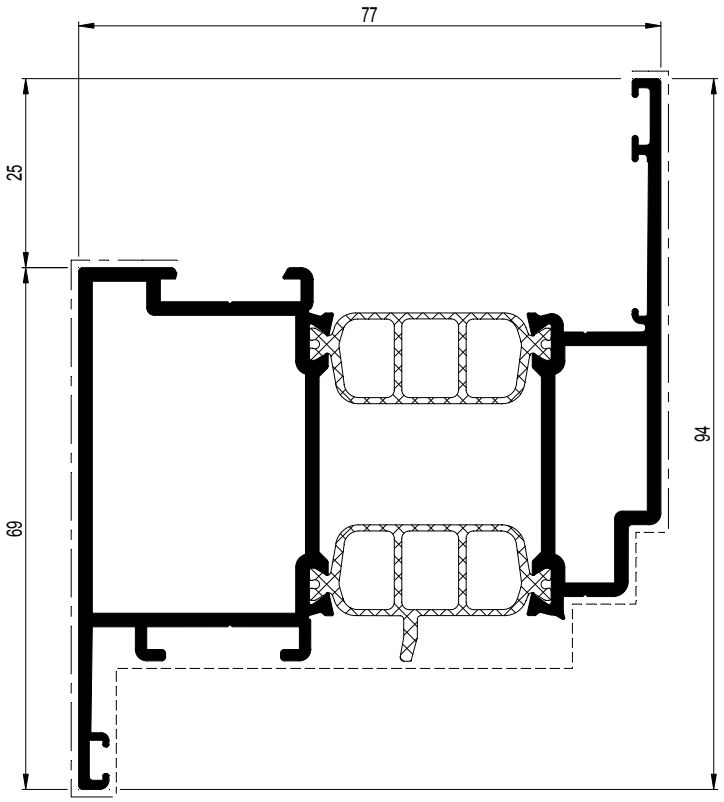

008.3112.XX	
068.7746.00	095.30PN.00 of-ou-or-oder 095.B500.00
068.8846.00	097.O800.00 097.P100.00 097.P200.00 of-ou-or-oder 097.0411.00
068.8876.00 068.8906.04 (4x) 060.8715/16.00	097.0008.00
060.8723.-- or 060.8746.00 060.8715/16.00	---

D0005756

CS 77

VLEUGEL RAAM (DEUR) NAAR BINNENDRAAIEND
OUVRANT FENETRE (PORTE) OUVRANT VERS L'INTERIEUR
VENT WINDOW (DOOR) INWARD OPENING
FLUEGEL FENSTER (TUER) NACH INNEN OEFFNEND

	A dm²/m	P dm²/m	Lm	Ix cm⁴	Wx cm³	ax mm	Iy cm⁴	Wy cm³	ay mm	
008.3121.XX	40.74	18.5	7.00	45.438	11.776	38.59	43.039	7.768	51.60	X Y Y X 0

008.3121.XX

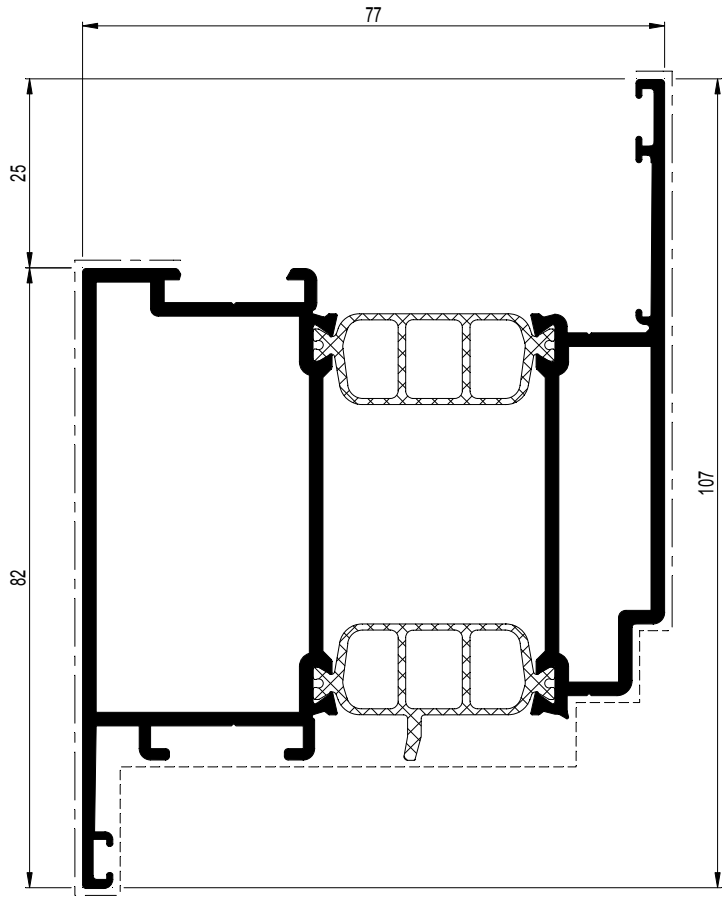

008.3121.XX	
068.7747.00	095.30PN.00 of-ou-or-oder 095.B500.00
068.8847.00	097.O800.00 097.P100.00 097.P200.00 of-ou-or-oder 097.0411.00
068.8876.00 068.8906.04 (6x) 060.8715/16.00	---
060.8723.-- or 060.8746.00	---

D0005757

Profielen
Profilés
Profiles
Profile

CS 77

VLEUGEL RAAM NAAR BUITENDRAAIEND
OUVRANT FENETRE OUVRANT VERS L'EXTERIEUR
WINDOW VENT OUTWARD OPENING
FENSTERFLUEGEL NACH AUSSEN OEFFNEND

	A dm²/m	P dm²/m	Lm	Ix cm⁴	Wx cm³	ax mm	Iy cm⁴	Wy cm³	ay mm
008.3402.XX	34.81	11.0	7.00	16.998	4.169	27.23	8.659	2.271	37.88
008.3492.XX	37.41	13.3	7.00	27.026	6.837	28.47	16.442	3.685	44.38

008.3402.XX

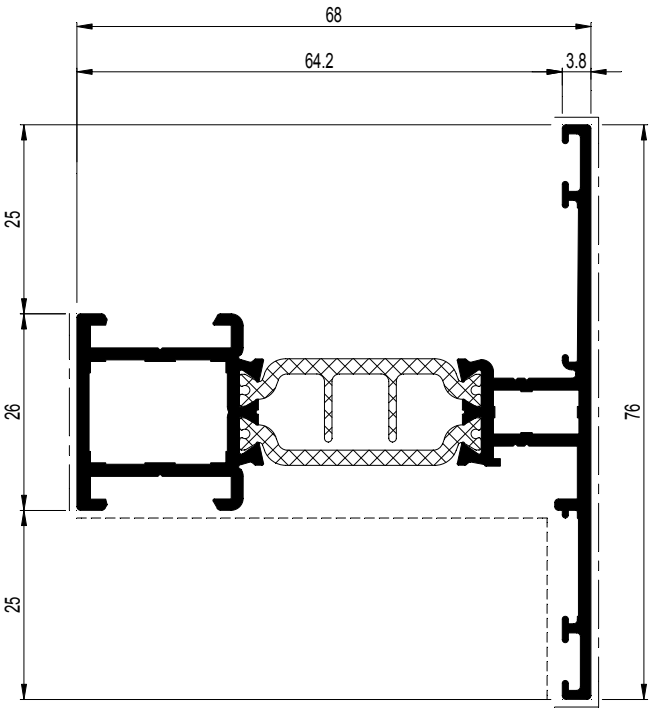

008.3492.XX

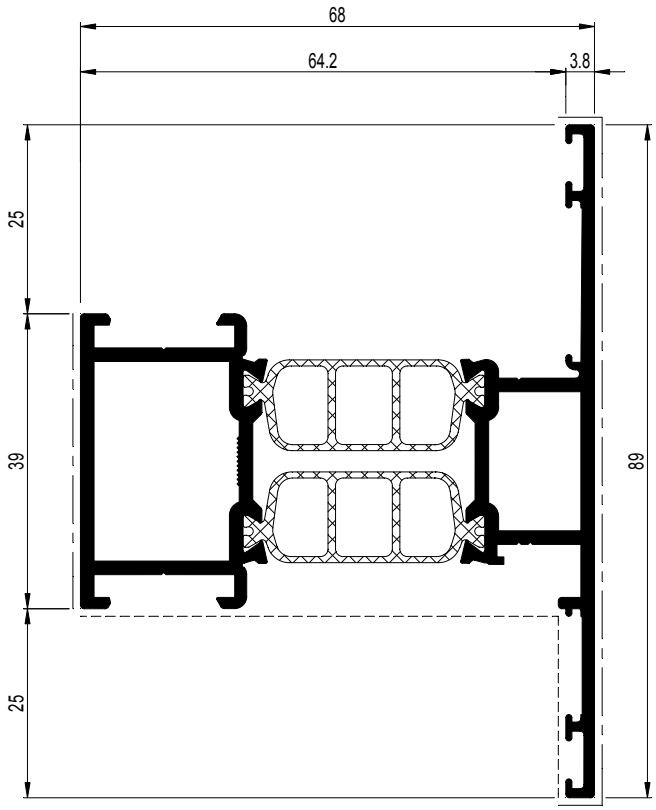

008.3402.XX	
068.7850.00 068.7851.00	095.30PN.00 of-ou-or-oder 095.B500.00
068.8840.00	097.O800.00 097.O900.00 097.P000.00 of-ou-or-oder 097.F800.00 of-ou-or-oder 097.0488.00
068.7850.00 068.7851.00 050.5153.-- (2x) 068.5938.-- (2x)	097.O800.00 097.O900.00 097.P000.00 of-ou-or-oder 097.F800.00 of-ou-or-oder 097.0488.00
068.7850.00 068.7851.00 068.5920.-- (2x) 068.5938.-- (2x)	097.O800.00 097.O900.00 097.P000.00 of-ou-or-oder 097.F800.00 of-ou-or-oder 097.0488.00
068.8905.00 060.8715/16.00	097.0008.00
060.8723 or 8746.00 060.8724.00 060.8715/16.00	---

008.3492.XX	
068.7952.00 068.7853.00	095.30PN.00 of-ou-or-oder 095.B500.00
068.8841.00	097.O800.00 097.P100.00 097.P200.00 of-ou-or-oder 097.0488.00
068.7952.00 068.7853.00 050.5153.-- (2x) 068.5938.-- (2x)	097.O800.00 097.P100.00 097.P200.00 of-ou-or-oder 097.0486.00
068.7952.00 068.7853.00 050.5920.-- (2x) 068.5938.-- (2x)	097.O800.00 097.P100.00 097.P200.00 of-ou-or-oder 097.0486.00
068.8779.00 068.8906.04	---
068.8905.00 068.8906.04 (2x)	097.0008.00
060.8723.-- or 060.8746.00 060.8724.00	---

D0005758

Profielen
Profilés
Profiles
Profile

CS 77

VLEUGEL RAAM NAAR BUITENDRAAIEND
OUVRANT FENETRE OUVRANT VERS L'EXTERIEUR
WINDOW VENT OUTWARD OPENING
FENSTERFLUEGEL NACH AUSSEN OEFFNEND

REYNAERS aluminium

	A dm²/m	P dm²/m	Lm	Ix cm⁴	Wx cm³	ax mm	Iy cm⁴	Wy cm³	ay mm
008.3412.XX	40.00	15.9	7.00	31.809	8.160	29.02	28.569	5.587	50.86
008.3421.XX	42.60	18.5	7.00	36.596	9.492	29.45	45.861	7.956	57.36

X Y 0

008.3412.XX

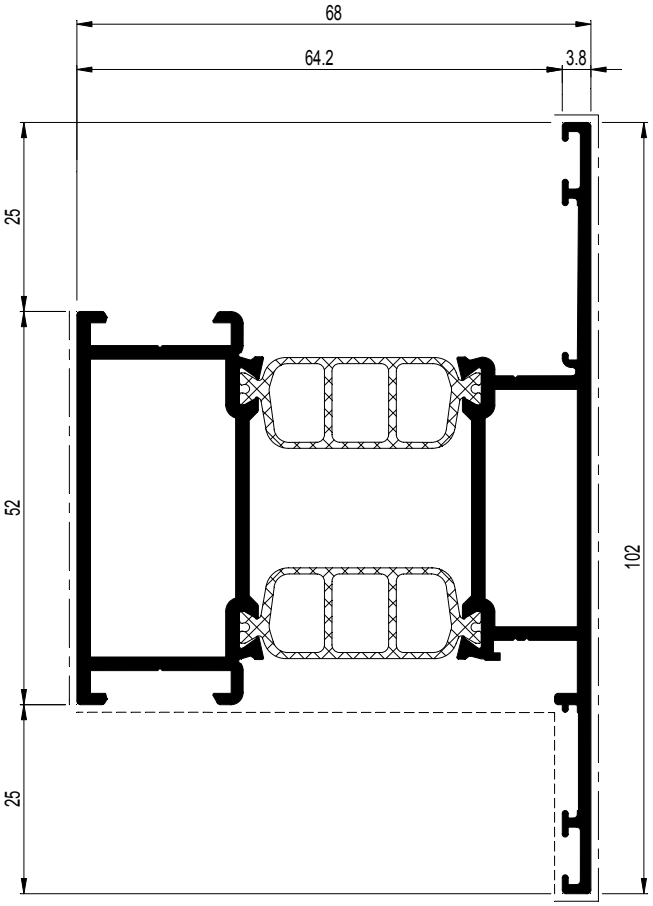

008.3421.XX

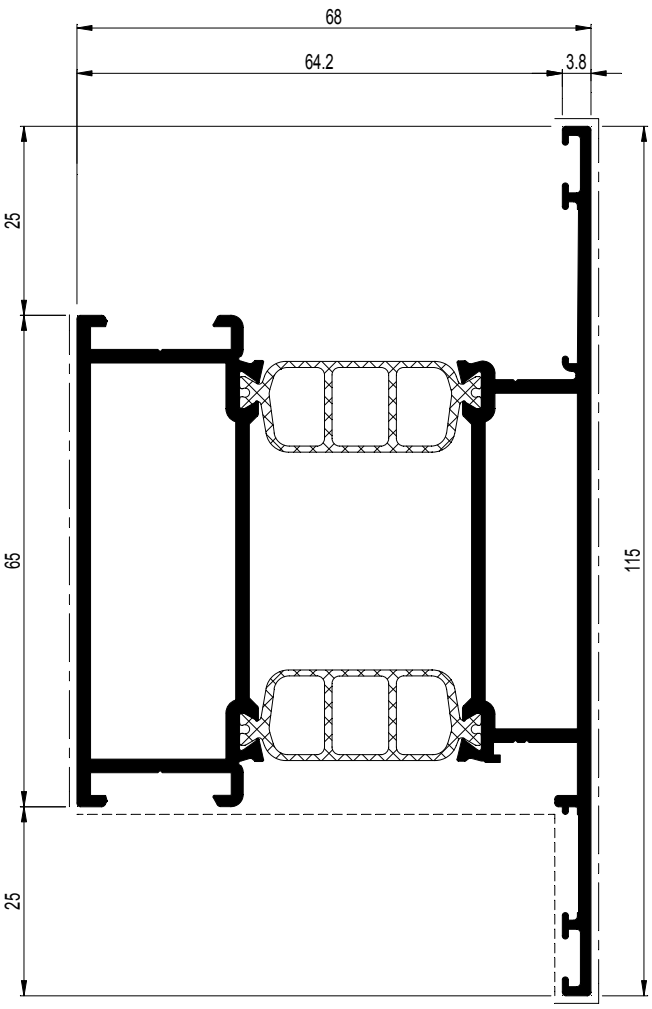

008.3412.XX	
068.7854.00 068.7855.00	095.30PN.00 of-ou-or-oder 095.B500.00
068.8842.00	097.O800.00 097.P100.00 097.P200.00 of-ou-or-oder 097.0488.00
068.7854.00 068.7855.00 050.5153.-- (2x) 068.5938.-- (2x)	097.O800.00 097.P100.00 097.P200.00 of-ou-or-oder 097.0488.00
068.7854.00 068.7855.00 068.5920.-- (2x) 068.5938.-- (2x)	097.O800.00 097.P100.00 097.P200.00 of-ou-or-oder 097.0488.00
068.8905.00 068.8906.04 (4x) 060.8715/16.00	097.0008.00
060.8723 or 8746.00 060.8724.00 060.8715/16.00	---

008.3421.XX	
068.7856.00 068.7857.00	095.30PN.00 of-ou-or-oder 095.B500.00
068.8843.00	097.O800.00 097.P100.00 097.P200.00 of-ou-or-oder 097.0488.00
068.7856.00 068.7857.00 050.5153.-- (2x) 068.5938.-- (2x)	097.O800.00 097.P100.00 097.P200.00 of-ou-or-oder 097.0488.00
068.7856.00 068.7857.00 068.5920.-- (2x) 068.5938.-- (2x)	097.O800.00 097.P100.00 097.P200.00 of-ou-or-oder 097.0488.00
068.8905.00 068.8906.04 (6x) 060.8715/16.00	097.0008.00
060.8723.-- or 060.8746.00 060.8724.00	---

D0005759

Profielen
Profilés
Profiles
Profile

CS 77

RAAMVLEUGEL NAAR BUITENDRAAIEND
OUVRANT FENETRE OUVRANT VERS L'EXTERIEUR
OUTSIDE OPENING WINDOW VENT
FLUEGEL FENSTER AUSSENOEFFNEND

	A dm²/m	P dm²/m	Lm	Ix cm⁴	Wx cm³	ax mm	Iy cm⁴	Wy cm³	ay mm	X Y Y X 0
008.1051.XX	36.62	14.2	7.00	32.119	7.063	31.53	22.689	4.846	43.19	

008.1051.XX

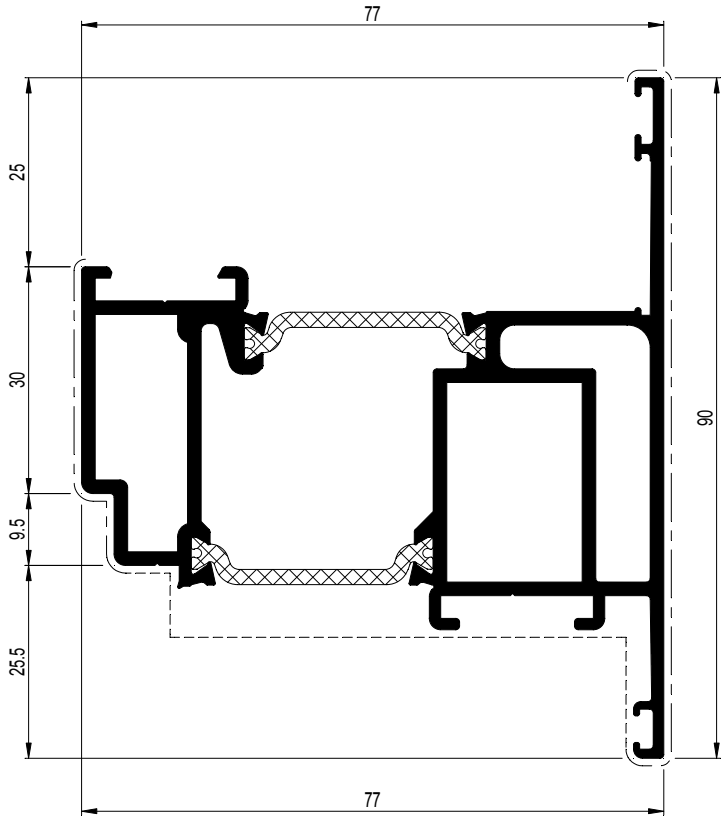

008.1051.XX	
068.7770.00	095.30PN.00 of-ou-or-oder 095.B500.00
068.8870.00	097.O800.00 097.P100.00 097.P200.00 of-ou-or-oder 097.0411.00
068.8723.-- or 060.8746.00	---

Profielen
Profilés
Profiles
Profile

D0078793

CS 77

VLEUGEL RAAM (DEUR) NAAR BUITENDRAAIEND
OUVRANT FENETRE (PORTE) OUVRANT VERS L'EXTERIEUR
WINDOW VENT (DOOR) OUTWARD OPENING
FENSTERFLUEGEL (TUER) NACH AUSSEN OEFFNEND

REYNAERS aluminium

	A dm²/m	P dm²/m	Lm	Ix cm⁴	Wx cm³	ax mm	Iy cm⁴	Wy cm³	ay mm	X Y Y X 0
008.3052.XX	39.46	16.6	7.00	47.647	10.608	-	39.630	7.472	49.96	

008.3052.XX

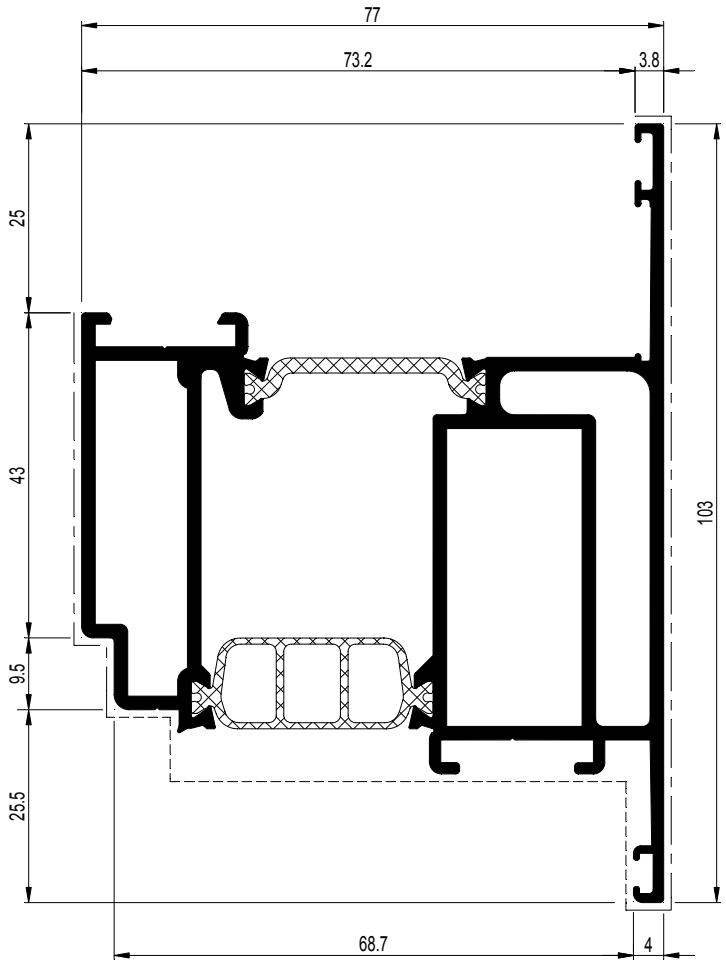

ENKEL TOEPASBAAR VOOR RAAMDEUR MET SLOT
SEULEMENT A APPLIQUER PORTE-FENETRE AVEC SERRURE
ONLY APPLICABLE FOR A WINDOW-DOOR WITH LOCK
NUR ANZUWENDEN FUR FENSTERTUER MIT SCHLOSS

008.3052.XX	
068.7771.00	095.30PN.00 of-ou-or-oder 095.B500.00
068.8871.00	097.O800.00 097.P100.00 097.P200.00 of-ou-or-oder 097.0411.00
060.8723.-- or 060.8746.00	---

D0005760

Profielen
Profilés
Profiles
Profile

CS 77

VLEUGEL VENTILATIERAAM
OUVRANT FENETRE DE VENTILATION
VENT VENTILATION WINDOW
FLUEGEL LUEFTUNGSFENSTER

	A dm²/m	P dm²/m	Lm	Ix cm⁴	Wx cm³	ax mm	Iy cm⁴	Wy cm³	ay mm
008.3190.XX	27.29	8.5	7.00	19.155	4.448	43.07	8.561	2.454	34.88
008.3191.XX	36.26	14.4	7.00	26.303	6.643	39.60	14.322	3.363	38.42

008.3190.XX

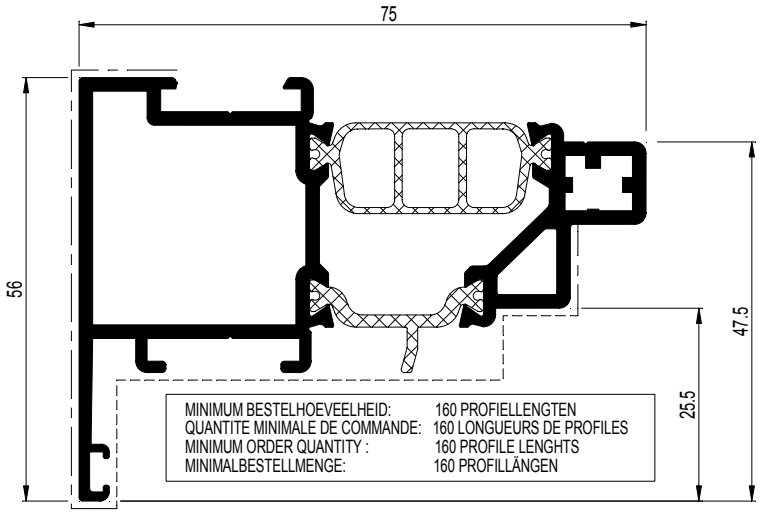

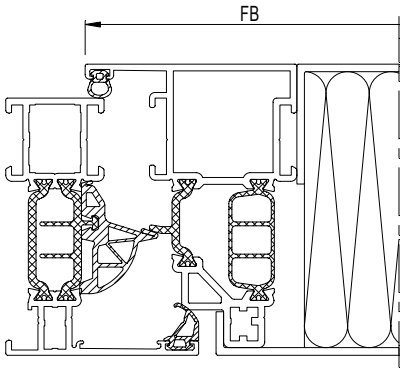

008.3191.XX

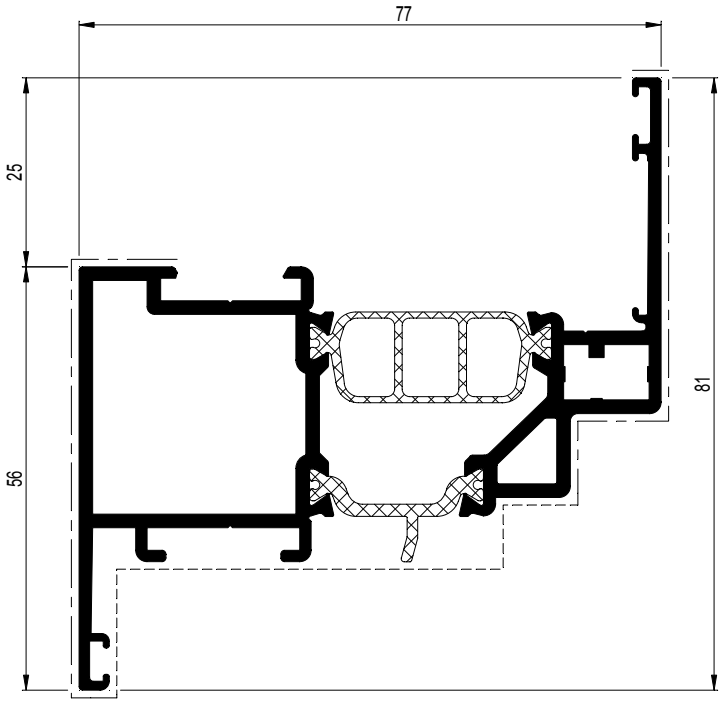

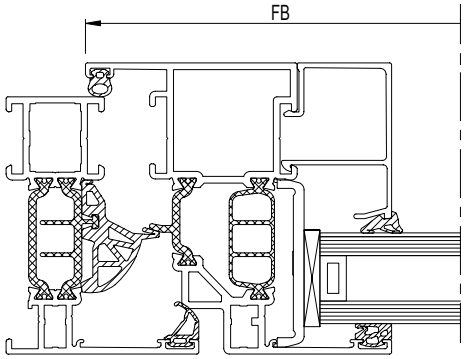

008.3190.XX	
068.7859.00 068.7860.00	095.30PN.00 of-ou-or-oder 095.B500.00
068.8836.00	---
068.7859.00 068.7860.00 050.5153.-- (2x) 068.5938.-- (2x)	---
068.7859.00 068.7860.00 068.5920.-- (2x) 068.5938.-- (2x)	---
068.8876.00 068.8906.04 (2x) 060.8715/16.00	---
060.8723.-- or 060.8746.00	---

008.3191.XX	
068.7851.00 068.7860.00	095.30PN.00 of-ou-or-oder 095.B500.00
068.8837.00	---
068.7851.00 068.7860.00 050.5153.-- (2x) 068.5938.-- (2x)	---
068.7851.00 068.7860.00 068.5920.-- (2x) 068.5938.-- (2x)	---
068.8876.00 068.8906.04 (2x) 060.8715/16.00	---
060.8723.-- or 060.8746.00	---

FB tot min. 350mm
FB jusque min. 350mm
FB up to min. 350mm
FB bis min. 350mm

D0025390

Profielen
Profilés
Profiles
Profile

CS 77

STOLPPROFIEL RAAM NAAR BINNENDRAAIEND
BATTEE CENTR. FEN. DOUBLE OUVR. OUVR. L'INT.
DOUBLE CASEMENT PROF. WINDOW INW. OPENING
STULPPROFIL FENSTER NACH INNEN OEFFNEND

	A dm²/m	P dm²/m	Lm	Ix cm⁴	Wx cm³	ax mm	Iy cm⁴	Wy cm³	ay mm	
008.3115.XX	33.87	9.5	7.00	16.653	3.573	28.20	7.305	1.982	36.85	X Y Y X 0

008.3115.XX

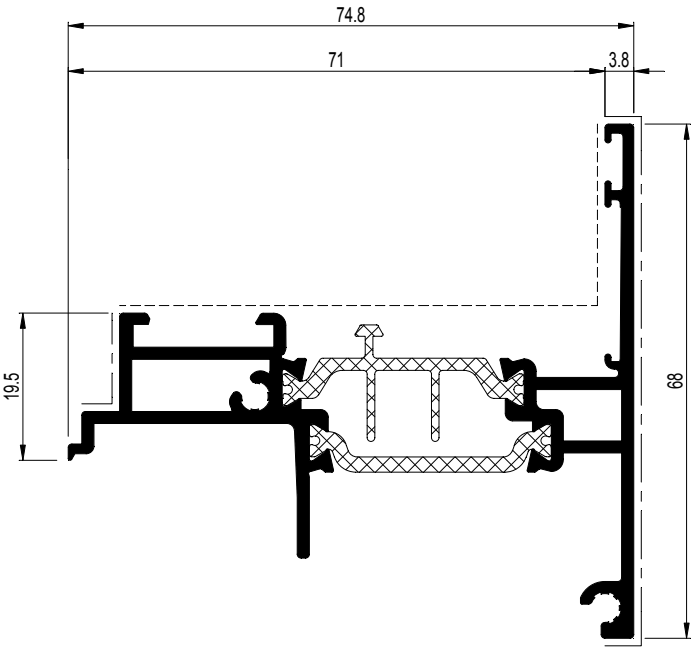

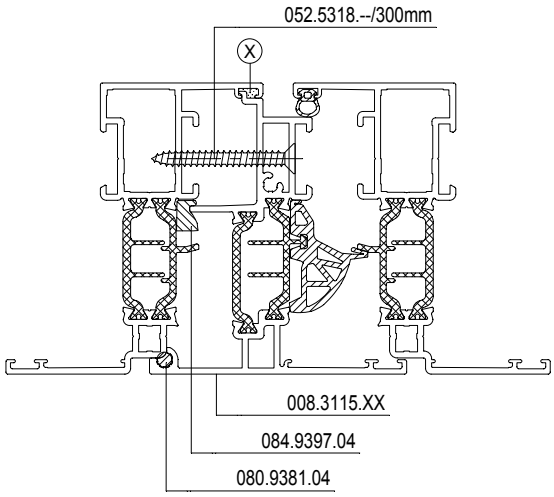

EINDSTUK BOUCHON PIECE FINALE END PART ENDKAPPE	069.6787.04

D0005764

CS 77

GEÏNTEGREERD STOLPPROFIEL RAAM NAAR BINNENDRAAIEND
BATTEE CENTR. INTÉGRÉE FEN. DOUBLE OUVR. OUVR. L'INT.
INTEGRATED DOUBLE CASEMENT PROF. WINDOW INW. OPENING
INTEGRIERT STULPPROFIL FENSTER NACH INNEN OEFFNEND

	A dm²/m	P dm²/m	Lm	Ix cm⁴	Wx cm³	ax mm	Iy cm⁴	Wy cm³	ay mm	X Y
008.3105.XX	42.41	11.4	7.00	25.830	5.799	32.46	13.272	3.075	43.16	

008.3105.XX

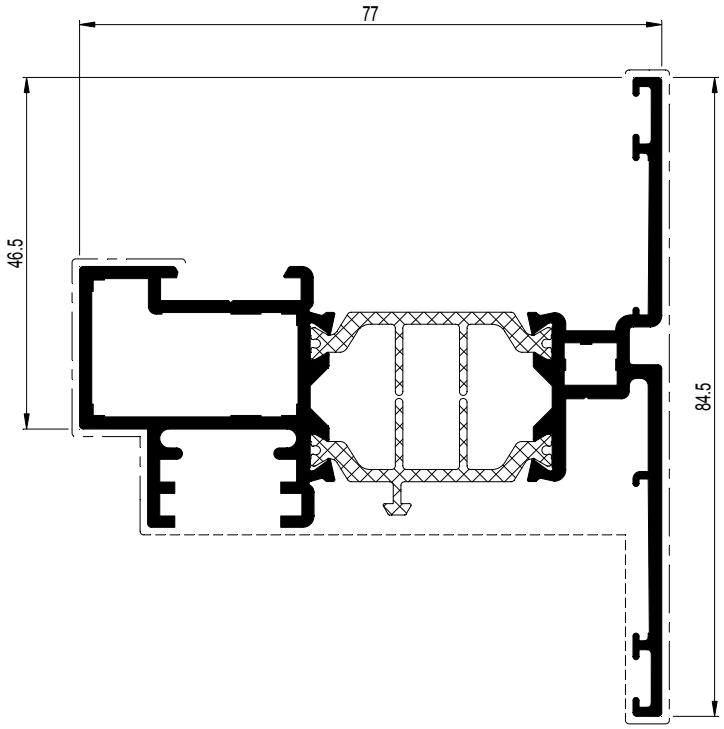

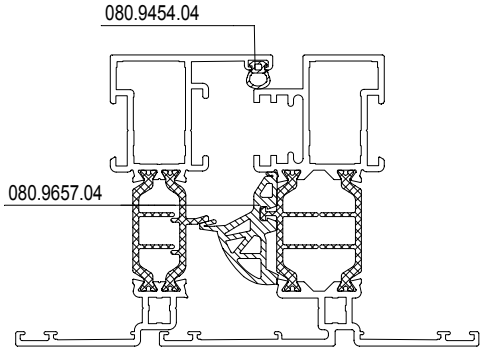

EINDSTUK BOUCHON PIECE FINALE END PART ENDKAPPE	069.6497.04

008.3105.XX	
068.7850.00 068.7851.00	095.30PN.00 of-ou-or-oder 095.B500.00
068.8844.00	---
068.7850.00 068.7851.00 050.5153.-- (2x) 068.5938.-- (2x)	---
068.7850.00 068.7851.00 068.5920.-- (2x) 068.5938.-- (2x)	---
068.8779.00	097.0009.00
068.8905.00	---

D0078021

CS 77

STOLPPROFIEL RAAM NAAR BUITENDRAAIEND
BATTEE CENTR. FENETRE DOUBLE OUVR. OUVR. L'EXT.
DOUBLE CASEMENT PROF. WINDOW OUTW. OPENING
STULPPROFIL FENSTER NACH AUSSEN OEFNNEND

	A dm²/m	P dm²/m	Lm	Ix cm⁴	Wx cm³	ax mm	Iy cm⁴	Wy cm³	ay mm	
008.3415.XX	40.22	10.4	7.00	15.949	3.113	51.24	11.288	2.686	29.97	X Y Y X 0

008.3415.XX

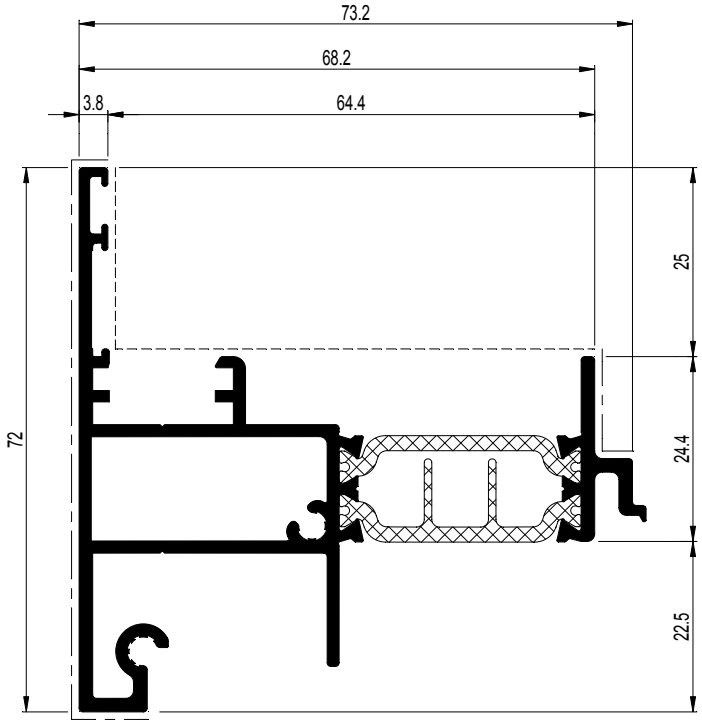

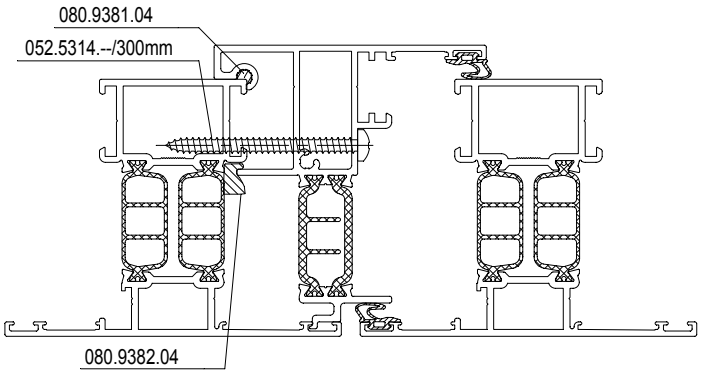

D0078041

CS 77

T-PROFIEL RAAM NAAR BINNENDRAAIEND
TRAVERSE FENETRE OUVRANT VERS L'EXTERIEUR
TRANSOM-MULLION WINDOW INWARD OPENING
SPROSSE FENSTER NACH INNEN OEFFNEND

REYNAERS aluminium

	A dm²/m	P dm²/m	Lm	Ix cm⁴	Wx cm³	ax mm	Iy cm⁴	Wy cm³	ay mm
008.3113.XX	34.24	11.0	7.00/5.00	16.916	4.166	27.40	8.602	2.264	38.00
008.3813.XX	34.27	11.0	7.00	18.526	4.709	28.66	8.668	2.281	38.00
030.0050.XX	9.09	3.8	7.00	0.043	0.097	2.56	0.535	0.357	15.00

X Y Y X 0

030.0050.XX

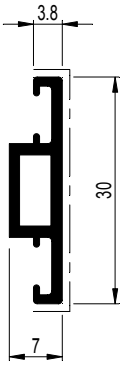

KLEMSTUK KLEINHOUTEN
CLIP PETIT BOIS
CLIP GEORGIAN BARS 069.8418.04
BEFESTIGUNGSKLOTZ ZIERSPROSSE

008.3113.XX

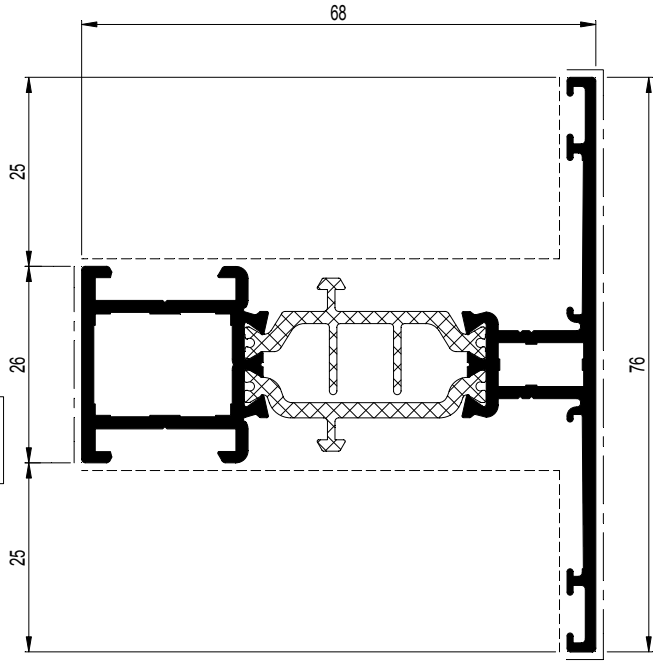

008.3113.XX	
068.7850.00 068.7851.00	095.30PN.00 of-ou-or-oder 095.B500.00
068.8840.00	097.O800.00 097.O900.00 097.P000.00 of-ou-or-oder 097.F800.00 of-ou-or-oder 097.0411.00
068.7850.00 068.7851.00 050.5153.-- (2x) 068.5938.-- (2x)	097.O800.00 097.O900.00 097.P000.00 of-ou-or-oder 097.F800.00 of-ou-or-oder 097.0411.00
068.7850.00 068.7851.00 068.5920.-- (2x) 068.5938.-- (2x)	097.O800.00 097.O900.00 097.P000.00 of-ou-or-oder 097.F800.00 of-ou-or-oder 097.0411.00
068.8730.00+(*) or 068.8740.00+(*) (*) 050.5153.--	097.P800.00 097.O900.00 097.P000.00 of-ou-or-oder 097.F800.00 of-ou-or-oder 097.0410.00
068.8735.00 050.5153.--	097.P800.00 097.O900.00 097.P000.00 of-ou-or-oder 097.F800.00 of-ou-or-oder 097.0410.00
068.8730.00+(*) or 068.8740.00+(*) (*) 068.5920.--	097.P800.00 097.O900.00 097.P000.00 of-ou-or-oder 097.F800.00 of-ou-or-oder 097.0410.00
068.8735.00 068.5920.--	097.P800.00 097.O900.00 097.P000.00 of-ou-or-oder 097.F800.00 of-ou-or-oder 097.0410.00
068.8779.00 060.8715/16.00 (2x)	097.0009.00
068.8905.00 060.8715/16.00 (2x)	097.0008.00
060.8723.-- (2x) or 060.8746.00 (2x) 060.8715/16.00 (2x)	---

008.3813.XX

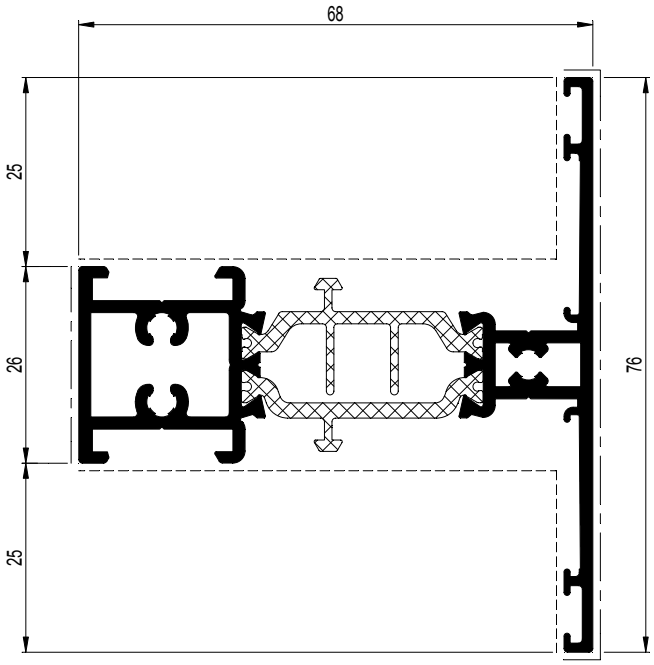

008.3813.XX	
052.5315.-- (3x)	097.0409.00
060.8723.-- (2x) or 060.8746.00 (2x)	---

D0005765

CS 77

T-PROFIEL RAAM NAAR BINNENDRAAIEND
TRAVERSE FENETRE OUVRANT VERS L'EXTERIEUR
TRANSOM-MULLION WINDOW INWARD OPENING
SPROSSE FENSTER NACH INNEN OEFFNEND

	A dm²/m	P dm²/m	Lm	Ix cm⁴	Wx cm³	ax mm	Iy cm⁴	Wy cm³	ay mm
008.3120.XX	38.23	13.6	7.00/5.00	21.513	5.464	28.63	16.299	3.663	44.50
008.3820.XX	37.06	13.6	7.00	23.537	6.082	29.30	16.726	3.759	44.50

008.3120.XX

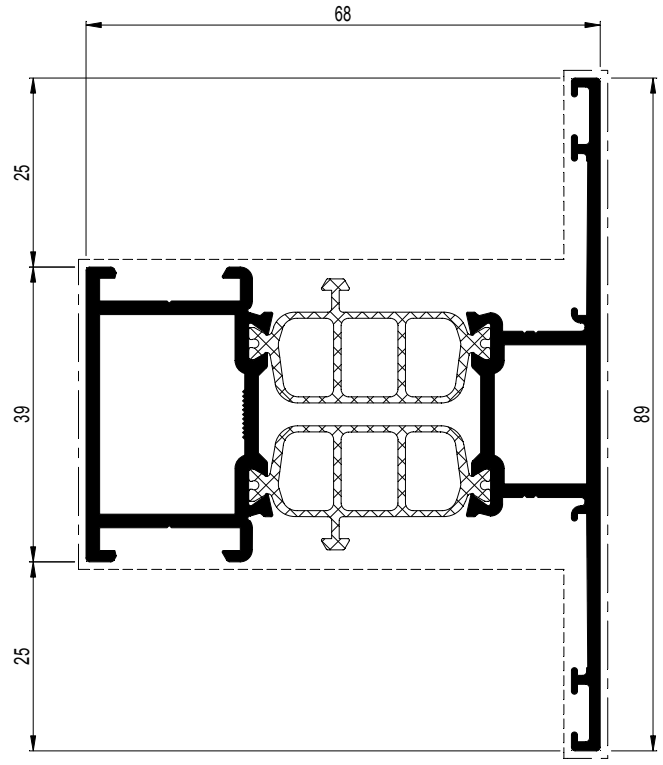

008.3120.XX	
068.7952.00 068.7853.00	095.30PN.00 of-ou-or-oder 095.B500.00
068.8841.00	097.O800.00 097.P100.00 097.P200.00 of-ou-or-oder 097.0411.00
068.7952.00 068.7853.00 050.5153.-- (2x) 068.5938.-- (2x)	097.O800.00 097.P100.00 097.P200.00 of-ou-or-oder 097.0411.00
068.7952.00 068.7853.00 068.5920.-- (2x) 068.5938.-- (2x)	097.O800.00 097.P100.00 097.P200.00 of-ou-or-oder 097.0411.00
068.8731.00+(*) or 068.8741.00+(*) (*) 050.5153.-- (2x)	097.P800.00 097.P100.00 097.P200.00 of-ou-or-oder 097.0410.00
068.8736.00 050.5153.-- (2x)	097.P800.00 097.P100.00 097.P200.00 of-ou-or-oder 097.0410.00
068.8731.00+(*) or 068.8741.00+(*) (*) 068.5920.-- (2x)	097.P800.00 097.P100.00 097.P100.00 of-ou-or-oder 097.0410.00
068.8736.00 068.5920.-- (2x)	097.P800.00 097.P100.00 097.P200.00 of-ou-or-oder 097.0410.00
068.8779.00 068.8906.04 060.8715/16.00 (2x)	097.0009.00
068.8905.00 068.8906.04 (2x) 060.8715/16.00 (2x)	097.0008.00
060.8723.-- (2x) or 060.8746.00 (2x) 060.8715/16.00 (2x)	---

008.3820.XX

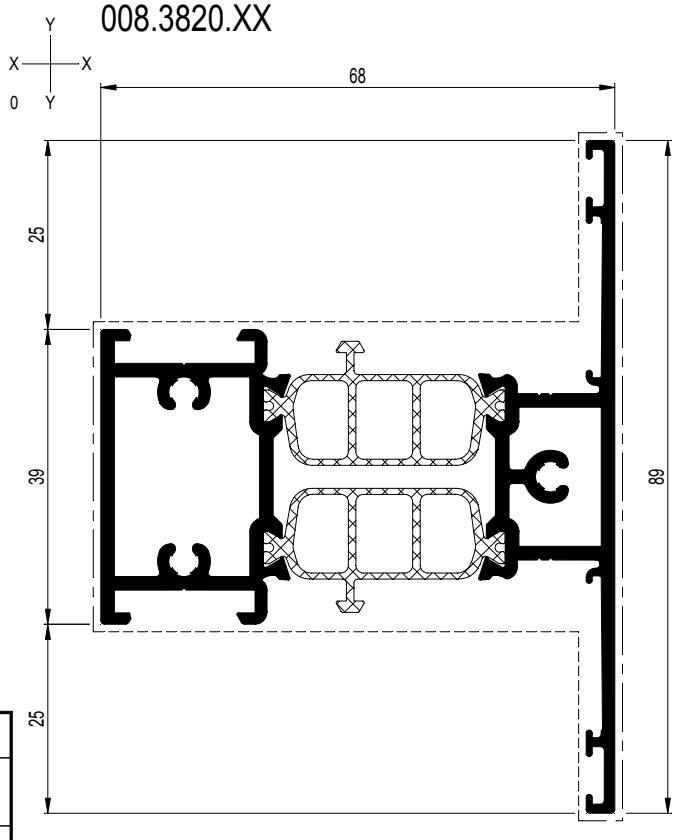

008.3820.XX	
052.5315.-- (3x)	097.0409.00
060.8723.-- (2x) or 060.8746.00 (2x)	---

D0005766

Profielen
Profilés
Profiles
Profile

CS 77

T-PROFIEL RAAM NAAR BINNENDRAAIEND
TRAVERSE FENETRE OUVRANT VERS L'EXTERIEUR
TRANSOM-MULLION WINDOW INWARD OPENING
SPROSSE FENSTER NACH INNEN OEFFNEND

	A dm²/m	P dm²/m	Lm	Ix cm⁴	Wx cm³	ax mm	Iy cm⁴	Wy cm³	ay mm
008.3114.XX	40.81	16.2	7.00/5.00	25.337	6.524	29.16	28.302	5.549	51.00
008.3814.XX	41.06	16.2	7.00	27.358	7.146	29.72	29.345	5.754	51.00

008.3114.XX

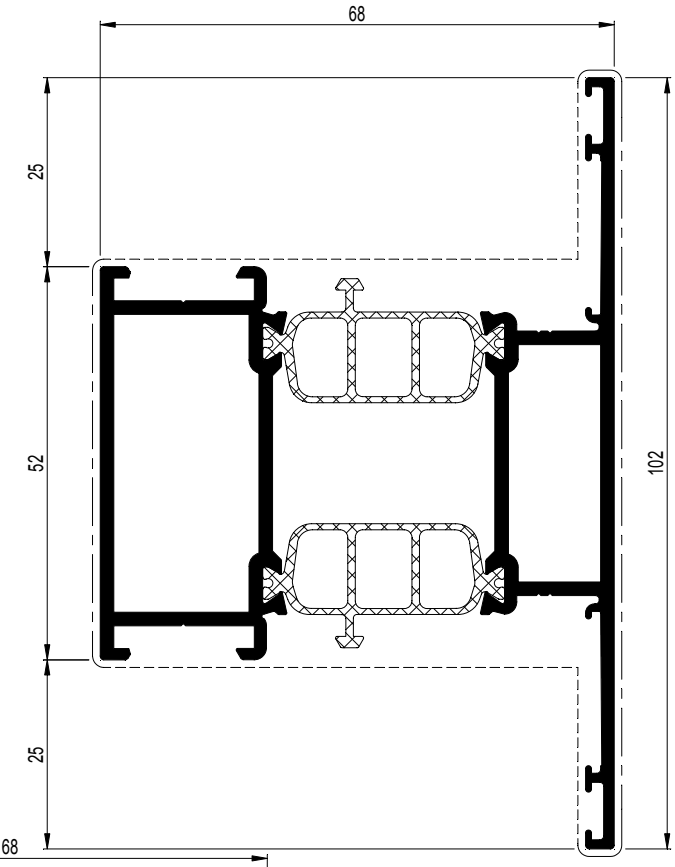

008.3814.XX

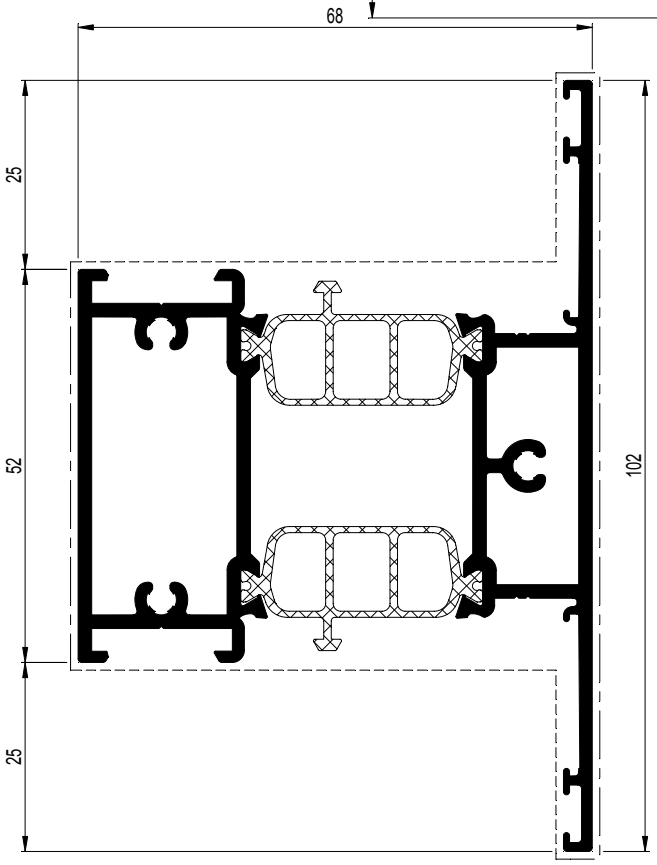

008.3814.XX	
052.5315.-- (3x)	097.0409.00
060.8723.-- (2x) or 060.8746.00 (2x)	---

008.3114.XX	
068.7854.00 068.7855.00	095.30PN.00 of-ou-or-oder 095.B500.00
068.8842.00	097.O800.00 097.P100.00 097.P200.00 of-ou-or-oder 097.0411.00
068.7854.00 068.7855.00 050.5153.-- (2x) 068.5938.-- (2x)	097.O800.00 097.P100.00 097.P200.00 of-ou-or-oder 097.0411.00
068.7854.00 068.7855.00 068.5920.-- (2x) 068.5938.-- (2x)	097.O800.00 097.P100.00 097.P200.00 of-ou-or-oder 097.0411.00
068.8732.00+(*) or 068.8742.00+(*) (*) 050.5153.-- (2x)	097.P800.00 097.P100.00 097.P200.00 of-ou-or-oder 097.0410.00
068.8737.00 050.5153.-- (2x)	097.P800.00 097.P100.00 097.P200.00 of-ou-or-oder 097.0410.00
068.8732.00+(*) or 068.8742.00+(*) (*) 068.5920.-- (2x)	097.P800.00 097.P100.00 097.P200.00 of-ou-or-oder 097.0410.00
068.8737.00 068.5920.-- (2x)	097.P800.00 097.P100.00 097.P200.00 of-ou-or-oder 097.0410.00
068.8779.00 068.8906.04 (2x) 060.8715/16.00 (2x)	097.0009.00
068.8905.00 068.8906.04 (4x) 060.8715/16.00 (2x)	097.0008.00
060.8723.-- (2x) or 060.8746.00 (2x) 060.8715/16.00 (2x)	---

D0005767

CS 77

T-PROFIEL RAAM NAAR BINNENDRAAIEND
TRAVERSE FENETRE OUVRANT VERS L'EXTERIEUR
TRANSOM-MULLION WINDOW INWARD OPENING
SPROSSE FENSTER NACH INNEN OEFFNEND

REYNAERS aluminium

	A dm²/m	P dm²/m	Lm	Ix cm⁴	Wx cm³	ax mm	Iy cm⁴	Wy cm³	ay mm	X Y X 0
008.3123.XX	43.41	18.8	7.00	29.162	7.589	29.57	45.435	7.902	57.50	

008.3123.XX

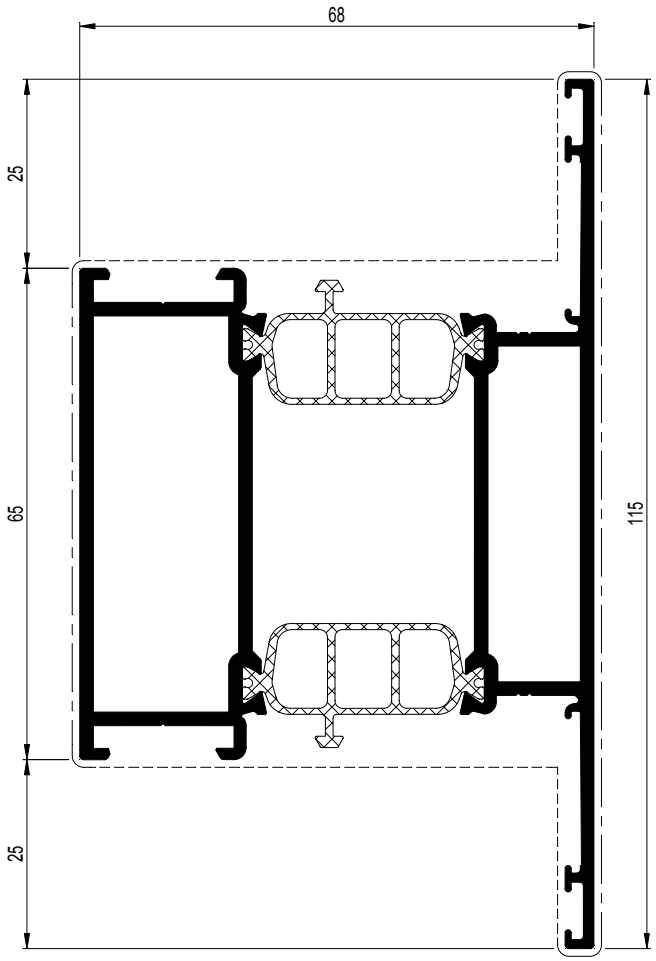

008.3123.XX	
068.7856.00 068.7857.00	095.30PN.00 of-ou-or-oder 095.B500.00
068.8843.00	097.O800.00 097.P100.00 097.P200.00 of-ou-or-oder 097.0411.00
068.7856.00 068.7857.00 050.5153.-- (2x) 068.5938.-- (2x)	097.O800.00 097.P100.00 097.P200.00 of-ou-or-oder 097.0411.00
068.7856.00 068.7857.00 068.5920.-- (2x) 068.5938.-- (2x)	097.O800.00 097.P100.00 097.P200.00 of-ou-or-oder 097.0411.00
068.8733.00+(*) or 068.8743.00+(*) (*) 050.5153.-- (2x)	097.P800.00 097.P100.00 097.P200.00 of-ou-or-oder 097.0410.00
068.8738.00 050.5153.-- (2x)	097.P800.00 097.P100.00 097.P200.00 of-ou-or-oder 097.0410.00
068.8733.00+(*) or 068.8743.00+(*) (*) 068.5920.-- (2x)	097.P800.00 097.P100.00 097.P200.00 of-ou-or-oder 097.0410.00
068.8738.00 068.5920.-- (2x)	097.P800.00 097.P100.00 097.P200.00 of-ou-or-oder 097.0410.00
068.8779.00 068.8906.04 (3x) 060.8715/16.00 (2x)	097.0009.00
068.8905.00 068.8906.04 (6x) 060.8715/16.00 (2x)	097.0008.00
060.8723.-- (2x)or 060.8746.00 (2x) 060.8715/16.00 (2x)	---

D0005768

CS 77

T-PROFIEL RAAM NAAR BINNENDRAAIEND
TRAVERSE FENETRE OUVRANT VERS L'EXTERIEUR
TRANSOM-MULLION WINDOW INWARD OPENING
SPROSSE FENSTER NACH INNEN OEFFNEND

	A dm²/m	P dm²/m	Lm	Ix cm⁴	Wx cm³	ax mm	Iy cm⁴	Wy cm³	ay mm	X Y Y X 0
008.3823.XX	43.66	18.8	7.00	31.168	8.208	30.03	47.366	8.237	57.50	

008.3823.XX

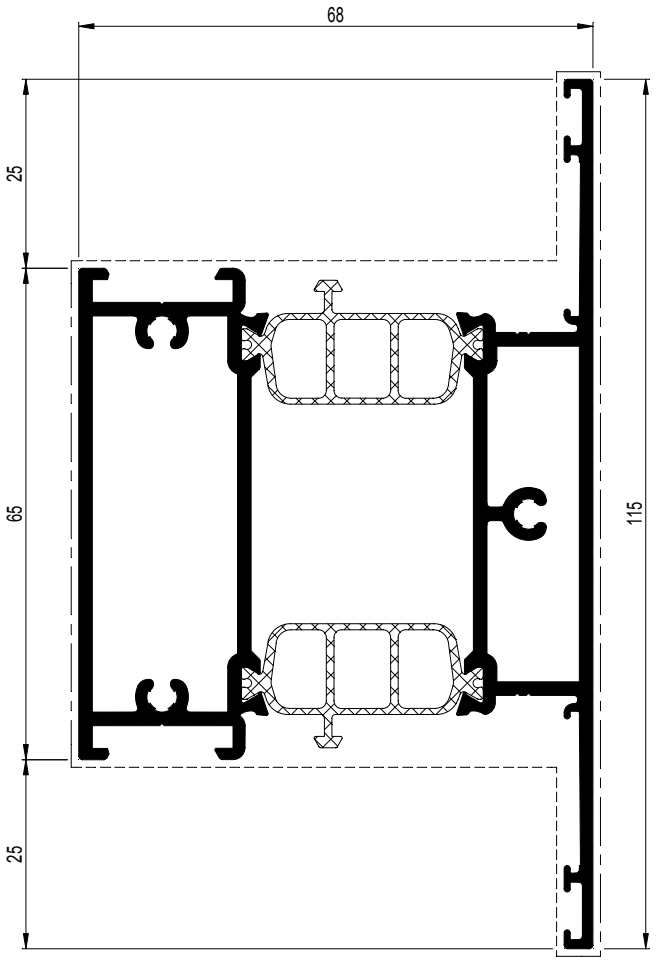

008.3823.XX	
052.5315.-- (3x)	097.0409.00
060.8723.-- (2x) or 060.8746.00 (2x)	---

Profielen
Profilés
Profiles
Profile

D0078417

CS 77

T-PROFIEL AUTOMATISCHE SCHUIFDEUR
TRAVERSE PORTE COULISSANTE AUTOMATIQUE
TRANSOM-MULLION AUTOMATIC SLIDING DOOR
SPROSSE AUTOMATISCHE SCHIEBETUER

REYNAERS aluminium

	A dm²/m	P dm²/m	Lm	Ix cm⁴	Wx cm³	ax mm	Iy cm⁴	Wy cm³	ay mm	X Y X 0
008.0544.XX	39.44	16.2	7.00	12.246	3.153	29.16	28.302	5.549	51.00	

008.0544.XX

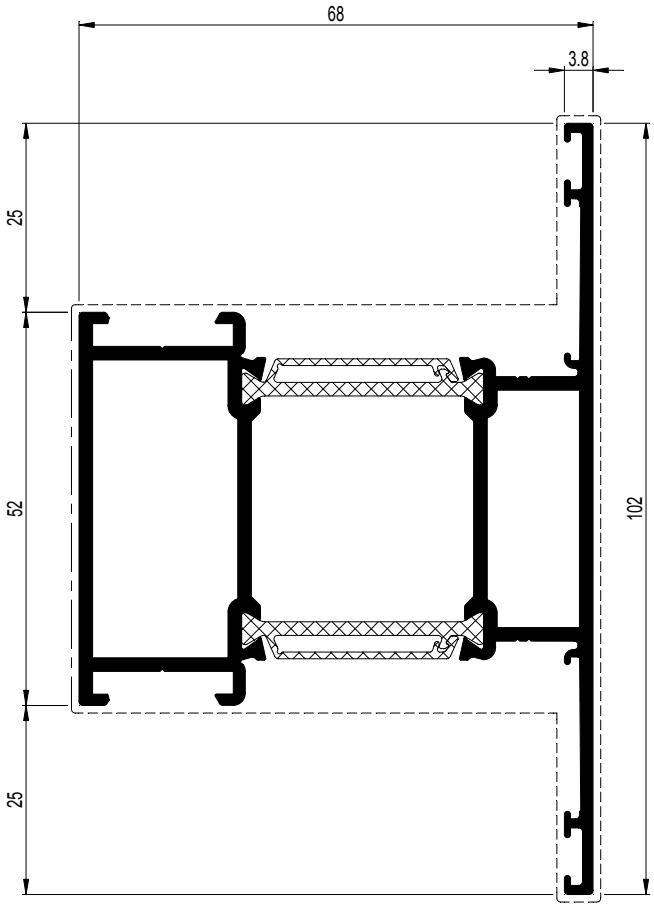

008.0544.XX	
068.7854.00 068.7855.00	095.30PN.00 of-ou-or-oder 095.B500.00
068.8842.00	097.O800.00 097.P100.00 097.P200.00 of-ou-or-oder 097.0411.00
068.7854.00 068.7855.00 050.5153.-- (2x) 068.5938.-- (2x)	097.O800.00 097.P100.00 097.P200.00 of-ou-or-oder 097.0411.00
068.7854.00 068.7855.00 068.5920.-- (2x) 068.5938.-- (2x)	097.O800.00 097.P100.00 097.P200.00 of-ou-or-oder 097.0411.00
068.8732.00+(*) or 068.8742.00+(*) (*) 050.5153.-- (2x)	097.P800.00 097.P100.00 097.P200.00 of-ou-or-oder 097.0410.00
068.8732.00 or 068.8742.00 068.5920.-- (2x)	097.P800.00 097.P100.00 097.P200.00 of-ou-or-oder 097.0410.00
068.8737.00	---
068.8779.00 068.8906.04 (2x) 060.8715/16.00 (2x)	097.0009.00
068.8905.00 068.8906.04 (4x) 060.8715/16.00 (2x)	097.0008.00
060.8723.-- (2x) or 060.8746.00 (2x) 060.8715/16.00 (2x)	---

D0078024

CS 77

T-PROFIEL RAAM NAAR BINNENDRAAIEND
TRAVERSE FENETRE OUVRANT VERS L'EXTERIEUR
TRANSOM-MULLION WINDOW INWARD OPENING
SPROSSE FENSTER NACH INNEN OEFFNEND

	A dm²/m	P dm²/m	Lm	Ix cm⁴	Wx cm³	ax mm	Iy cm⁴	Wy cm³	ay mm
008.3824.XX	50.00	26.6	7.00	59.548	16.217	31.28	142.536	18.511	77.00

008.3824.XX L=7.00m
0K8.3824.XX L=1.15m

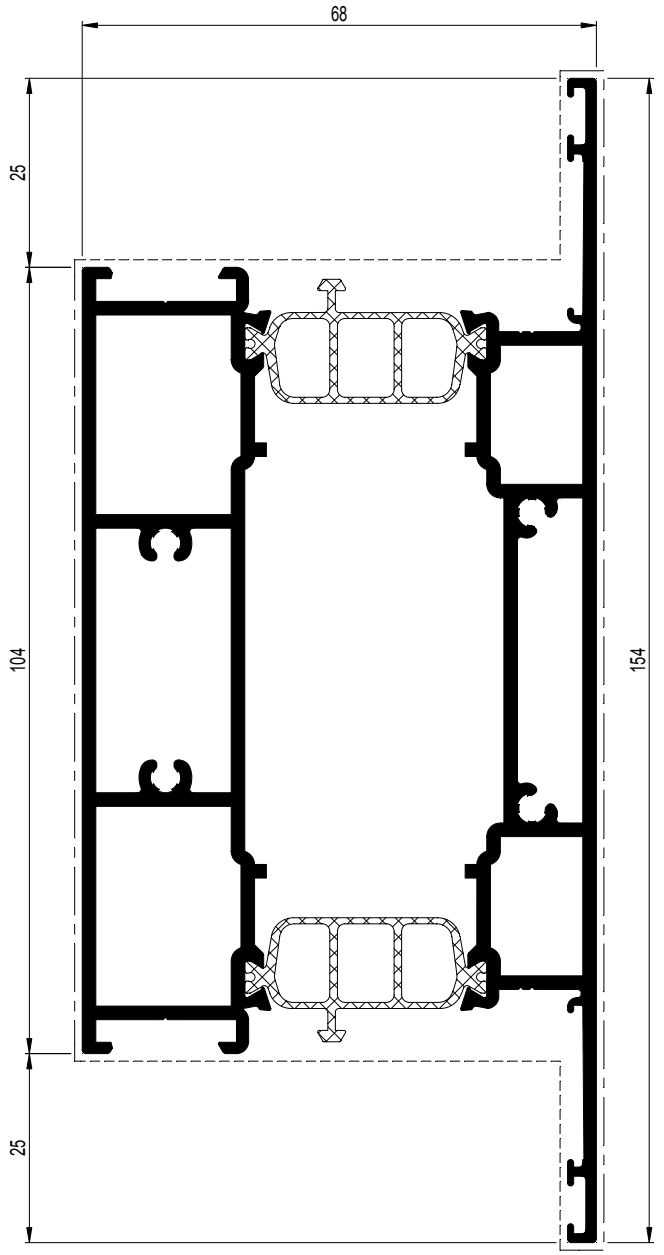

008.3824.XX	
052.5316.-- (4x)	---
068.8734.00 050.5153.-- (2x)	097.P800.00 097.P100.00 097.P200.00 of-ou-or-oder 097.0410.00
068.8739.00 050.5153.-- (2x)	097.P800.00 097.P100.00 097.P200.00 of-ou-or-oder 097.0410.00
068.8734.00 068.5920.-- (2x)	097.P800.00 097.P100.00 097.P200.00 of-ou-or-oder 097.0410.00
068.8739.00 068.5920.-- (2x)	097.P800.00 097.P100.00 097.P200.00 of-ou-or-oder 097.0410.00
068.8779.00 (2x) 068.8906.04 (2x) 060.8715/16.00 (2x)	097.0009.00
060.8746.00 (2x) or 060.8715/16.00 (2x)	---

D0005769

CS 77

T-PROFIEL RAAM NAAR BINNENDRAAIEND
TRAVERSE FENETRE OUVRANT VERS L'EXTERIEUR
TRANSOM-MULLION WINDOW INWARD OPENING
SPROSSE FENSTER NACH INNEN OEFFNEND

REYNAERS aluminium

	A dm²/m	P dm²/m	Lm	Ix cm⁴	Wx cm³	ax mm	Iy cm⁴	Wy cm³	ay mm	
008.3817.XX	55.27	31.8	7.00	69.599	18.983	31.34	254.251	28.250	90.00	X Y Y X 0

008.3817.XX L=7.00m
0K8.3817.XX L=1.15m

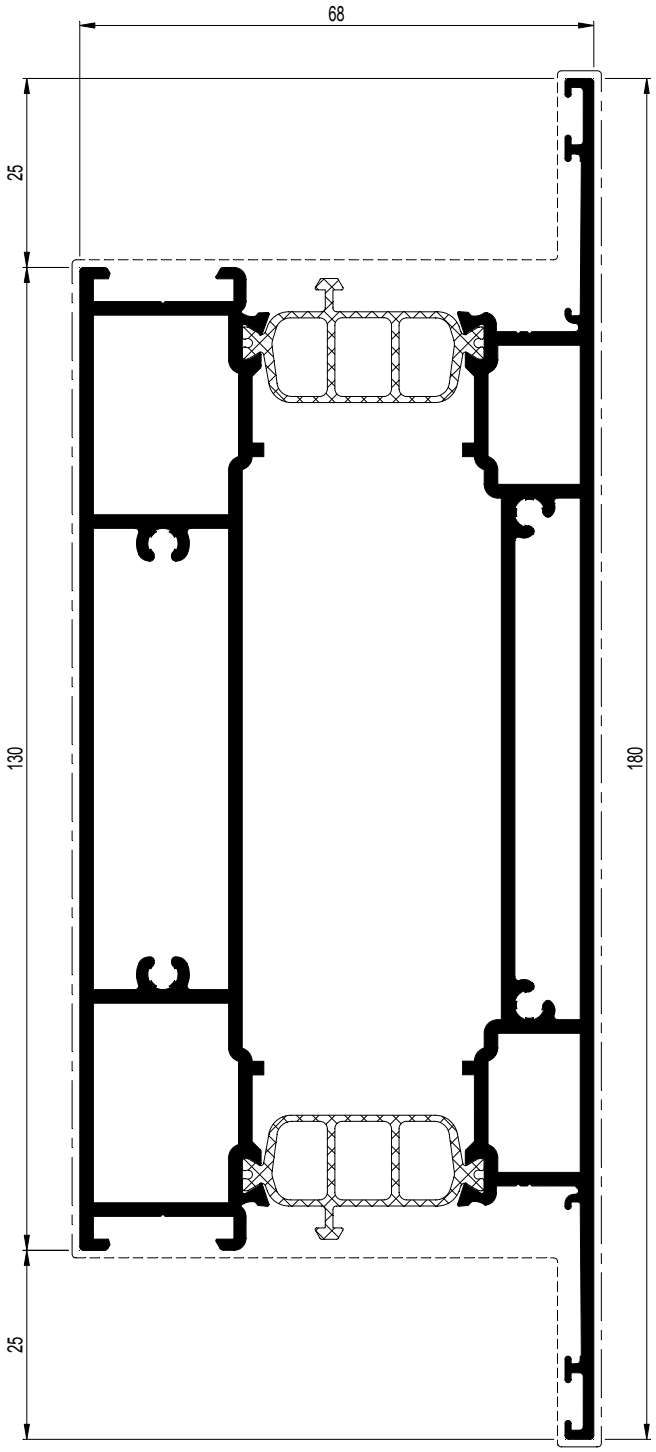

008.3817.XX	
052.5315.-- (4x)	097.0413.00
068.8734.00 050.5153.-- (2x)	097.P800.00 097.P100.00 097.P200.00 of-ou-or-oder 097.0410.00
068.8739.00 050.5153.-- (2x)	097.P800.00 097.P100.00 097.P200.00 of-ou-or-oder 097.0410.00
068.8734.00 068.5920.-- (2x)	097.P800.00 097.P100.00 097.P200.00 of-ou-or-oder 097.0410.00
068.8739.00 068.5920.-- (2x)	097.P800.00 097.P100.00 097.P200.00 of-ou-or-oder 097.0410.00
068.8779.00+(2x) 068.8906.04 (2x) 060.8715/16.00 (2x)	097.0009.00
060.8746.00 (2x) 060.8715/16.00 (2x)	---

D0075833

Profielen
Profilés
Profiles
Profile

CS 77

T-PROFIEL RAAM NAAR BINNENDRAAIEND
TRAVERSE FENETRE OUVRANT VERS L'EXTERIEUR
TRANSOM-MULLION WINDOW INWARD OPENING
SPROSSE FENSTER NACH INNEN OEFFNEND

	A dm²/m	P dm²/m	Lm	Ix cm⁴	Wx cm³	ax mm	Iy cm⁴	Wy cm³	ay mm	X Y Y X 0
008.3847.XX	57.87	34.4	7.00	74.626	20.367	31.36	326.683	33.852	96.50	

008.3847.XX L=7.00m
0K8.3847.XX L=1.15m



008.3847.XX	
052.5315.-- (4x)	097.0413.00
068.8734.00 050.5153.-- (2x)	097.P800.00 097.P100.00 097.P200.00 of-ou-or-oder 097.0410.00
068.8739.00 050.5153.-- (2x)	097.P800.00 097.P100.00 097.P200.00 of-ou-or-oder 097.0410.00
068.8734.00 068.5920.-- (2x)	097.P800.00 097.P100.00 097.P200.00 of-ou-or-oder 097.0410.00
068.8739.00 068.5920.-- (2x)	097.P800.00 097.P100.00 097.P200.00 of-ou-or-oder 097.0410.00
068.8779.00+(2x) 068.8906.04 (2x) 060.8715/16.00 (2x)	097.0009.00
060.8746.00 (2x) 060.8715/16.00 (2x)	---

D0075834

Profielen
Profilés
Profiles
Profile

CS 77

T-PROFIEL RAAM NAAR BINNENDRAAIEND
TRAVERSE FENETRE OUVRANT VERS L'EXTERIEUR
TRANSOM-MULLION WINDOW INWARD OPENING
SPROSSE FENSTER NACH INNEN OEFFNEND

REYNAERS aluminium

	A dm²/m	P dm²/m	Lm	Ix cm⁴	Wx cm³	ax mm	Iy cm⁴	Wy cm³	ay mm	X Y X 0
008.3850.XX	60.47	37.0	7.00	79.653	21.750	31.38	411.203	39.922	103.00	

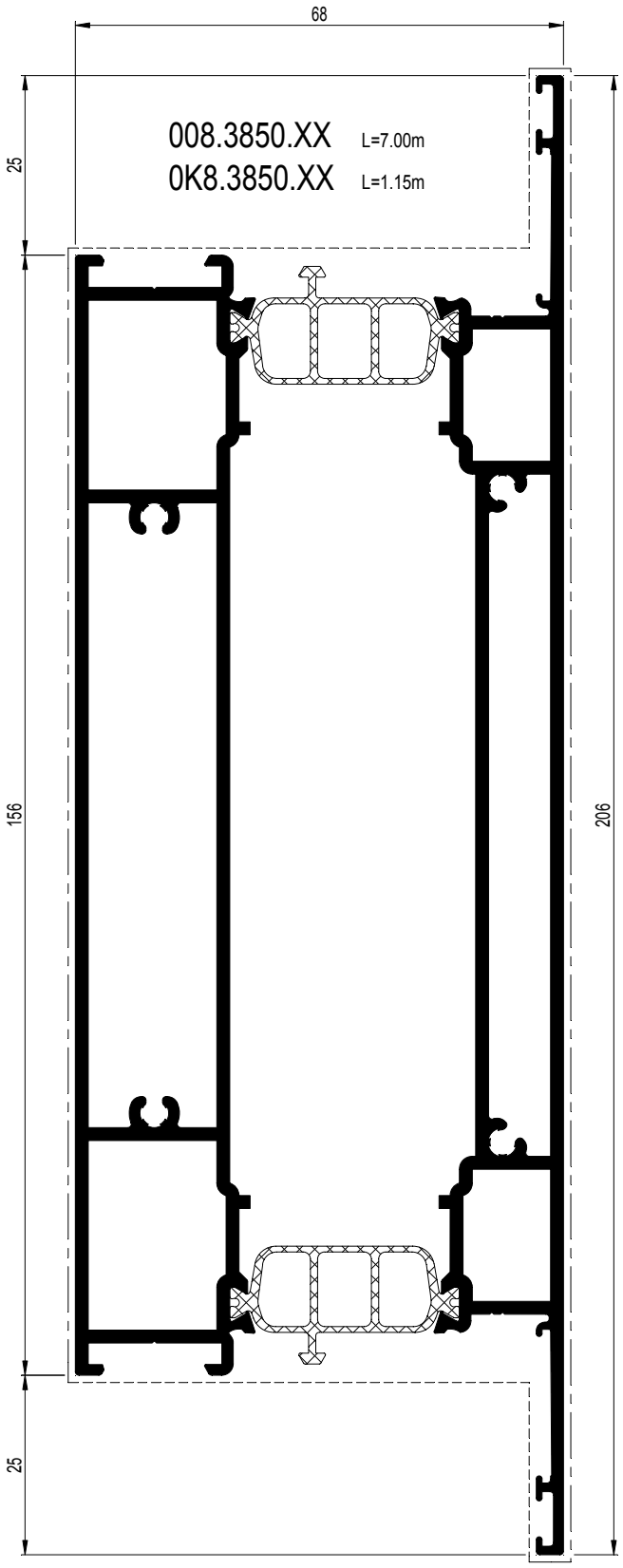

008.3850.XX	
052.5315.-- (4x)	097.0413.00
068.8734.00 050.5153.-- (2x)	097.P800.00 097.P100.00 097.P100.00 of-ou-or-oder 097.0410.00
068.8739.00 050.5153.-- (2x)	097.P800.00 097.P100.00 097.P200.00 of-ou-or-oder 097.0410.00
068.8734.00 068.5920.-- (2x)	097.P800.00 097.P100.00 097.P200.00 of-ou-or-oder 097.0410.00
068.8739.00 068.5920.-- (2x)	097.P800.00 097.P100.00 097.P200.00 of-ou-or-oder 097.0410.00
068.8779.00+(2x) 068.8906.04 (2x) 060.8715/16.00 (2x)	097.0009.00
060.8746.00 (2x) 060.8715/16.00 (2x)	---

D0005772

Profielen
Profilés
Profiles
Profile

CS 77

T-PROFIEL RAAM NAAR BINNENDRAAIEND
TRAVERSE FENETRE OUVRANT VERS L'EXTERIEUR
TRANSOM-MULLION WINDOW INWARD OPENING
SPROSSE FENSTER NACH INNEN OEFFNEND

	A dm²/m	P dm²/m	Lm	Ix cm⁴	Wx cm³	ax mm	Iy cm⁴	Wy cm³	ay mm
008.3854.XX	63.07	39.6	7.00	84.681	23.134	31.40	508.603	46.447	109.50

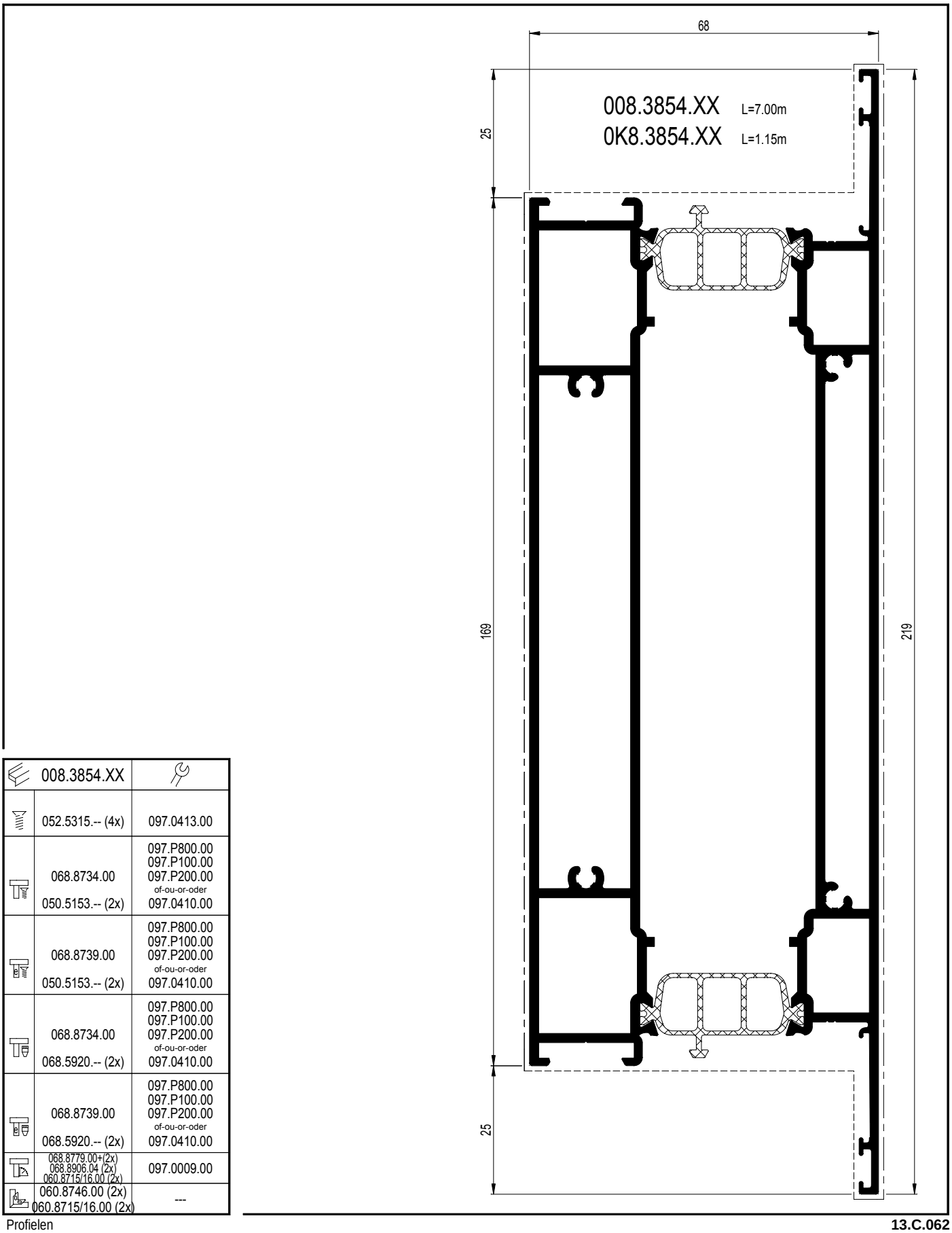

008.3854.XX	
052.5315.-- (4x)	097.0413.00
068.8734.00 050.5153.-- (2x)	097.P800.00 097.P100.00 097.P200.00 of-ou-or-oder 097.0410.00
068.8739.00 050.5153.-- (2x)	097.P800.00 097.P100.00 097.P200.00 of-ou-or-oder 097.0410.00
068.8734.00 068.5920.-- (2x)	097.P800.00 097.P100.00 097.P200.00 of-ou-or-oder 097.0410.00
068.8739.00 068.5920.-- (2x)	097.P800.00 097.P100.00 097.P200.00 of-ou-or-oder 097.0410.00
068.8779.00+(2x) 068.8906.04 (2x) 060.8715/16.00 (2x)	097.0009.00
060.8746.00 (2x) 060.8715/16.00 (2x)	---

D0005773

Profielen
Profilés
Profiles
Profile

CS 77

T-PROFIEL RAAM NAAR BINNENDRAAIEND
TRAVERSE FENETRE OUVRANT VERS L'EXTERIEUR
TRANSOM-MULLION WINDOW INWARD OPENING
SPROSSE FENSTER NACH INNEN OEFFNEND

REYNAERS aluminium

	A dm²/m	P dm²/m	Lm	Ix cm⁴	Wx cm³	ax mm	Iy cm⁴	Wy cm³	ay mm	X Y 0
008.0155.XX	74.99	51.8	7.00	98.618	27.162	31.69	1195.647	85.399	140.01	

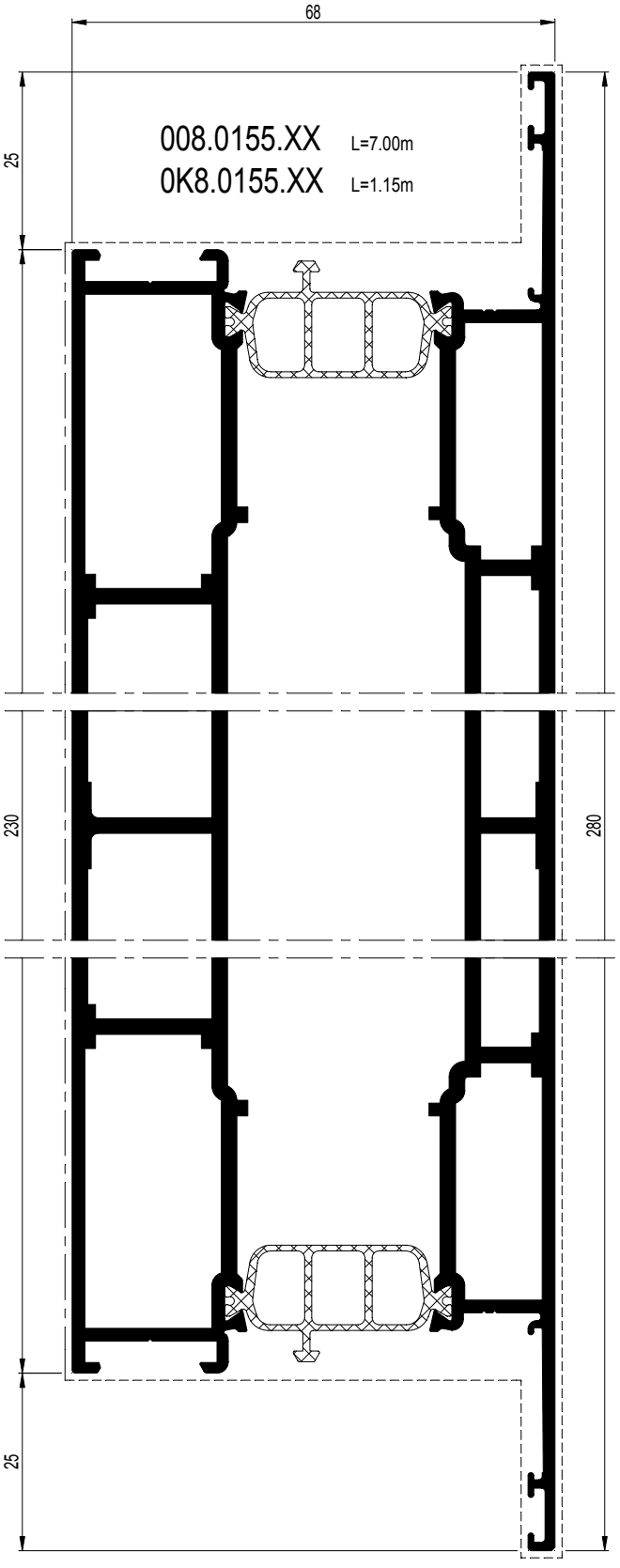

008.0155.XX	
068.8732.00 2x + (*) 068.8742.00 2x + (*) (*) 050.5153.-- (4x)	097.P800.00 097.P100.00 097.P200.00 of-ou-or-oder 097.0410.00
068.8732.00 2x + (*) 068.8742.00 2x + (*) (*) 050.5153.-- (4x)	097.P800.00 097.P100.00 097.P200.00 of-ou-or-oder 097.0410.00
068.8732.00 2x +(*) 068.8742.00 2x +(*) 068.5920.00 (2x)	097.P800.00 097.P100.00 097.P200.00 of-ou-or-oder 097.0410.00
068.8732.00 2x + (*) 068.8742.00 2x + (*) 068.5920.00 (2x)	097.P800.00 097.P100.00 097.P200.00 of-ou-or-oder 097.0410.00
068.8779.00 (2x) 068.8906.04 (2x) 060.8715/16.00 (2x)	097.0009.00
060.8746.00 (2x) or 060.8715/16.00 (2x)	---

D0078027

Profielen
Profilés
Profiles
Profile

CS 77

T-PROFIEL RAAM NAAR BUITENDRAAIEND
TRAVERSE FENETRE OUVRANT VERS L'EXTERIEUR
TRANSOM-MULLION WINDOW OUTWARD OPENING
SPROSSE FENSTER NACH AUSSEN OEFFNEND

	A dm²/m	P dm²/m	Lm	Ix cm⁴	Wx cm³	ax mm	Iy cm⁴	Wy cm³	ay mm
008.3413.XX	35.23	11.0	7.00	15.643	3.596	43.50	8.640	2.273	38.00
008.3416.XX	37.84	13.3	7.00	25.815	6.282	41.10	16.354	3.675	44.50

008.3413.XX

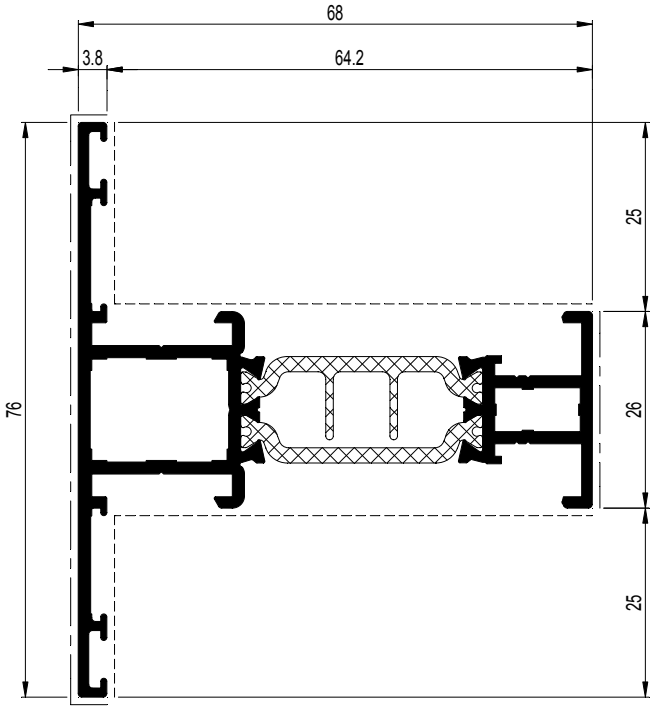

008.3413.XX	
068.7850.00 068.7851.00	095.30PN.00 of-ou-or-oder 095.B500.00
068.8840.00	097.O800.00 097.O900.00 097.P000.00 of-ou-or-oder 097.0488.00
068.7850.00 068.7851.00 050.5153.-- (2x) 068.5938.-- (2x)	097.O800.00 097.O900.00 097.P000.00 of-ou-or-oder 097.0488.00
068.7850.00 068.7851.00 068.5920.-- (2x) 068.5938.-- (2x)	097.O800.00 097.O900.00 097.P000.00 of-ou-or-oder 097.0488.00
068.8730.00+(*) or 068.8740.00+(*) (*) 050.5153.--	097.P800.00 097.O900.00 097.P000.00 of-ou-or-oder 097.0489.00
068.8735.00 050.5153.--	097.P800.00 097.O900.00 097.P000.00 of-ou-or-oder 097.0489.00
068.8730.00+(*) or 068.8740.00+(*) (*) 068.5920.--	097.P800.00 097.O900.00 097.P000.00 of-ou-or-oder 097.0489.00
068.8735.00 068.5920.--	097.P800.00 097.O900.00 097.P000.00 of-ou-or-oder 097.0489.00
068.8779.00	---
068.8905.00	---
060.8724.00 (2x)	---

008.3416.XX	
068.7952.00 068.7853.00	095.30PN.00 of-ou-or-oder 095.B500.00
068.8841.00	097.O800.00 097.P100.00 097.P200.00 of-ou-or-oder 097.0488.00
068.7952.00 068.7853.00 050.5153.-- (4x) 068.5938.-- (4x)	097.O800.00 097.P100.00 097.P200.00 of-ou-or-oder 097.0488.00
068.7952.00 068.7853.00 068.5920.-- (4x) 068.5938.-- (4x)	097.O800.00 097.P100.00 097.P200.00 of-ou-or-oder 097.0488.00
068.8731.00+(*) or 068.8741.00+(*) (*) 050.5153.-- (2x)	097.P800.00 097.P100.00 097.P200.00 of-ou-or-oder 097.0489.00
068.8736.00 050.5153.-- (2x)	097.P800.00 097.P100.00 097.P200.00 of-ou-or-oder 097.0489.00
068.8731.00+(*) or 068.8741.00+(*) (*) 068.5920.-- (2x)	097.P800.00 097.P100.00 097.P200.00 of-ou-or-oder 097.0489.00
068.8736.00 068.5920.-- (2x)	097.P800.00 097.P100.00 097.P200.00 of-ou-or-oder 097.0489.00
068.8779.00 068.8906.04	---
068.8905.00 068.8906.04 (2x)	---
060.8724.00 (2x)	---

008.3416.XX

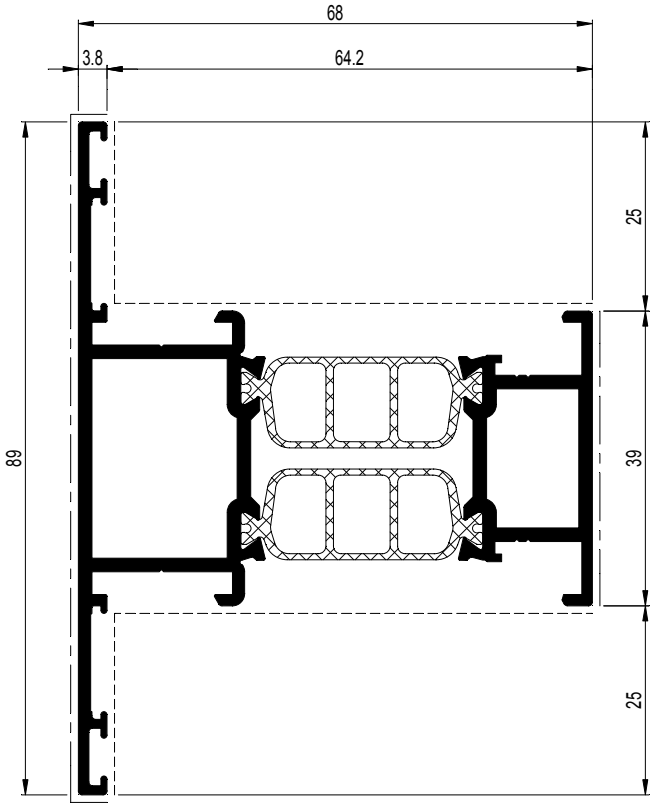

D0005774

CS 77

T-PROFIEL RAAM NAAR BUITENDRAAIEND
TRAVERSE FENETRE OUVRANT VERS L'EXTERIEUR
TRANSOM-MULLION WINDOW OUTWARD OPENING
SPROSSE FENSTER NACH AUSSEN OEFFNEND

REYNAERS aluminium

	A dm²/m	P dm²/m	Lm	Ix cm⁴	Wx cm³	ax mm	Iy cm⁴	Wy cm³	ay mm	X Y X 0
008.3414.XX	40.47	15.9	7.00	31.004	7.804	39.73	28.382	5.560	51.04	

008.3414.XX

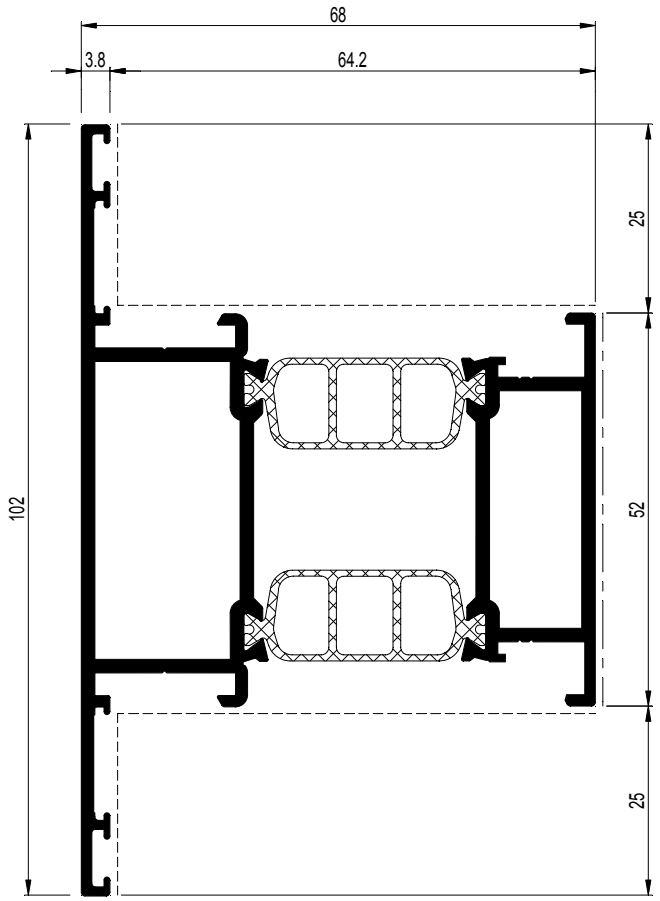

008.3414.XX	
068.7854.00 068.7855.00	095.30PN.00 of-ou-or-oder 095.B500.00
068.8842.00	097.O800.00 097.P100.00 097.P200.00 of-ou-or-oder 097.0488.00
068.7854.00 068.7855.00 050.5153.-- (2x) 068.5938.-- (2x)	097.O800.00 097.P100.00 097.P200.00 of-ou-or-oder 097.0488.00
068.7854.00 068.7855.00 068.5920.-- (2x) 068.5938.-- (2x)	097.O800.00 097.P100.00 097.P200.00 of-ou-or-oder 097.0488.00
068.8732.00+(*) or 068.8742.00+(*) (*) 050.5153.-- (2x)	097.P800.00 097.P100.00 097.P200.00 of-ou-or-oder 097.0489.00
068.8737.00 050.5153.-- (2x)	097.P800.00 097.P100.00 097.P200.00 of-ou-or-oder 097.0489.00
068.8732.00+(*) or 068.8742.00+(*) (*) 068.5920.-- (2x)	097.P800.00 097.P100.00 097.P200.00 of-ou-or-oder 097.0489.00
068.8737.00 068.5920.-- (2x)	097.P800.00 097.P100.00 097.P200.00 of-ou-or-oder 097.0489.00
068.8779.00 068.8906.04 (2x)	---
068.8905.00 068.8906.04 (4x)	---
060.8724.00 (2x)	---

D0005775

CS 77

T-PROFIEL RAAM NAAR BUITENDRAAIEND
TRAVERSE FENETRE OUVRANT VERS L'EXTERIEUR
TRANSOM-MULLION WINDOW OUTWARD OPENING
SPROSSE FENSTER NACH AUSSEN OEFFNEND

REYNAERS aluminium

	A dm²/m	P dm²/m	Lm	Ix cm⁴	Wx cm³	ax mm	Iy cm⁴	Wy cm³	ay mm	X Y Y X 0
008.3423.XX	43.04	18.5	7.00	36.066	9.312	38.73	45.519	7.916	57.50	

008.3423.XX

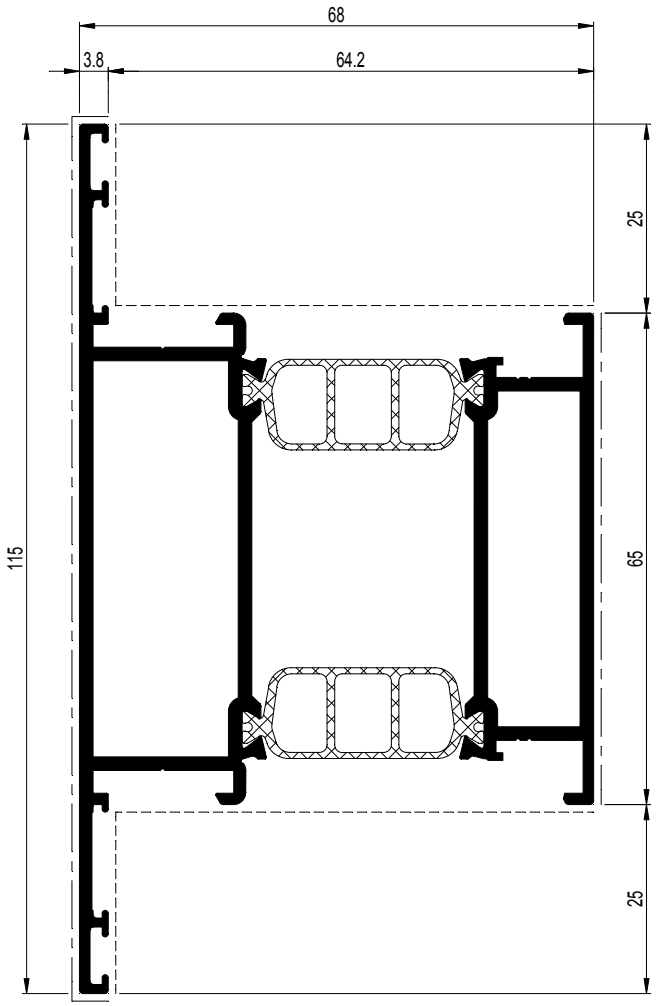

008.3423.XX	
068.7856.00 068.7857.00	095.30PN.00 of-ou-or-oder 095.B500.00
068.8843.00	097.O800.00 097.P100.00 097.P200.00 of-ou-or-oder 097.0488.00
068.7856.00 068.7857.00 050.5153.-- (2x) 068.5938.-- (2x)	097.O800.00 097.P100.00 097.P200.00 of-ou-or-oder 097.0488.00
068.7856.00 068.7857.00 068.5920.-- (2x) 068.5938.-- (2x)	097.O800.00 097.P100.00 097.P200.00 of-ou-or-oder 097.0488.00
068.8733.00+(*) or 068.8743.00+(*) (*) 050.5153.-- (2x)	097.P800.00 097.P100.00 097.P200.00 of-ou-or-oder 097.0489.00
068.8738.00 050.5153.-- (2x)	097.P800.00 097.P100.00 097.P200.00 of-ou-or-oder 097.0489.00
068.8733.00+(*) or 068.8743.00+(*) (*) 068.5920.-- (2x)	097.P800.00 097.P100.00 097.P200.00 of-ou-or-oder 097.0489.00
068.8738.00 068.5920.-- (2x)	097.P800.00 097.P100.00 097.P200.00 of-ou-or-oder 097.0489.00
068.8779.00 068.8906.04 (3x)	---
068.8905.00 068.8906.04 (6x)	---
060.8724.00 (2x)	---

D0078419

CS 77

T-PROFIEL VERSTERKT
TRAVERSE RENFORCEE
TRANSOM-MULLION REINFORCED
SPROSSE VERSTAERKT

REYNAERS aluminium

	A dm²/m	P dm²/m	Lm	Ix cm⁴	Wx cm³	ax mm	Iy cm⁴	Wy cm³	ay mm	X Y
008.3100.XX	44.22	20.7	7.00	66.217	11.642	48.12	22.128	4.973	44.50	

008.3100.XX

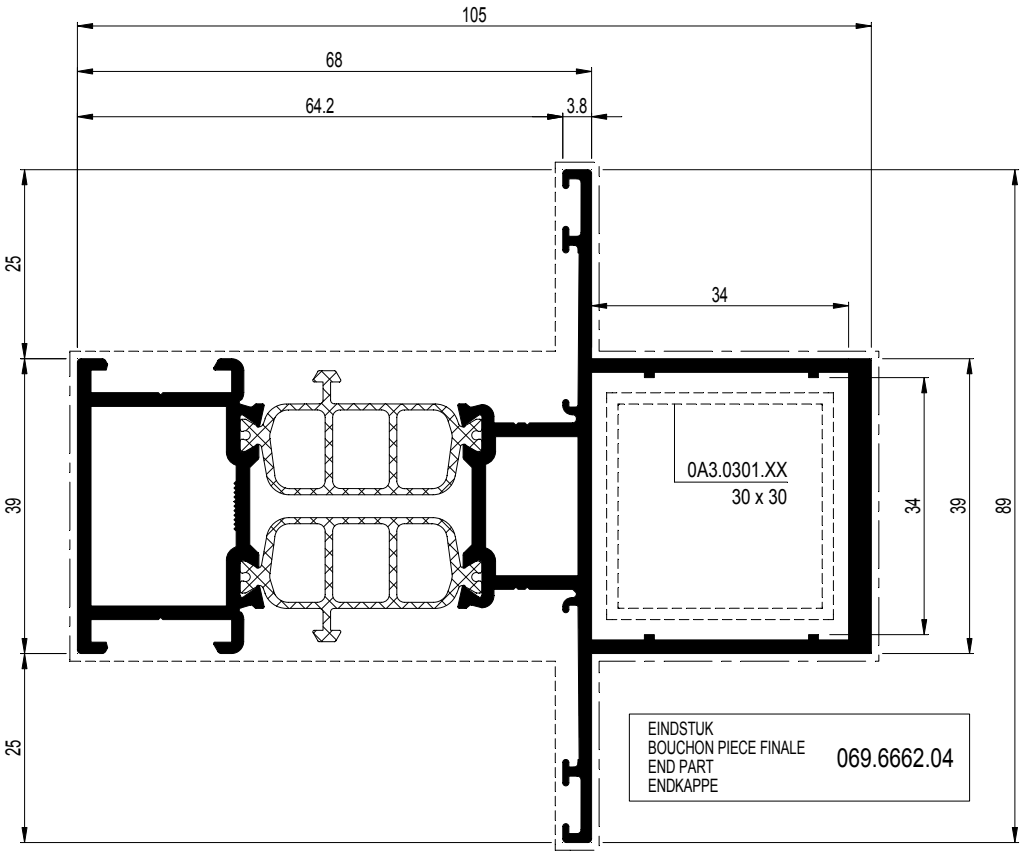

008.3100.XX + Alu 0A3.0301.XX : Ix = 68.54
008.3100.XX + St (30x30x3) : Ix = 77.23

008.3100.XX	
068.7952.00 068.7853.00	095.B500.00
068.8841.00	097.0411.00
068.7952.00 068.7853.00 050.5153.-- (2x) 068.5938.-- (2x)	097.0411.00
068.7952.00 068.7853.00 068.5920.-- (2x) 068.5938.-- (2x)	097.0411.00
068.8731.00+(*) or 068.8741.00+(*) (*) 050.5153.-- (2x)	097.0410.00
068.8736.00 050.5153.-- (2x)	097.0410.00
068.8731.00+(*) or 068.8741.00+(*) (*) 068.5920.-- (2x)	097.0410.00
068.8736.00 068.5920.-- (2x)	097.0410.00
068.8779.00 068.8906.04 060.8715/16.00 (2x)	097.0009.00
068.8905.00 068.8906.04 (2x) 060.8715/16.00 (2x)	097.0008.00
060.8723.-- (2x) or 060.8746.00 (2x) 060.8715/16.00 (2x)	---

D0005780

CS 77

T-PROFIEL VERSTERKT
TRAVERSE RENFORCEE
TRANSOM-MULLION REINFORCED
SPROSSE VERSTAERKT

	A dm²/m	P dm²/m	Lm	Ix cm⁴	Wx cm³	ax mm	Iy cm⁴	Wy cm³	ay mm	
008.3109.XX	48.22	24.7	7.00	99.312	15.391	60.47	24.621	5.533	44.50	X Y Y X 0

008.3109.XX

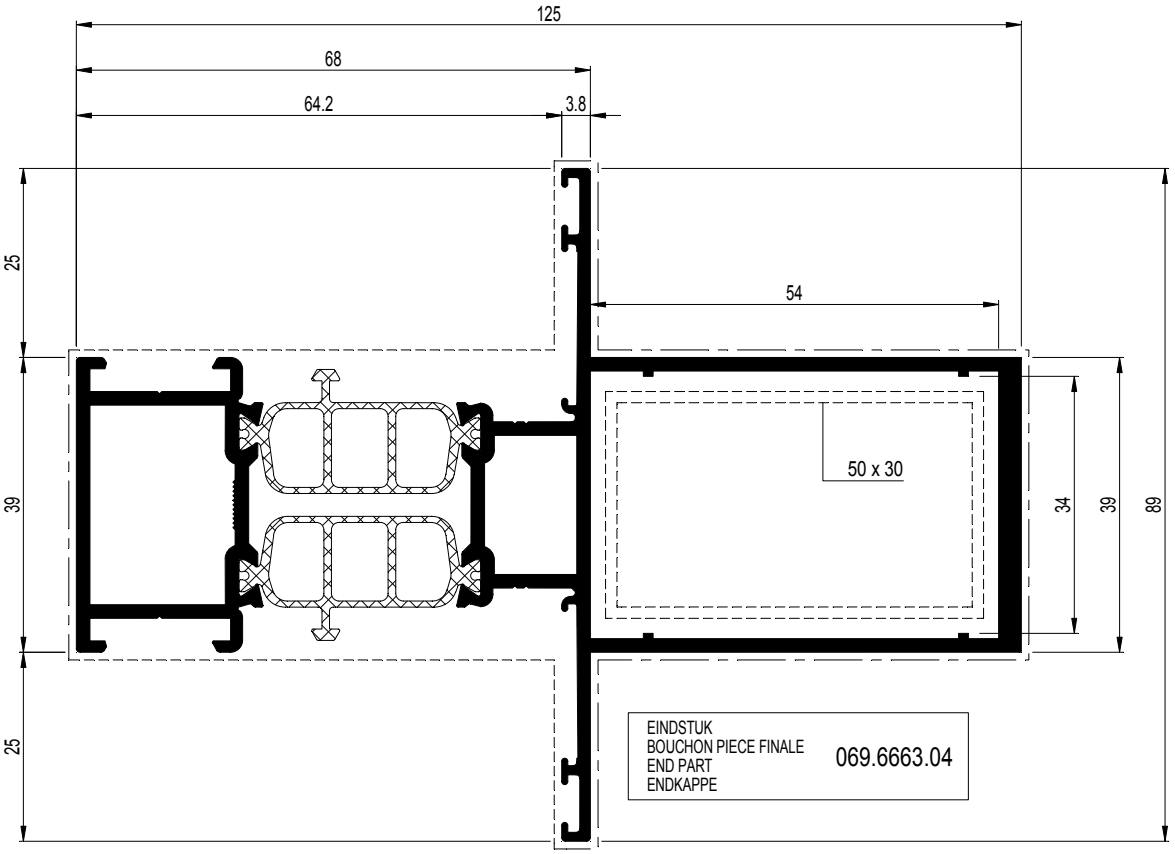

008.3109.XX + Alu 0A5.0320.XX : Ix = 109.47
008.3109.XX + St (50x30x3) : Ix = 137.80

008.3109.XX	
068.7952.00 068.7853.00	095.B500.00
068.8841.00	097.0411.00
068.7952.00 068.7853.00 050.5153.-- (2x) 068.5938.-- (2x)	097.0411.00
068.7952.00 068.7853.00 068.5920.-- (2x) 068.5938.-- (2x)	097.0411.00
068.8731.00+(*) or 068.8741.00+(*) (*) 050.5153.-- (2x)	097.0410.00
068.8736.00 050.5153.-- (2x)	097.0410.00
068.8731.00+(*) or 068.8741.00+(*) (*) 068.5920.-- (2x)	097.0410.00
068.8736.00 068.5920.-- (2x)	097.0410.00
068.8779.00 068.8906.04 060.8715/16.00 (2x)	097.0009.00
068.8905.00 068.8906.04 (2x) 060.8715/16.00 (2x)	097.0008.00
060.8723.-- (2x) or 060.8746.00 (2x) 060.8715/16.00 (2x)	---

D0005781

CS 77

T-PROFIEL VERSTERKT
TRAVERSE RENFORCEE
TRANSOM-MULLION REINFORCED
SPROSSE VERSTAERKT

REYNAERS aluminium

	A dm²/m	P dm²/m	Lm	Ix cm⁴	Wx cm³	ax mm	Iy cm⁴	Wy cm³	ay mm	
008.3110.XX	54.22	30.7	7.00	171.575	21.907	78.32	28.360	6.373	44.50	X Y Y X 0

008.3110.XX

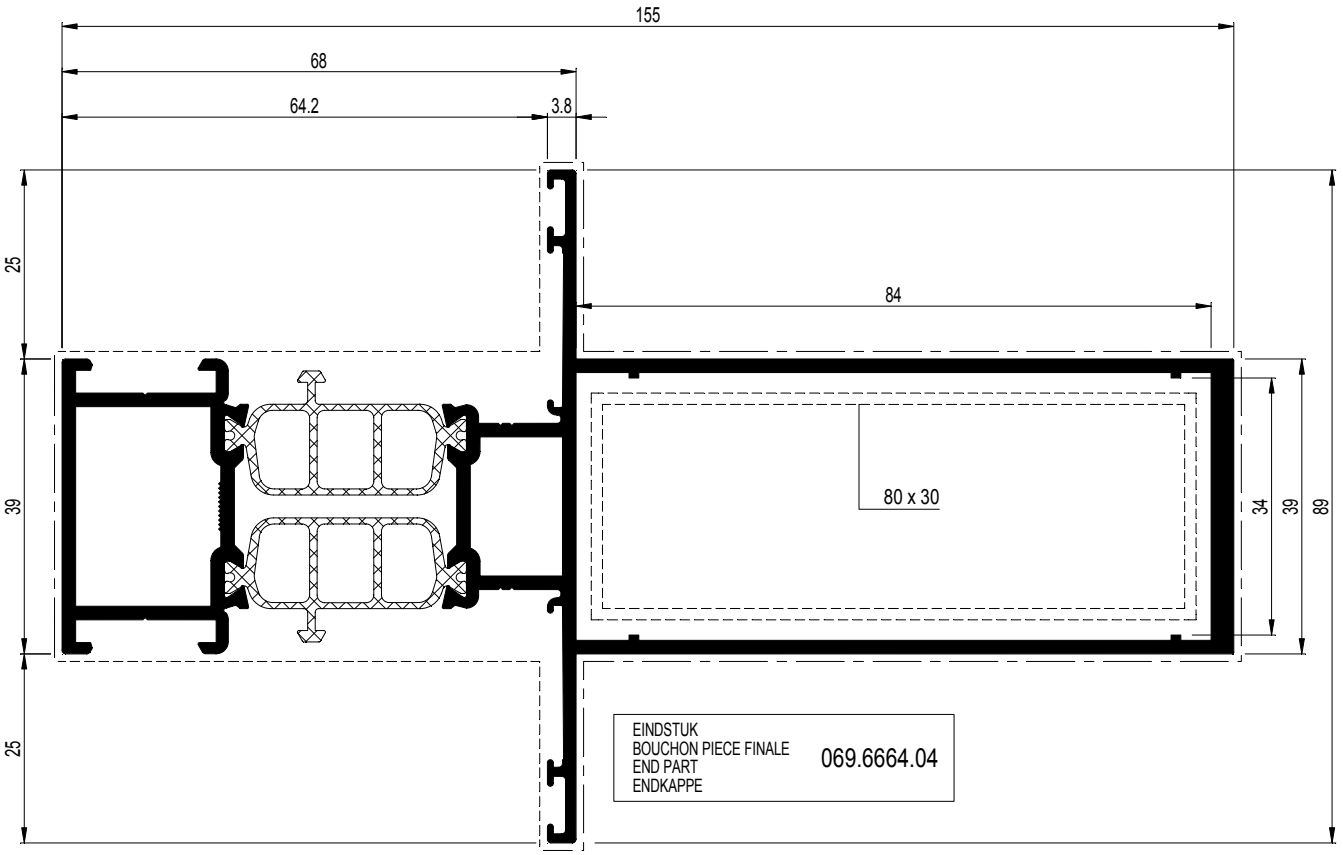

008.3110.XX + Alu 0A8.0303.XX : Ix = 218.53
008.3110.XX + St (80x30x2) : Ix = 270.30

008.3110.XX	
068.7952.00 068.7853.00	095.B500.00
068.8841.00	097.0411.00
068.7952.00 068.7853.00 050.5153.-- (2x) 068.5938.-- (2x)	097.0411.00
068.7952.00 068.7853.00 068.5920.-- (2x) 068.5938.-- (2x)	097.0411.00
068.8731.00+(*) or 068.8741.00+(*) (*) 050.5153.-- (2x)	097.0410.00
068.8736.00 050.5153.-- (2x)	097.0410.00
068.8731.00+(*) or 068.8741.00+(*) (*) 068.5920.-- (2x)	097.0410.00
068.8736.00 068.5920.-- (2x)	097.0410.00
068.8779.00 068.8906.04 060.8715/16.00 (2x)	097.0009.00
068.8905.00 068.8906.04 (2x) 060.8715/16.00 (2x)	097.0008.00
060.8723.-- (2x) or 060.8746.00 (2x) 060.8715/16.00 (2x)	---

D0005782

CS 77

T-PROFIEL VERSTERKT
TRAVERSE RENFORCEE
TRANSOM-MULLION REINFORCED
SPROSSE VERSTAERKT

	A dm²/m	P dm²/m	Lm	Ix cm⁴	Wx cm³	ax mm	Iy cm⁴	Wy cm³	ay mm
008.3111.XX	46.77	23.5	7.00	97.294	15.060	53.40	18.309	4.114	44.50

X
Y — Y
X 0

008.3111.XX

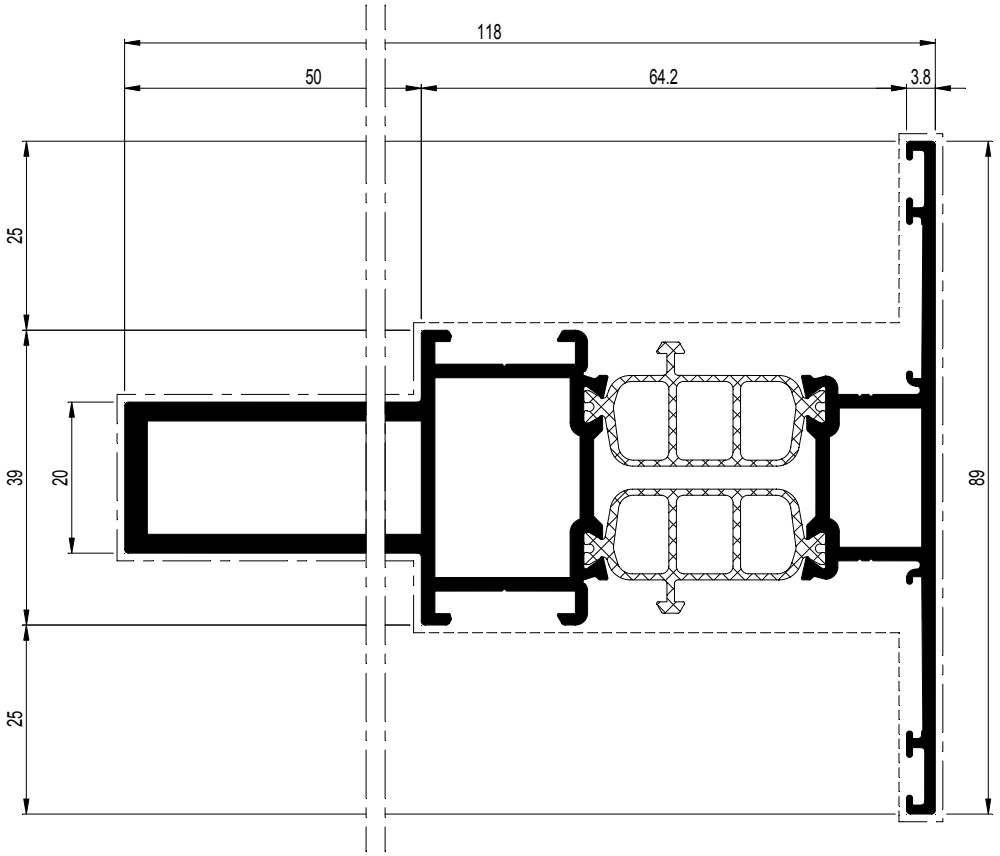

008.3111.XX	
068.7952.00 068.7853.00	095.30PN.00 of-ou-or-oder 095.B500.00
068.8841.00	097.O800.00 097.P100.00 097.P200.00 of-ou-or-oder 097.0411.00
068.7952.00 068.7853.00 050.5153.-- (2x) 068.5938.-- (2x)	097.O800.00 097.P100.00 097.P200.00 of-ou-or-oder 097.0411.00
068.7952.00 068.7853.00 068.5920.-- (2x) 068.5938.-- (2x)	097.O800.00 097.P100.00 097.P200.00 of-ou-or-oder 097.0411.00
068.8731.00+(*) or 068.8741.00+(*) (*) 050.5153.-- (2x)	097.P800.00 097.P100.00 097.P200.00 of-ou-or-oder 097.0410.00
068.8736.00 050.5153.-- (2x)	097.P800.00 097.P100.00 097.P200.00 of-ou-or-oder 097.0410.00
068.8731.00+(*) or 068.8741.00+(*) (*) 068.5920.-- (2x)	097.P800.00 097.P100.00 097.P200.00 of-ou-or-oder 097.0410.00
068.8736.00 068.5920.-- (2x)	097.P800.00 097.P100.00 097.P200.00 of-ou-or-oder 097.0410.00
068.8779.00 068.8906.04 060.8715/16.00 (2x)	097.0009.00
068.8905.00 068.8906.04 (2x) 060.8715/16.00 (2x)	097.0008.00
060.8723.-- (2x) or 060.8746.00 (2x) 060.8715/16.00 (2x)	---

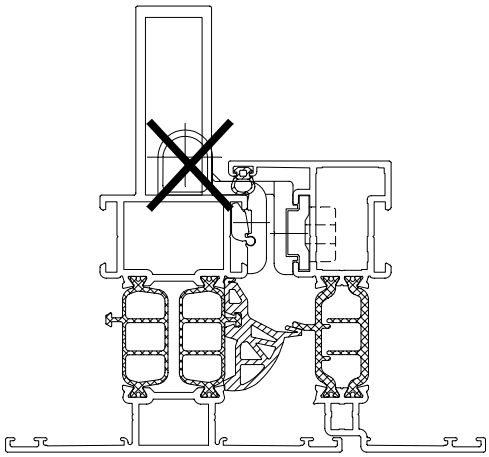

D0005783

CS 77

VERSTEVIGINGSPROFIEL
PROFILE DE RENFORCEMENT
REINFORCEMENT PROFILE
VERSTAERKUNGSPROFIL

	A dm²/m	P dm²/m	Lm	Ix cm⁴	Wx cm³	ax mm	Iy cm⁴	Wy cm³	ay mm
030.1097.00	-	-	7.00	10.260	3.656	28.06	4.477	2.763	16.20
030.1098.00	-	-	7.00	19.656	6.418	25.35	6.287	3.880	16.20
030.3099.XX	31.23	15.3	7.00	9.625	2.614	23.19	5.654	3.220	17.56

030.1098.00

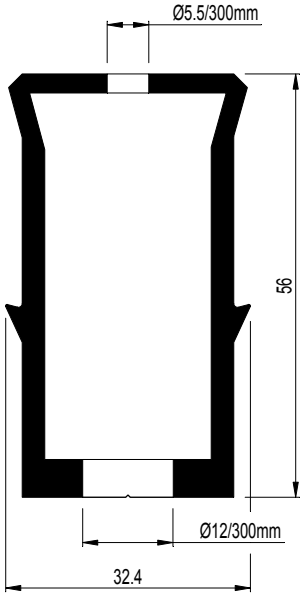

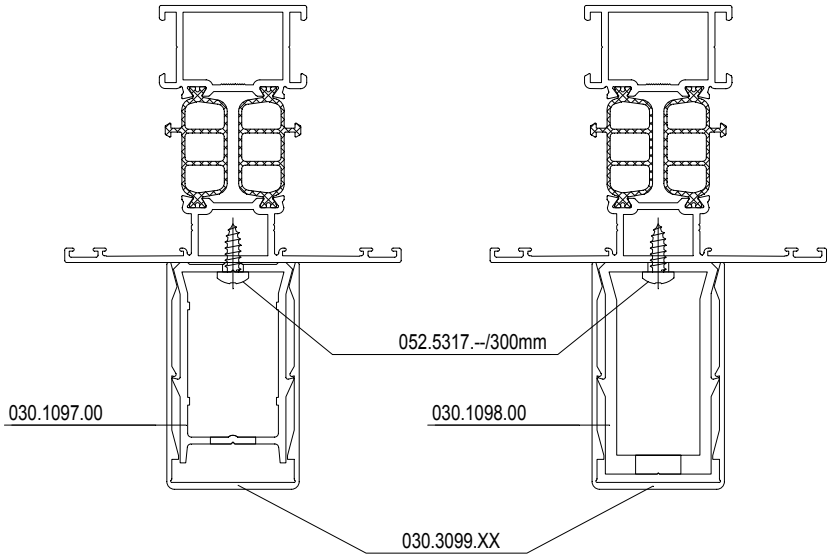

030.1097.00

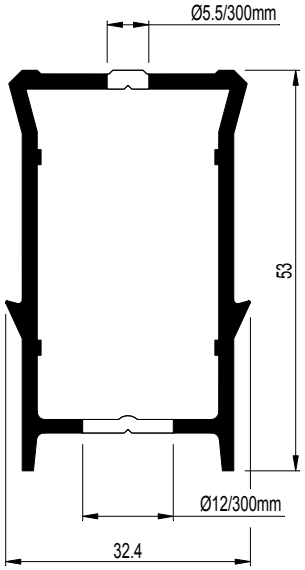

030.3099.XX

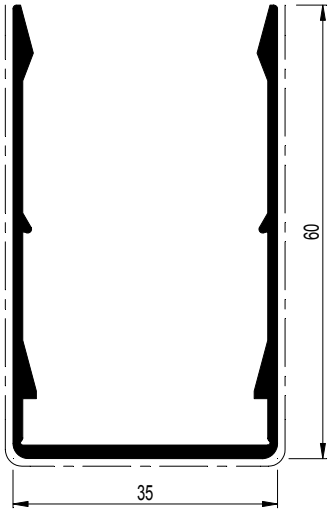

D0005784

CS 77

VERSTEVIGINGSPROFIEL
PROFILE DE RENFORCEMENT
REINFORCEMENT PROFILE
VERSTAERKUNGSPROFIL

	A dm²/m	P dm²/m	Lm	Ix cm⁴	Wx cm³	ax mm	Iy cm⁴	Wy cm³	ay mm
030.1096.00	-	-	7.00	4.881	2.665	18.31	5.085	2.793	18.19
030.3097.XX	11.29	11.3	7.00	2.767	1.132	12.56	5.037	2.583	19.50

030.1096.00

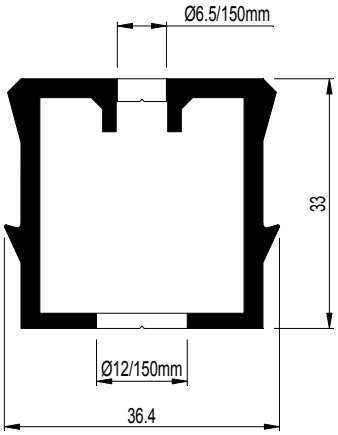

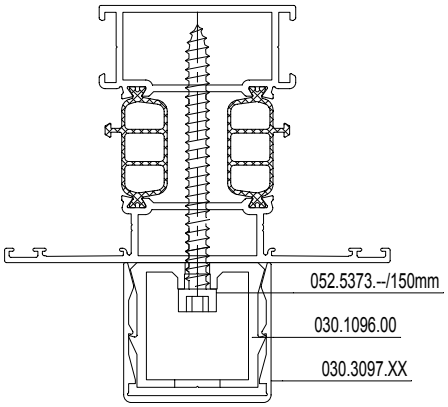

030.3097.XX

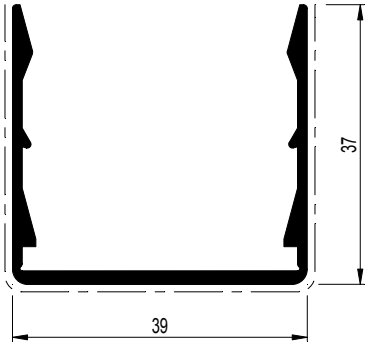

D0079754

CS 77

T-PROFIEL RAAMVLEUGEL
TRAVERSE OUVRANT FENETRE
TRANSOM-MULLION WINDOW VENT
SPROSSE FENSTERFLUEGEL

	A dm²/m	P dm²/m	Lm	Ix cm⁴	Wx cm³	ax mm	Iy cm⁴	Wy cm³	ay mm
008.3859.XX	36.04	13.6	7.00	23.018	5.175	32.52	9.153	2.408	38.00
008.3860.XX	38.65	16.0	7.00	36.434	8.365	33.44	17.861	4.014	44.50

008.3859.XX

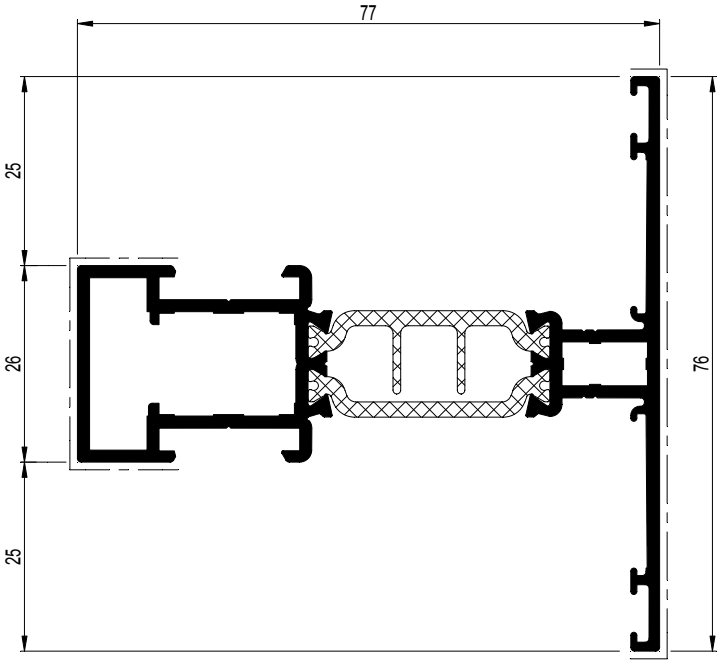

008.3860.XX	
068.8731.00+(*) or 068.8741.00+(*) (*) 050.5153.-- (2x)	097.P800.00 097.P100.00 097.P200.00 of-ou-or-oder 097.0410.00
068.8736.00 050.5153.-- (2x)	097.P800.00 097.P100.00 097.P200.00 of-ou-or-oder 097.0410.00
068.8731.00+(*) or 068.8741.00+(*) (*) 068.5920.-- (2x)	097.P800.00 097.P100.00 097.P200.00 of-ou-or-oder 097.0410.00
068.8736.00 068.5920.-- (2x)	097.P800.00 097.P100.00 097.P200.00 of-ou-or-oder 097.0410.00
068.8779.00 068.8906.04	097.0009.00
068.8905.00 068.8906.04 (2x) 060.8715/16.00	---

008.3860.XX

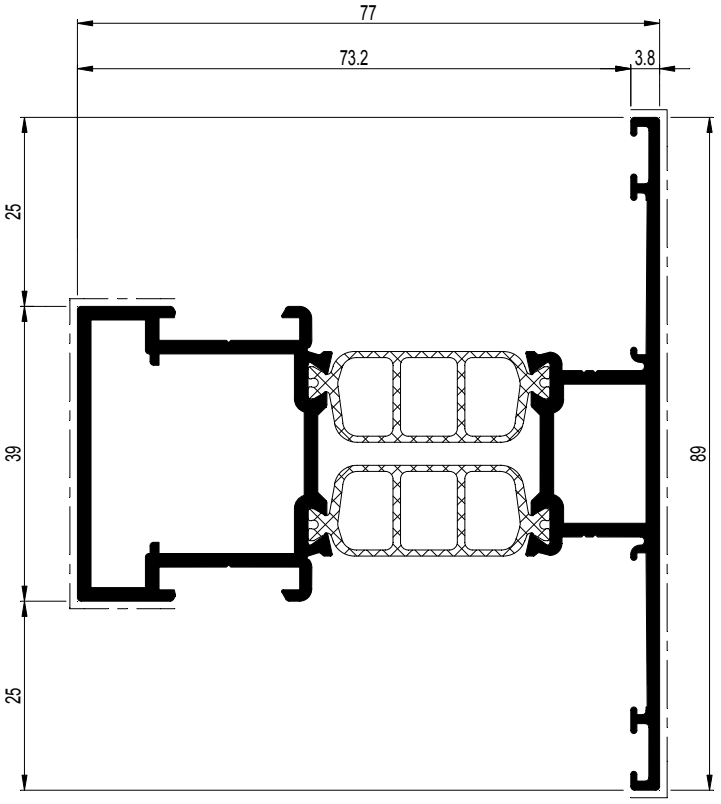

008.3859.XX	
068.8730.00+(*) or 068.8740.00+(*) (*) 050.5153.--	097.P800.00 097.O900.00 097.P000.00 of-ou-or-oder 097.F800.00 of-ou-or-oder 097.0410.00
068.8735.00 050.5153.--	097.P800.00 097.O900.00 097.P000.00 of-ou-or-oder 097.F800.00 of-ou-or-oder 097.0410.00
068.8730.00+(*) or 068.8740.00+(*) (*) 068.5920.--	097.P800.00 097.O900.00 097.P000.00 of-ou-or-oder 097.F800.00 of-ou-or-oder 097.0410.00
068.8735.00 068.5920.--	097.P800.00 097.O900.00 097.P000.00 of-ou-or-oder 097.F800.00 of-ou-or-oder 097.0410.00
068.8779.00	097.0009.00
068.8905.00 060.8715/16.00	---

D0005786

CS 77

Z-PROFIEL
PROFILE-Z
Z-PROFILE
Z-PROFIL

	A dm²/m	P dm²/m	Lm	Ix cm⁴	Wx cm³	ax mm	Iy cm⁴	Wy cm³	ay mm
008.3442.XX	34.72	11.0	7.00	17.810	5.025	35.44	8.621	2.267	38.03
008.3443.XX	37.33	13.3	7.00	27.872	8.006	34.82	16.336	3.671	44.50

008.3442.XX

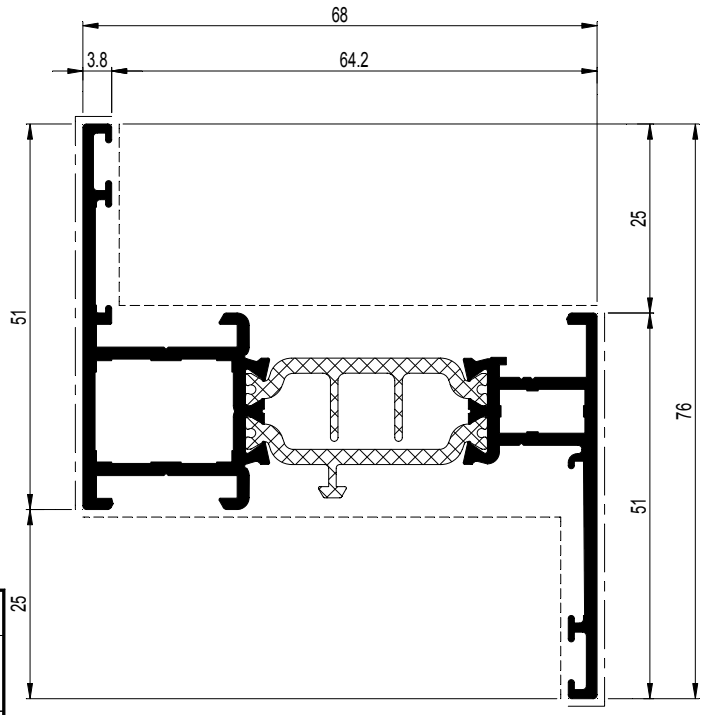

008.3442.XX	
068.7850.00 068.7851.00	095.30PN.00 of-ou-or-oder 095.B500.00
068.8840.00	097.O800.00 097.O900.00 097.P000.00 of-ou-or-oder 097.F800.00 of-ou-or-oder 097.0488.00
068.7850.00 068.7851.00 050.5153.-- (2x) 068.5938.-- (2x)	097.O800.00 097.O900.00 097.P000.00 of-ou-or-oder 097.F800.00 of-ou-or-oder 097.0488.00
068.7850.00 068.7851.00 068.5920.-- (2x) 068.5938.-- (2x)	097.O800.00 097.O900.00 097.P000.00 of-ou-or-oder 097.F800.00 of-ou-or-oder 097.0488.00
068.8730.00+(*) or 068.8740.00+(*) (*) 050.5153.--	097.P800.00 097.O900.00 097.P000.00 of-ou-or-oder 097.0489.00
068.8735.00 050.5153.--	097.P800.00 097.O900.00 097.P000.00 of-ou-or-oder 097.0489.00
068.8730.00+(*) or 068.8740.00+(*) (*) 068.5920.--	097.P800.00 097.O900.00 097.P000.00 of-ou-or-oder 097.0489.00
068.8738.00 068.5920.-- (2x)	097.P800.00 097.O900.00 097.P000.00 of-ou-or-oder 097.0489.00
068.8779.00 060.8715/16.00	097.0009.00
068.8905.00 060.8715/16.00	097.0008.00
060.8723 or 8746.00 060.8724.00 060.8715/16.00	---

008.3443.XX

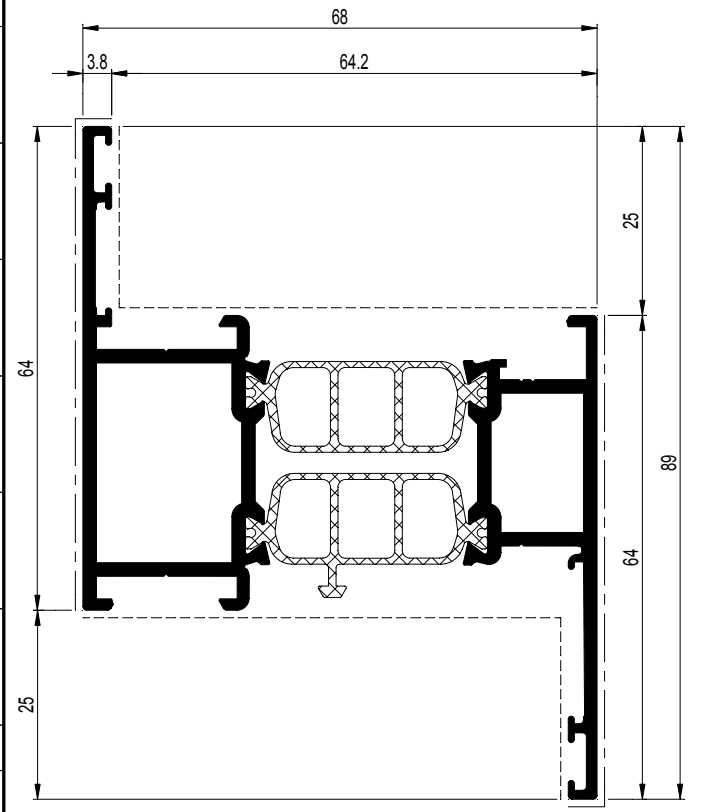

008.3443.XX	
068.7952.00 068.7853.00	095.30PN.00 of-ou-or-oder 095.B500.00
068.8841.00	097.O800.00 097.P100.00 097.P200.00 of-ou-or-oder 097.0488.00
068.7952.00 068.7853.00 050.5153.-- (2x) 068.5938.-- (2x)	097.O800.00 097.P100.00 097.P200.00 of-ou-or-oder 097.0488.00
068.7952.00 068.7853.00 068.5920.-- (2x) 068.5938.-- (2x)	097.O800.00 097.P100.00 097.P200.00 of-ou-or-oder 097.0488.00
068.8731.00+(*) or 068.8741.00+(*) (*) 050.5153.-- (2x)	097.P800.00 097.P100.00 097.P200.00 of-ou-or-oder 097.0489.00
068.8736.00 050.5153.-- (2x)	097.P800.00 097.P100.00 097.P200.00 of-ou-or-oder 097.0489.00
068.8731.00+(*) or 068.8741.00+(*) (*) 068.5920.-- (2x)	097.P800.00 097.P100.00 097.P200.00 of-ou-or-oder 097.0489.00
068.8736.00 068.5920.-- (2x)	097.P800.00 097.P100.00 097.P200.00 of-ou-or-oder 097.0489.00
068.8779.00 068.8906.04 060.8715/16.00	097.0009.00
068.8905.00 068.8906.04 (2x) 060.8715/16.00	097.0008.00
060.8723 or 8746.00 060.8724.00 060.8715/16.00	---

D0005790

CS 77

Z-PROFIEL
PROFILE-Z
Z-PROFILE
Z-PROFIL

	A dm²/m	P dm²/m	Lm	Ix cm⁴	Wx cm³	ax mm	Iy cm⁴	Wy cm³	ay mm	
008.3451.XX	39.93	15.9	7.00	32.629	9.478	34.43	28.362	5.559	50.98	X Y Y X 0

008.3451.XX

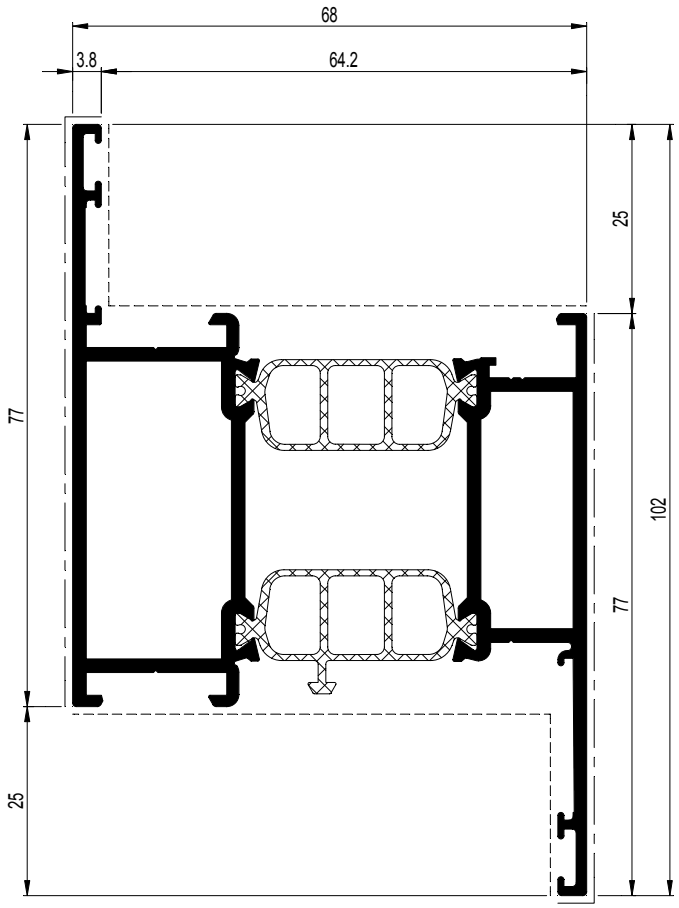

008.3451.XX	
068.7854.00 068.7855.00	095.30PN.00 of-ou-or-oder 095.B500.00
068.8842.00	097.O800.00 097.P100.00 097.P200.00 of-ou-or-oder 097.0488.00
068.7854.00 068.7855.00 050.5153.-- (2x) 068.5938.-- (2x)	097.O800.00 097.P100.00 097.P200.00 of-ou-or-oder 097.0488.00
068.7854.00 068.7855.00 068.5920.-- (2x) 068.5938.-- (2x)	097.O800.00 097.P100.00 097.P200.00 of-ou-or-oder 097.0488.00
068.8732.00+(*) or 068.8742.00+(*) (*) 050.5153.-- (2x)	097.P800.00 097.P100.00 097.P200.00 of-ou-or-oder 097.0489.00
068.8737.00 050.5153.-- (2x)	097.P800.00 097.P100.00 097.P200.00 of-ou-or-oder 097.0489.00
068.8732.00+(*) or 068.8742.00+(*) (*) 068.5920.-- (2x)	097.P800.00 097.P100.00 097.P200.00 of-ou-or-oder 097.0489.00
068.8737.00 068.5920.-- (2x)	097.P800.00 097.P100.00 097.P200.00 of-ou-or-oder 097.0489.00
068.8779.00 068.8906.04 (2x) 060.8715/16.00	097.0009.00
068.8905.00 068.8906.04 (4x) 060.8715/16.00	097.0008.00
060.8723 or 8746.00 060.8724.00 060.8715/16.00	---

D0005791

CS 77

Z-PROFIEL
PROFILE-Z
Z-PROFILE
Z-PROFIL

	A dm²/m	P dm²/m	Lm	Ix cm⁴	Wx cm³	ax mm	Iy cm⁴	Wy cm³	ay mm	
008.3444.XX	42.53	18.5	7.00	37.381	10.951	34.13	45.519	7.913	57.47	X Y Y X 0

008.3444.XX

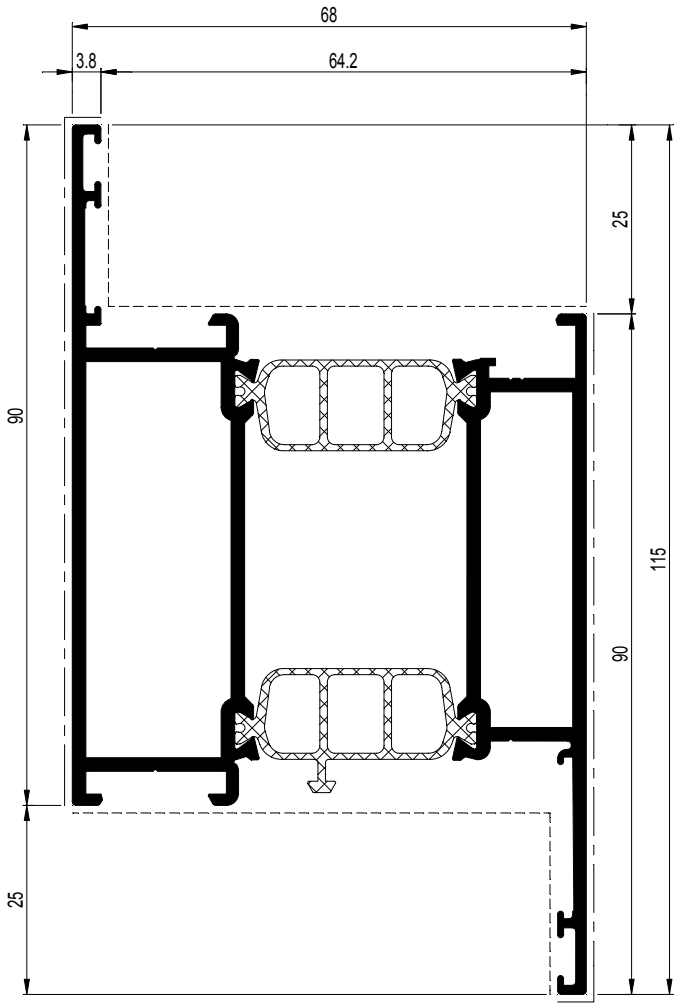

008.3444.XX	
068.7856.00 068.7857.00	095.30PN.00 of-ou-or-oder 095.B500.00
068.8843.00	097.O800.00 097.P100.00 097.P200.00 of-ou-or-oder 097.0488.00
068.7856.00 068.7857.00 050.5153.-- (2x) 068.5938.-- (2x)	097.O800.00 097.P100.00 097.P200.00 of-ou-or-oder 097.0488.00
068.7856.00 068.7857.00 068.5920.-- (2x) 068.5938.-- (2x)	097.O800.00 097.P100.00 097.P200.00 of-ou-or-oder 097.0488.00
068.8733.00+(*) or 068.8743.00+(*) (*) 050.5153.-- (2x)	097.P800.00 097.P100.00 097.P200.00 of-ou-or-oder 097.0489.00
068.8738.00 050.5153.-- (2x)	097.P800.00 097.P100.00 097.P200.00 of-ou-or-oder 097.0489.00
068.8733.00+(*) or 068.8743.00+(*) (*) 068.5920.-- (2x)	097.P800.00 097.P100.00 097.P200.00 of-ou-or-oder 097.0489.00
068.8738.00 068.5920.-- (2x)	097.P800.00 097.P100.00 097.P200.00 of-ou-or-oder 097.0489.00
060.8723.-- or 060.8746.00 060.8724.00	---

D0006679

CS 77

Z-PROFIEL VERBORGEN ONTWATERING
PROFILE-Z DRAINAGE CACHE
Z-PROFILE HIDDEN DRAINAGE
Z-PROFIL VERDECKTER ENTWAESSERUNG

REYNAERS aluminium

	A dm²/m	P dm²/m	Lm	Ix cm⁴	Wx cm³	ax mm	Iy cm⁴	Wy cm³	ay mm	X Y
008.0541.XX	38.23	14.2	7.00	25.312	6.765	30.58	23.248	4.801	40.58	

008.0541.XX

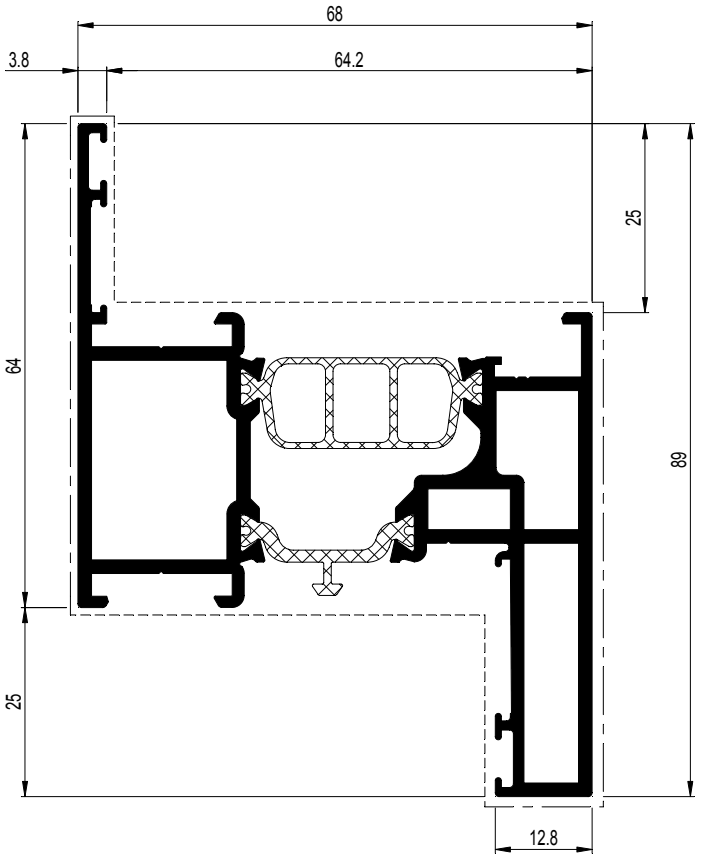

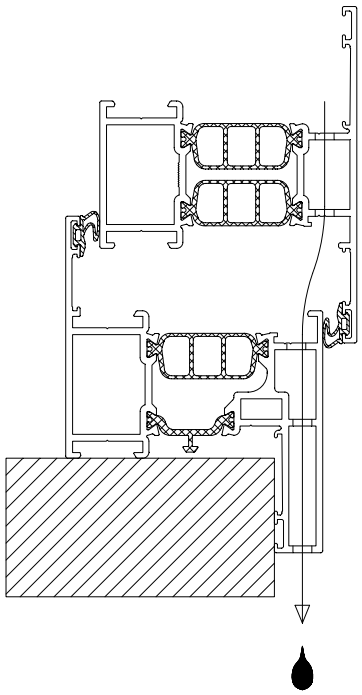

	008.0541.XX	
	068.7851.00 068.7952.00	095.B500.00
	068.7851.00 068.7952.00 050.5153.-- (2x) 068.5938.-- (2x)	097.0488.00
	068.7851.00 068.7952.00 068.5920.-- (2x) 068.5938.-- (2x)	097.0488.00
	068.8731.00 + (*) or 068.8741.00 + (*) (*) 050.5153.-- (2x)	097.0489.00
	068.8736.00 050.5153.-- (2x)	097.0489.00
	068.8731.00 + (*) or 068.8741.00 + (*) 068.5920.-- (2x)	097.0489.00
	068.8736.00 068.5920.-- (2x)	097.0489.00

D0078029

CS 77

VERBREDINGSPROFIEL
PROFILE D'ELARGISSEMENT
ENLARGING PROFILE
VERBREITERUNGSPROFIL

	A dm²/m	P dm²/m	Lm	Ix cm⁴	Wx cm³	ax mm	Iy cm⁴	Wy cm³	ay mm
008.3893.XX	24.64	7.9	7.00	19.914	5.665	35.15	5.550	2.846	19.50
008.3896.XX	22.04	5.3	7.00	11.467	3.183	36.02	1.522	1.170	13.00

008.3896.XX

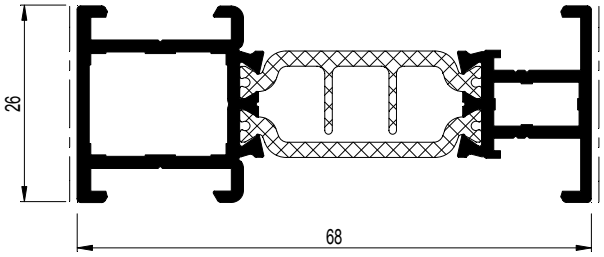

008.3893.XX

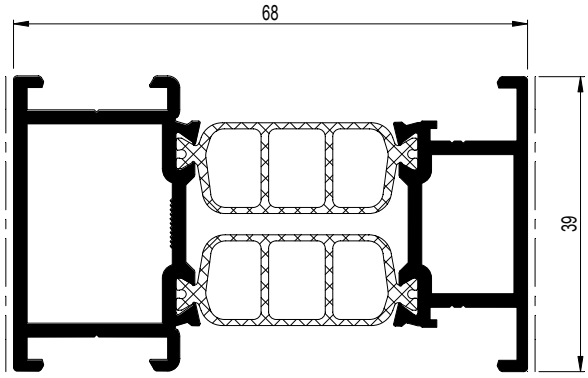

008.3893.XX	
068.7952.00 068.7853.00	095.30PN.00 of-ou-or-oder 095.B500.00
068.8841.00	097.O800.00 097.P100.00 097.P200.00 of-ou-or-oder 097.0411.00
068.7952.00 068.7853.00 050.5153.-- (2x) 068.5938.-- (2x)	097.O800.00 097.P100.00 097.P200.00 of-ou-or-oder 097.0411.00
068.7952.00 068.7853.00 068.5920.-- (2x) 068.5938.-- (2x)	097.O800.00 097.P100.00 097.P200.00 of-ou-or-oder 097.0411.00
068.8731.00+(*) or 068.8741.00+(*) (*) 050.5153.-- (2x)	097.P800.00 097.P100.00 097.P200.00 of-ou-or-oder 097.0410.00
068.8736.00 050.5153.-- (2x)	097.P800.00 097.P100.00 097.P200.00 of-ou-or-oder 097.0410.00
068.8731.00+(*) or 068.8741.00+(*) (*) 068.5920.-- (2x)	097.P800.00 097.P100.00 097.P200.00 of-ou-or-oder 097.0410.00
068.8736.00 068.5920.-- (2x)	097.P800.00 097.P100.00 097.P200.00 of-ou-or-oder 097.0410.00
068.8779.00 068.8906.04	097.0009.00
068.8905.00 068.8906.04 (2x)	097.0008.00

008.3896.XX	
068.7850.00 068.7851.00	095.30PN.00 of-ou-or-oder 095.B500.00
068.8840.00	097.O800.00 097.O900.00 097.P000.00 of-ou-or-oder 097.F800.00 of-ou-or-oder 097.0411.00
068.7850.00 068.7851.00 050.5153.-- (2x) 068.5938.-- (2x)	097.O800.00 097.O900.00 097.P000.00 of-ou-or-oder 097.F800.00 of-ou-or-oder 097.0411.00
068.7850.00 068.7851.00 068.5920.-- (2x) 068.5938.-- (2x)	097.O800.00 097.O900.00 097.P000.00 of-ou-or-oder 097.F800.00 of-ou-or-oder 097.0411.00
068.8730.00+(*) or 068.8740.00+(*) (*) 050.5153.--	097.P800.00 097.O900.00 097.P000.00 of-ou-or-oder 097.F800.00 of-ou-or-oder 097.0410.00
068.8735.00 050.5153.--	097.P800.00 097.O900.00 097.P000.00 of-ou-or-oder 097.F800.00 of-ou-or-oder 097.0410.00
068.8730.00+(*) or 068.8740.00+(*) (*) 068.5920.--	097.P800.00 097.O900.00 097.P000.00 of-ou-or-oder 097.F800.00 of-ou-or-oder 097.0410.00
068.8735.00 068.5920.--	097.P800.00 097.O900.00 097.P000.00 of-ou-or-oder 097.F800.00 of-ou-or-oder 097.0410.00
068.8779.00	097.0009.00
068.8905.00	097.0008.00

D0005795

CS 77

VERBREDINGSPROFIEL
PROFILE D'ELARGISSEMENT
ENLARGING PROFILE
VERBREITERUNGSPROFIL

	A dm²/m	P dm²/m	Lm	Ix cm⁴	Wx cm³	ax mm	Iy cm⁴	Wy cm³	ay mm
008.3894.XX	29.84	13.1	7.00	29.429	8.597	34.23	24.888	7.658	32.50
008.3897.XX	27.48	10.5	7.00	24.687	7.131	34.62	13.158	5.061	26.00

X
Y — Y
X 0

008.3897.XX

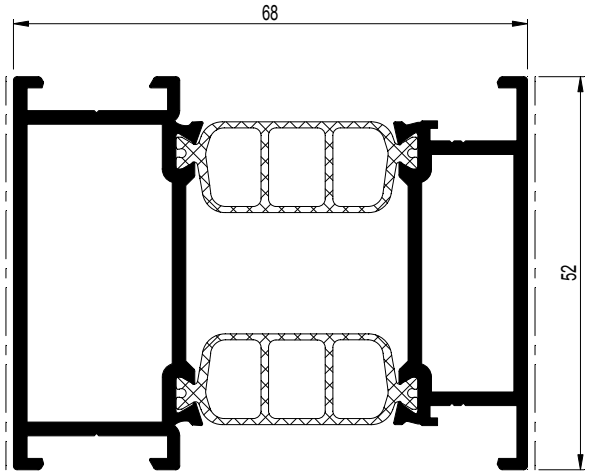

008.3894.XX	
068.7856.00 068.7857.00	095.30PN.00 of-ou-or-oder 095.B500.00
068.8843.00	097.O800.00 097.P100.00 097.P200.00 of-ou-or-oder 097.0411.00
068.7856.00 068.7857.00 050.5153.-- (2x) 068.5938.-- (2x)	097.O800.00 097.P100.00 097.P200.00 of-ou-or-oder 097.0411.00
068.7856.00 068.7857.00 068.5920.-- (2x) 068.5938.-- (2x)	097.O800.00 097.P100.00 097.P200.00 of-ou-or-oder 097.0411.00
068.8733.00+(*) or 068.8743.00+(*) (*) 050.5153.-- (2x)	097.P800.00 097.P100.00 097.P200.00 of-ou-or-oder 097.0410.00
068.8738.00 050.5153.-- (2x)	097.P800.00 097.P100.00 097.P200.00 of-ou-or-oder 097.0410.00
068.8733.00+(*) or 068.8743.00+(*) (*) 068.5920.-- (2x)	097.P800.00 097.P100.00 097.P200.00 of-ou-or-oder 097.0410.00
068.8738.00 068.5920.-- (2x)	097.P800.00 097.P100.00 097.P200.00 of-ou-or-oder 097.0410.00
068.8779.00 068.8906.04 (3x)	097.0009.00
068.8905.00 068.8906.04 (6x)	097.0008.00

008.3897.XX	
068.7854.00 068.7855.00	095.30PN.00 of-ou-or-oder 095.B500.00
068.8842.00	097.O800.00 097.P100.00 097.P200.00 of-ou-or-oder 097.0411.00
068.7854.00 068.7855.00 050.5153.-- (2x) 068.5938.-- (2x)	097.O800.00 097.P100.00 097.P200.00 of-ou-or-oder 097.0411.00
068.7854.00 068.7855.00 068.5920.-- (2x) 068.5938.-- (2x)	097.O800.00 097.P100.00 097.P200.00 of-ou-or-oder 097.0411.00
068.8732.00+(*) or 068.8742.00+(*) (*) 050.5153.-- (2x)	097.P800.00 097.P100.00 097.P200.00 of-ou-or-oder 097.0410.00
068.8737.00 050.5153.-- (2x)	097.P800.00 097.P100.00 097.P200.00 of-ou-or-oder 097.0410.00
068.8732.00+(*) or 068.8742.00+(*) (*) 068.5920.-- (2x)	097.P800.00 097.P100.00 097.P200.00 of-ou-or-oder 097.0410.00
068.8737.00 068.5920.-- (2x)	097.P800.00 097.P100.00 097.P200.00 of-ou-or-oder 097.0410.00
068.8779.00 068.8906.04 (2x)	097.0009.00
068.8905.00 068.8906.04 (4x)	097.0008.00

008.3894.XX

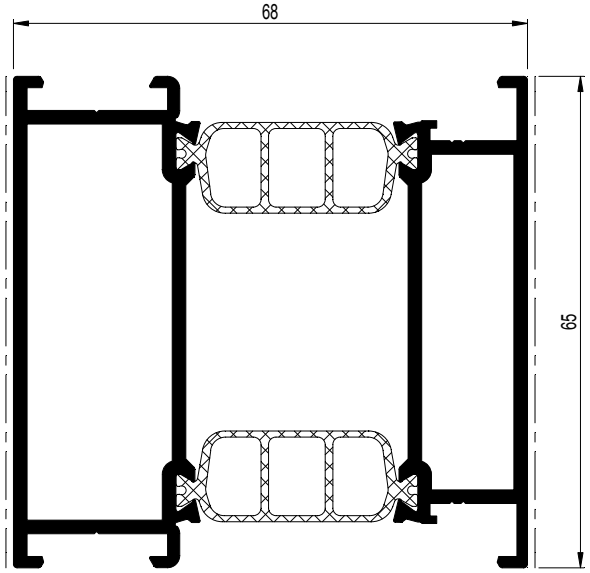

D0005796

CS 77

GLASLAT RAAM EN DEUR
PARCLOSE FENETRE ET PORTE
GLAZING BEAD WINDOW AND DOOR
GLASLEISTE FENSTER UND TUER

	A dm²/m	P dm²/m	Lm	Ix cm⁴	Wx cm³	ax mm	Iy cm⁴	Wy cm³	ay mm
030.3606.XX	12.37	3.4	7.00	0.277	0.198	13.99	0.919	0.612	14.14
030.3607.XX	15.11	3.7	7.00	0.333	0.255	13.08	0.895	0.581	15.39
030.3608.XX	15.10	4.0	7.00	0.431	0.354	12.15	0.914	0.560	16.34
030.3609.XX	15.56	4.3	7.00	0.544	0.483	11.26	0.967	0.572	16.89
030.3610.XX	16.19	4.6	7.00	0.691	0.646	10.70	1.022	0.590	17.32
030.3611.XX	16.93	4.9	7.00	0.875	0.690	12.67	1.076	0.609	17.69
030.3612.XX	18.97	5.2	7.00	0.995	0.670	14.85	1.148	0.620	18.53
030.3613.XX	19.57	5.5	7.00	1.192	0.696	17.13	1.184	0.629	18.81
030.3614.XX	20.17	5.8	7.00	1.431	0.739	19.37	1.217	0.638	19.07
030.3615.XX	20.86	6.1	7.00	1.750	0.821	21.31	1.252	0.647	19.35
030.3616.XX	21.65	6.4	7.00	2.197	0.962	22.85	1.313	0.666	19.70
030.3644.XX	10.24	2.8	7.00	0.291	0.213	13.64	0.560	0.299	9.46
030.3645.XX	10.80	3.1	7.00	0.293	0.213	13.79	0.737	0.423	10.79

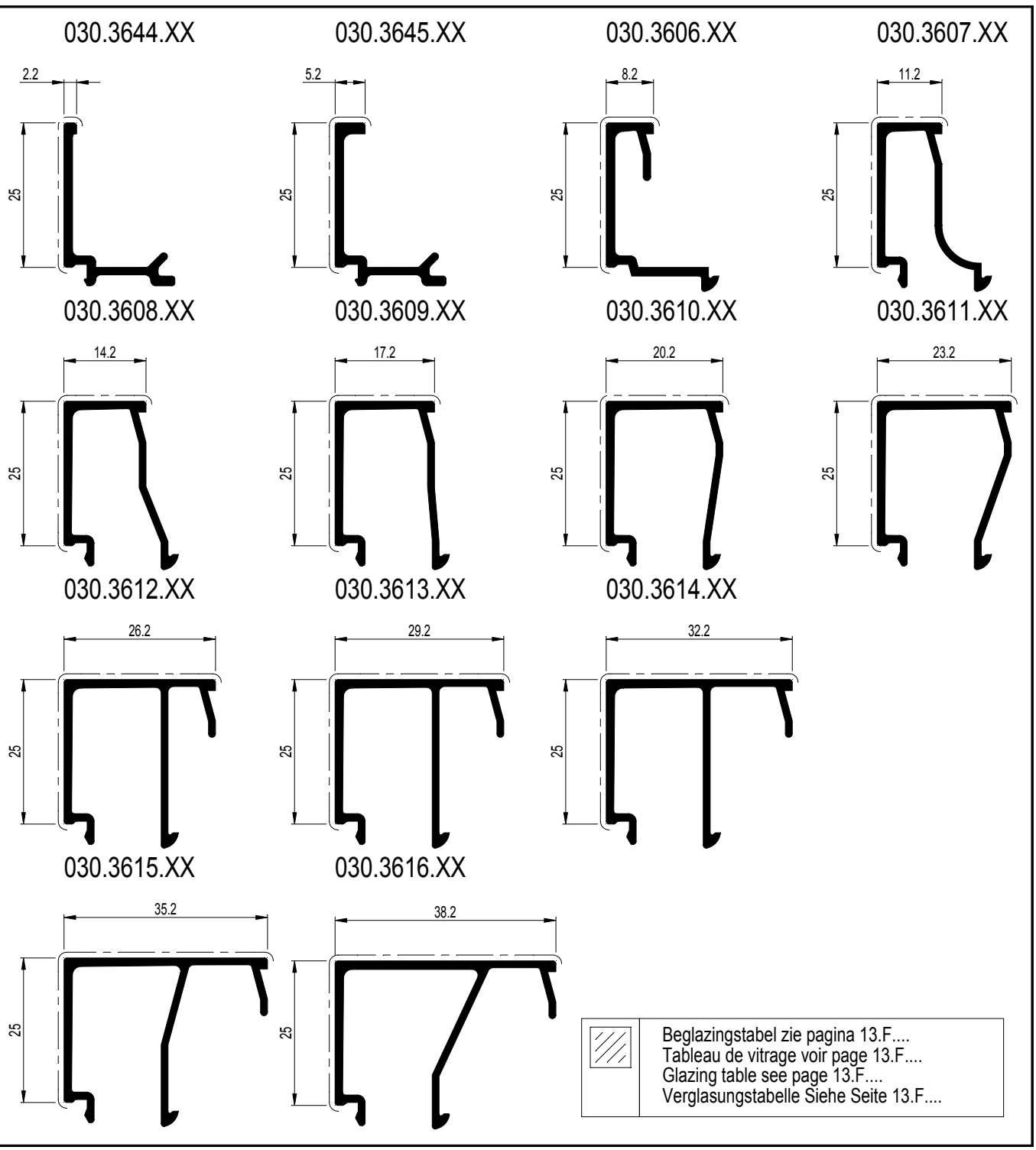

Beglazingstabel zie pagina 13.F....
Tableau de vitrage voir page 13.F....
Glazing table see page 13.F....
Verglasungstabelle Siehe Seite 13.F....

D0005798

CS 77

GLASLAT RAAM EN DEUR
PARCLOSE FENETRE ET PORTE
GLAZING BEAD WINDOW AND DOOR
GLASLEISTE FENSTER UND TUER

	A dm²/m	P dm²/m	Lm	Ix cm⁴	Wx cm³	ax mm	Iy cm⁴	Wy cm³	ay mm
030.3617.XX	22.41	6.7	7.00	2.617	1.057	24.77	1.347	0.676	19.94
030.3618.XX	23.27	7.0	7.00	3.098	1.164	26.63	1.397	0.686	20.37

030.3617.XX

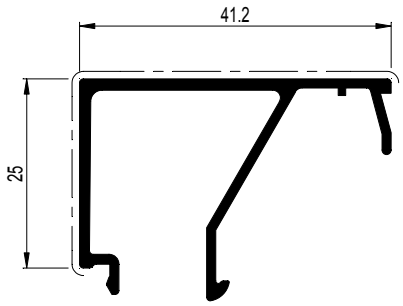

030.3618.XX

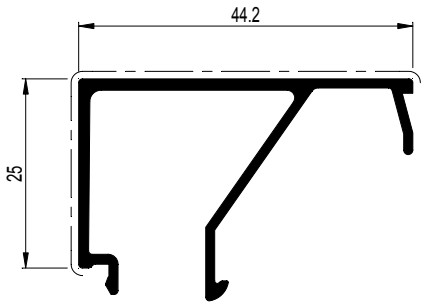

Beglazingstabel zie pagina 13.F....
Tableau de vitrage voir page 13.F....
Glazing table see page 13.F....
Verglasungstabelle Siehe Seite 13.F....

D0079346

CS 77

GLASLAT VLEUGEL
PARCLOSE OUVRANT
GLAZING BEAD VENT
GLASLEISTE FLUEGEL

	A dm²/m	P dm²/m	Lm	Ix cm⁴	Wx cm³	ax mm	Iy cm⁴	Wy cm³	ay mm
030.3621.XX	11.36	2.8	7.00	0.755	0.385	19.61	0.578	0.301	9.95
030.3626.XX	15.97	4.3	7.00	0.847	0.451	18.80	1.276	0.870	14.67
030.3627.XX	18.71	4.6	7.00	1.004	0.571	17.57	1.226	0.778	15.76
030.3628.XX	18.71	4.9	7.00	1.230	0.748	16.44	1.186	0.705	11.96
030.3629.XX	19.16	5.2	7.00	1.394	0.872	15.98	1.292	0.761	16.96
030.3630.XX	19.79	5.5	7.00	1.648	1.067	15.45	1.347	0.778	17.31
030.3631.XX	20.53	5.8	7.00	1.952	1.120	17.43	1.401	0.796	17.61
030.3632.XX	22.57	6.1	7.00	2.192	1.134	19.33	1.478	0.806	18.34
030.3633.XX	23.17	6.4	7.00	2.478	1.146	21.62	1.515	0.815	18.58
030.3634.XX	23.77	6.7	7.00	1.550	0.824	18.81	2.816	1.180	17.33
030.3635.XX	24.46	7.0	7.00	3.271	1.265	25.86	1.586	0.833	19.04
030.3636.XX	25.22	7.3	7.00	3.796	1.368	27.75	1.626	0.842	19.30
030.3664.XX	15.46	3.7	7.00	0.823	0.431	19.10	1.139	0.716	12.29
030.3665.XX	16.08	4.0	7.00	0.848	0.454	18.65	1.235	0.802	12.81



CS 77

GLASLAT VLEUGEL
PARCLOSE OUVRANT
GLAZING BEAD VENT
GLASLEISTE FLUEGEL

	A dm²/m	P dm²/m	Lm	Ix cm⁴	Wx cm³	ax mm	Iy cm⁴	Wy cm³	ay mm
030.3637.XX	26.53	7.6	7.00	4.296	1.417	30.31	1.604	0.818	19.62
030.3638.XX	27.13	7.9	7.00	4.885	1.505	32.47	1.635	0.826	19.81
030.3639.XX	27.73	8.2	7.00	5.541	1.602	34.59	1.665	0.833	19.99

030.3637.XX

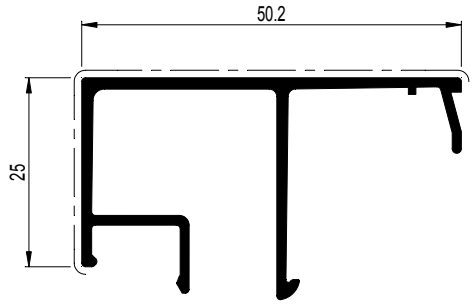

030.3638.XX

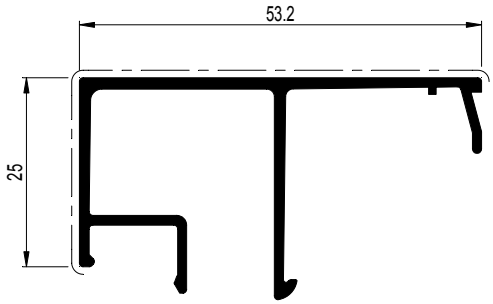

030.3639.XX

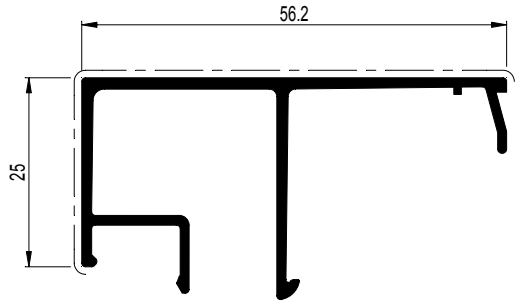

Beglazingstabel zie pagina 13.F....
Tableau de vitrage voir page 13.F....
Glazing table see page 13.F....
Verglasungstabelle Siehe Seite 13.F....

D0079377

CS 77

GLASLAT RAAM NAAR BUITENDRAAIEND
PARCLOSE FENETRE OUVRANT VERS L'EXTERIEUR
GLAZING BEAD WINDOW OUTWARD OPENING
GLASLEISTE FENSTER NACH AUSSEN OEFFNEND

	A dm²/m	P dm²/m	Lm	Ix cm⁴	Wx cm³	ax mm	Iy cm⁴	Wy cm³	ay mm
030.3195.XX	12.52	2.9	7.00	0.775	0.387	20.02	0.691	0.377	10.86
030.3196.XX	13.08	3.1	7.00	0.778	0.387	20.13	0.755	0.423	11.33
030.3197.XX	16.26	4.0	7.00	0.792	0.409	19.34	1.209	0.818	14.39
030.3198.XX	18.06	4.9	7.00	1.067	0.616	17.32	1.435	0.911	15.74
030.3199.XX	19.86	5.8	7.00	1.740	0.936	18.60	1.620	0.961	16.85
030.3200.XX	10.77	2.9	7.00	0.632	0.362	11.70	0.273	0.191	5.17
030.3895.XX	9.95	2.9	7.00	0.063	0.064	2.91	0.722	0.420	16.11
030.3896.XX	10.51	3.1	7.00	0.065	0.066	3.02	0.776	0.465	16.69
030.3898.XX	15.47	4.9	7.00	0.656	0.440	8.29	1.309	0.605	21.65
030.3899.XX	17.28	5.8	7.00	1.500	0.726	11.53	1.445	0.634	22.80

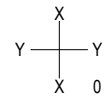

030.3195.XX

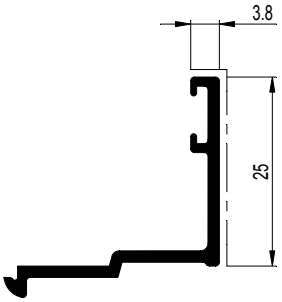

030.3198.XX

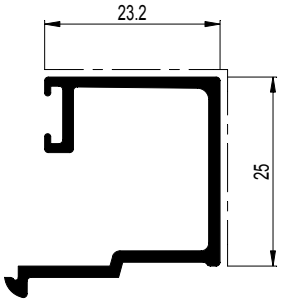

030.3895.XX

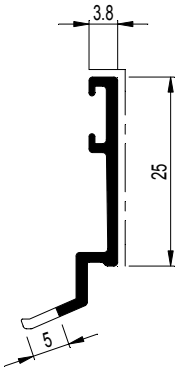

030.3899.XX

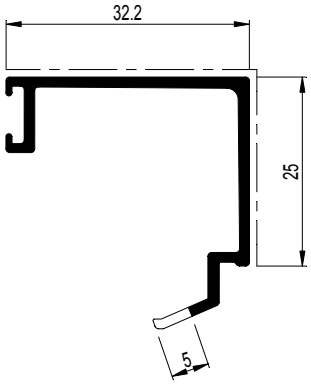

030.3196.XX

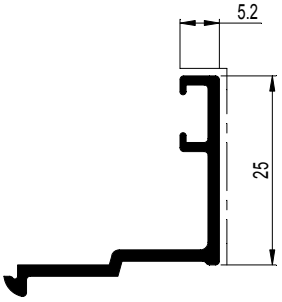

030.3199.XX

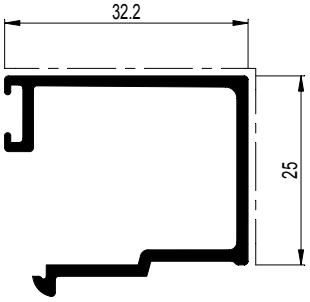

030.3896.XX

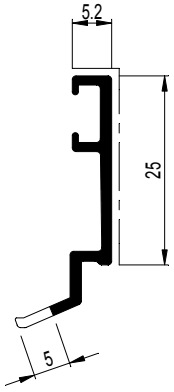

030.3898.XX

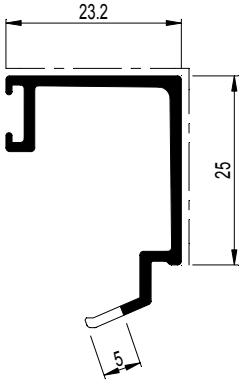

030.3197.XX

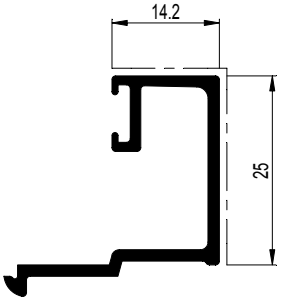

030.3200.XX

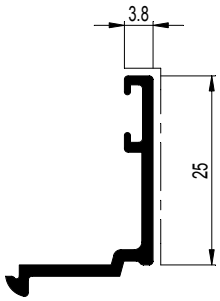

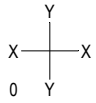

Beglazingstabel zie pagina 13.F. ...
Tableau de vitrage voir page 13.F. ...
Glazing table see page 13.F. ...
Verglasungstabelle Siehe Seite 13.F. ...

D0005800

CS 77

GLASLAT BUITENKADER
PARCLOSE DORMANT
GLAZING BEAD OUTER FRAME
GLASLEISTE BLENDRAHMEN

	A dm²/m	P dm²/m	Lm	Ix cm⁴	Wx cm³	ax mm	Iy cm⁴	Wy cm³	ay mm
001.0549.XX	11.75	2.9	7.00	0.766	0.409	10.79	0.259	0.208	5.11
030.0190.XX	10.27	2.9	7.00	0.093	0.100	9.32	0.721	0.414	15.88

030.0190.XX

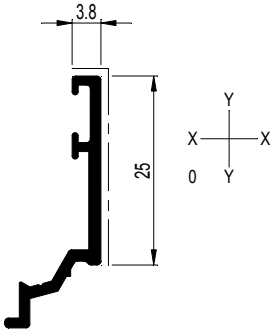

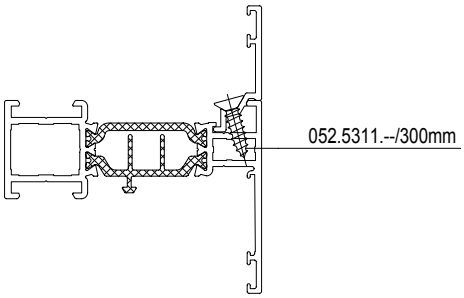

001.0549.XX

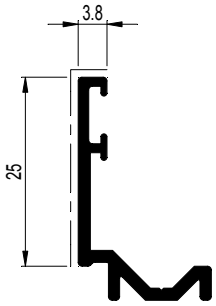

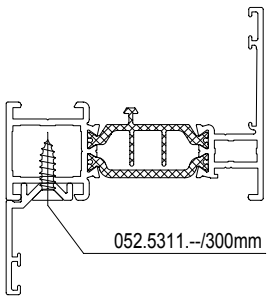

D0005879

CS 77

KOPPELPROFIEL ALGEMEEN
PROFILE DE RACCORDEMENT GENERAL
CONNECTION PROFILE GENERAL
KOPPLUNGSPROFIL ALLGEMEIN

	A dm²/m	P dm²/m	Lm	Ix cm⁴	Wx cm³	ax mm	Iy cm⁴	Wy cm³	ay mm
030.0138.00	-	-	7.00	-	-	-	-	-	-
030.0139.00	-	-	7.00	0.202	0.236	8.56	0.072	0.124	5.23

030.0138.00

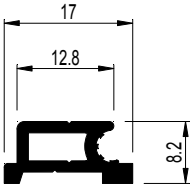

030.0139.00

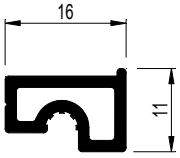

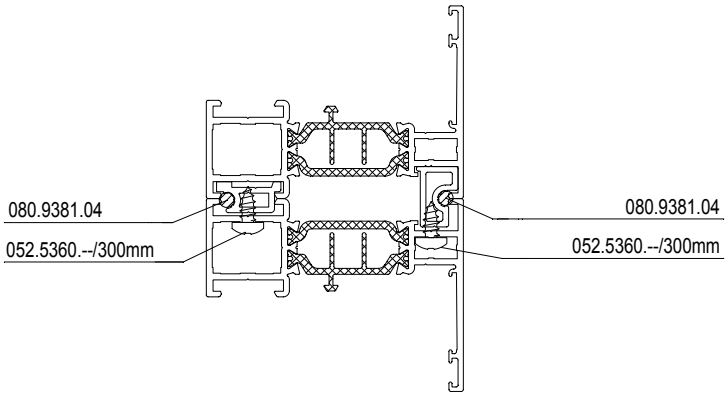

D0005801

CS 77

KOPPELPROFIEL ALGEMEEN
PROFILE DE RACCORDEMENT GENERAL
CONNECTION PROFILE GENERAL
KOPPLUNGSPROFIL ALLGEMEIN

	A dm²/m	P dm²/m	Lm	Ix cm⁴	Wx cm³	ax mm	Iy cm⁴	Wy cm³	ay mm
005.1837.XX	27.99	14.0	7.00	58.021	9.617	57.47	2.681	2.029	13.21
008.3895.XX	18.66	4.1	7.00	12.418	3.652	34.00	1.271	0.998	12.75

008.3895.XX

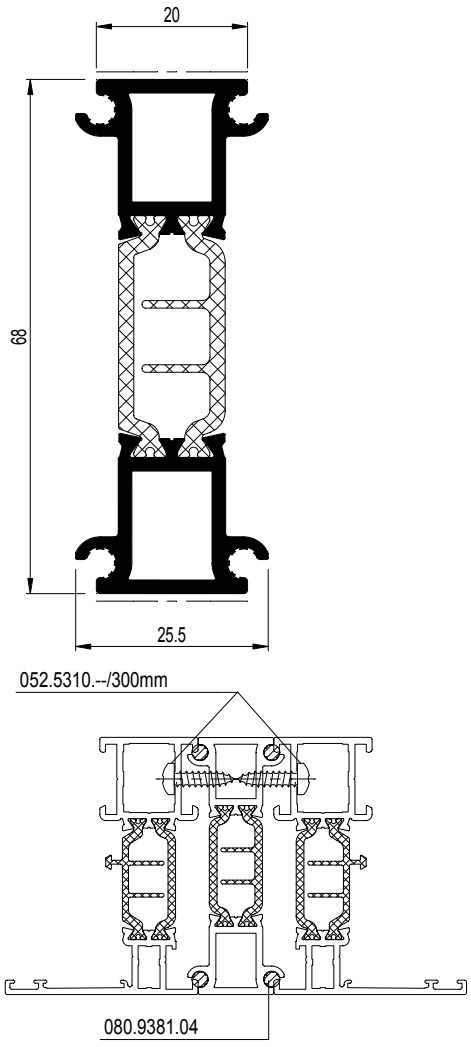

005.1837.XX

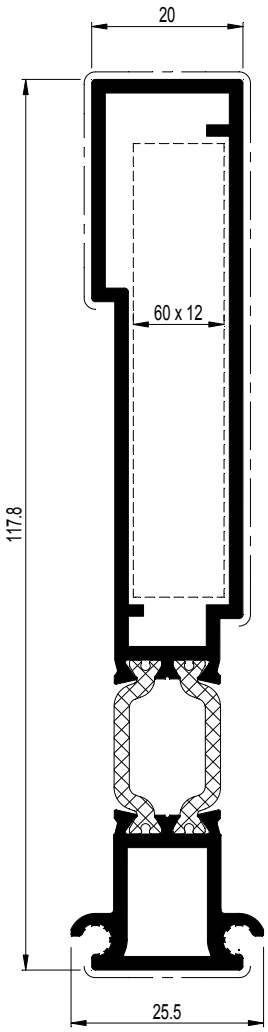

005.1837.XX + Alu 60x12 : Ix = 79.621
005.1837.XX + St 60x12 : Ix = 122.821

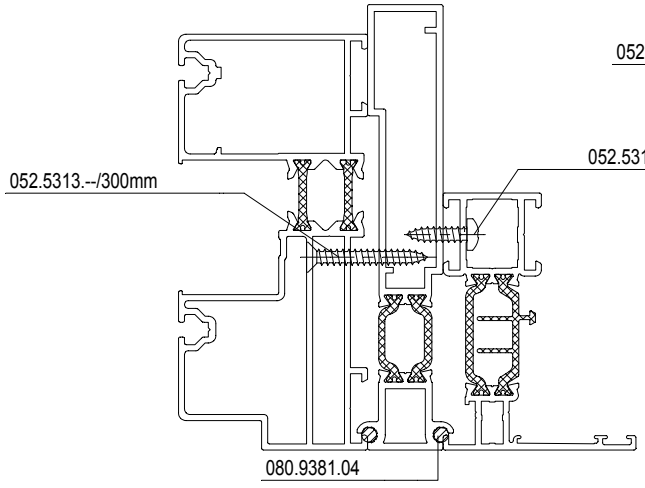

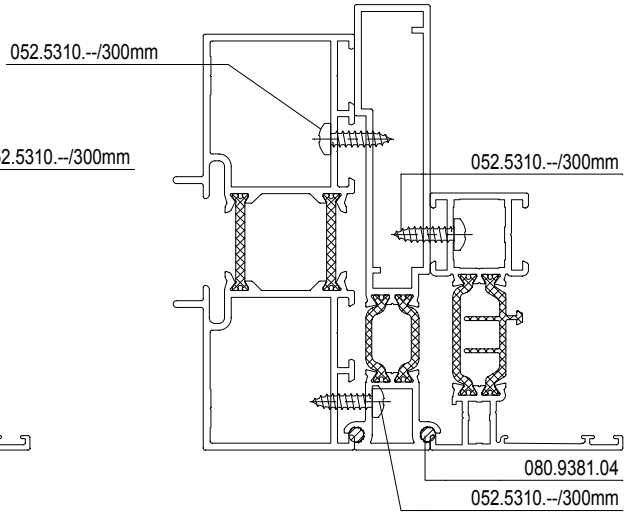

D0005802

CS 77

KOPPELPROFIEL ALGEMEEN
PROFILE DE RACCORDEMENT GENERAL
CONNECTION PROFILE GENERAL
KOPPLUNGSPROFIL ALLGEMEIN

	A dm²/m	P dm²/m	Lm	Ix cm⁴	Wx cm³	ax mm	Iy cm⁴	Wy cm³	ay mm
005.1848.XX	32.07	22.3	7.00	90.907	12.933	67.91	3.681	2.891	12.73
006.0371.XX	36.54	23.6	7.00	120.097	15.082	75.37	4.145	3.255	12.73

005.1848.XX

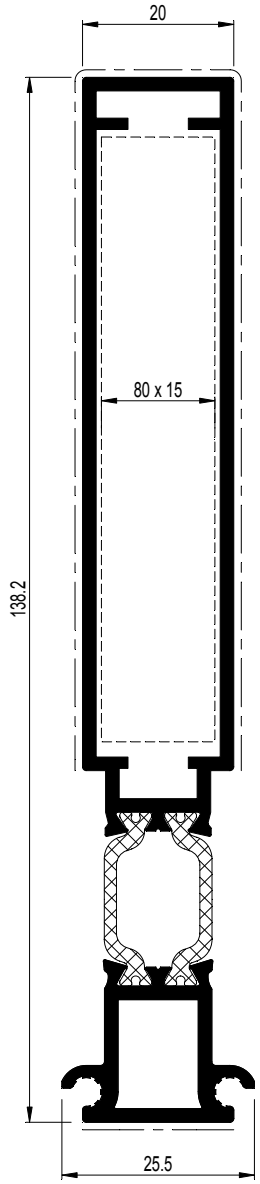

005.1848.XX + Alu 80x15 : Ix = 142.107
005.1848.XX + St 80x15 : Ix = 244.507

006.0371.XX + Alu 100x15 : Ix = 220.097
006.0371.XX + St 100x15 : Ix = 420.097

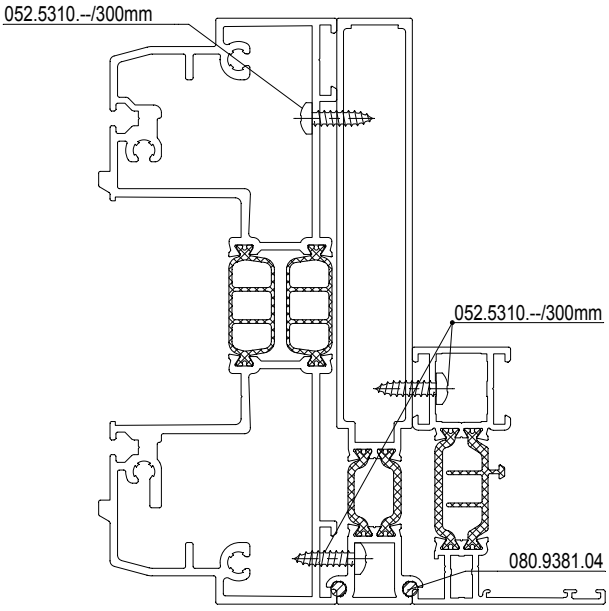

006.0371.XX

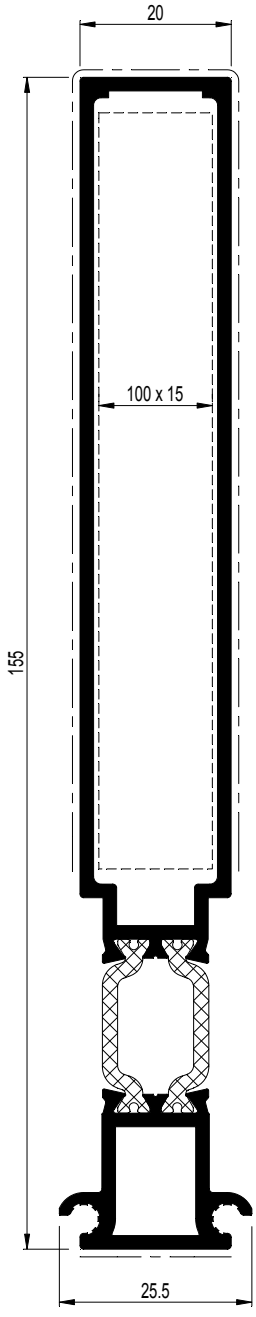

D0005803

CS 77

KOPPELPROFIEL ALGEMEEN
PROFILE DE RACCORDEMENT GENERAL
CONNECTION PROFILE GENERAL
KOPPLUNGSPROFIL ALLGEMEIN

	A dm²/m	P dm²/m	Lm	Ix cm⁴	Wx cm³	ax mm	Iy cm⁴	Wy cm³	ay mm
006.1971.XX	32.16	22.6	7.00	78.845	11.472	61.27	3.692	2.899	12.73
006.1972.XX	32.16	22.6	7.00	90.480	12.727	67.91	3.692	2.899	12.73

006.1971.XX

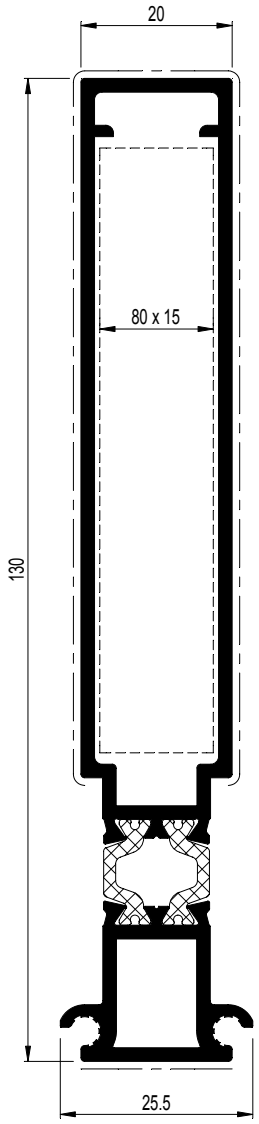

006.1972.XX

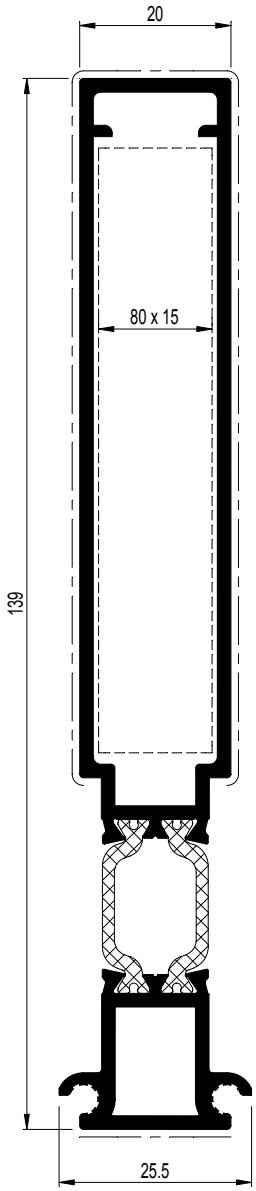

006.1971.XX + Alu 80x15 : Ix = 130.045
006.1971.XX + St 80x15 : Ix = 232.445

006.1972.XX + Alu 80x15 : Ix = 141.68
006.1972.XX + St 80x15 : Ix = 244.08

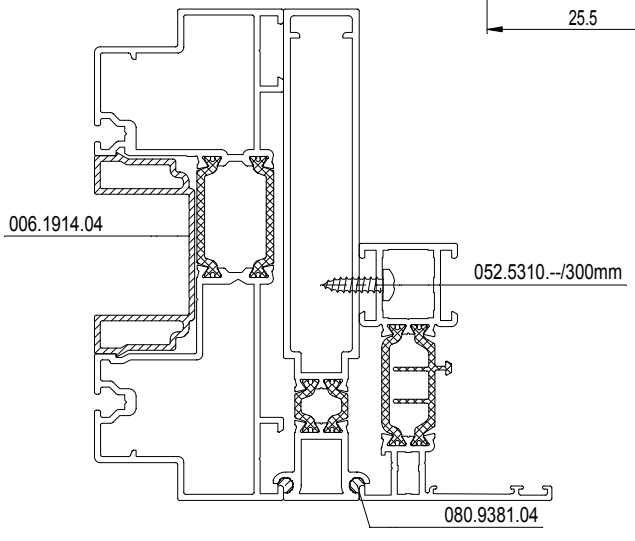

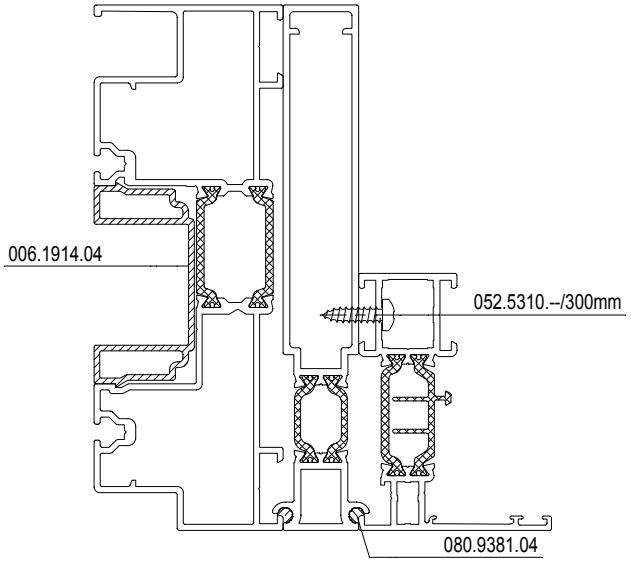

D0076203

CS 77

KOPPELPROFIEL DILATATIE NAAR BINNENDRAAIEND
PROFILE DE RACCORDEMENT DILATATION OUVRANT VERS L'INT.
CONNECTION PROFILE EXPANSION INWARD OPENING
KOPPLUNGSPROFIL DILATATION NACH INNEN OEFFNEND

	A dm²/m	P dm²/m	Lm	Ix cm⁴	Wx cm³	ax mm	Iy cm⁴	Wy cm³	ay mm
008.0180.XX	30.36	2.6	7.00	1.893	1.113	12.02	11.877	3.376	35.18
008.3880.XX	32.37	8.2	7.00	17.315	4.918	32.79	4.936	1.405	15.88

008.0180.XX

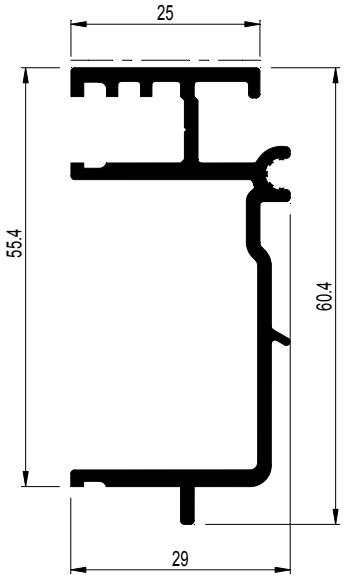

008.3880.XX

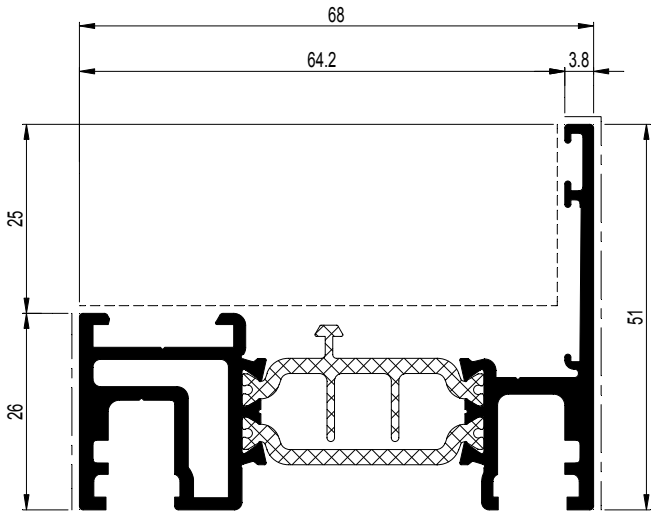

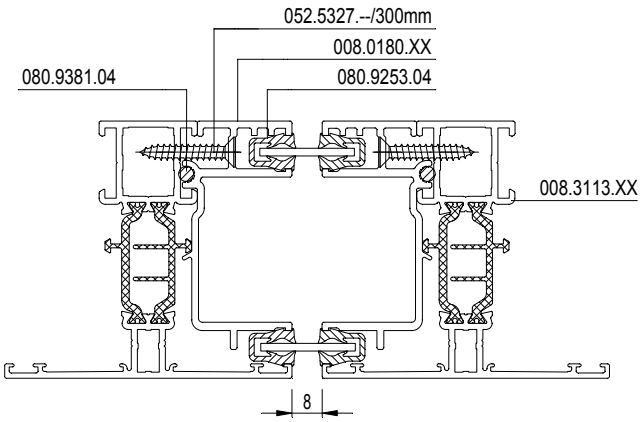

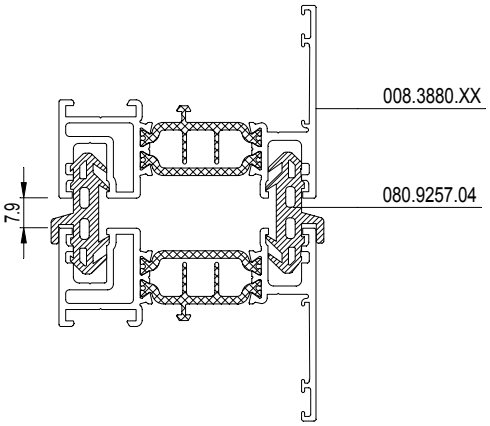

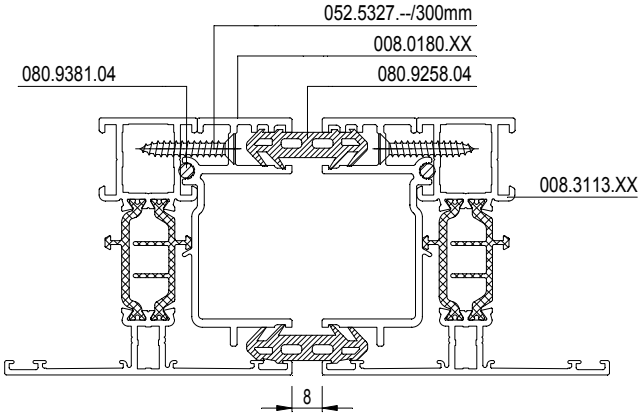

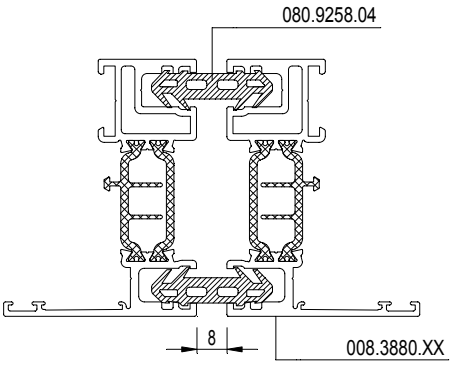

D0005804

CS 77

KOPPELPROFIEL DILATATIE NAAR BUITENDRAAIEND
PROFILE DE RACCORDEMENT DILATATION OUVRANT VERS L'EXT.
CONNECTION PROFILE EXPANSION OUTWARD OPENING
KOPPLUNGSPROFIL DILATATION NACH AUSSEN OEFFNEND

	A dm²/m	P dm²/m	Lm	Ix cm⁴	Wx cm³	ax mm	Iy cm⁴	Wy cm³	ay mm	
008.3480.XX	32.87	8.2	7.00	16.175	3.985	40.59	4.948	1.410	15.90	X Y Y X 0

008.3480.XX

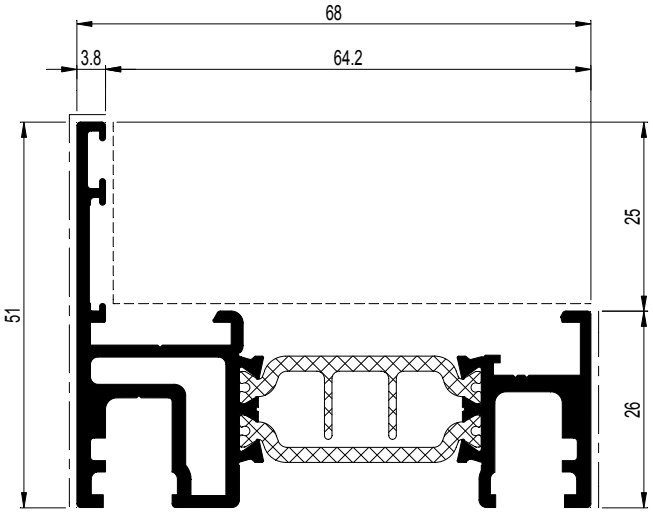

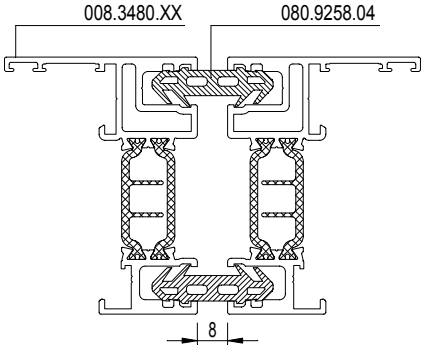

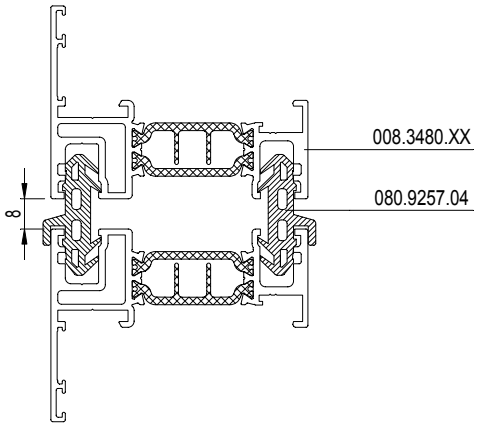

D0005806

CS 77

DILATATIEPROFIEL
PROFILE DE DILATATION
EXPANSION PROFILE
AUSDEHNUNGSPROFIL

	A dm²/m	P dm²/m	Lm	Ix cm⁴	Wx cm³	ax mm	Iy cm⁴	Wy cm³	ay mm
008.0185.XX	42.71	13.4	7.00	32.059	8.957	32.21	19.223	4.039	29.41
008.3881.XX	47.10	14.4	7.00	60.913	9.311	65.42	6.803	1.790	13.00

008.0185.XX

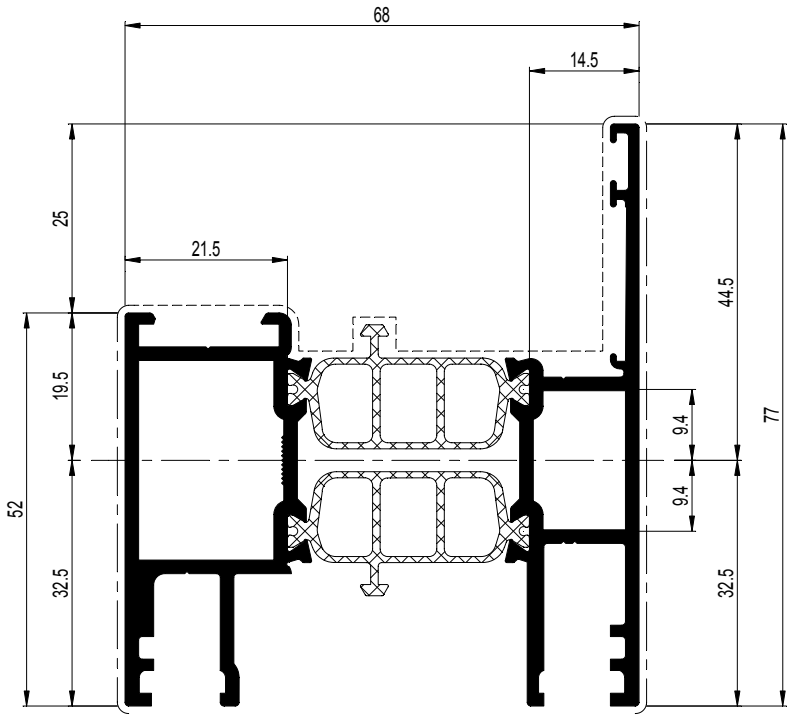

008.3881.XX

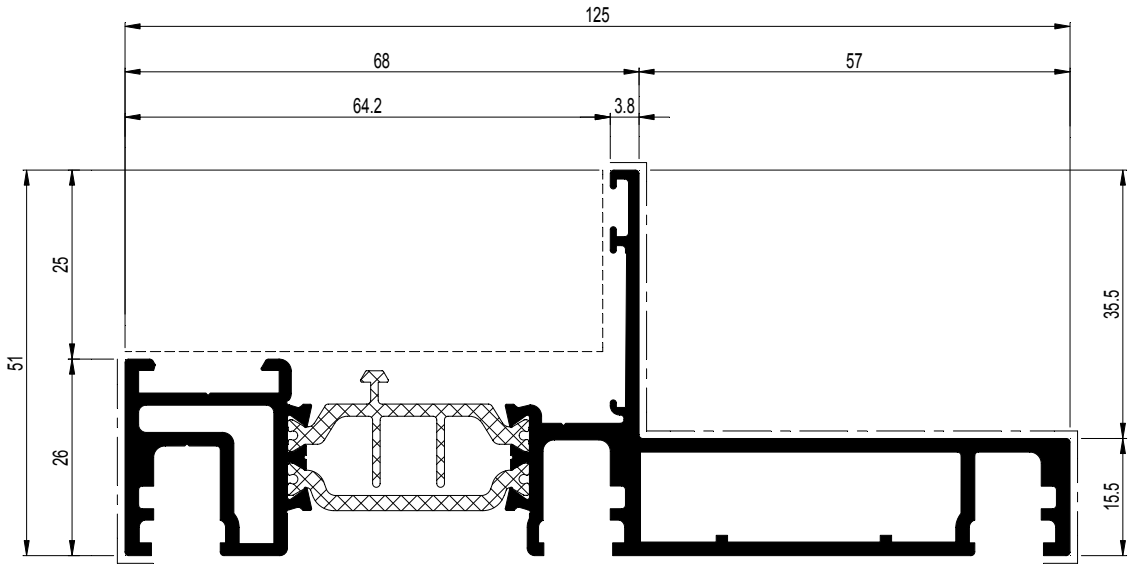

D0078038

CS 77

HOEKPROFIEL 90°
PROFILE D'ANGLE 90°
CORNER PROFILE 90°
ECKPROFIL 90°

	A dm²/m	P dm²/m	Lm	Ix cm⁴	Wx cm³	ax mm	Iy cm⁴	Wy cm³	ay mm	
008.3132.XX	38.22	15.7	7.00	26.923	7.003	37.30	26.924	7.004	38.44	X Y Y X 0

008.3132.XX

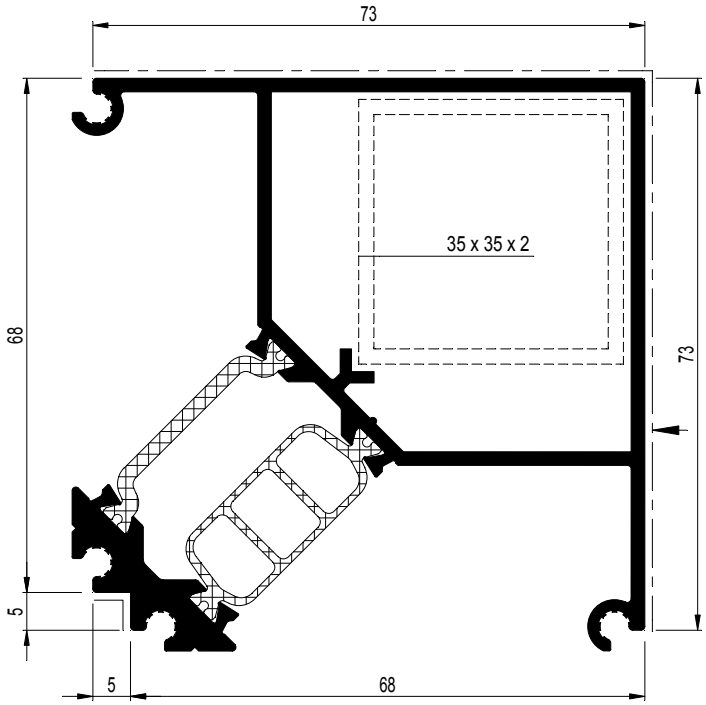

008.3132.XX + 0A3.5352.XX : Ix = 31.733
008.3132.XX + St 35 x 35 x 2: Ix = 41.353

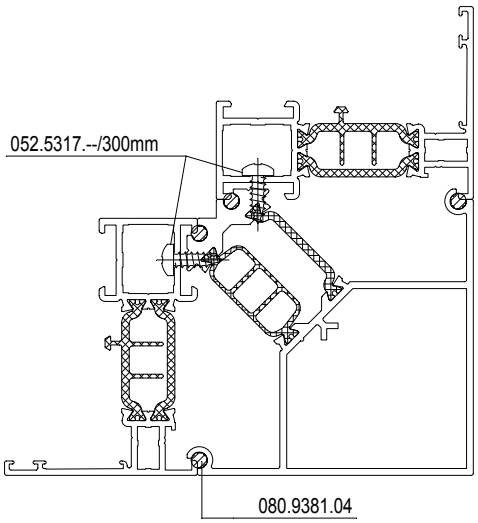

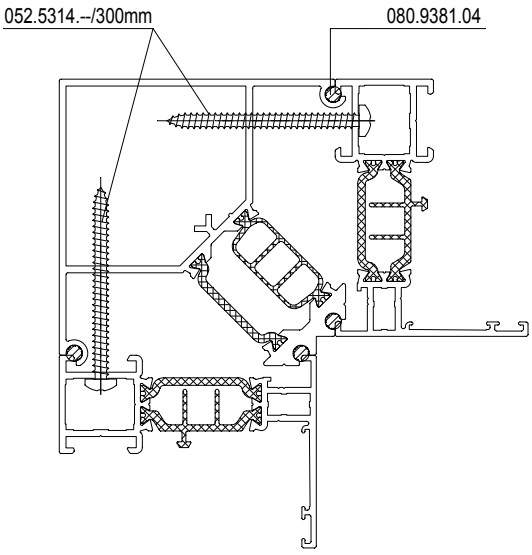

D0005807

CS 77

HOEKPROFIEL 135°
PROFILE D'ANGLE 135°
CORNER PROFILE 135°
ECKPROFIL 135°

	A dm²/m	P dm²/m	Lm	Ix cm⁴	Wx cm³	ax mm	Iy cm⁴	Wy cm³	ay mm	X Y
008.3178.XX	28.32	7.7	7.00	14.184	3.363	29.16	6.704	1.898	35.32	

008.3178.XX

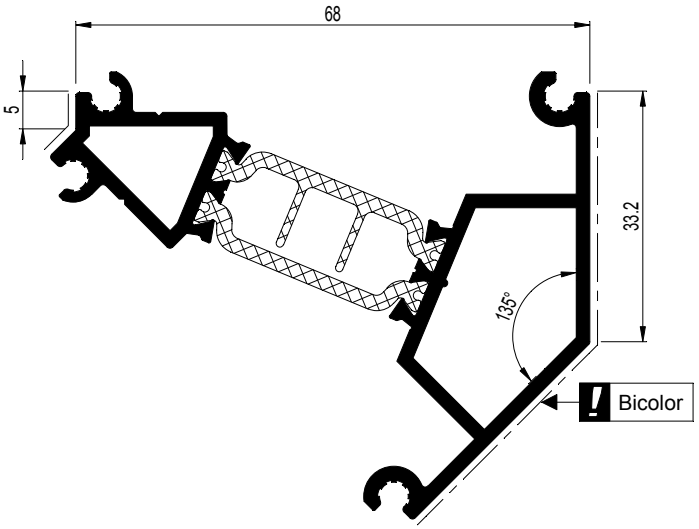

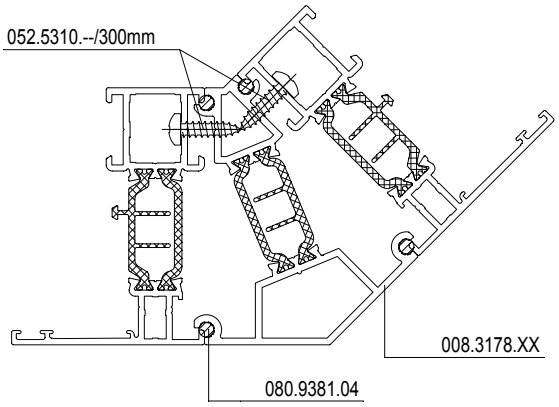

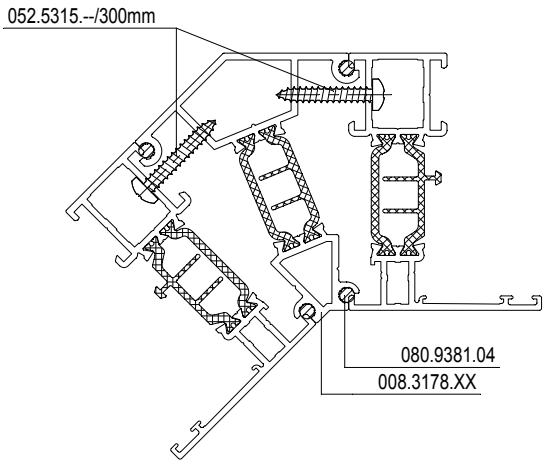

D0005808

CS 77

HOEKPROFIEL VARIABEL
PROFILE D'ANGLE VARIABLE
VARIABLE CORNER PROFILE
VARIABELES ECKPROFIL

	A dm²/m	P dm²/m	Lm	Ix cm⁴	Wx cm³	ax mm	Iy cm⁴	Wy cm³	ay mm	X Y Y X 0
008.3018.XX	25.62	15.8	7.00	19.342	4.746	34.94	12.103	4.162	29.08	

008.3018.XX ! Bicolor

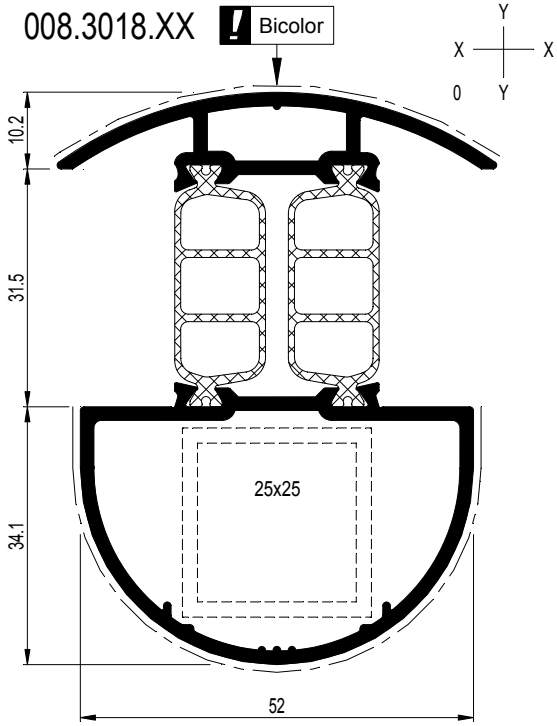

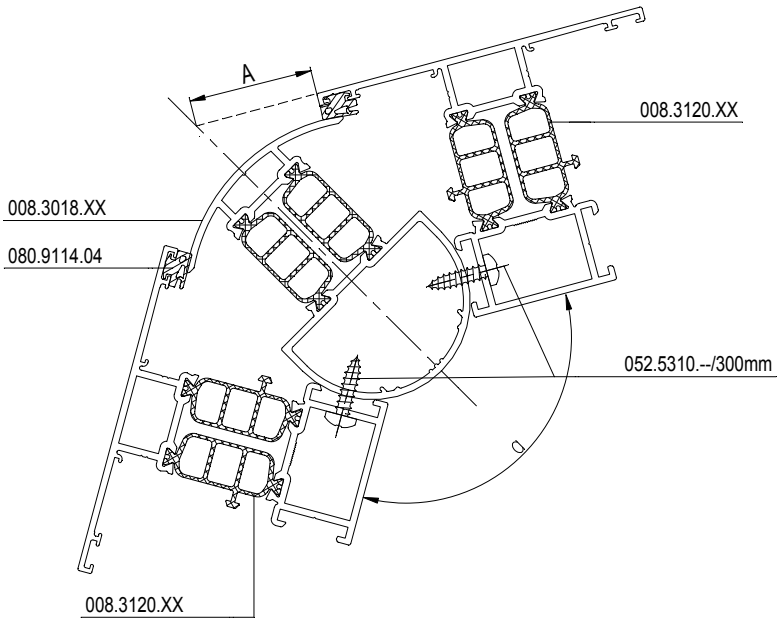

008.3018.XX + 0A25252.XX : Ix = 25.814
008.3018.XX + St 25 x 25 x 2: Ix = 29.084

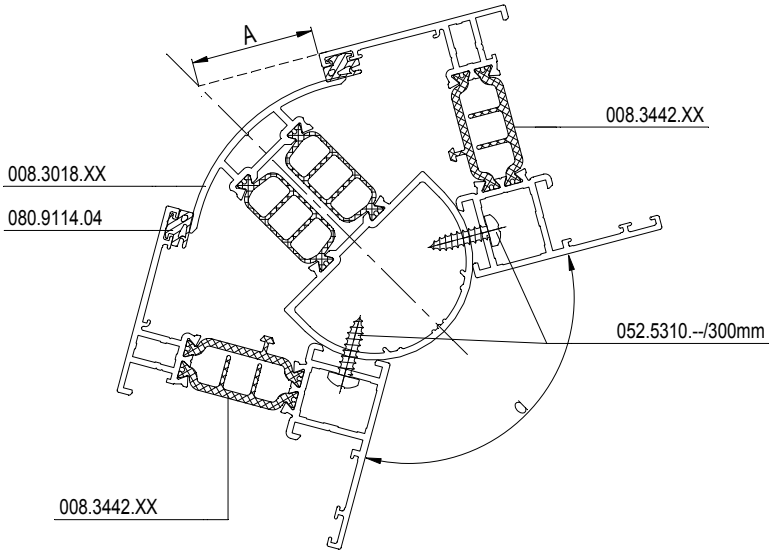

α	A
170°	5
160°	10
150°	15
140°	20.5
130°	26.5
120°	32.5
110°	39.5

D0005809

CS 77

HOEKPROFIEL VARIABEL
PROFILE D'ANGLE VARIABLE
VARIABLE CORNER PROFILE
VARIABELES ECKPROFIL

	A dm²/m	P dm²/m	Lm	Ix cm⁴	Wx cm³	ax mm	Iy cm⁴	Wy cm³	ay mm
008.0019.XX	35.05	7.3	7.00	15.442	4.198	31.22	13.292	3.098	20.50
008.0020.XX	36.26	9.6	7.00	18.221	4.818	31.05	13.201	2.647	49.86

008.0019.XX

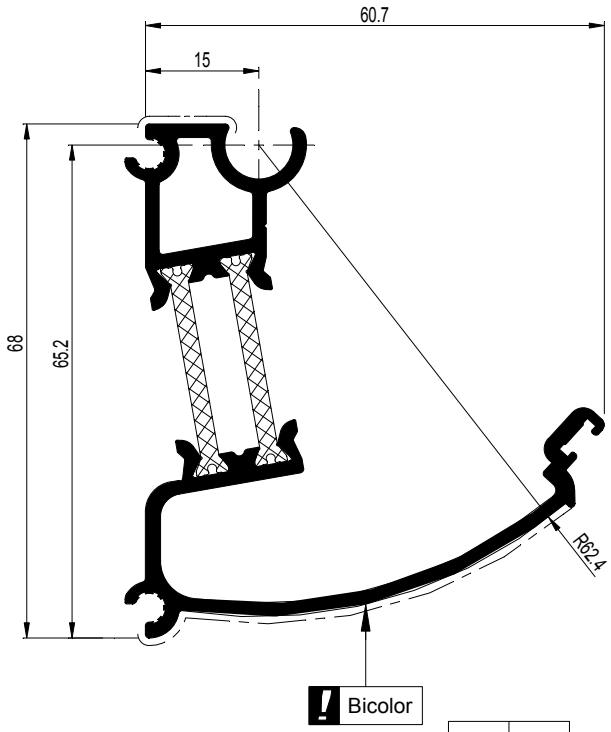

008.0020.XX

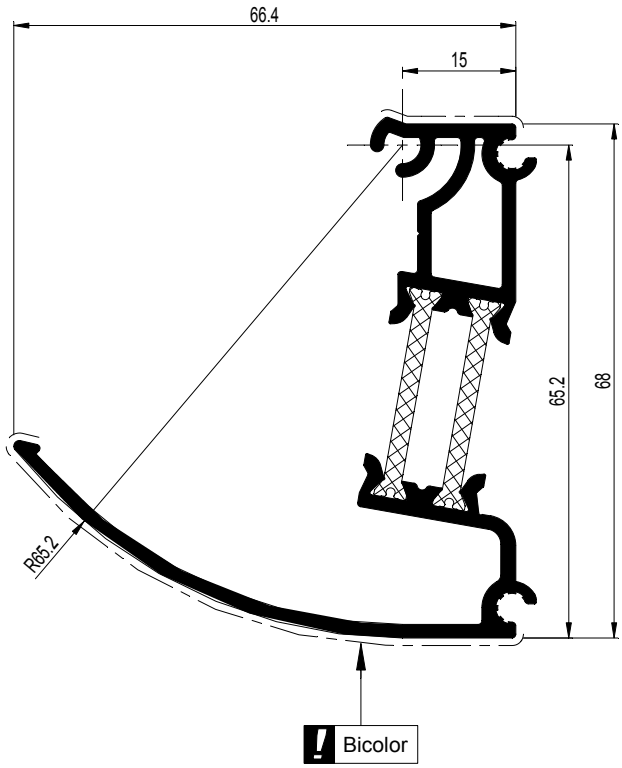

α°	A
90	80.3
95	74.8
100	69.8
105	65.2
110	60.8
115	56.7
120	52.8
125	49.1
130	45.5
135	42.1
max.136°	41.5

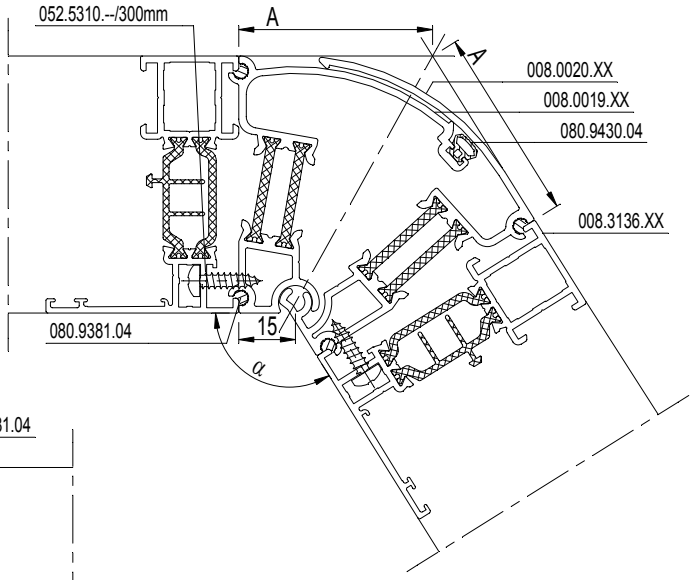

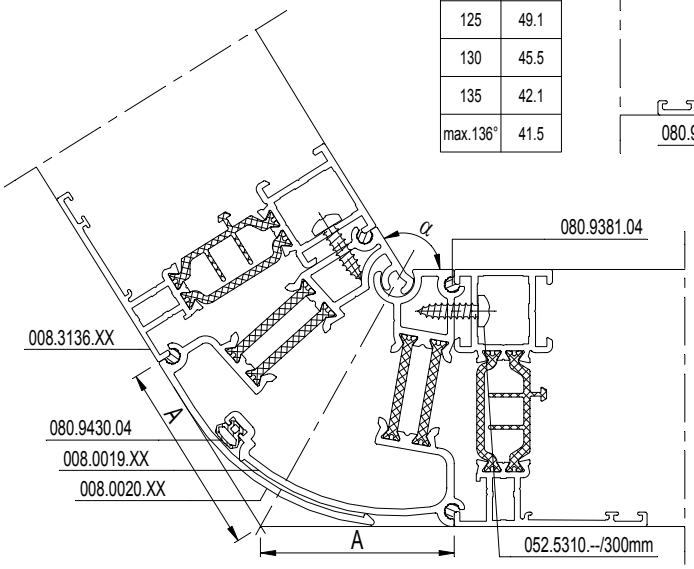

D0078744

CS 77

HOEKPROFIEL VARIABEL
PROFILE D'ANGLE VARIABLE
VARIABLE CORNER PROFILE
VARIABELES ECKPROFIL

	A dm²/m	P dm²/m	Lm	Ix cm⁴	Wx cm³	ax mm	Iy cm⁴	Wy cm³	ay mm
008.0021.XX	29.18	4.7	7.00	15.354	4.251	31.88	4.406	1.505	15.43
008.0022.XX	30.30	7.4	7.00	17.864	4.893	32.37	4.314	1.237	34.87

008.0021.XX

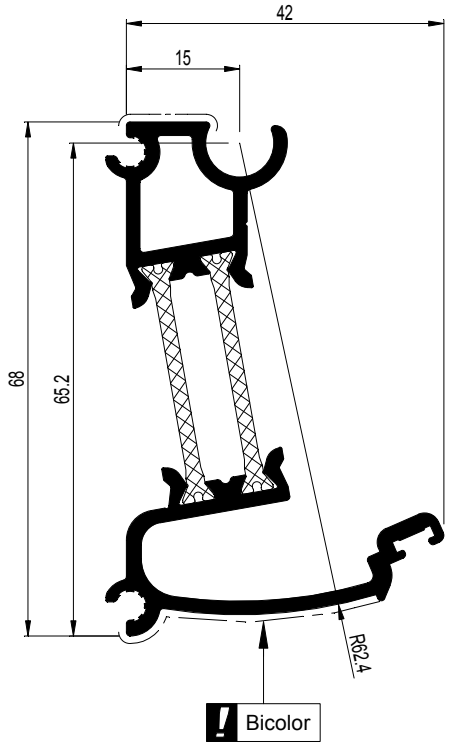

α°	A
136	41.3
140	38.7
145	35.5
150	32.5
155	29.5
max.160	26.5

008.0022.XX

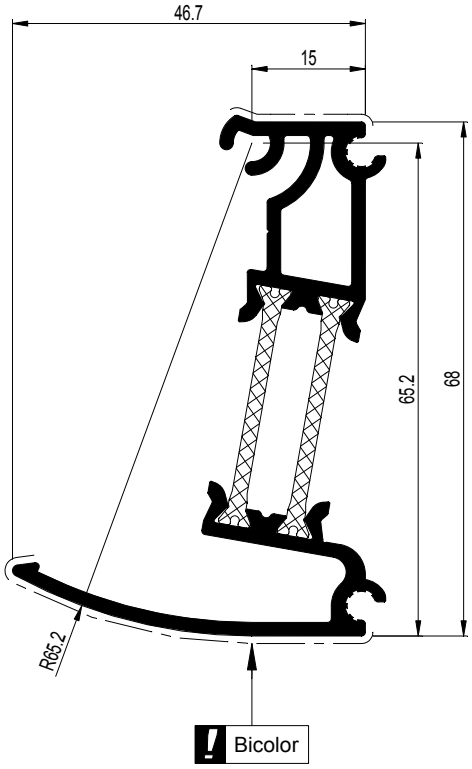

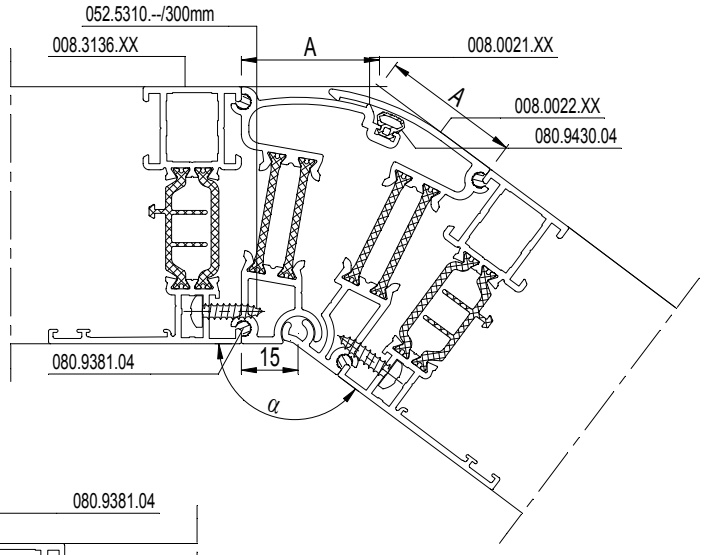

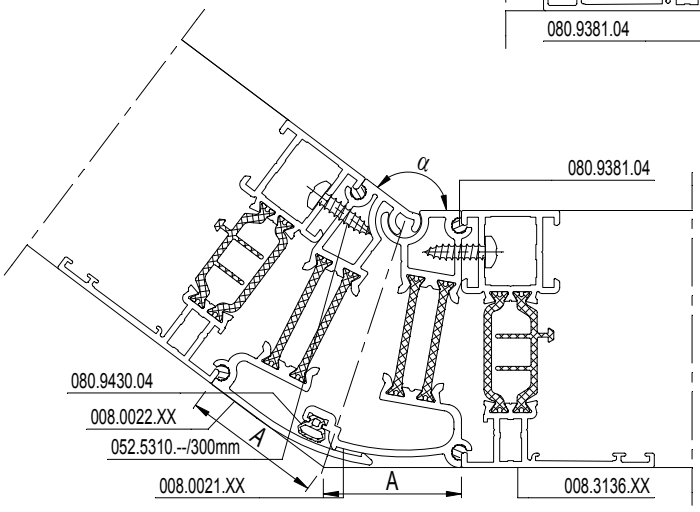

D0078779

CS 77

PROFIELEN REYNASCREEN
PROFILES REYNASCREEN
PROFILES REYNASCREEN
PROFILE REYNASCREEN

	A dm²/m	P dm²/m	Lm	Ix cm⁴	Wx cm³	ax mm	Iy cm⁴	Wy cm³	ay mm
030.1145.XX	36.96	14.9	6.00	0.412	0.250	16.45	81.065	10.501	72.62
030.1146.XX	44.97	17.8	6.00	12.099	3.459	34.98	98.131	10.538	93.11

030.1145.XX

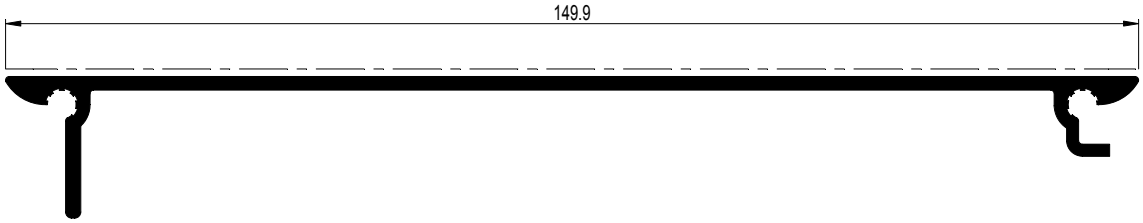

030.1146.XX

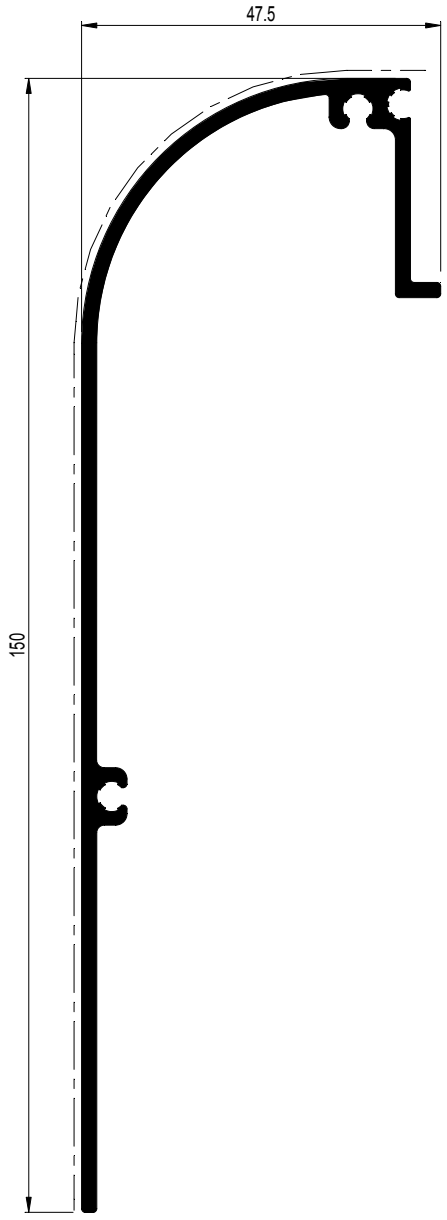

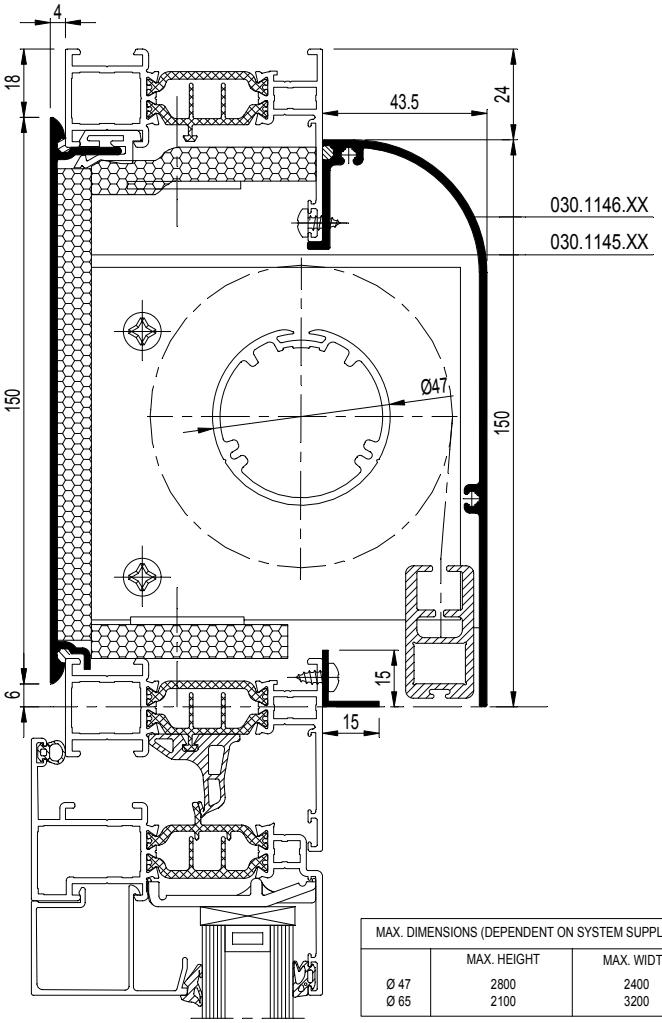

MAX. DIMENSIONS (DEPENDENT ON SYSTEM SUPPLIER)		
	MAX. HEIGHT	MAX. WIDTH
Ø 47	2800	2400
Ø 65	2100	3200

D0079160

CS 77

PROFIELEN REYNASCREEN
PROFILES REYNASCREEN
PROFILES REYNASCREEN
PROFILE REYNASCREEN

	A dm²/m	P dm²/m	Lm	Ix cm⁴	Wx cm³	ax mm	Iy cm⁴	Wy cm³	ay mm	
030.1144.XX	23.42	9.1	6.00	3.116	1.454	20.07	1.107	1.025	9.20	Y X X 0 Y

030.1144.XX

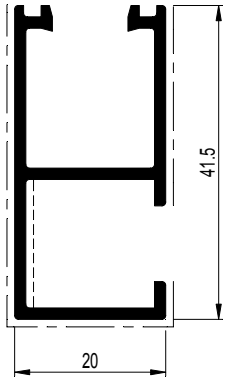

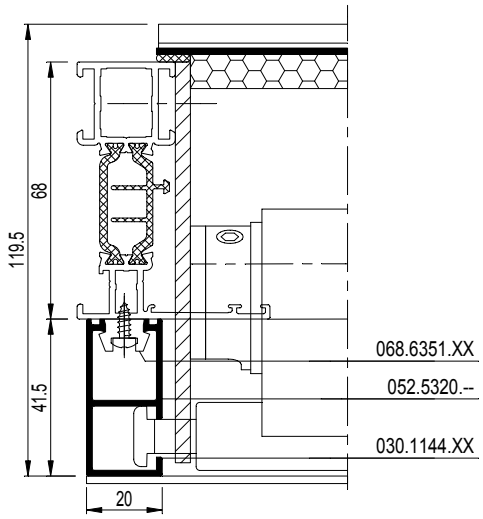

D0079161

CS 77

PREKADER
PRECADRE
BUILDING CONNECTION PROFILE
BAUANSCHLUSSPROFIL

	A dm²/m	P dm²/m	Lm	Ix cm⁴	Wx cm³	ax mm	Iy cm⁴	Wy cm³	ay mm
008.3885.XX	22.78	6.3	7.00	13.507	3.595	28.44	5.087	1.391	36.57
009.1886.XX	18.47	3.1	7.00	0.884	0.812	9.31	3.914	1.307	20.07
043.1028.XX	9.59	2.3	6.00	-	-	-	-	-	-

008.3885.XX

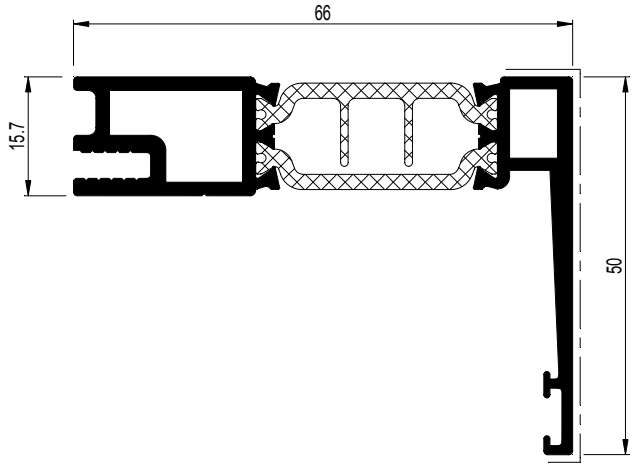

009.1886.XX

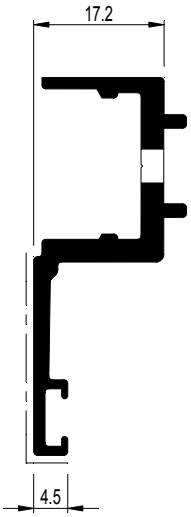

043.1028.XX

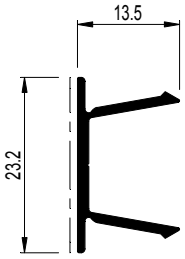

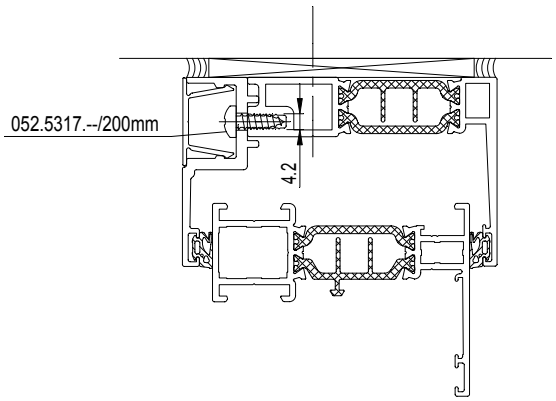

D0005810

CS 77

MUURAFWERKINGSPROFIEL
PROFILE DE FINITION
WALL FINISHING PROFILE
AUSFUEHRUNGSPROFIL

	A dm²/m	P dm²/m	Lm	Ix cm⁴	Wx cm³	ax mm	Iy cm⁴	Wy cm³	ay mm
030.2140.00	24.48	-	7.00	6.246	1.780	19.80	2.235	1.219	18.34
030.2141.00	-	-	7.00	5.613	1.672	21.03	1.162	0.793	14.65

030.2140.00

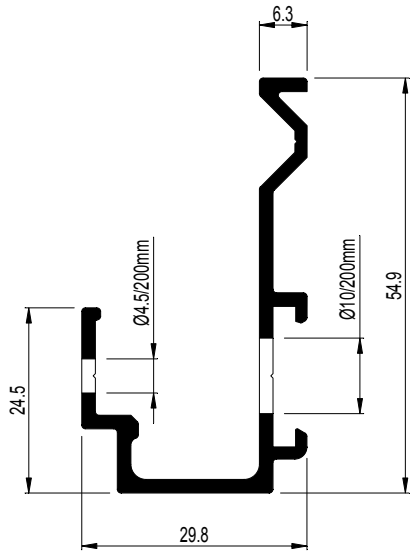

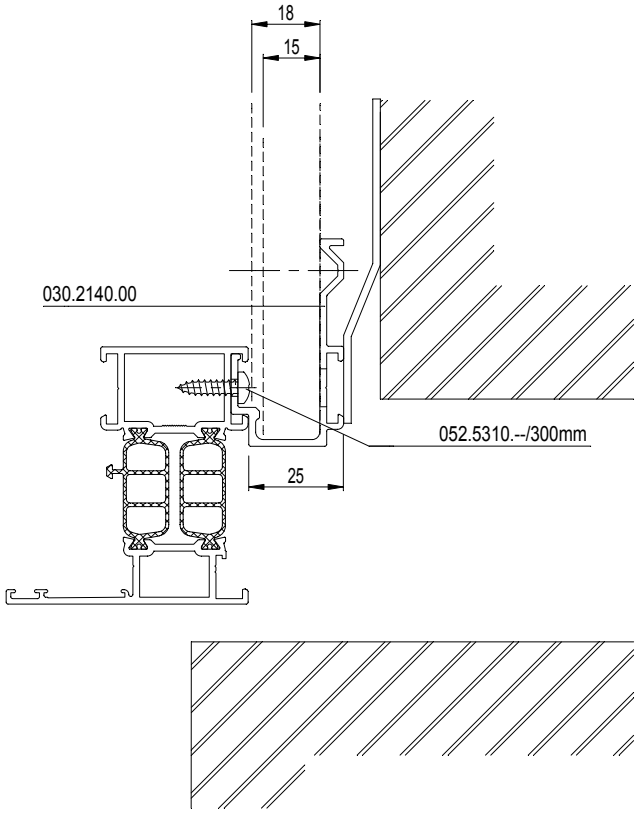

030.2141.00

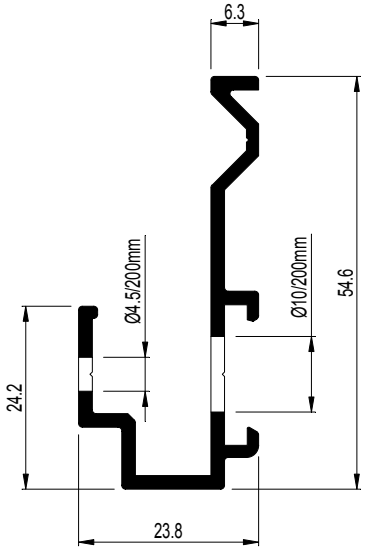

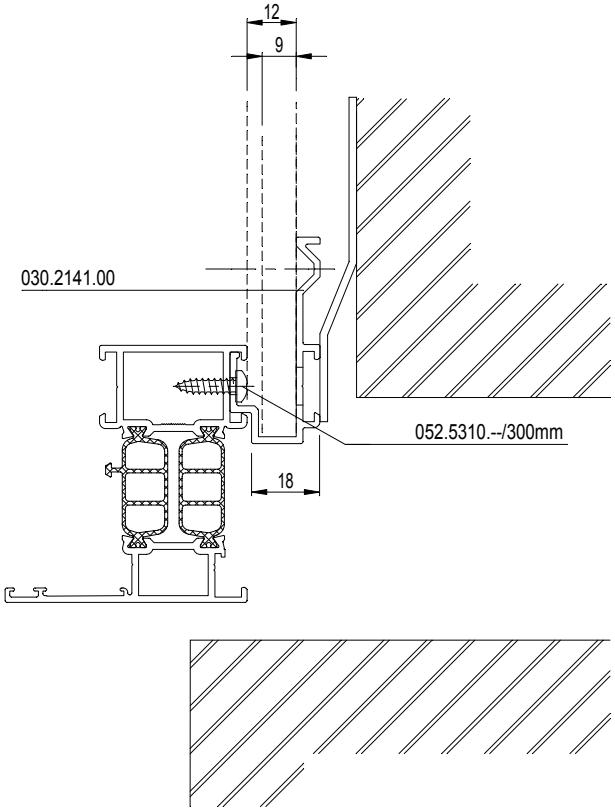

D0005811

CS 77

MUURAFWERKINGSPROFIEL
PROFILE DE FINITION
WALL FINISHING PROFILE
AUSFUEHRUNGSPROFIL

	A dm²/m	P dm²/m	Lm	Ix cm⁴	Wx cm³	ax mm	Iy cm⁴	Wy cm³	ay mm	Y X X 0 Y
030.1110.00	29.03	-	7.00	10.440	2.648	30.57	0.588	0.595	5.83	

030.1110.00

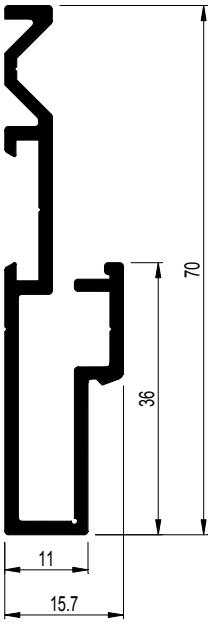

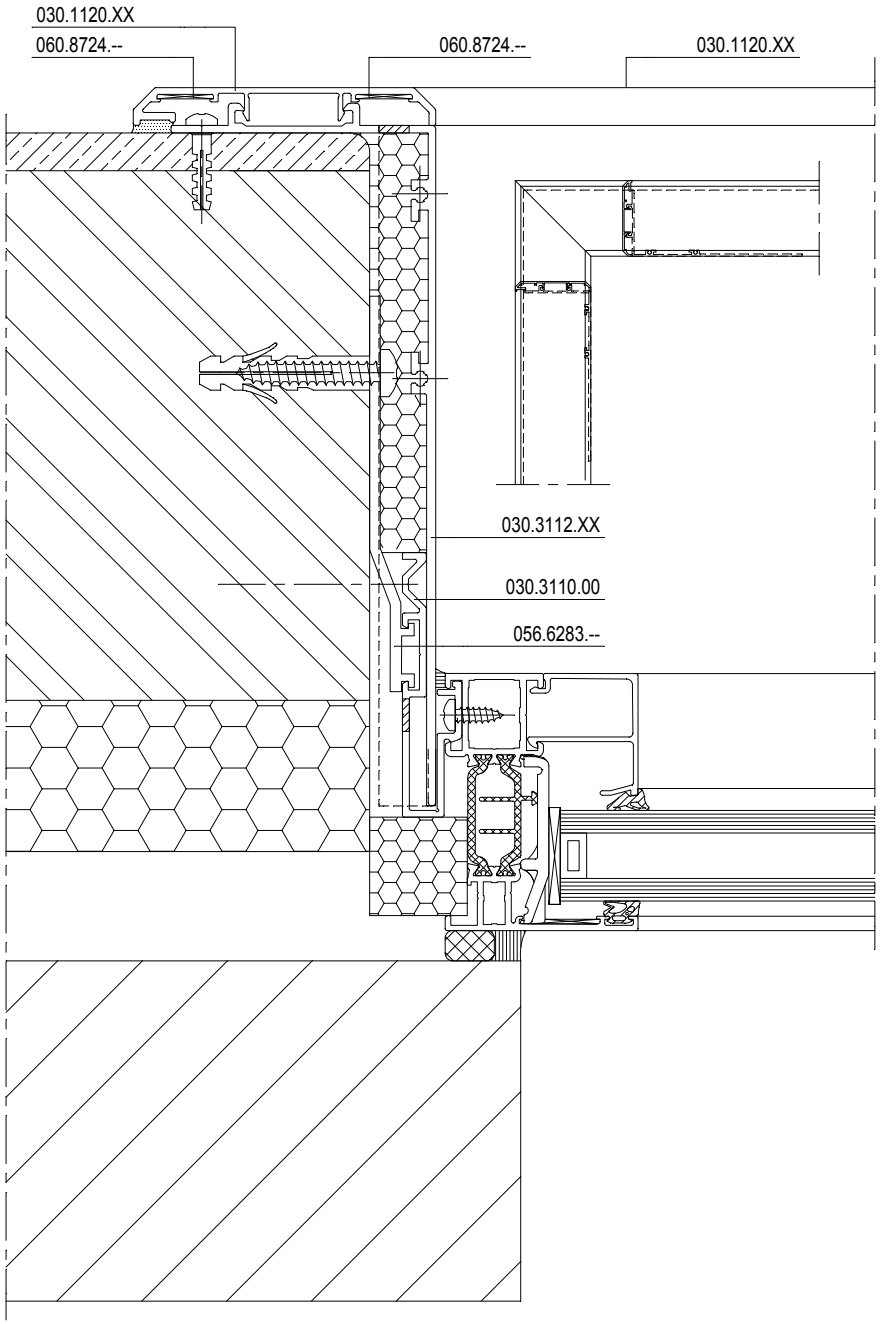

D0079162

CS 77

MUURAFWERKINGSPROFIEL
PROFILE DE FINITION
WALL FINISHING PROFILE
AUSFUEHRUNGSPROFIL

	A dm²/m	P dm²/m	Lm	Ix cm⁴	Wx cm³	ax mm	Iy cm⁴	Wy cm³	ay mm
030.1111.XX	42.72	12.1	7.00	72.247	8.784	82.25	18.823	3.326	56.60
030.1112.XX	57.92	18.1	7.00	213.825	18.565	115.17	20.432	3.436	59.47
030.1120.XX	24.57	9.4	7.00	0.156	0.218	7.16	13.221	3.069	36.92
030.1121.XX	31.80	11.6	7.00	0.652	0.576	11.32	22.941	4.873	42.92

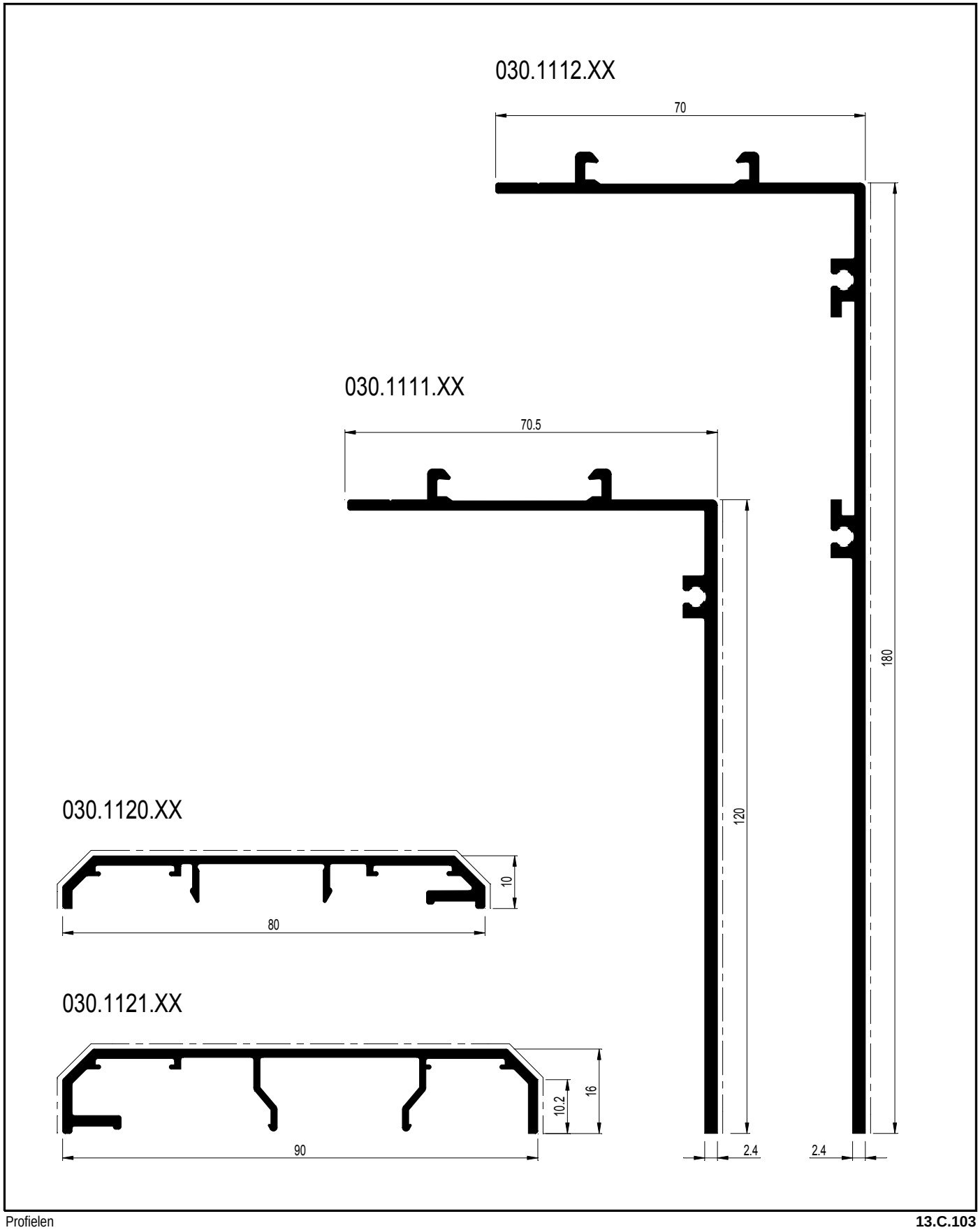

CS 77

ONDERDORPEL EN VENSTERBANK
SEUIL ET BAVETTE
SILL MEMBER AND WINDOW-SILL
BASISPROFIL UND FENSTERBANK

	A dm²/m	P dm²/m	Lm	Ix cm⁴	Wx cm³	ax mm	Iy cm⁴	Wy cm³	ay mm
000.0127.00	18.96	15.3	7.00	0.276	0.240	11.52	4.932	1.353	36.44
008.3145.XX	23.47	7.6	7.00	14.964	3.930	38.07	5.956	2.786	19.42
030.0025.04	-	-	7.00	-	-	-	-	-	-
030.0029.XX	10.19	2.6	7.00	0.373	0.221	16.84	0.289	0.210	13.73

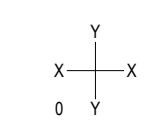

008.3145.XX

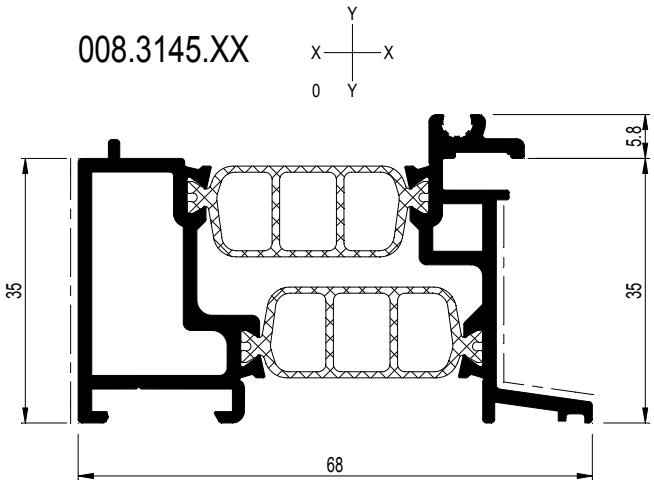

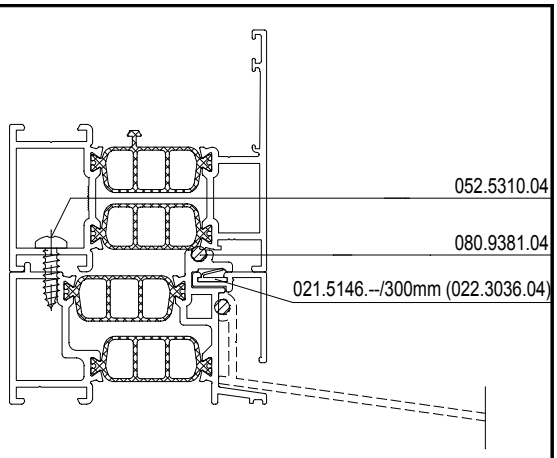

030.0025.04

HPVC

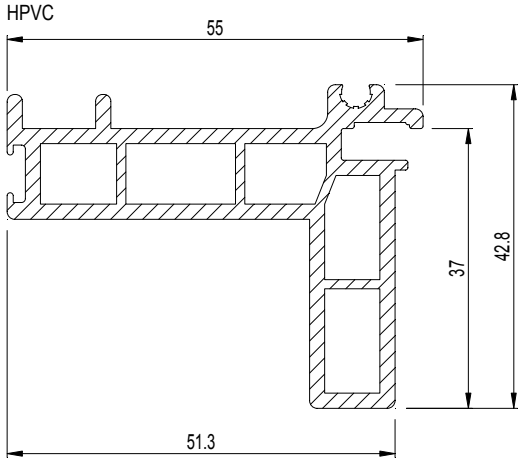

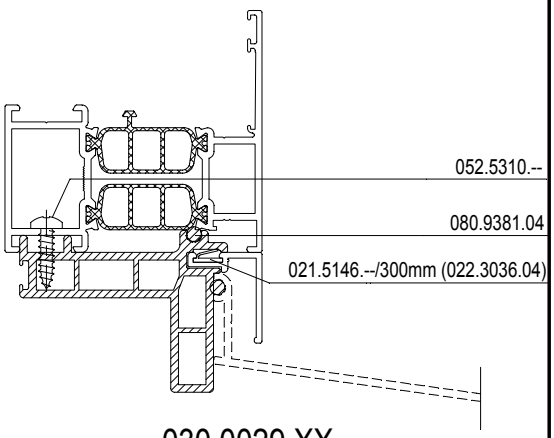

030.0029.XX

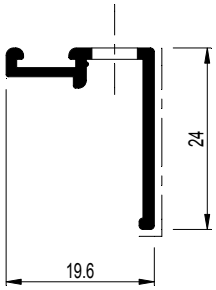

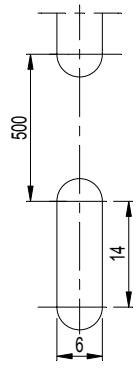

000.0127.00

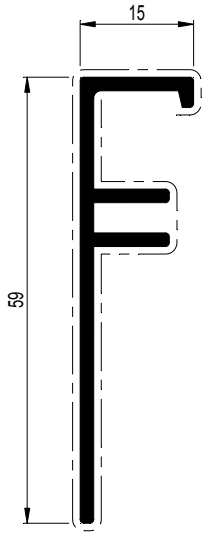

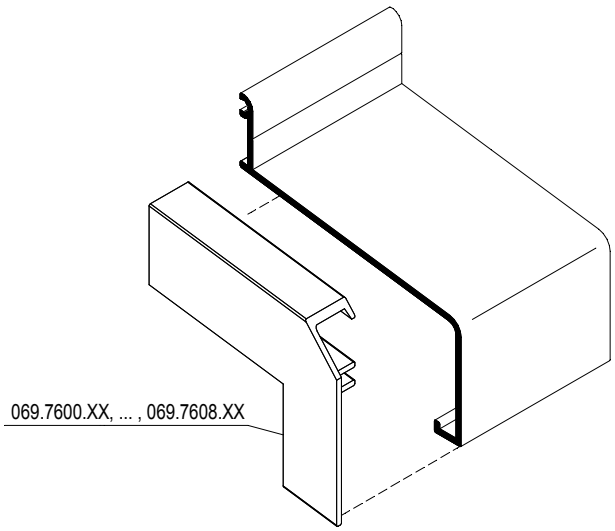

D0005812

CS 77

VENSTERBANK
BAVETTE
WINDOW-SILL
FENSTERBANK

	A dm²/m	P dm²/m	Lm	Ix cm⁴	Wx cm³	ax mm	Iy cm⁴	Wy cm³	ay mm
030.0030.XX	31.98	15.7	7.00	10.756	2.768	38.85	30.488	6.517	46.78
030.0031.XX	35.99	17.4	7.00	12.078	2.962	40.77	51.555	8.993	57.33

Y
X X
0 Y

030.0030.XX

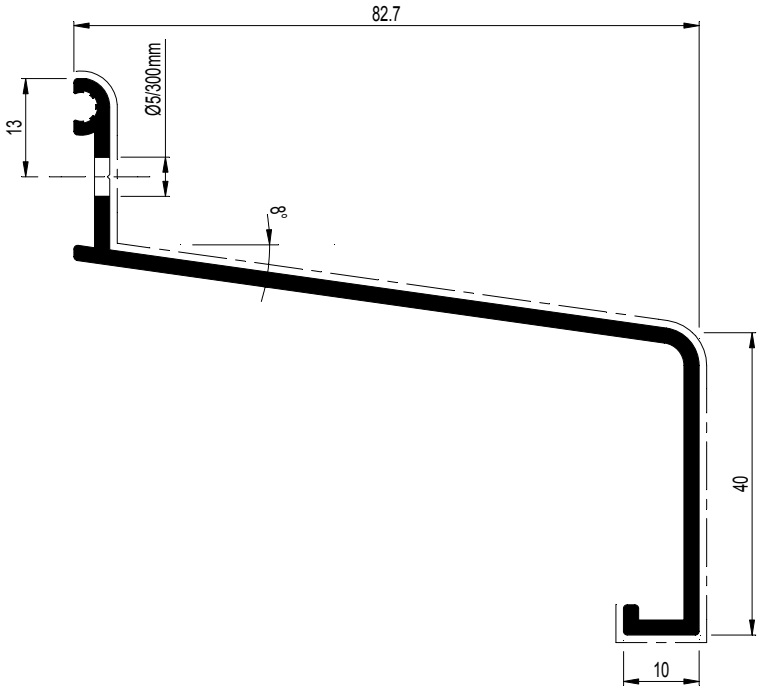

030.0031.XX

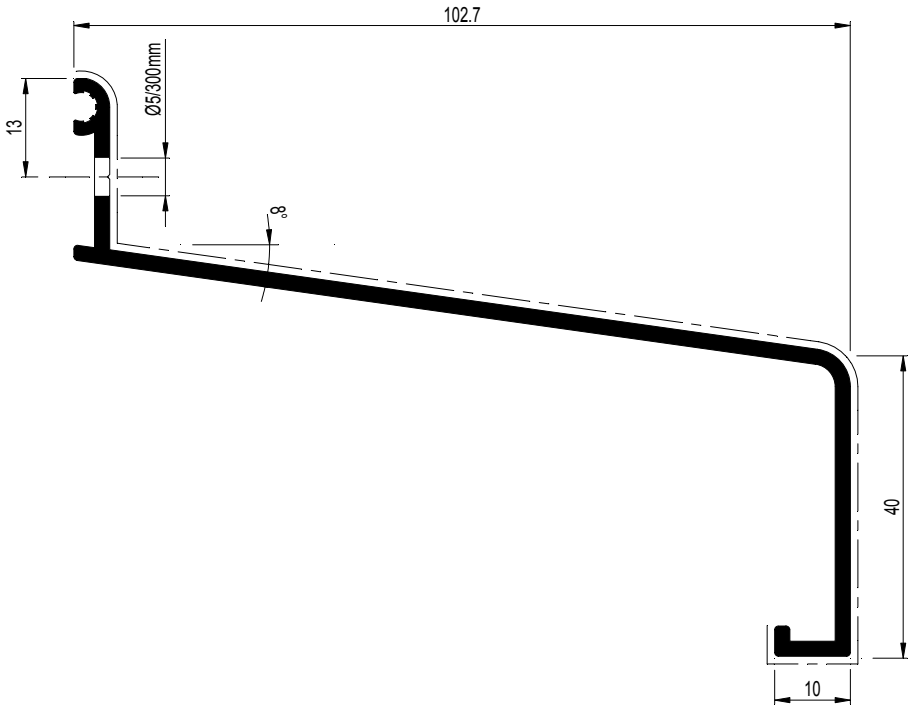

D0005813

CS 77

VENSTERBANK
BAVETTE
WINDOW-SILL
FENSTERBANK

	A dm²/m	P dm²/m	Lm	Ix cm⁴	Wx cm³	ax mm	Iy cm⁴	Wy cm³	ay mm
030.0032.XX	40.06	19.8	7.00	13.526	3.176	42.59	79.670	11.751	67.80
030.0033.XX	44.10	21.8	7.00	15.118	3.411	44.32	115.626	14.793	78.16

030.0032.XX

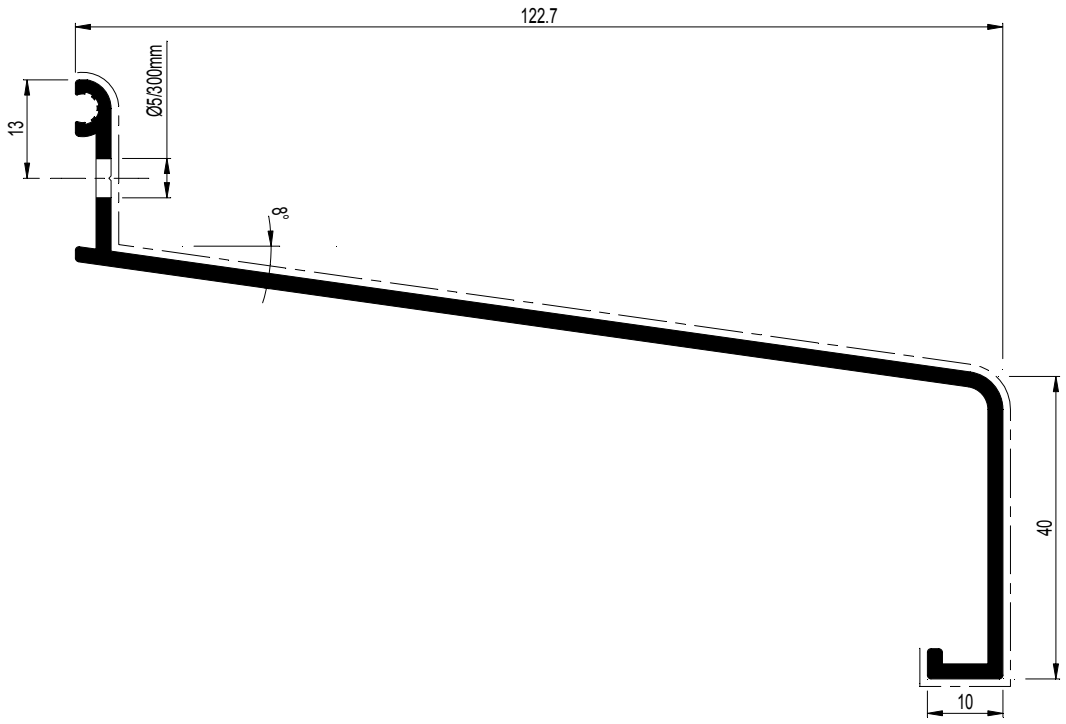

030.0033.XX

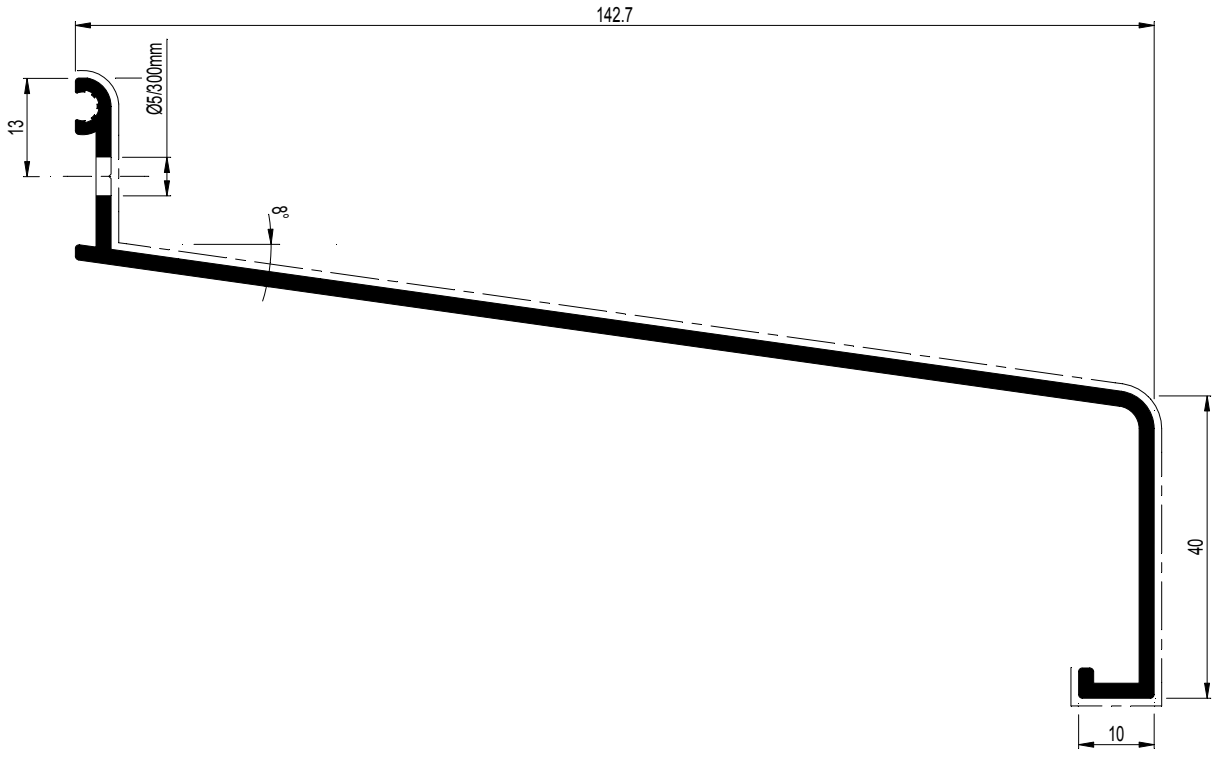

D0005814

CS 77

VENSTERBANK
BAVETTE
WINDOW-SILL
FENSTERBANK

	A dm²/m	P dm²/m	Lm	Ix cm⁴	Wx cm³	ax mm	Iy cm⁴	Wy cm³	ay mm
030.0034.XX	48.13	23.8	7.00	16.872	3.667	46.00	160.194	18.109	88.46
030.0035.XX	52.17	25.8	7.00	18.808	3.947	47.64	214.268	21.706	98.69

030.0034.XX



030.0035.XX

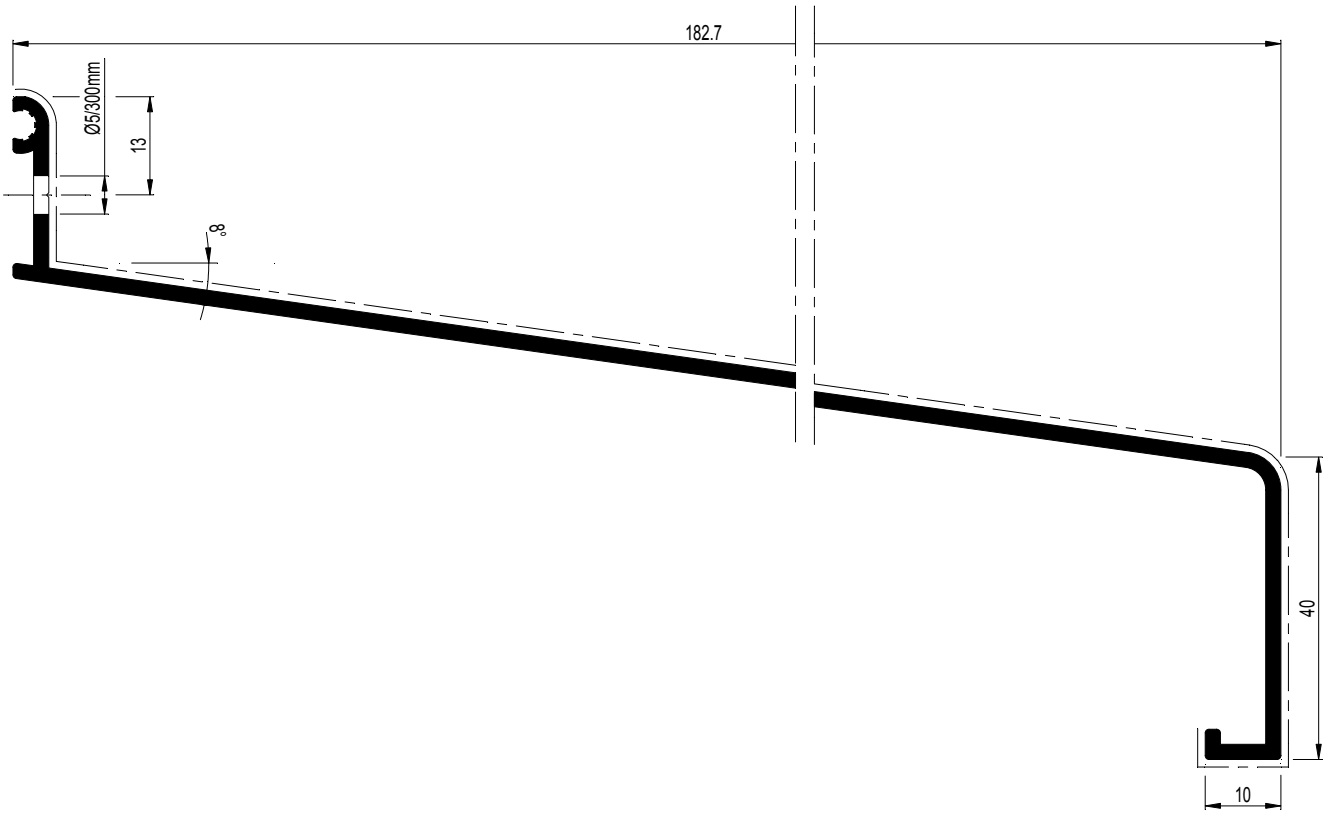

D0005816

CS 77

VENSTERBANK
BAVETTE
WINDOW-SILL
FENSTERBANK

	A dm²/m	P dm²/m	Lm	Ix cm⁴	Wx cm³	ax mm	Iy cm⁴	Wy cm³	ay mm
030.0036.XX	56.13	27.9	7.00	22.321	4.546	49.09	298.996	27.203	109.91
030.0037.XX	60.17	29.9	7.00	25.519	4.990	51.14	406.852	34.038	119.53

030.0036.XX

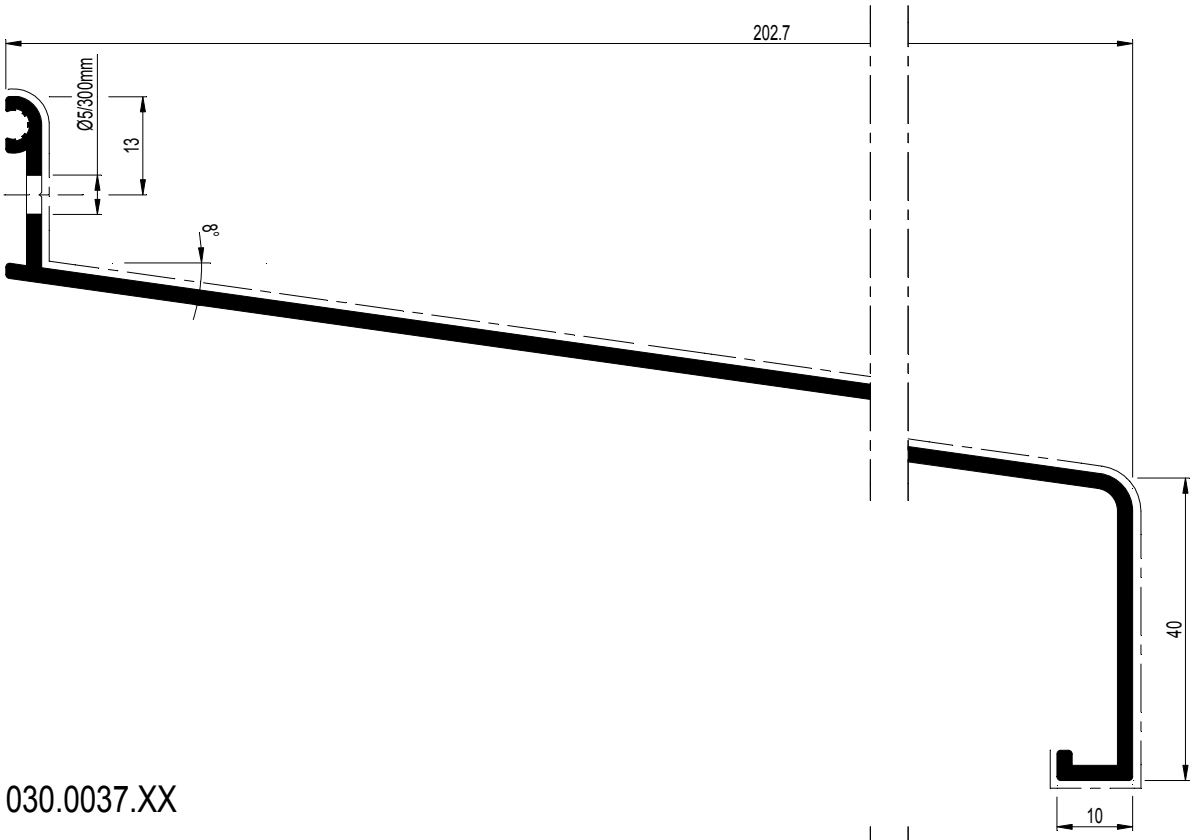

030.0037.XX

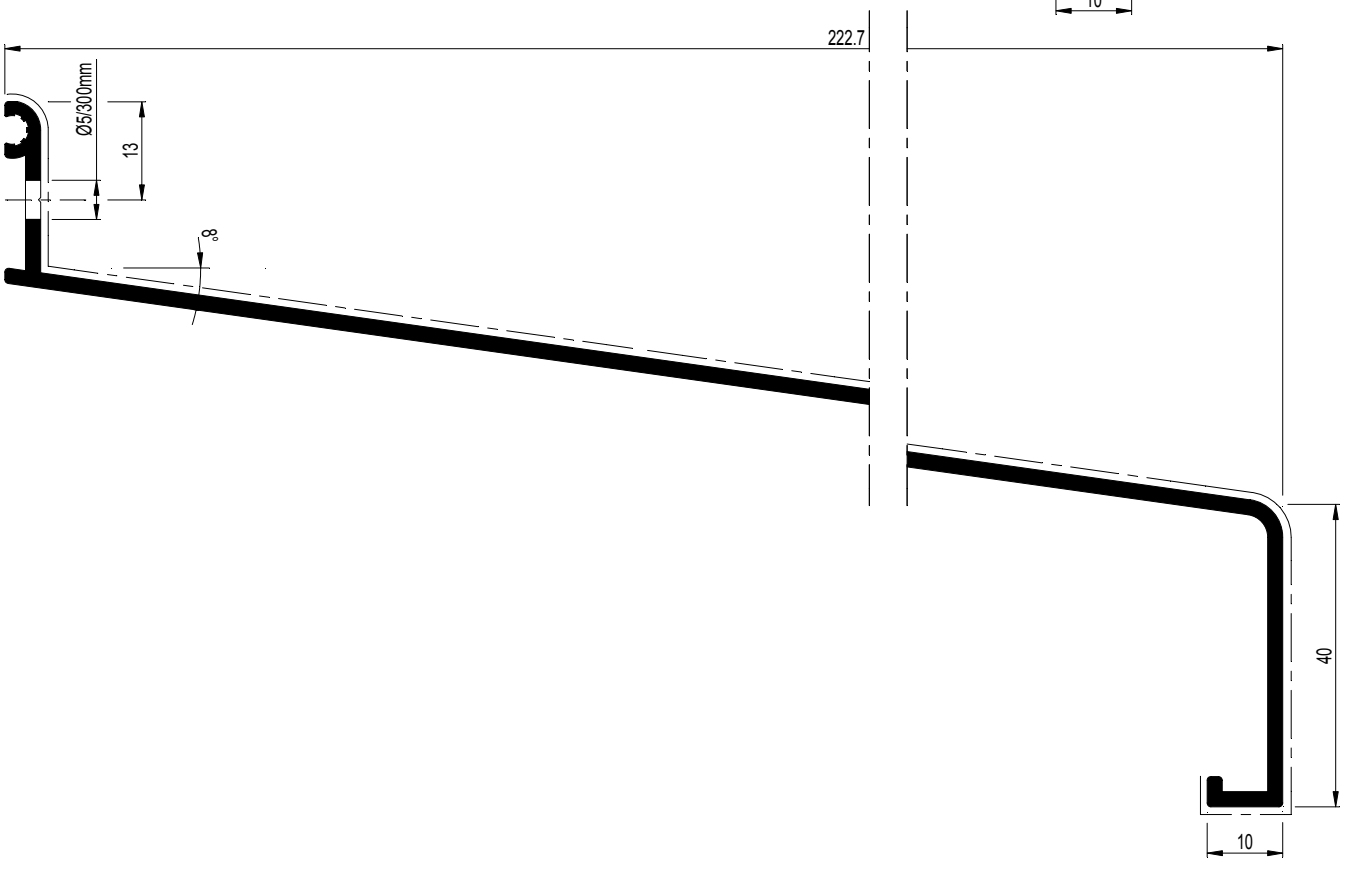

D0005817

CS 77

VENSTERBANK
BAVETTE
WINDOW-SILL
FENSTERBANK

	A dm²/m	P dm²/m	Lm	Ix cm⁴	Wx cm³	ax mm	Iy cm⁴	Wy cm³	ay mm
030.0038.XX	64.21	31.9	7.00	28.461	5.401	52.69	509.188	39.264	129.68

030.0038.XX

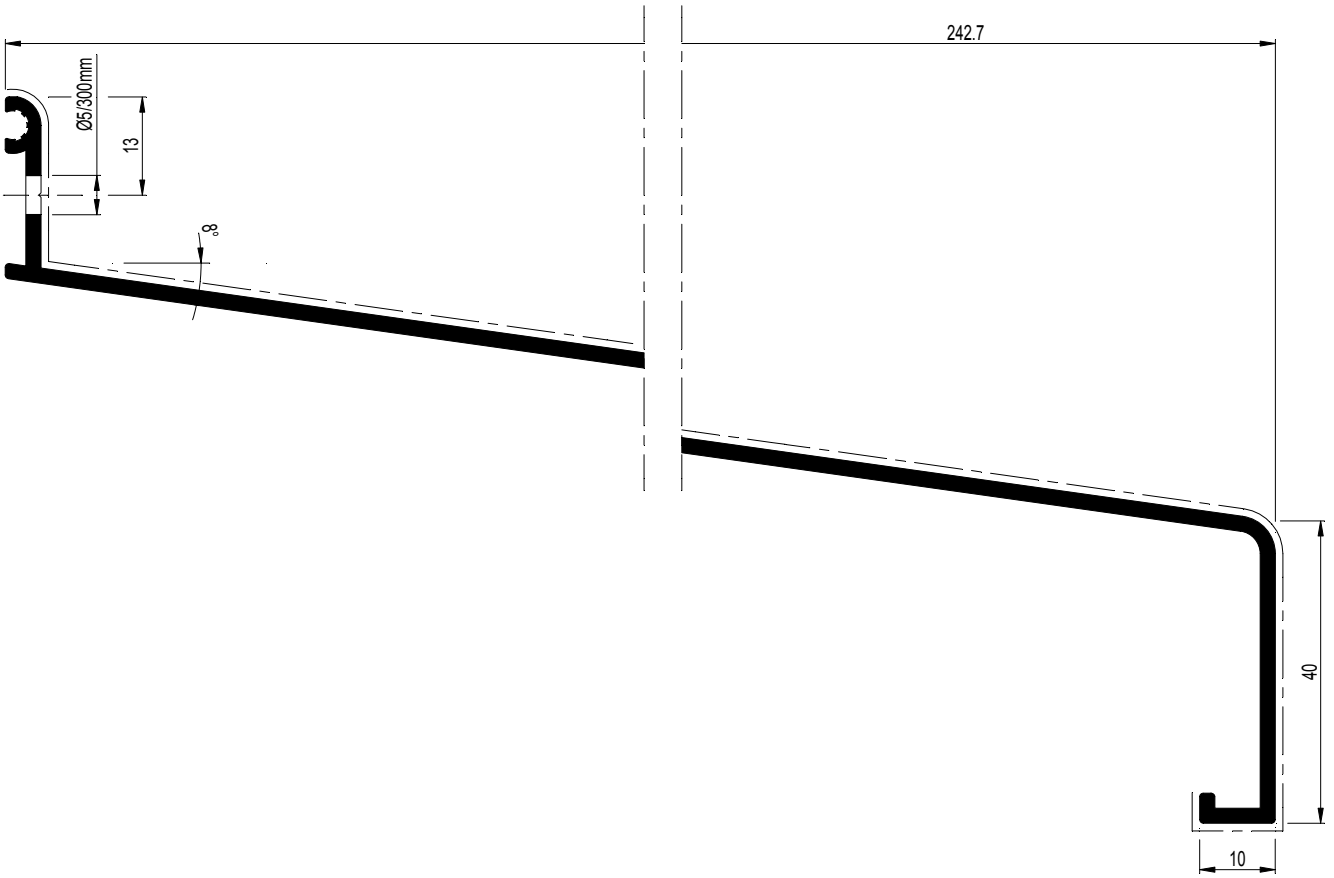

D0005818

CS 77

ONDERDORPEL
SEUIL
SILL
BASISPROFIL

	A dm²/m	P dm²/m	Lm	Ix cm⁴	Wx cm³	ax mm	Iy cm⁴	Wy cm³	ay mm	
008.1045.XX	28.43	6.2	7.00	17.208	3.084	40.11	2.028	1.203	16.86	X Y Y X 0

008.1045.XX

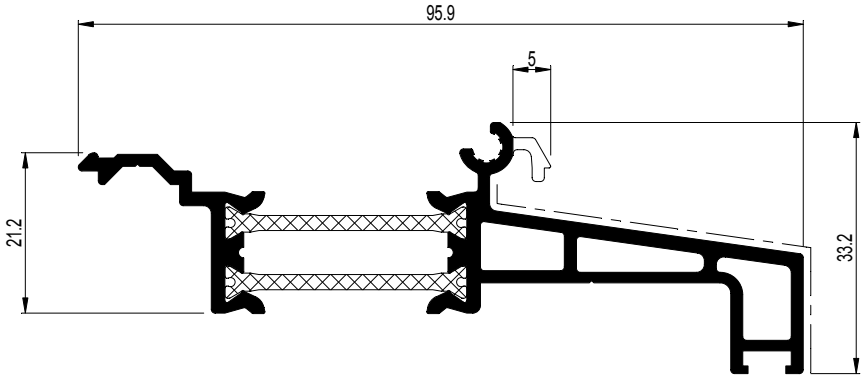

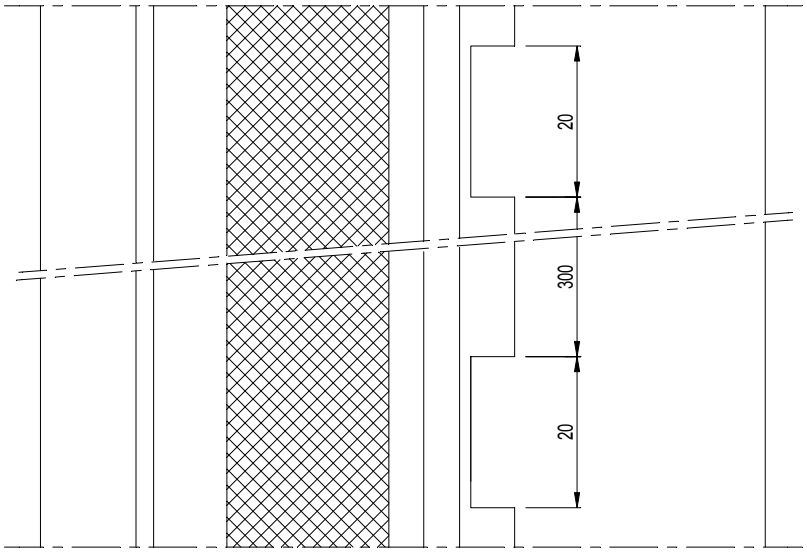

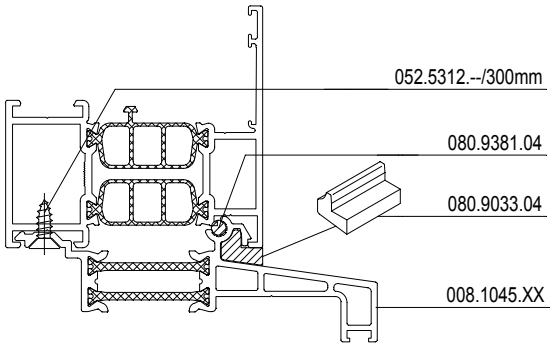

D0005819

CS 77

ONDERDORPEL
SEUIL
SILL
BASISPROFIL

	A dm²/m	P dm²/m	Lm	Ix cm⁴	Wx cm³	ax mm	Iy cm⁴	Wy cm³	ay mm	
008.1046.XX	24.32	3.0	7.00/5.00	6.721	1.618	24.37	1.357	0.948	13.89	X Y Y X 0

008.1046.XX

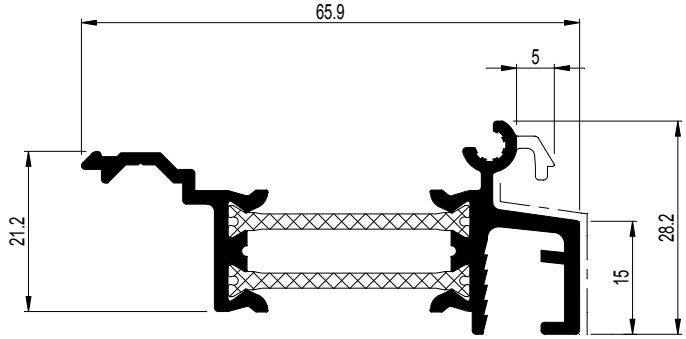

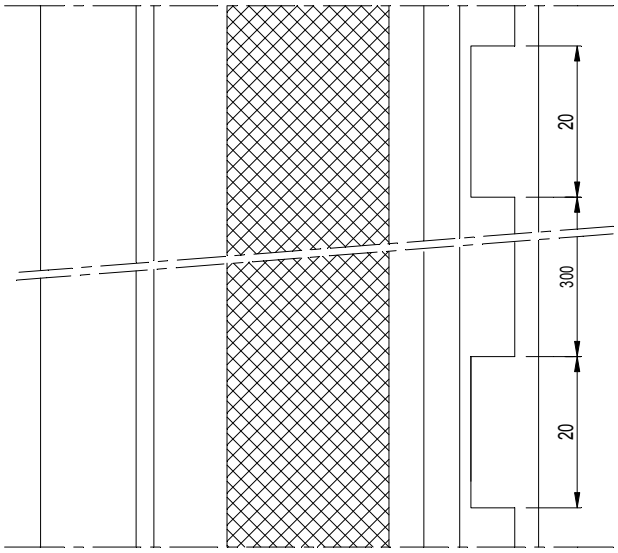

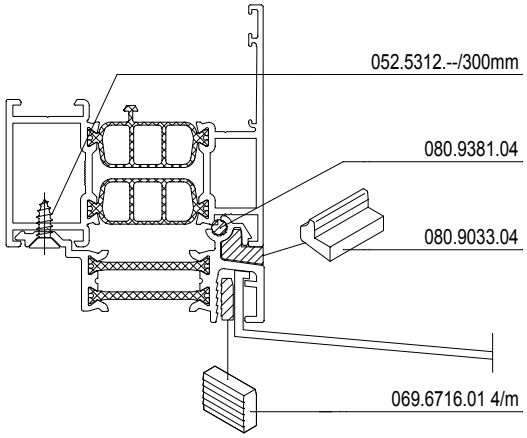

D0005820

CS 77

ONDERDORPEL
SEUIL
SILL
BASISPROFIL

	A dm²/m	P dm²/m	Lm	Ix cm⁴	Wx cm³	ax mm	Iy cm⁴	Wy cm³	ay mm
008.0047.XX	42.72	13.4	7.00	79.430	9.003	67.57	6.406	2.314	27.68

008.0047.XX

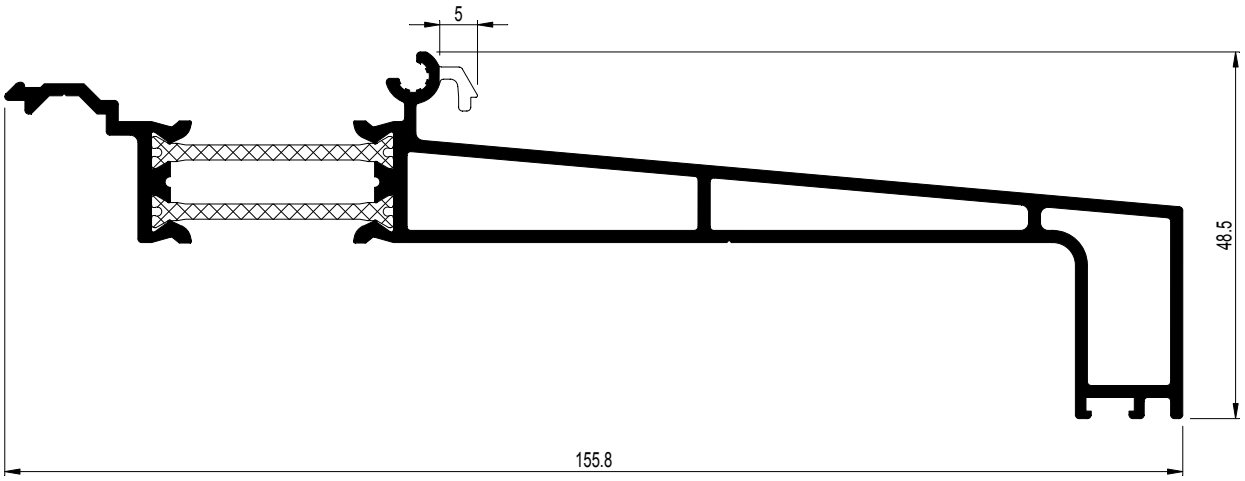

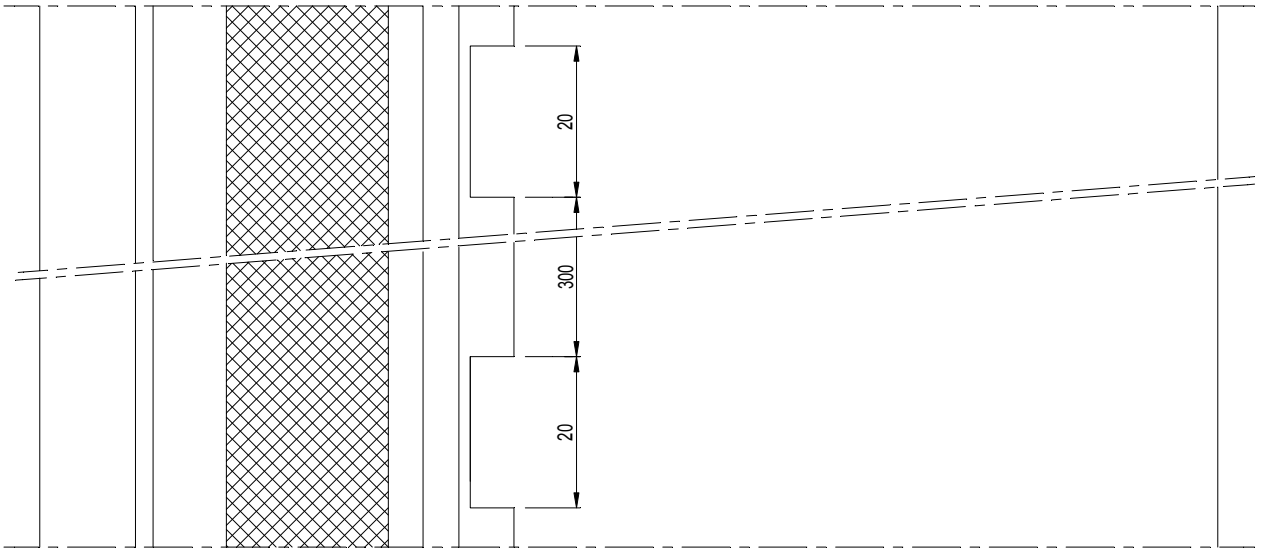

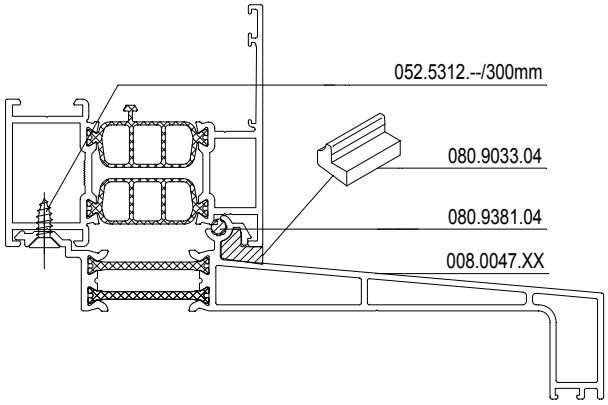

D0077726

CS 77

ROLLUIKGELEIDER
GUIDE A VOLET
SHUTTER GUIDE
ROLLADENFUEHRUNG

	A dm²/m	P dm²/m	Lm	Ix cm⁴	Wx cm³	ax mm	Iy cm⁴	Wy cm³	ay mm
004.3167.XX	35.96	12.8	6.00	9.873	3.327	28.51	3.238	2.151	12.95
030.1142.XX	35.19	7.0	6.00	13.153	3.911	31.19	3.015	1.909	15.79

004.3167.XX

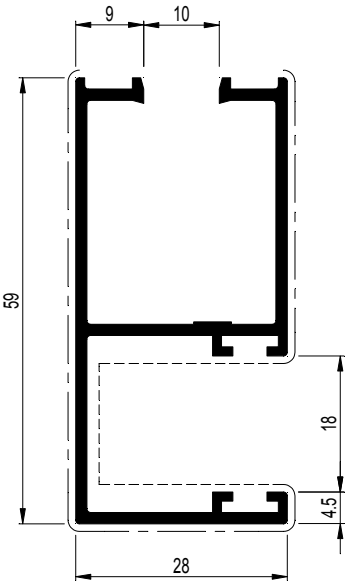

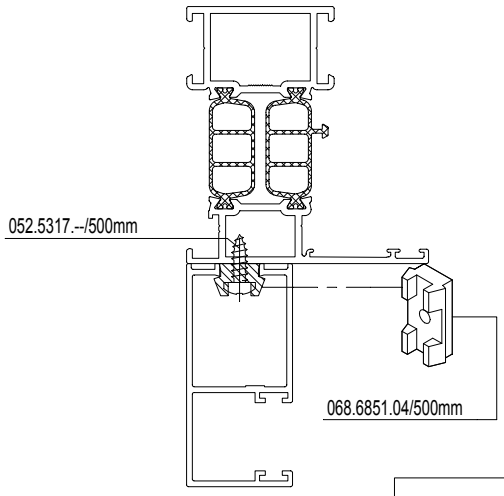

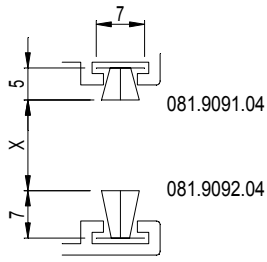

081.9092.04	081.9092.04	10mm
081.9092.04	081.9091.04	12mm
081.9091.04	081.9091.04	14mm
081.9091.04	-	16mm

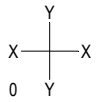

030.1142.XX

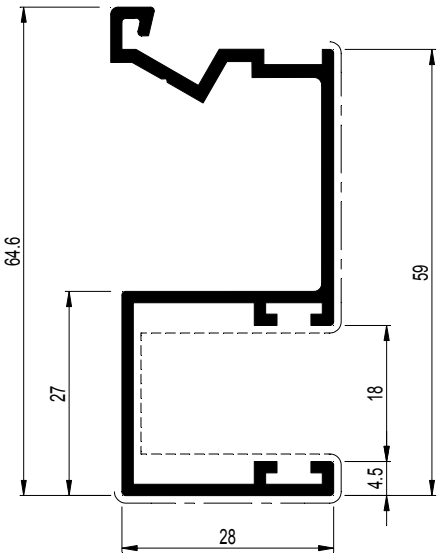

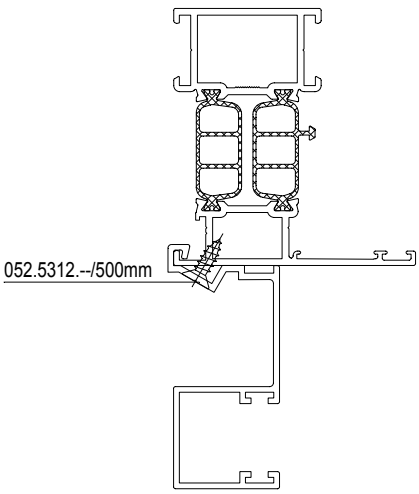

D0006503

CS 77

ROLLUIKGELEIDER
GUIDE A VOLET
SHUTTER GUIDE
ROLLADENFUEHRUNG

	A dm²/m	P dm²/m	Lm	Ix cm⁴	Wx cm³	ax mm	Iy cm⁴	Wy cm³	ay mm
004.3130.XX	19.05	1.6	6.00	1.141	0.774	27.84	1.881	0.675	11.18
004.3843.XX	23.68	8.0	6.00	4.009	1.264	10.47	1.621	0.952	15.29
030.1143.XX	22.89	7.8	6.00	3.495	1.143	14.53	2.214	1.076	20.57

004.3130.XX

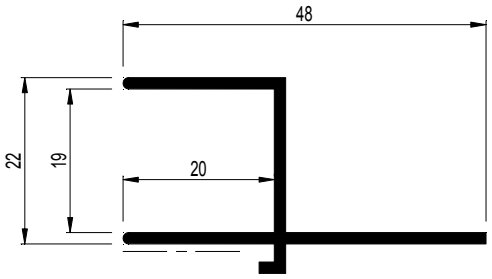

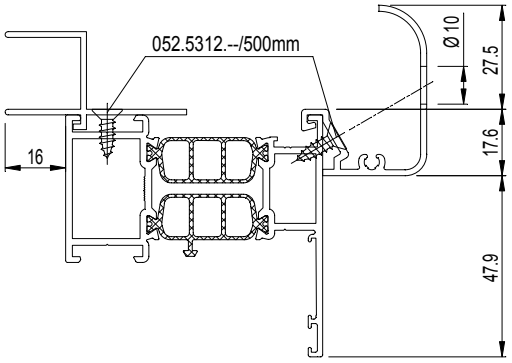

004.3843.XX

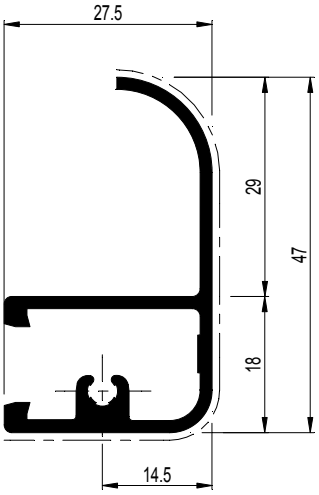

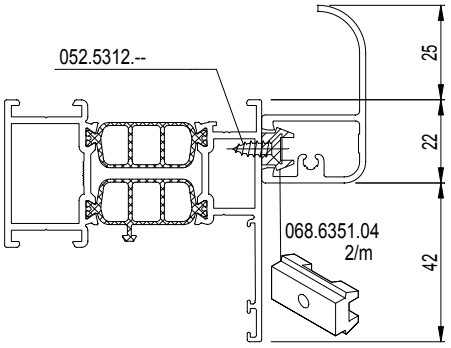

030.1143.XX

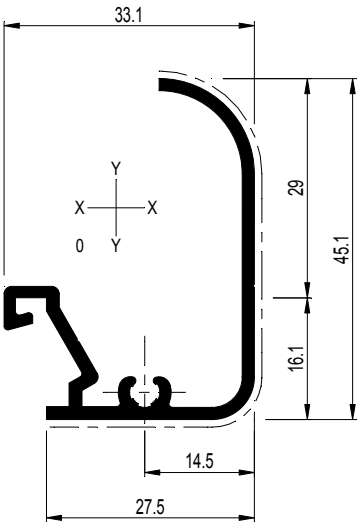

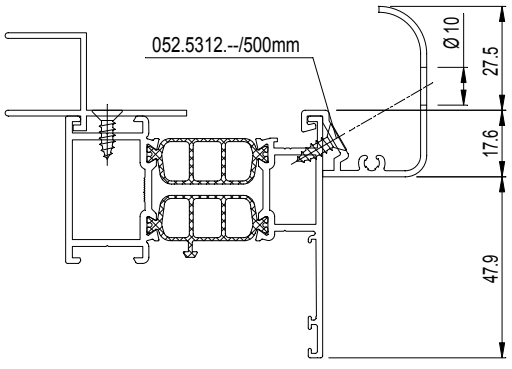

D0006504

CS 77

AFWERKINGSPROFIEL
PROFILE DE FINITION
FINISHING PROFILE
AUSFUEHRUNGSPROFIL

	A dm²/m	P dm²/m	Lm	Ix cm⁴	Wx cm³	ax mm	Iy cm⁴	Wy cm³	ay mm
017.0077.XX	15.99	5.8	6.50	3.720	1.214	30.66	0.171	0.140	2.87
017.0110.XX	12.27	4.3	6.50	1.034	0.491	21.07	0.165	0.143	11.55
017.0119.XX	20.61	10.4	6.50	8.481	2.020	41.97	0.350	0.239	14.66
017.0120.XX	12.03	3.8	6.50	1.128	0.550	20.51	0.152	0.132	11.48
017.0131.XX	10.12	3.8	6.50	-	-	-	-	-	-
017.0210.XX	7.60	1.2	6.50	0.058	0.100	5.80	0.070	0.118	4.65
019.4904.XX	3.90	0.6	6.50	0.004	0.014	2.72	0.034	0.058	4.77
030.0020.04	-	-	7.00	-	-	-	-	-	-

Y
X — X
0 Y

030.0020.04

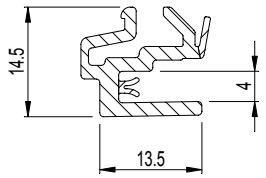

017.0210.XX

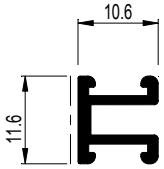

019.4904.XX

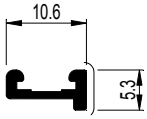

017.0131.XX

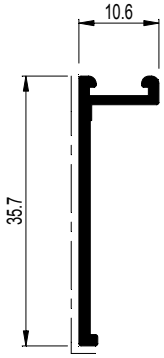

017.0120.XX

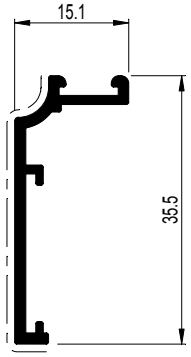

017.0077.XX

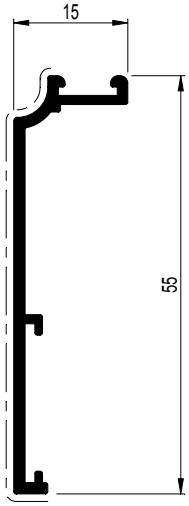

017.0119.XX

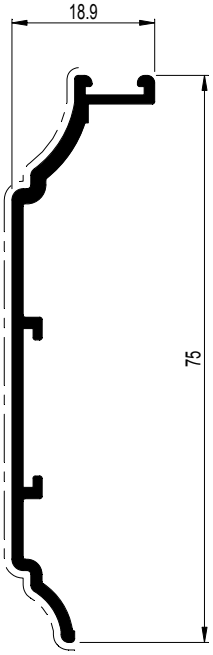

017.0110.XX

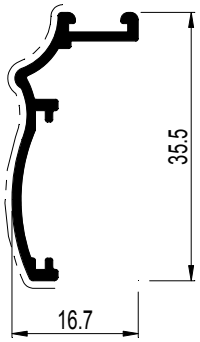

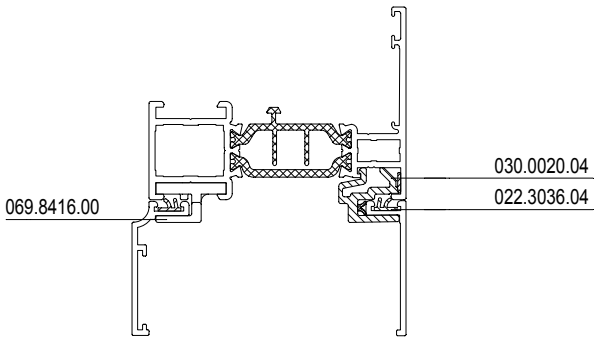

017.0077.XX	
021.0245.00	---

017.0110.XX	
021.0245.00	---

017.0119.XX	
021.0245.00	---

017.0120.XX	
021.0245.00	---

D0079167

CS 77

AFWERKINGSPROFIEL
PROFILE DE FINITION
FINISHING PROFILE
AUSFUEHRUNGSPROFIL

	A dm²/m	P dm²/m	Lm	Ix cm⁴	Wx cm³	ax mm	Iy cm⁴	Wy cm³	ay mm
017.0127.XX	32.97	12.3	6.50	20.830	3.544	58.77	4.778	1.344	35.54
017.0129.XX	19.23	6.9	6.50	2.539	0.940	13.89	1.450	0.519	27.94
017.5003.XX	35.06	15.2	6.50	28.875	4.456	64.81	21.672	3.699	58.59

017.0129.XX

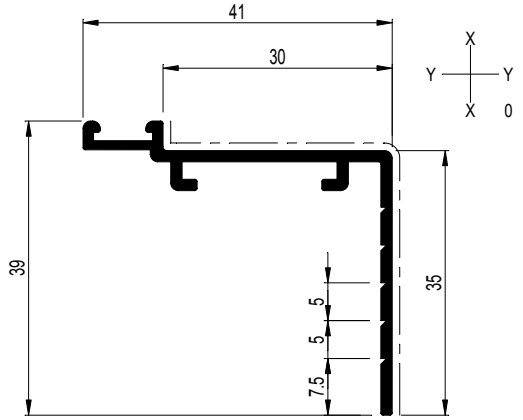

017.0127.XX

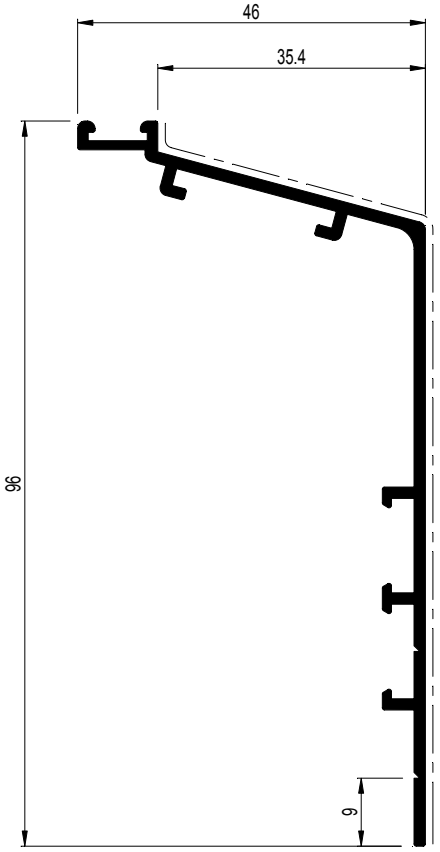

017.5003.XX

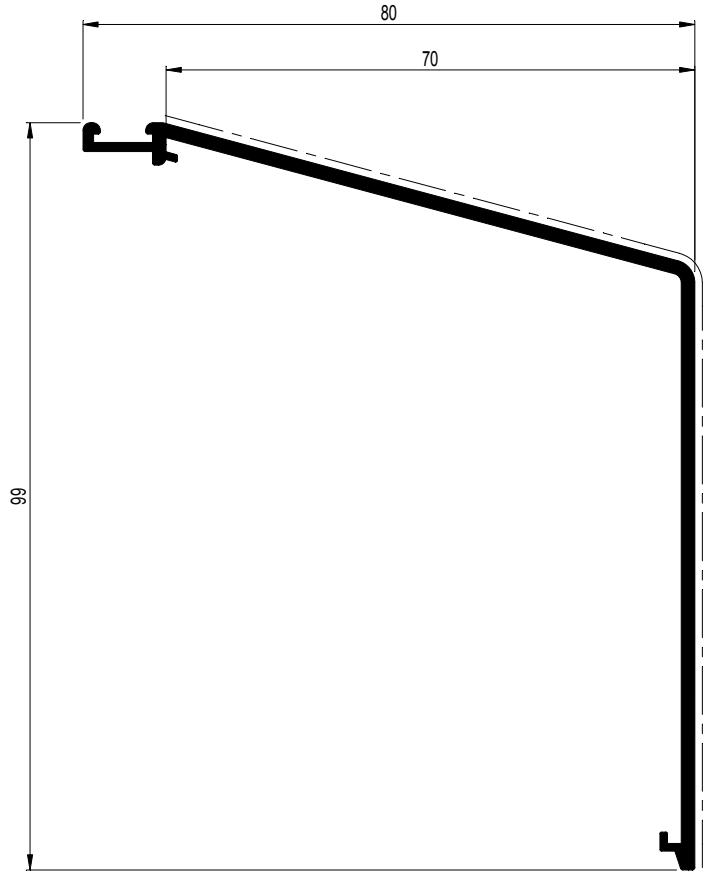

D0079169

CS 77

AFWERKINGSPROFIEL
PROFILE DE FINITION
FINISHING PROFILE
AUSFUEHRUNGSPROFIL

	A dm²/m	P dm²/m	Lm	Ix cm⁴	Wx cm³	ax mm	Iy cm⁴	Wy cm³	ay mm
017.0189.XX	22.21	4.8	6.50	2.178	0.687	31.71	5.036	1.387	36.31
017.0190.XX	26.20	10.2	6.50	2.527	0.755	33.48	12.024	2.488	26.28
017.0193.XX	39.15	15.8	6.50	1.487	0.592	25.14	47.355	6.191	57.32
017.0197.XX	10.63	3.7	6.50	0.224	0.173	12.99	0.785	0.425	18.49
017.0198.XX	19.00	7.3	6.50	0.613	0.322	19.05	0.006	1.729	34.70

Y
X X
0 Y

017.0189.XX

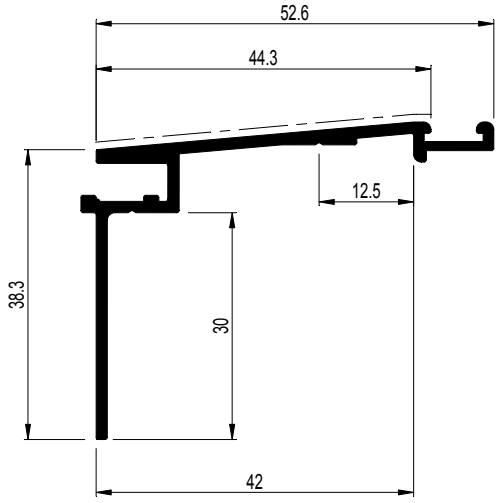

017.0190.XX

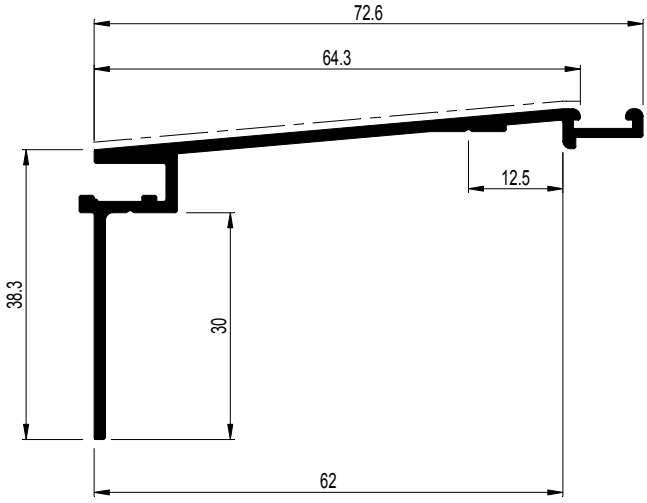

017.0193.XX

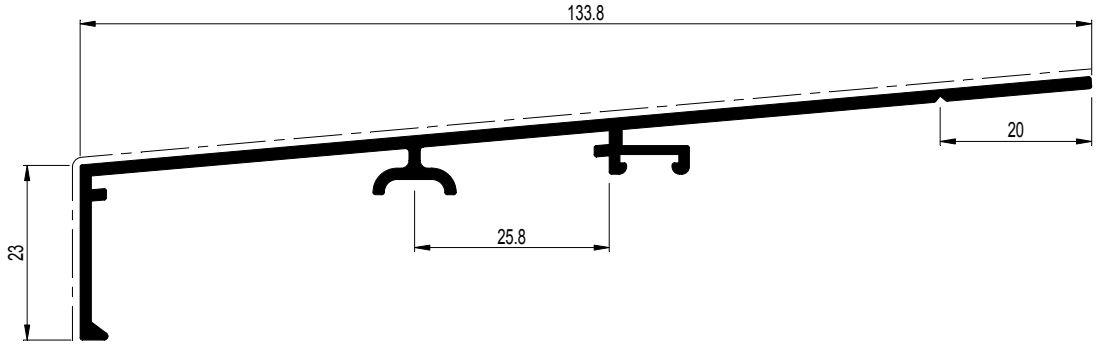

017.0197.XX

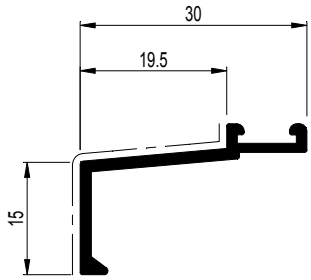

017.0198.XX

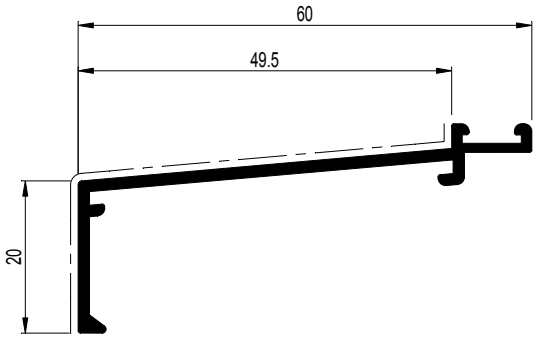

D0079172

CS 77

AFWERKINGSPROFIEL
PROFILE DE FINITION
FINISHING PROFILE
AUSFUEHRUNGSPROFIL

	A dm²/m	P dm²/m	Lm	Ix cm⁴	Wx cm³	ax mm	Iy cm⁴	Wy cm³	ay mm
017.0199.XX	25.81	10.7	6.50	0.843	0.399	21.15	19.870	3.816	41.93
017.0205.XX	33.06	14.3	6.50	1.202	0.517	23.26	48.536	6.900	59.66
017.0233.XX	16.90	5.6	6.50	0.101	0.139	7.27	4.063	1.365	25.84
017.0234.XX	15.00	5.0	6.50	0.495	0.291	16.99	1.893	0.798	23.72
017.0235.XX	25.06	10.0	6.50	0.833	0.406	20.53	17.251	3.468	49.74

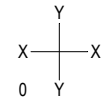

017.0233.XX

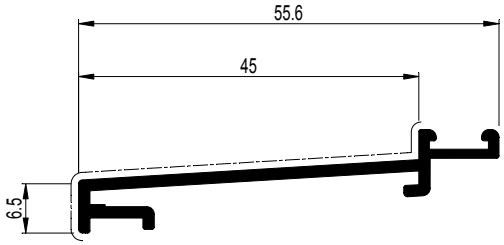

017.0199.XX

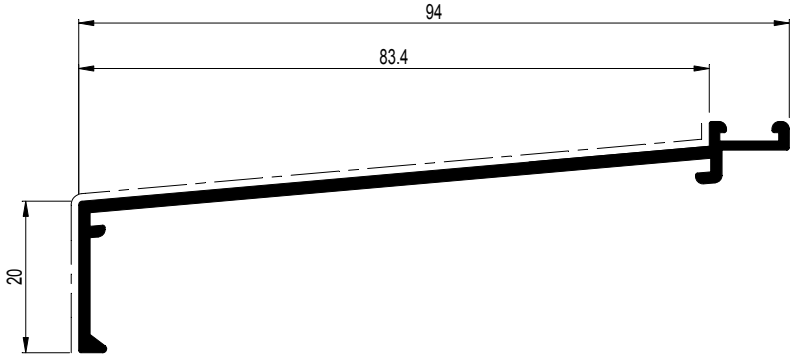

017.0205.XX

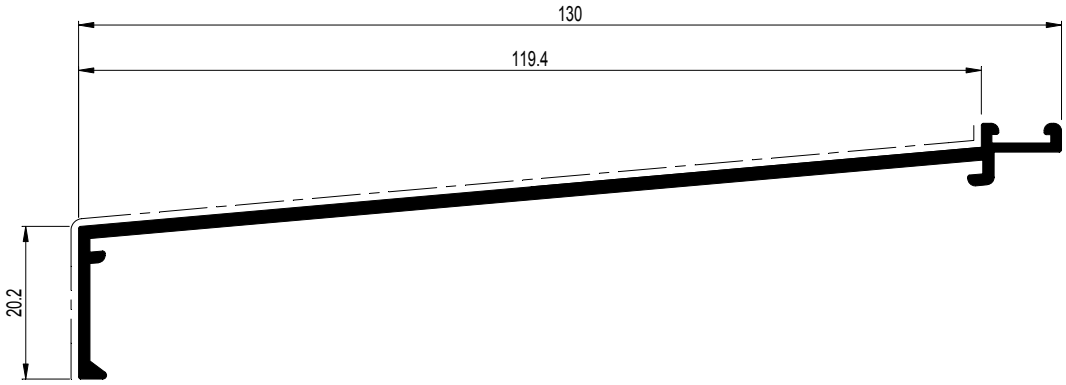

017.0235.XX

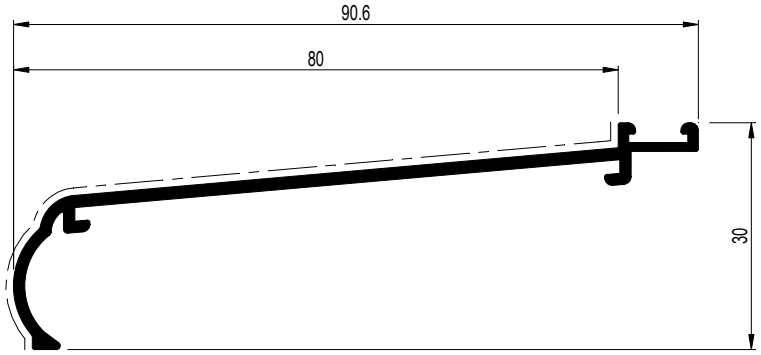

017.0234.XX

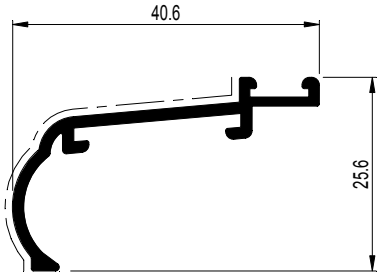

D0079174

CS 77

AFWERKINGSPROFIEL
PROFILE DE FINITION
FINISHING PROFILE
AUSFUEHRUNGSPROFIL

	A dm²/m	P dm²/m	Lm	Ix cm⁴	Wx cm³	ax mm	Iy cm⁴	Wy cm³	ay mm
017.0201.XX	22.30	7.9	6.50	1.856	0.688	26.99	5.046	1.477	18.44
017.0202.XX	26.30	9.9	6.50	1.996	0.709	28.15	12.080	2.700	27.87
017.0203.XX	32.12	11.9	6.50	2.133	0.727	29.36	24.151	4.355	37.14
017.0204.XX	36.12	13.9	6.50	2.205	0.737	29.93	41.070	6.206	46.42

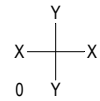

017.0201.XX

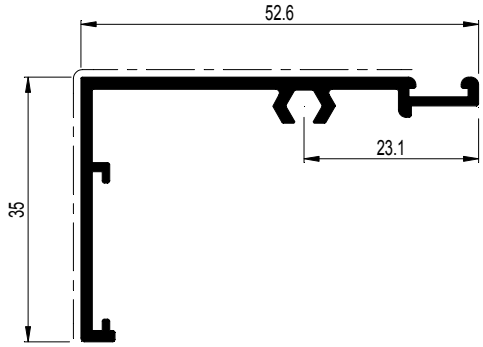

017.0202.XX

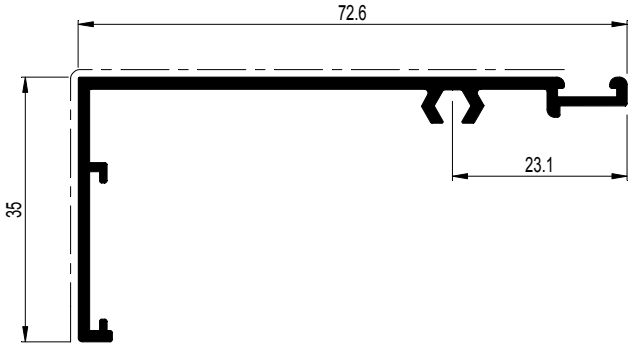

017.0203.XX

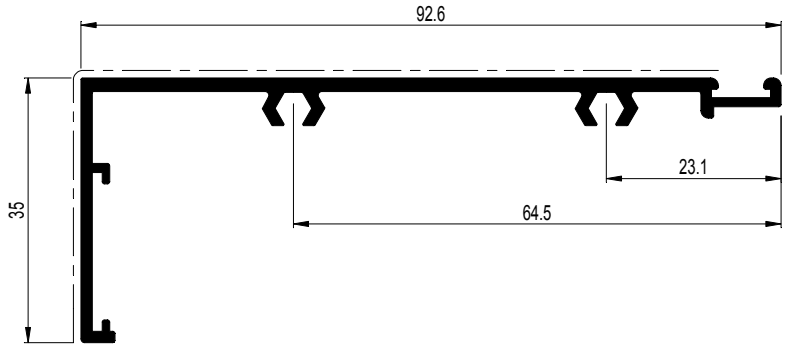

017.0204.XX

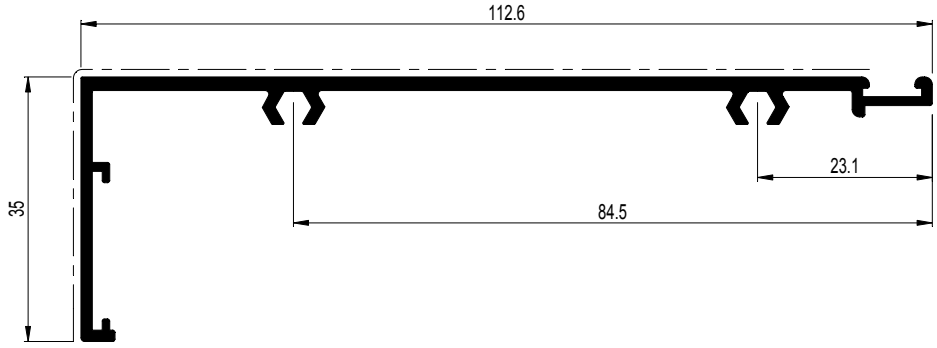

017.0201.XX	
021.0245.00	---

017.0202.XX	
021.0245.00	---

017.0203.XX	
021.0245.00	---

017.0204.XX	
021.0245.00	---

D0079175

CS 77

AFWERKINGSPROFIEL
PROFILE DE FINITION
FINISHING PROFILE
AUSFUEHRUNGSPROFIL

	A dm²/m	P dm²/m	Lm	Ix cm⁴	Wx cm³	ax mm	Iy cm⁴	Wy cm³	ay mm
017.0211.XX	23.26	8.9	6.50	1.896	0.694	27.32	6.279	1.684	20.31
017.0212.XX	27.29	10.4	6.50	2.040	0.715	28.53	14.343	3.015	30.03
017.0213.XX	33.07	12.4	6.50	2.153	0.729	29.51	27.316	4.672	39.14
017.0214.XX	37.06	14.3	6.50	2.221	0.739	30.05	45.475	6.580	48.49
017.0216.XX	19.34	6.4	6.50	1.713	0.663	25.82	1.987	0.746	10.97

Y
X X
0 Y

017.0216.XX

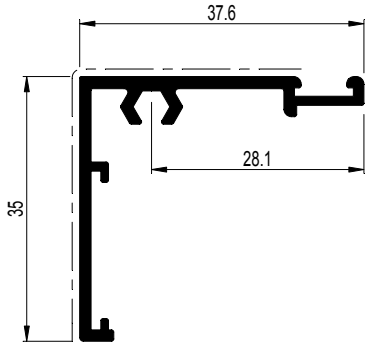

017.0212.XX

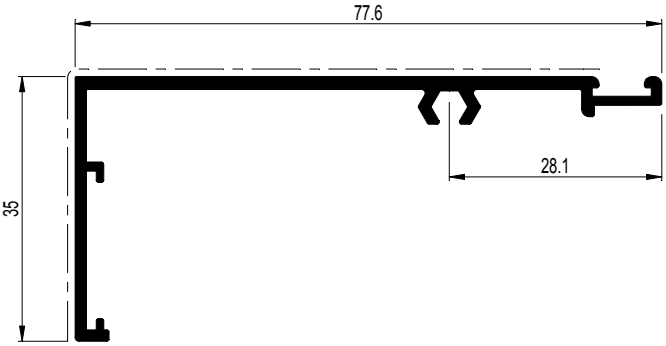

017.0211.XX

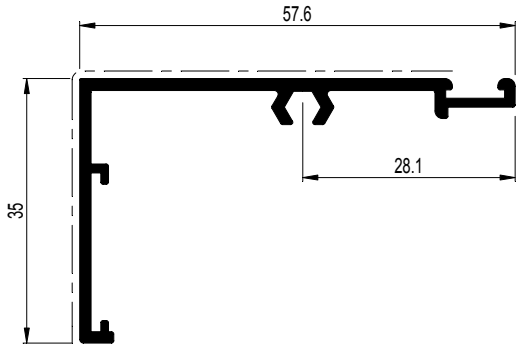

017.0213.XX

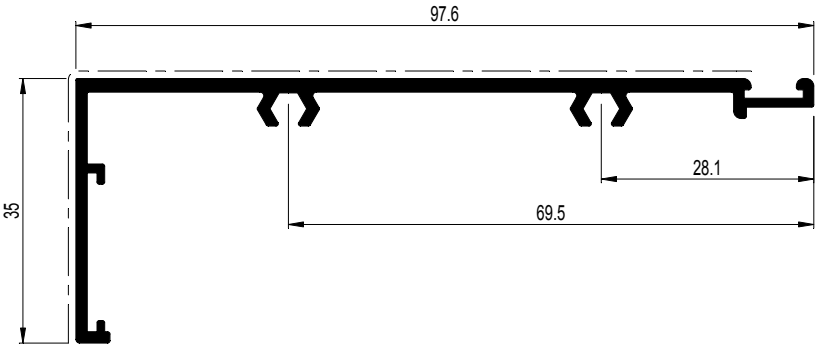

017.0214.XX

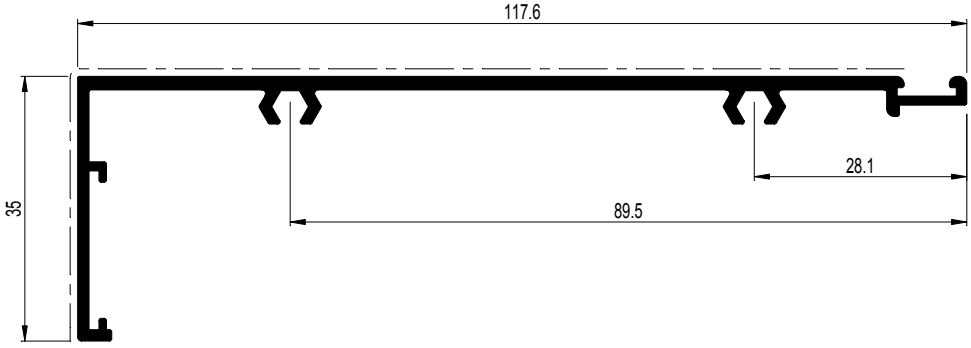

017.0216.XX	
021.0245.00	---

017.0214.XX	
021.0245.00	---

017.0213.XX	
021.0245.00	---

017.0212.XX	
021.0245.00	---

017.0211.XX	
021.0245.00	---

D0079176

CS 77

AFDEKPROFIEL MET BORSTELOPNAME
PROFILE DE RECOUVR. AVEC RAINURE DE BROSSE
COVERING PROFILE WITH BRUSH DETAIL
ABDECKPROFIL MIT BUERSTENAUFNAHME

	A dm²/m	P dm²/m	Lm	Ix cm⁴	Wx cm³	ax mm	Iy cm⁴	Wy cm³	ay mm	Y X X 0 Y
008.0562.XX	19.83	6.5	7.00	1.638	0.794	8.86	9.425	2.094	45.02	

008.0562.XX

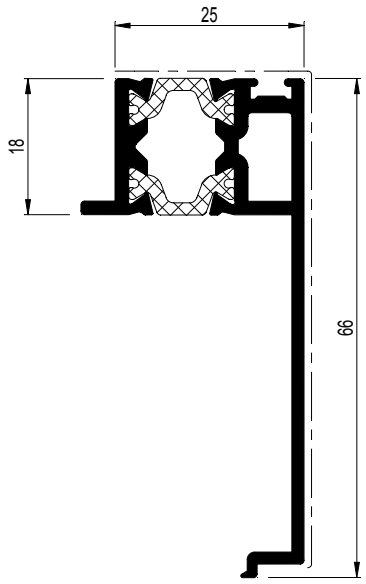

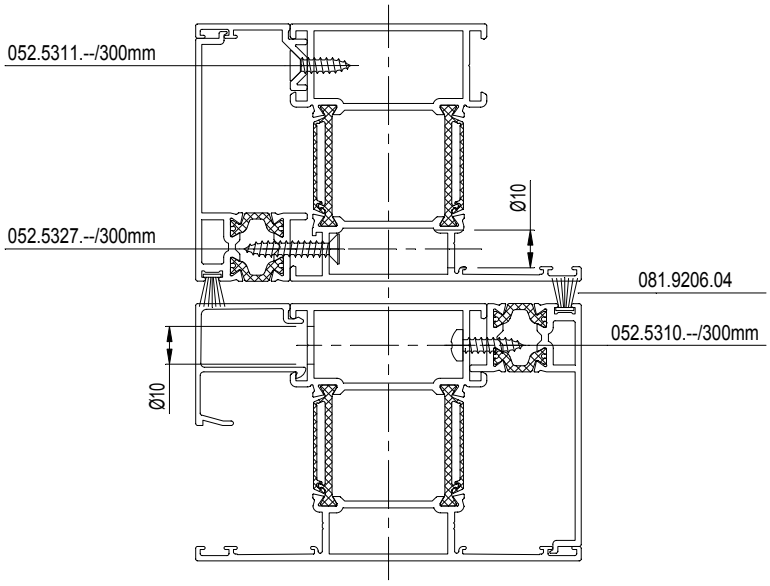

D0078040

CS 77

LEKLIJST
REJET D'EAU
DRIP CAP
WETTERSCHENKEL

	A dm²/m	P dm²/m	Lm	Ix cm⁴	Wx cm³	ax mm	Iy cm⁴	Wy cm³	ay mm
004.3846.XX	7.39	5.9	6.00	0.074	0.077	4.48	0.257	0.224	7.52
026.0119.XX	12.77	3.8	6.00	0.314	0.274	10.28	0.870	0.424	9.50
030.0019.XX	8.62	2.7	7.00	0.138	0.151	6.58	0.186	0.192	8.33
030.3119.XX	7.27	2.3	6.00	0.071	0.096	7.38	0.187	0.175	8.84

004.3846.XX

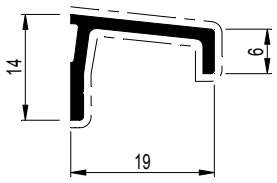

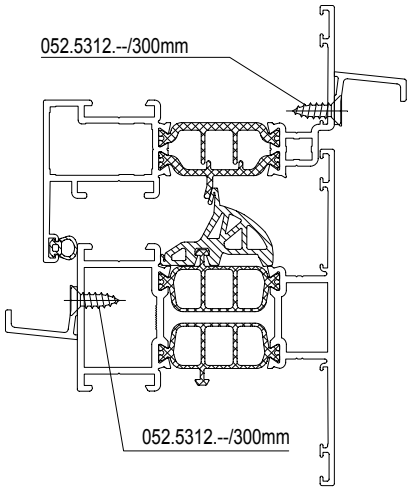

026.0119.XX

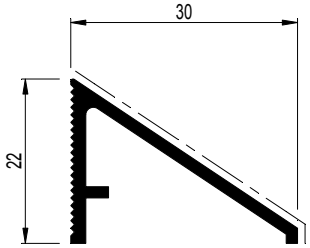

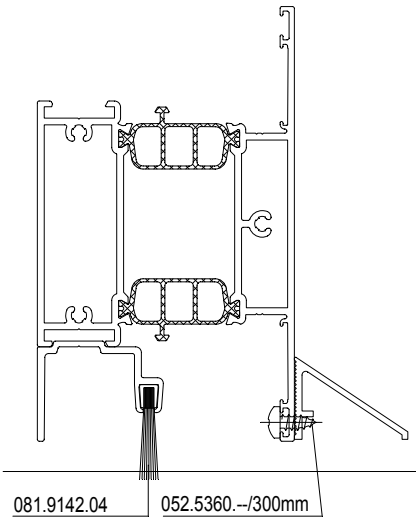

030.0019.XX

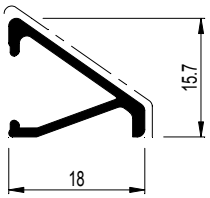

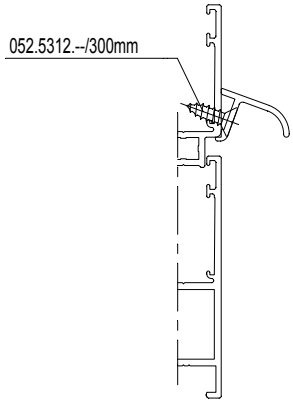

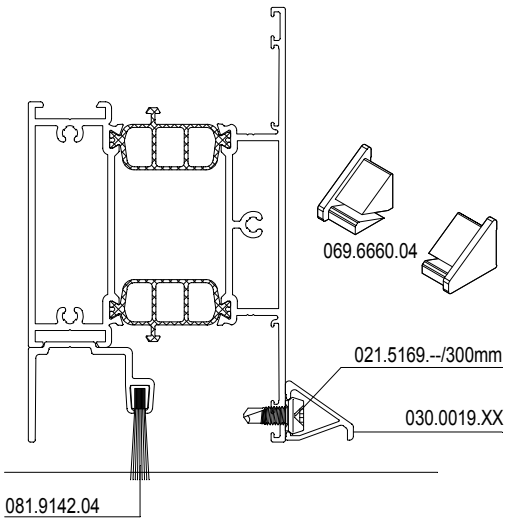

030.3119.XX

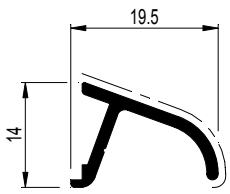

D0005821

CS 77

LEKLIJST
REJET D'EAU
DRIP CAP
WETTERSCHENKEL

	A dm²/m	P dm²/m	Lm	Ix cm⁴	Wx cm³	ax mm	Iy cm⁴	Wy cm³	ay mm	
048.0919.XX	11.00	6.5	7.00	0.131	0.170	4.30	0.799	0.344	23.23	X Y Y X 0

048.0919.XX

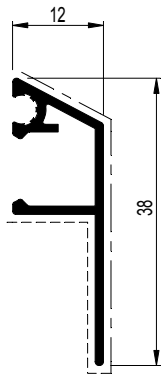

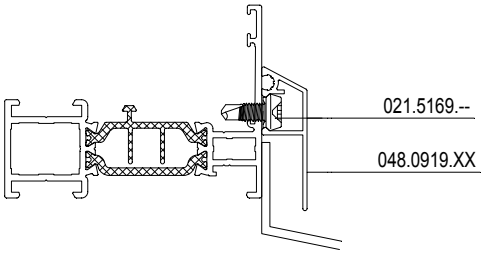

D0078622

CS 77

BEKLEDINGSPROFIEL
PLANCHETTE
COVER PROFILE
PANEEL

	A dm²/m	P dm²/m	Lm	Ix cm⁴	Wx cm³	ax mm	Iy cm⁴	Wy cm³	ay mm
025.0056.XX	7.12	3.6	6.00	0.064	0.089	7.19	0.092	0.153	6.00
025.0058.XX	9.80	4.8	6.00	0.207	0.222	9.36	0.190	0.272	7.00
030.1158.XX	29.81	10.5	6.50	0.251	0.349	7.21	28.527	4.686	60.87
030.1159.XX	34.81	13.0	6.50	0.266	0.355	7.49	49.710	6.703	74.16
030.1160.XX	39.81	15.5	6.50	0.278	0.360	7.70	79.505	9.155	86.84
035.0104.00	2.23	-	6.00	0.001	0.011	1.48	0.013	0.030	4.29

Y
X X
0 Y

030.1158.XX

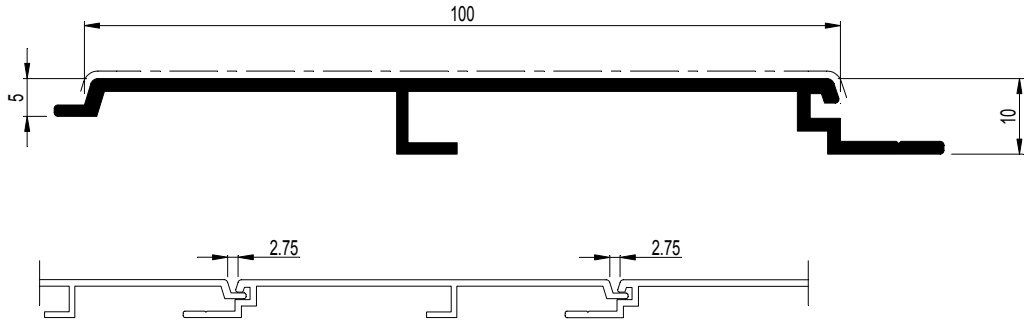

030.1159.XX

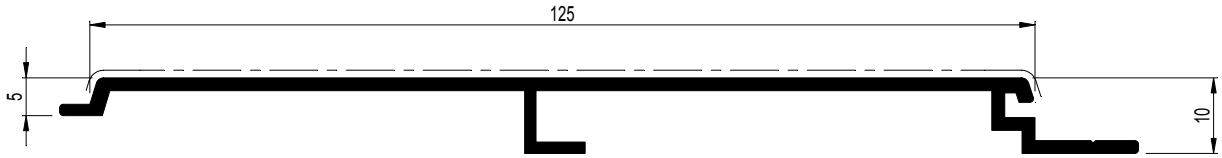

030.1160.XX

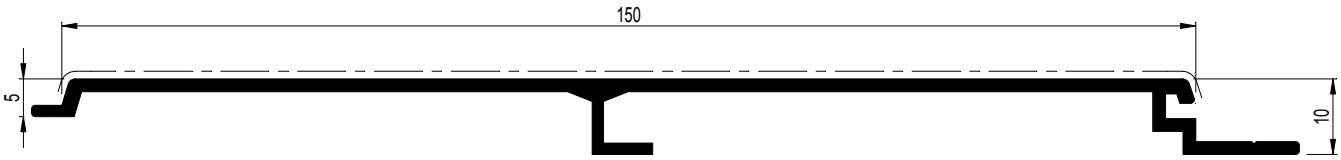

035.0104.00

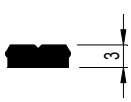

068.6350.00 --> L=20MM

025.0056.XX

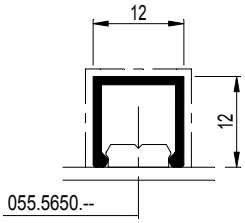

025.0058.XX

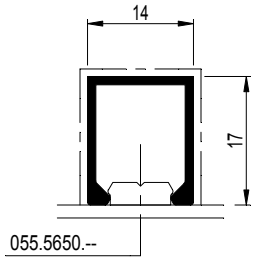

D0005822

CS 77

SLUITLATTEN
TRINGLES
LINKBARS
SCHUBSTANGEN

	A dm²/m	P dm²/m	Lm	Ix cm⁴	Wx cm³	ax mm	Iy cm⁴	Wy cm³	ay mm
001.0075.17	4.90	1.8	6.00	-	-	-	-	-	-
004.3140.17	4.60	-	6.00	-	-	-	-	-	-

X
Y Y
X 0

001.0075.17

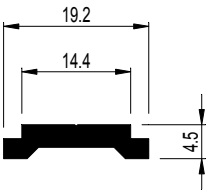

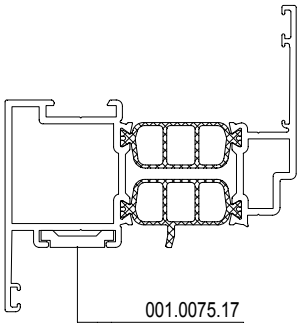

004.3140.17

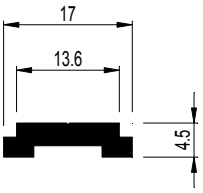

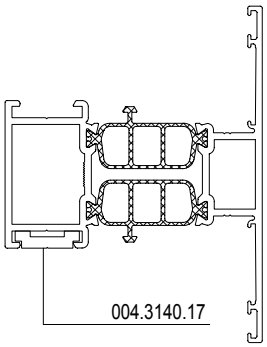

D0005823

CS 77

VERSTEVIGINGSPROFIEL RAAMDEUR (THERMO FRONT)
PROFILE DE RENFORCEMENT FENETRE-PORTE (THERMO FRONT)
REINFORCEMENT PROFILE WINDOW-DOOR (THERMO FRONT)
VERSTAERKUNGSPROFIL FENSTERTUER (THERMO FRONT))

	A dm²/m	P dm²/m	Lm	Ix cm⁴	Wx cm³	ax mm	Iy cm⁴	Wy cm³	ay mm
030.3876.XX	10.81	2.2	7.00	0.559	0.372	12.48	0.147	0.152	9.04
030.3877.XX	27.19	7.2	7.00	11.722	2.981	39.32	1.086	0.799	13.59

030.3876.XX

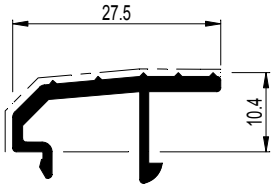

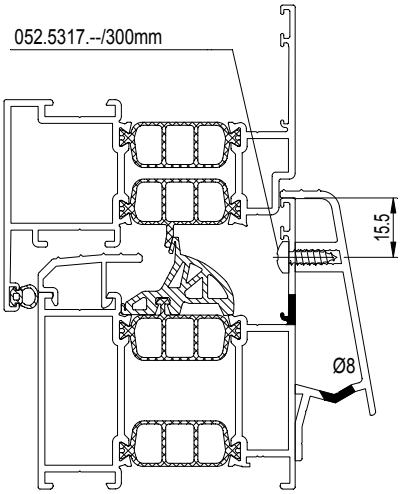

030.3877.XX

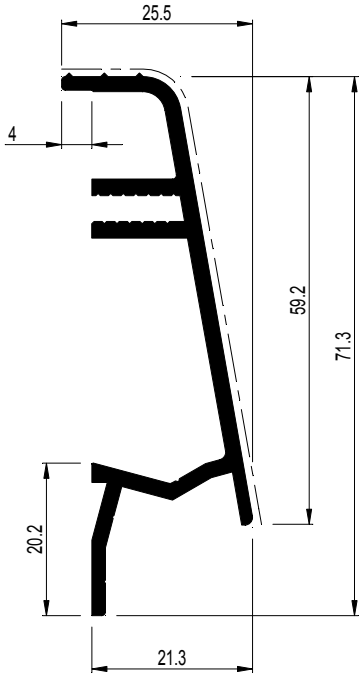

D0005824

CS 77

HANDGREEP
MAIN COURANTE
HANDRAIL
HANDLAUF

	A dm²/m	P dm²/m	Lm	Ix cm⁴	Wx cm³	ax mm	Iy cm⁴	Wy cm³	ay mm	X Y Y X 0
035.0082.00	34.39	15.4	6.00	-	-	-	-	-	-	

035.0082.00

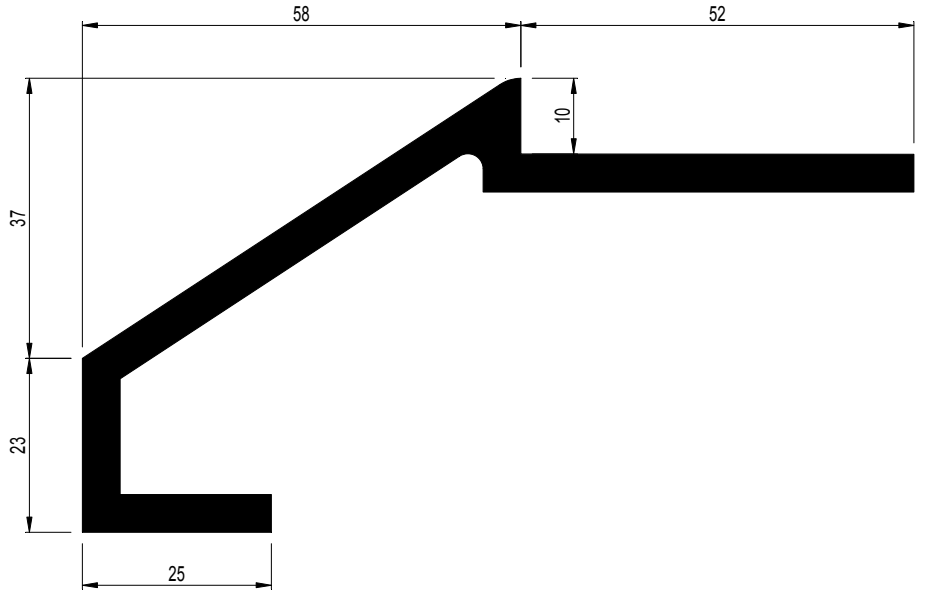

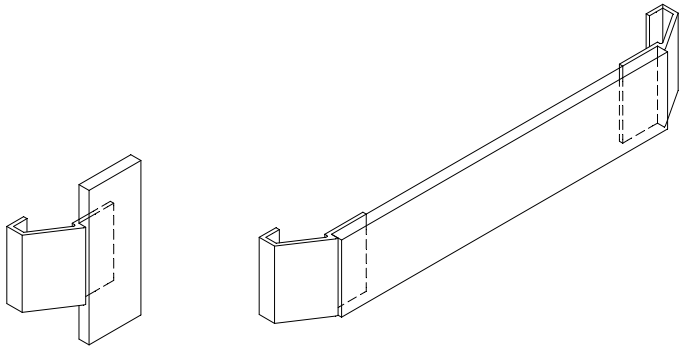

D0005826

CS 77-HV

BUITENKADER NAAR BINNENDRAAIEND
DORMANT OUVRANT VERS L'INTERIEUR
OUTER FRAME INWARD OPENING
BLENDRAHMEN NACH INNEN OEFFNEND

	A dm²/m	P dm²/m	Lm	Ix cm⁴	Wx cm³	ax mm	Iy cm⁴	Wy cm³	ay mm
008.4536.XX	33.84	10.3	7.00	16.902	4.163	27.40	14.425	2.688	22.34
008.4583.XX	36.44	12.9	7.00	21.515	5.462	28.61	23.497	3.851	27.98

008.4536.XX

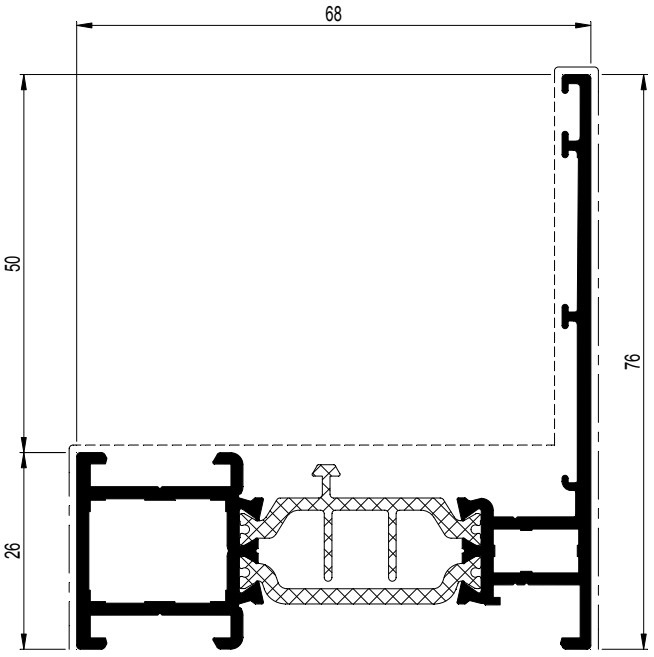

008.4536.XX	
068.7850.00 068.7851.00	095.30PN.00 of-ou-or-oder 095.B500.00
068.8840.00	097.O800.00 097.O900.00 097.P000.00 of-ou-or-oder 097.F800.00 of-ou-or-oder 097.0411.00
068.7850.00 068.7851.00 050.5153.-- (2x) 068.5938.-- (2x)	097.O800.00 097.O900.00 097.P000.00 of-ou-or-oder 097.F800.00 of-ou-or-oder 097.0411.00
068.7850.00 068.7851.00 068.5920.-- (2x) 068.5938.-- (2x)	097.O800.00 097.O900.00 097.P000.00 of-ou-or-oder 097.F800.00 of-ou-or-oder 097.0411.00
068.8730.00+(*) or 068.8740.00+(*) (*) 050.5153.--	097.0434.00
068.8735.00 050.5153.--	097.0434.00
068.8730.00+(*) or 068.8740.00+(*) 068.5920.--	097.0434.00
068.8735.00 068.5920.--	097.0434.00
068.8779.00 060.8715/16.00	097.0009.00
068.8905.00 060.8715/16.00	097.0008.00
060.8723.-- or 060.8746.00 060.8715/16.00	---

008.4583.XX

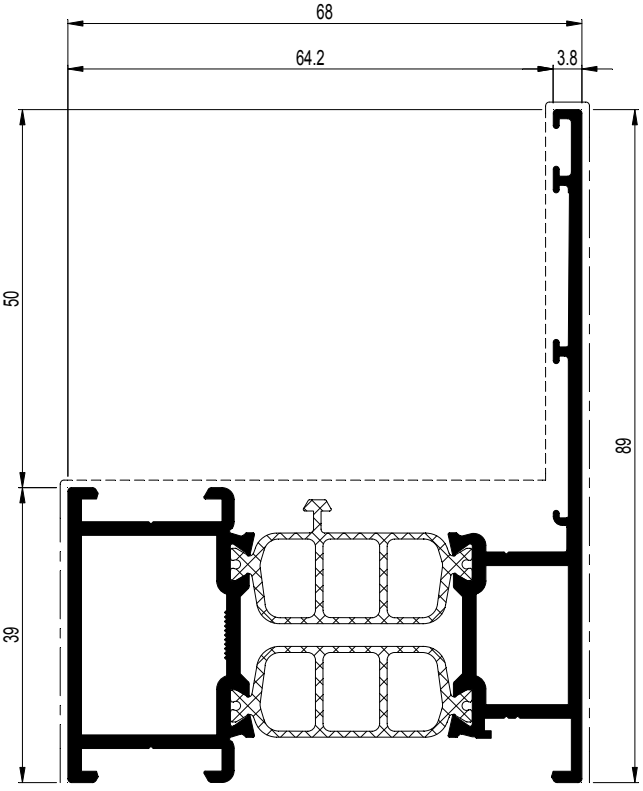

008.4583.XX	
068.7952.00 068.7853.00	095.30PN.00 of-ou-or-oder 095.B500.00
068.8841.00	097.O800.00 097.P100.00 097.P200.00 of-ou-or-oder 097.0411.00
068.7952.00 068.7853.00 050.5153.-- (2x) 068.5938.-- (2x)	097.O800.00 097.P100.00 097.P200.00 of-ou-or-oder 097.0411.00
068.7952.00 068.7853.00 068.5920.-- (2x) 068.5938.-- (2x)	097.O800.00 097.P100.00 097.P200.00 of-ou-or-oder 097.0411.00
068.8731.00 + (*) or 068.8741.00 + (*) 050.5153.-- (2x)	097.0434.00
068.8736.00 050.5153.-- (2x)	097.0434.00
068.8731.00+(*) or 068.8741.00+(*) 068.5920.-- (2x)	097.0434.00
068.8736.00 068.5920.-- (2x)	097.0434.00
068.8779.00 068.8906.04 060.8715/16.00	097.0009.00
068.8905.00 068.8906.04 (2x) 060.8715/16.00	097.0008.00
060.8723.-- or 060.8746.00 060.8715/16.00	---

D0005827

CS 77-HV

BUITENKADER
DORMANT
OUTER FRAME
BLENDRAHMEN

	A dm²/m	P dm²/m	Lm	Ix cm⁴	Wx cm³	ax mm	Iy cm⁴	Wy cm³	ay mm	
008.3525.XX	49.85	17.0	7.00	25.267	6.515	29.22	36.554	5.390	34.18	X Y Y X 0

008.3525.XX

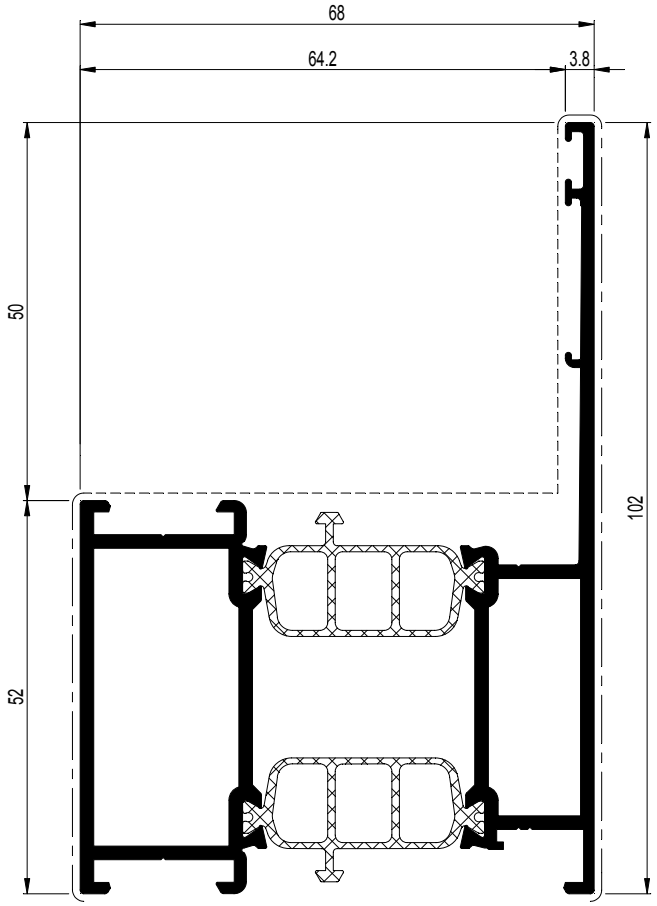

008.3525.XX	
068.7854.00 068.7855.00	095.30PN.00 of-ou-or-oder 095.B500.00
068.8842.00	097.O800.00 097.P100.00 097.P200.00 of-ou-or-oder 097.0411.00
068.7854.00 068.7855.00 050.5153.-- (2x) 068.5938.-- (2x)	097.O800.00 097.P100.00 097.P200.00 of-ou-or-oder 097.0411.00
068.7854.00 068.7855.00 068.5920.-- (2x) 068.5938.-- (2x)	097.O800.00 097.P100.00 097.P200.00 of-ou-or-oder 097.0411.00
068.8730.00+(*) or 068.8740.00+(*) (*) 050.5153.--	097.0434.00
068.8735.00 050.5153.--	097.0434.00
068.8730.00+(*) or 068.8740.00+(*) (*) 068.5920.--	097.0434.00
068.8735.00 068.5920.--	097.0434.00
068.8779.00 068.8906.04 (2x) 060.8715/16.00	097.0009.00
068.8905.00 068.8906.04 (4x) 060.8715/16.00	097.0008.00
060.8723.-- or 060.8746.00 060.8715/16.00	---

D0041598

Profielen
Profilés
Profiles
Profile

CS 77-HV

BUITENKADER GEVEL
DORMANT MUR-RIDEAU
OUTER FRAME CURTAIN WALL
BLENDRAHMEN FASSADE

	A dm²/m	P dm²/m	Lm	Ix cm⁴	Wx cm³	ax mm	Iy cm⁴	Wy cm³	ay mm	
008.3538.XX	37.02	10.7	7.00	21.613	5.234	26.71	25.106	4.066	32.84	X Y Y X 0

008.3538.XX

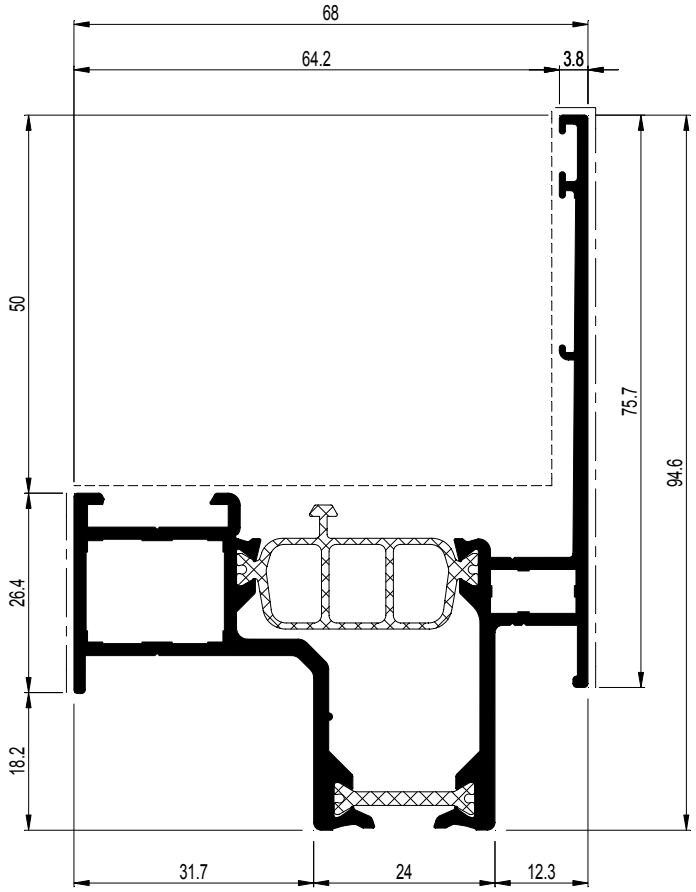

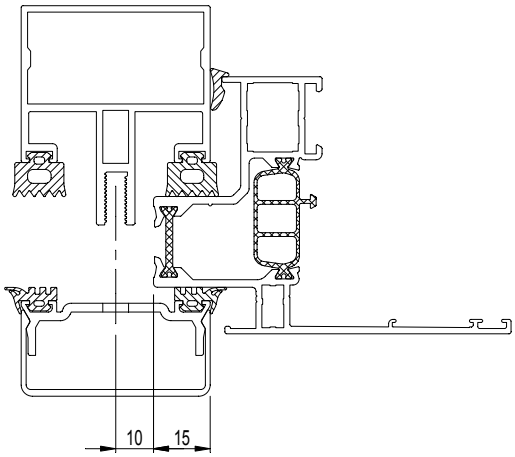

	008.3538.XX	
	068.7850.00 068.7851.00	095.30PN.00 of-ou-or-oder 095.B500.00
	068.8840.00	---
	068.7850.00 068.7851.00 050.5153.-- (2x) 068.5938.-- (2x)	---
	068.7850.00 068.7851.00 068.5920.-- (2x) 068.5938.-- (2x)	---
	068.8730.00+(*) or 068.8740.00+(*) (*) 050.5153.--	097.0434.00
	068.8730.00+(*) or 068.8740.00+(*) (*) 068.5920.--	097.0434.00
	060.8723.-- or 060.8746.00	---

D0005828

Profielen
Profilés
Profiles
Profile

CS 77-HV

BUITENKADER GEVEL
DORMANT MUR-RIDEAU
OUTER FRAME CURTAIN WALL
BLENDRAHMEN FASSADE

	A dm²/m	P dm²/m	Lm	Ix cm⁴	Wx cm³	ax mm	Iy cm⁴	Wy cm³	ay mm	
008.3539.XX	36.15	10.3	7.00	21.854	5.311	26.85	24.166	3.964	33.62	X Y Y X 0

008.3539.XX

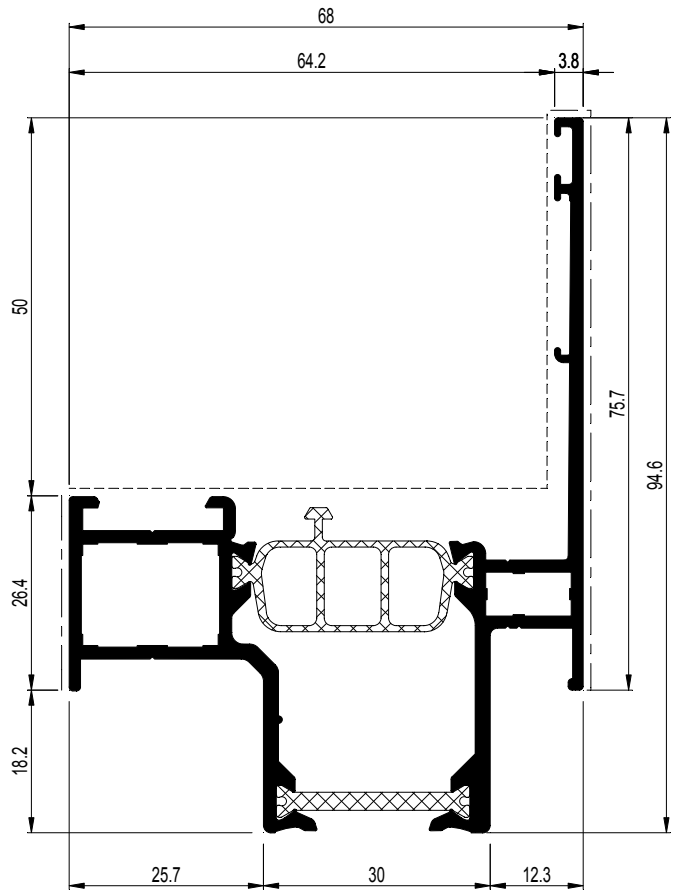

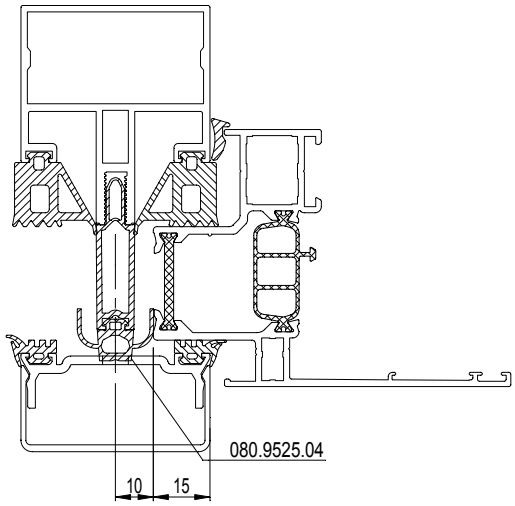

	008.3539.XX	
	068.7850.00 068.7851.00	095.30PN.00 of-ou-or-oder 095.B500.00
	068.8840.00	---
	068.7850.00 068.7851.00 050.5153.-- (2x) 068.5938.-- (2x)	---
	068.7850.00 068.7851.00 068.5920.-- (2x) 068.5938.-- (2x)	---
	068.8730.00+(*) or 068.8740.00+(*) (*) 050.5153.--	097.0434.00
	068.8730.00+(*) or 068.8740.00+(*) (*) 068.5920.--	097.0434.00
	060.8723.-- or 060.8746.00	---

D0005829

CS 77-HV

VLEUGEL
OUVRANT
VENT
FLUEGEL

	A dm²/m	P dm²/m	Lm	Ix cm⁴	Wx cm³	ax mm	Iy cm⁴	Wy cm³	ay mm
008.2502.XX	27.23	7.5	7.00	14.344	2.990	47.97	6.272	1.978	31.71
008.2503.XX	27.14	8.3	7.00	14.170	2.964	47.80	7.058	2.165	32.60
008.2504.XX	27.14	9.1	7.00	14.109	2.989	47.20	7.750	2.327	33.30

X Y Y X 0

008.2504.XX	
068.7958.00 068.7859.00	095.30PN.00 of-ou-or-oder 095.B500.00
068.8844.00	097.O800.00 097.O900.00 097.P000.00 of-ou-or-oder 097.0411.00
068.7958.00 068.7859.00 050.5153.-- (2x) 068.5938.-- (2x)	097.O800.00 097.O900.00 097.P000.00 of-ou-or-oder 097.0411.00
068.7958.00 068.7859.00 068.5920.-- (2x) 068.5938.-- (2x)	097.O800.00 097.O900.00 097.P000.00 of-ou-or-oder 097.0411.00
068.8876.00	097.0008.00

008.2503.XX	
068.7958.00 068.7859.00	095.30PN.00 of-ou-or-oder 095.B500.00
068.8844.00	097.O800.00 097.O900.00 097.P000.00 of-ou-or-oder 097.0411.00
068.7958.00 068.7859.00 050.5153.-- (2x) 068.5938.-- (2x)	097.O800.00 097.O900.00 097.P000.00 of-ou-or-oder 097.0411.00
068.7958.00 068.7859.00 068.5920.-- (2x) 068.5938.-- (2x)	097.O800.00 097.O900.00 097.P000.00 of-ou-or-oder 097.0411.00
068.8876.00	097.0008.00

008.2502.XX	
068.7958.00 068.7859.00	095.30PN.00 of-ou-or-oder 095.B500.00
068.8844.00	097.O800.00 097.O900.00 097.P000.00 of-ou-or-oder 097.0411.00
068.7958.00 068.7859.00 050.5153.-- (2x) 068.5938.-- (2x)	097.O800.00 097.O900.00 097.P000.00 of-ou-or-oder 097.0411.00
068.7958.00 068.7859.00 068.5920.-- (2x) 068.5938.-- (2x)	097.O800.00 097.O900.00 097.P000.00 of-ou-or-oder 097.0411.00
068.8876.00	097.0008.00

008.2504.XX

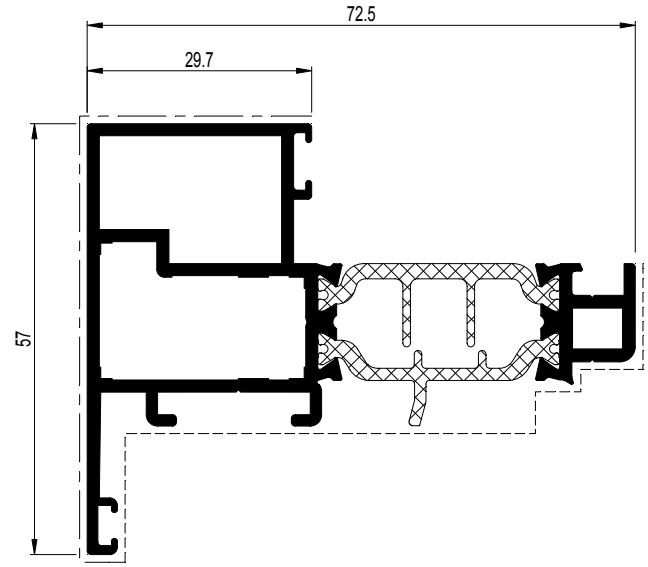

008.2503.XX

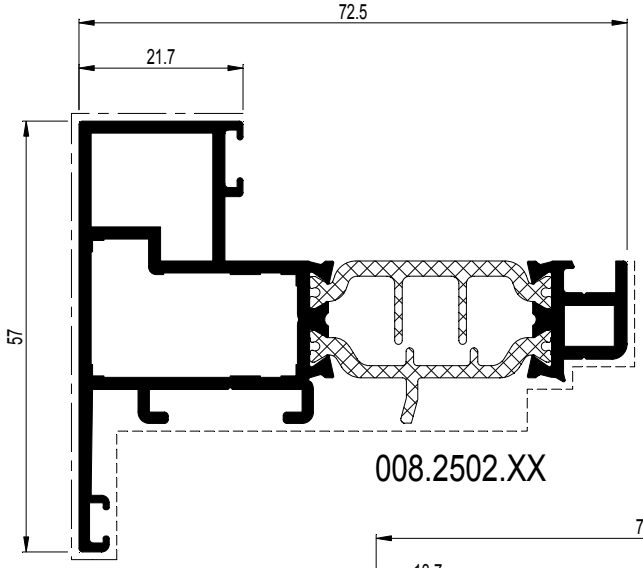

008.2502.XX

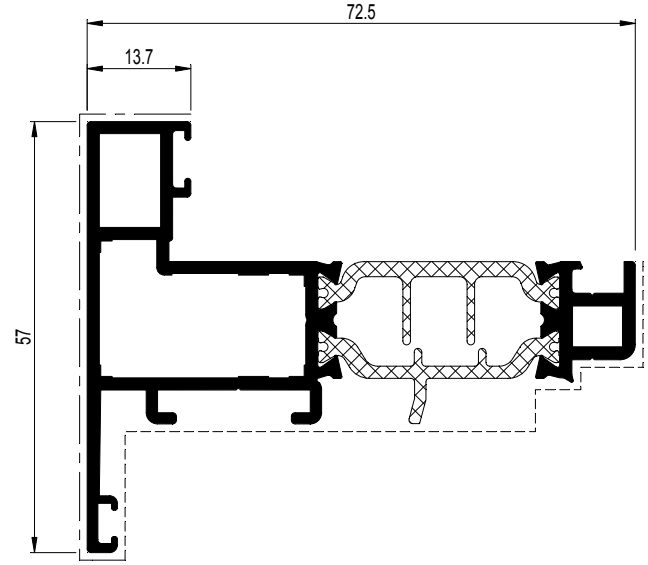

D0005830

CS 77-HV

VLEUGEL
OUVRANT
VENT
FLUEGEL

	A dm²/m	P dm²/m	Lm	Ix cm⁴	Wx cm³	ax mm	Iy cm⁴	Wy cm³	ay mm
008.2499.XX	29.57	9.3	7.00	15.942	3.104	51.36	15.534	3.971	39.12
008.2500.XX	29.57	10.1	7.00	15.996	3.177	50.35	17.561	4.328	40.58

008.2499.XX

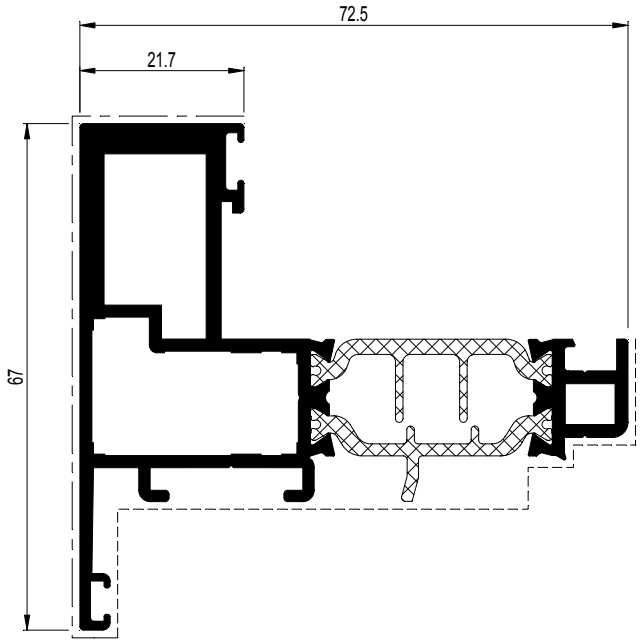

008.2500.XX

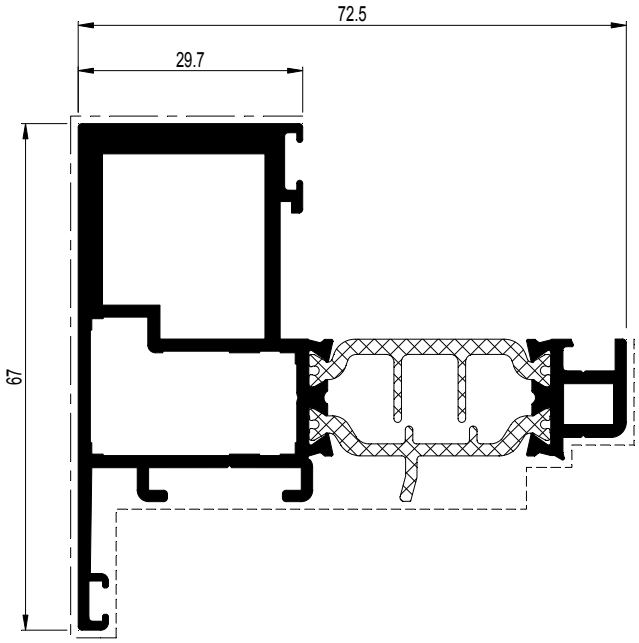

008.2499.XX	
068.7958.00 068.7859.00	---
068.8844.00	097.O800.00 097.O900.00 097.P000.00 of-ou-or-oder 097.0411.00
068.7958.00 068.7859.00 050.5153.-- (2x) 068.5938.-- (2x)	097.O800.00 097.O900.00 097.P000.00 of-ou-or-oder 097.0411.00
068.7958.00 068.7859.00 068.5920.-- (2x) 068.5938.-- (2x)	097.O800.00 097.O900.00 097.P000.00 of-ou-or-oder 097.0411.00
068.8876.00	097.0008.00

008.2500.XX	
068.7958.00 068.7859.00	---
068.8844.00	097.O800.00 097.O900.00 097.P000.00 of-ou-or-oder 097.0411.00
068.7958.00 068.7859.00 050.5153.-- (2x) 068.5938.-- (2x)	097.O800.00 097.O900.00 097.P000.00 of-ou-or-oder 097.0411.00
068.7958.00 068.7859.00 068.5920.-- (2x) 068.5938.-- (2x)	097.O800.00 097.O900.00 097.P000.00 of-ou-or-oder 097.0411.00
068.8876.00	097.0008.00

D0025415

CS 77-HV

STOLPPROFIEL
BATTEE CENTRALE FENETRE DOUBLE OUVRANTE
DOUBLE CASEMENT PROFILE
STULPPROFIL

	A dm²/m	P dm²/m	Lm	Ix cm⁴	Wx cm³	ax mm	Iy cm⁴	Wy cm³	ay mm	
008.3515.XX	44.61	14.4	7.00	20.224	3.894	22.87	29.381	4.781	56.55	

008.3515.XX

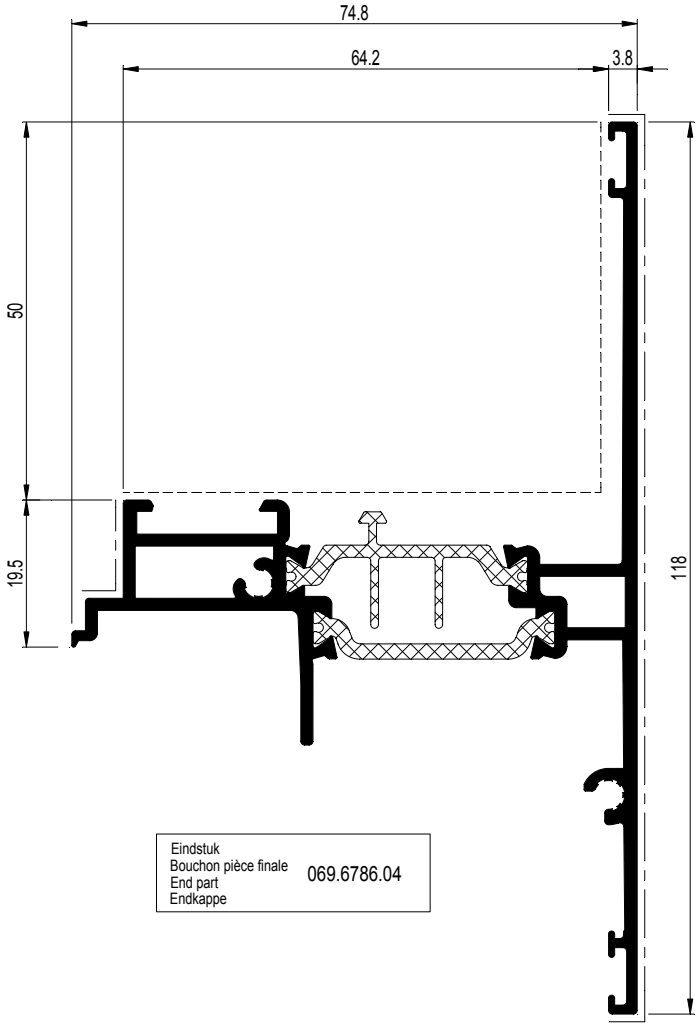

Eindstuk Bouchon pièce finale End part Endkappe	069.6786.04

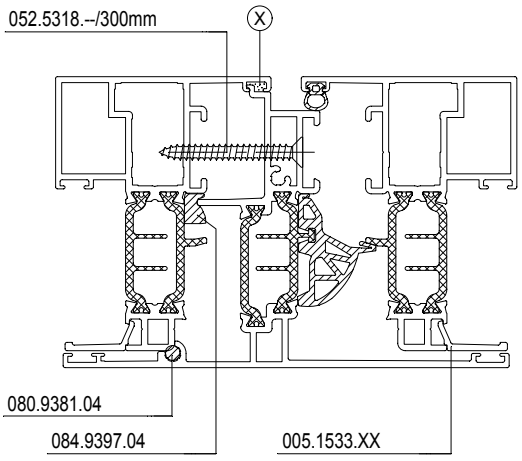

D0005831

CS 77-HV

T-PROFIEL
TRAVERSE
TRANSOM-MULLION
SPROSSE

	A dm²/m	P dm²/m	Lm	Ix cm⁴	Wx cm³	ax mm	Iy cm⁴	Wy cm³	ay mm	
008.4505.XX	45.69	15.3	7.00	20.206	4.410	22.18	34.294	5.443	63.00	

008.4505.XX

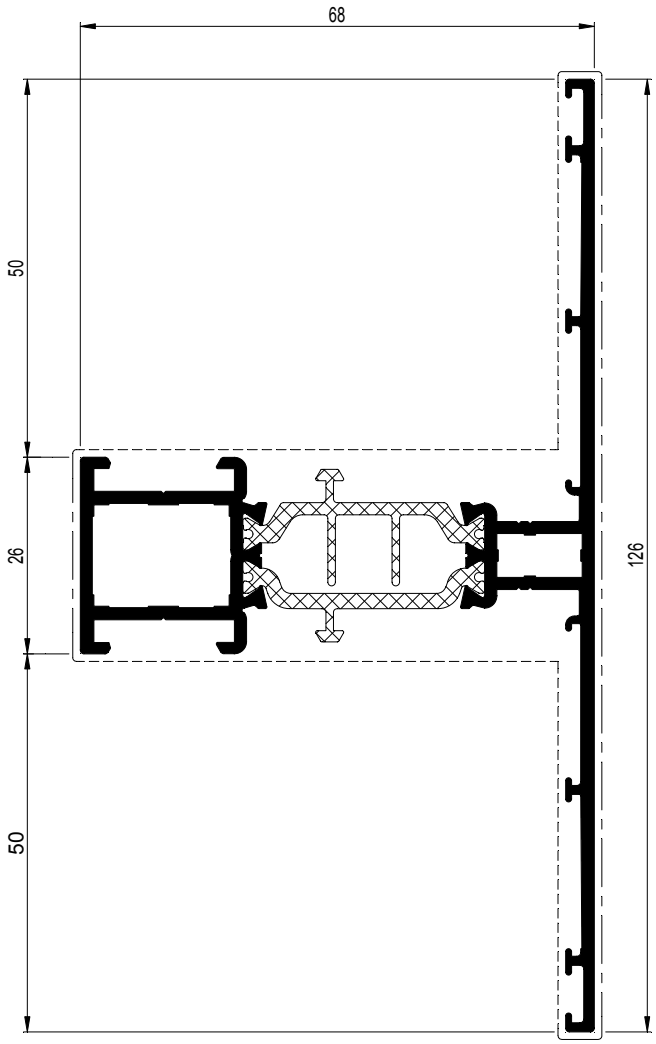

008.4505.XX	
068.7850.00 068.7851.00	---
068.8840.00	097.O800.00 097.O900.00 097.P000.00 of-ou-or-oder 097.0411.00
068.7850.00 068.7851.00 050.5153.-- (2x) 068.5938.-- (2x)	097.O800.00 097.O900.00 097.P000.00 of-ou-or-oder 097.0411.00
068.7850.00 068.7851.00 068.5920.-- (2x) 068.5938.-- (2x)	097.O800.00 097.O900.00 097.P000.00 of-ou-or-oder 097.0411.00
068.8730.00+(*) or 068.8740.00+(*) (*) 050.5153.--	097.0434.00
068.8735.00 050.5153.--	097.0434.00
068.8730.00+(*) or 068.8740.00+(*) (*) 068.5920.--	097.0434.00
068.8735.00 068.5920.--	097.0434.00
068.8779.00 060.8715/16.00	097.0009.00
068.8905.00 060.8715/16.00	097.0008.00
060.8723.-- or 060.8746.00 060.8715/16.00	---

D0005832

CS 77-HV

T-PROFIEL
TRAVERSE
TRANSOM-MULLION
SPROSSE

	A dm²/m	P dm²/m	Lm	Ix cm⁴	Wx cm³	ax mm	Iy cm⁴	Wy cm³	ay mm	X Y Y X 0
008.4506.XX	50.91	20.5	7.00	29.366	6.863	25.21	68.580	9.023	76.01	

008.4506.XX

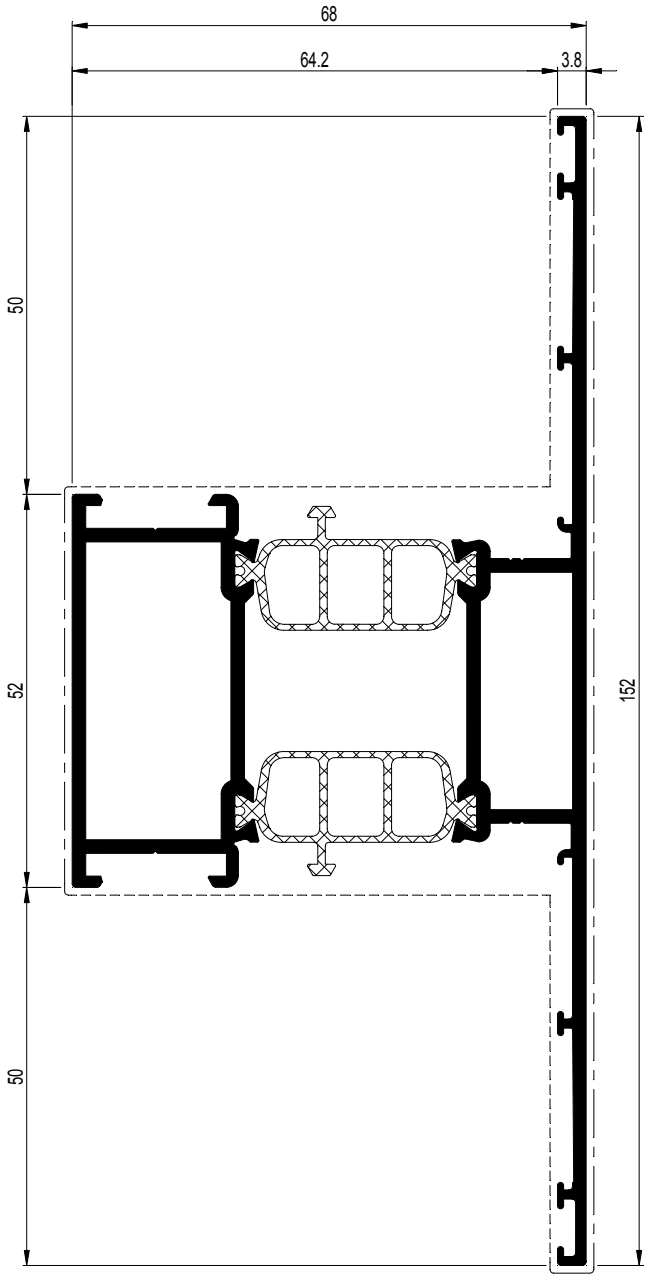

008.4506.XX	
068.7854.00 068.7855.00	---
068.8842.00	097.O800.00 097.P100.00 097.P200.00 of-ou-or-oder 097.0411.00
068.7754.00 068.7755.00 050.5153.-- (2x) 068.5938.-- (2x)	097.O800.00 097.P100.00 097.P200.00 of-ou-or-oder 097.0411.00
068.7754.00 068.7755.00 068.5920.-- (2x) 068.5938.-- (2x)	097.O800.00 097.P100.00 097.P200.00 of-ou-or-oder 097.0411.00
068.8732.00+(*) or 068.8742.00+(*) (*) 050.5153.-- (2x)	097.0434.00
068.8737.00 050.5153.-- (2x)	097.0434.00
068.8732.00+(*) or 068.8742.00+(*) (*) 068.5920.-- (2x)	097.0434.00
068.8779.00 068.8906.04 (2x) 060.8715/16.00	097.0009.00
068.8905.00 068.8906.04 (4x) 060.8715/16.00	097.0008.00
060.8723.-- or 060.8746.00 060.8715/16.00	---

D0078430

Profielen
Profilés
Profiles
Profile

CS 77-HV

T-PROFIEL SAMENGESTELD RAAM
TRAVERSE FENETRE COMPOSEE
TRANSOM-MULLION COMPOSITE WINDOW
SPROSSE FENSTER MIT FESTEM PFOSTEN

REYNAERS aluminium

	A dm²/m	P dm²/m	Lm	Ix cm⁴	Wx cm³	ax mm	Iy cm⁴	Wy cm³	ay mm	X Y
008.4513.XX	39.96	12.8	7.00	18.742	4.309	24.50	20.079	3.494	43.53	X Y 0

008.4513.XX

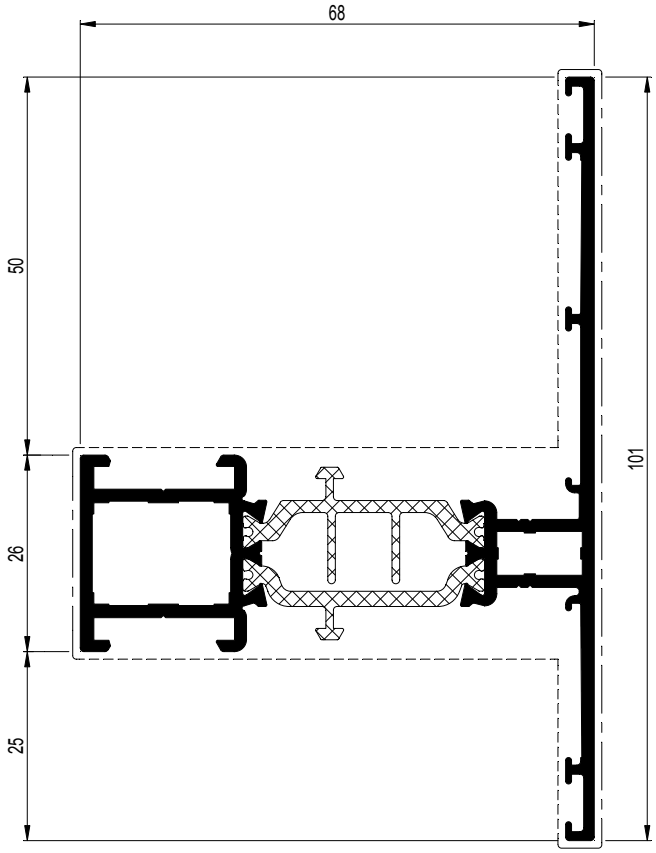

008.4513.XX	
068.7850.00 068.7851.00	095.30PN.00 of-ou-or-oder 095.B500.00
068.8840.00	097.O800.00 097.O900.00 097.P000.00 of-ou-or-oder 097.F800.00 of-ou-or-oder 097.0411.00
068.7850.00 068.7851.00 050.5153.-- (2x) 068.5938.-- (2x)	097.O800.00 097.O900.00 097.P000.00 of-ou-or-oder 097.F800.00 of-ou-or-oder 097.0411.00
068.7850.00 068.7851.00 068.5920.-- (2x) 068.5938.-- (2x)	097.O800.00 097.O900.00 097.P000.00 of-ou-or-oder 097.F800.00 of-ou-or-oder 097.0411.00
068.8730.00+(*) or 068.8740.00+(*) (*) 050.5153.--	097.0434.00
068.8735.00 050.5153.--	097.0434.00
068.8730.00+(*) or 068.8740.00+(*) (*) 068.5920.--	097.0434.00
068.8735.00 068.5920.--	097.0434.00
068.8779.00 060.8715/16.00	097.0009.00
068.8905.00 060.8715/16.00	097.0008.00
060.8723.-- or 060.8746.00 060.8715/16.00	---

D0005833

CS 77-HV

BEGLAZINGSPROFIEL
PROFILE DE VITRAGE
GLAZING PROFILE
VERGLASUNGSPROFIL

	A dm²/m	P dm²/m	Lm	Ix cm⁴	Wx cm³	ax mm	Iy cm⁴	Wy cm³	ay mm
005.0535.XX	12.32	2.6	7.00	1.165	0.845	13.79	1.122	0.854	11.17
005.1533.XX	4.98	1.7	7.00	0.115	0.113	8.28	0.013	0.021	6.11

005.1533.XX

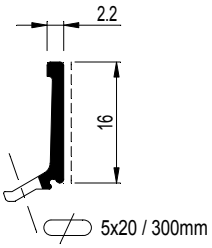

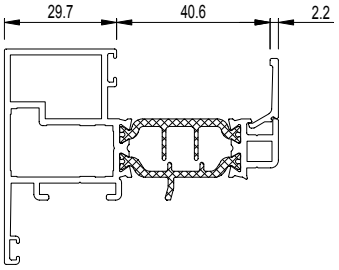

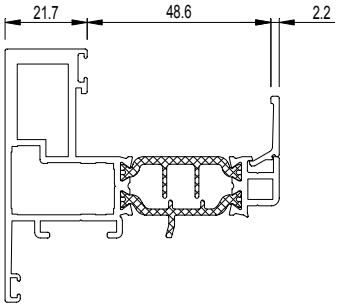

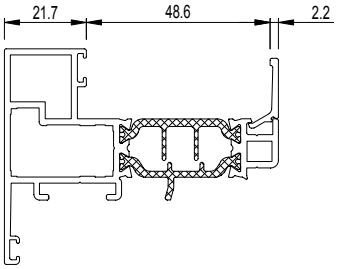

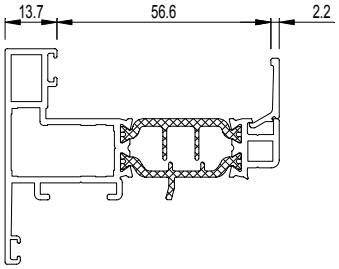

005.0535.XX

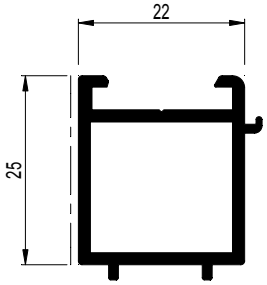

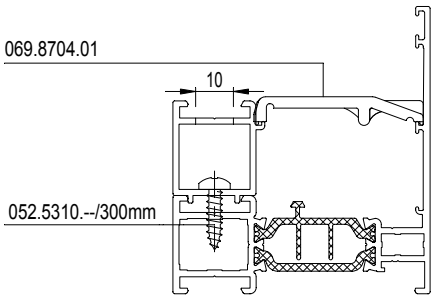

D0005834

CS 77-HV

GLASSTEUN
SUPPORT CALE DE VITRAGE
GLASS SUPPORT
GLASAUFLAGEPROFIL

	A dm²/m	P dm²/m	Lm	Ix cm⁴	Wx cm³	ax mm	Iy cm⁴	Wy cm³	ay mm	
008.0006.00	-	-	7.00	3.339	1.178	28.34	0.266	0.193	4.02	X Y Y X 0

008.0006.00

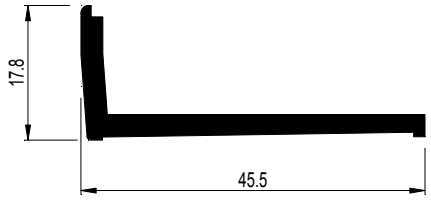

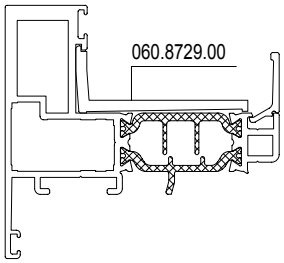

D0078034

CS 77-HV

KOPPELPROFIEL DILATATIE
PROFILE DE RACCORDEMENT DILATATION
CONNECTION PROFILE EXPANSION INWARD OPENING
KOPPLUNGSPROFIL DILATATION

	A dm²/m	P dm²/m	Lm	Ix cm⁴	Wx cm³	ax mm	Iy cm⁴	Wy cm³	ay mm	X Y Y X 0
008.3550.XX	54.77	16.0	7.00	26.339	6.779	29.15	32.812	4.921	32.83	

008.3550.XX

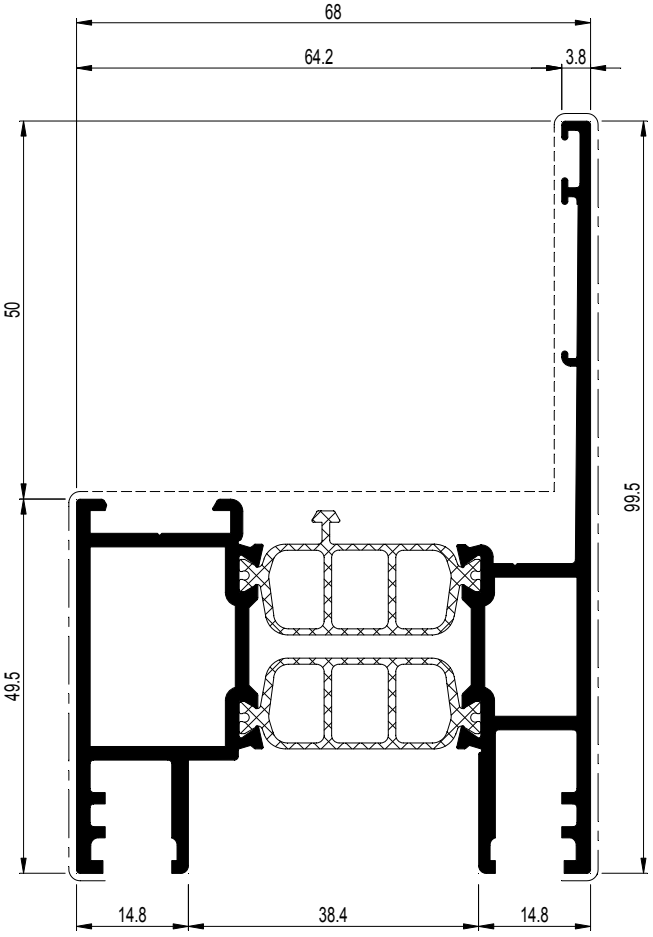

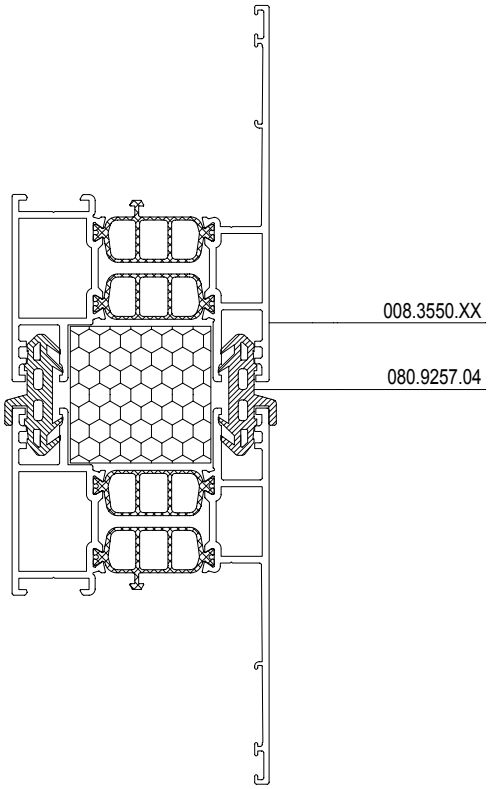

008.3550.XX	
068.7952.00 068.7853.00	095.30PN.00 of-ou-or-oder 095.B500.00
068.8841.00	---
068.8731.00+(*) or 068.8741.00+(*) (*) 050.5153.-- (2x)	097.0434.00
068.8736.00 050.5153.-- (2x)	097.0434.00
068.8731.00+(*) or 068.8741.00+(*) (*) 068.5920.-- (2x)	097.0434.00
068.8736.00 068.5920.-- (2x)	097.0434.00
068.8779.00 068.8906.04 060.8715/16.00	097.0009.00
068.8905.00 068.8906.04 (2x) 060.8715/16.00	---
060.8723.-- or 060.8746.00 060.8715/16.00	---

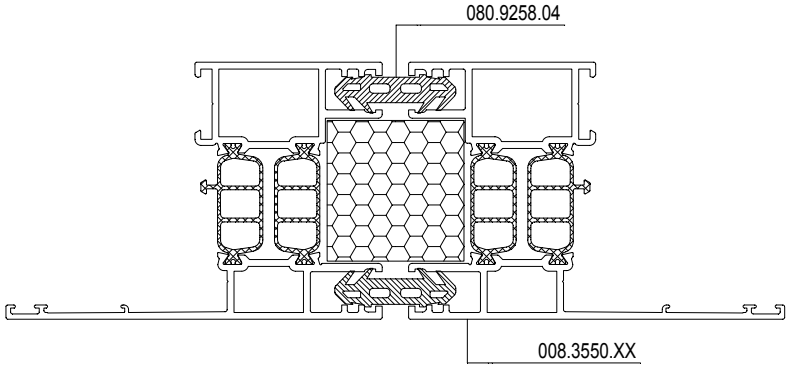

D0041600

CS 77-Re

BUITENKADER
DORMANT
OUTER FRAME
BLENDRAHMEN

	A dm²/m	P dm²/m	Lm	Ix cm⁴	Wx cm³	ax mm	Iy cm⁴	Wy cm³	ay mm
008.3216.XX	32.65	11.4	7.00	33.695	7.771	33.64	14.444	3.713	25.10
008.3236.XX	30.05	8.8	7.00	26.389	5.885	32.16	6.825	2.106	18.60

008.3236.XX	
068.7738.00	095.30PN.00 of-ou-or-oder 095.B500.00
068.8838.00	097.O800.00 097.O900.00 097.P000.00 of-ou-or-oder 097.0411.00
068.8730.00+(*) or 068.8740.00+(*) 050.5153.--	097.P800.00 097.O900.00 097.P000.00 of-ou-or-oder 097.0410.00
068.8735.00 050.5153.--	097.P800.00 097.O900.00 097.P000.00 of-ou-or-oder 097.0410.00
068.8730.00+(*) or 068.8740.00+(*) 068.5920.--	097.P800.00 097.O900.00 097.P000.00 of-ou-or-oder 097.0410.00
068.8735.00 068.5920.--	097.P800.00 097.O900.00 097.P000.00 of-ou-or-oder 097.0410.00
068.8779.00 060.8715/16.00	097.0009.00
068.8905.00 060.8715/16.00	097.0008.00
060.8723.-- or 060.8746.00 060.8715/16.00	---

008.3216.XX	
068.7739.00	095.30PN.00 of-ou-or-oder 095.B500.00
068.8839.00	097.O800.00 097.P100.00 097.P200.00 of-ou-or-oder 097.0411.00
068.8731.00+(*) or 068.8741.00+(*) (*) 050.5153.-- (2x)	097.P800.00 097.P100.00 097.P200.00 of-ou-or-oder 097.0410.00
068.8736.00 050.5153.-- (2x)	097.P800.00 097.P100.00 097.P200.00 of-ou-or-oder 097.0410.00
068.8731.00+(*) or 068.8741.00+(*) (*) 068.5920.-- (2x)	097.P800.00 097.P100.00 097.P200.00 of-ou-or-oder 097.0410.00
068.8736.00 068.5920.-- (2x)	097.P800.00 097.P100.00 097.P200.00 of-ou-or-oder 097.0410.00
068.8779.00 068.8906.04 060.8715/16.00	097.0009.00
068.8905.00 068.8906.04 (2x) 060.8715/16.00	097.0008.00
060.8723.-- or 060.8746.00 060.8715/16.00	---

008.3236.XX

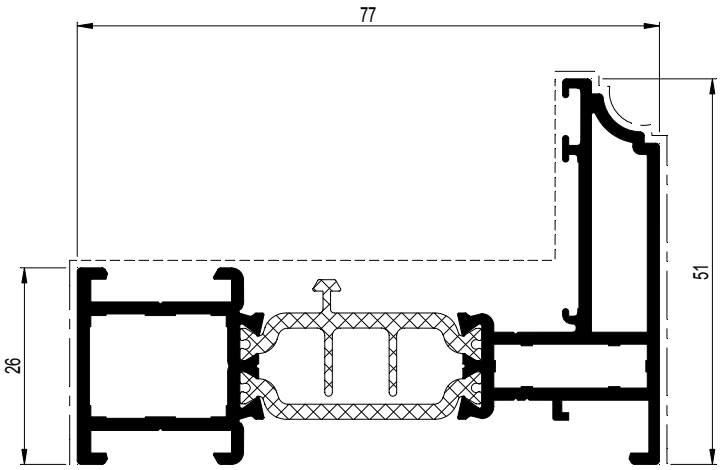

008.3216.XX

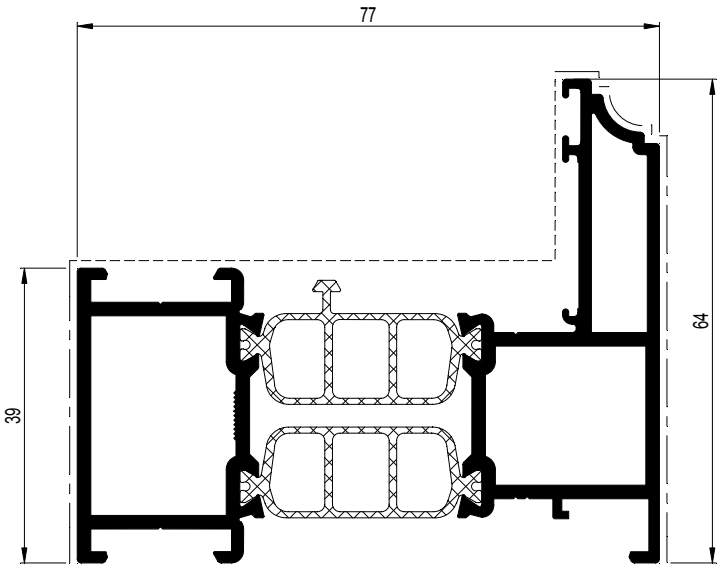

D0078009

CS 77-Re

BUITENKADER
DORMANT
OUTER FRAME
BLENDRAHMEN

	A dm²/m	P dm²/m	Lm	Ix cm⁴	Wx cm³	ax mm	Iy cm⁴	Wy cm³	ay mm	X Y Y X 0
008.3258.XX	43.86	15.3	7.00	90.181	13.780	65.44	19.887	4.803	22.59	

008.3258.XX

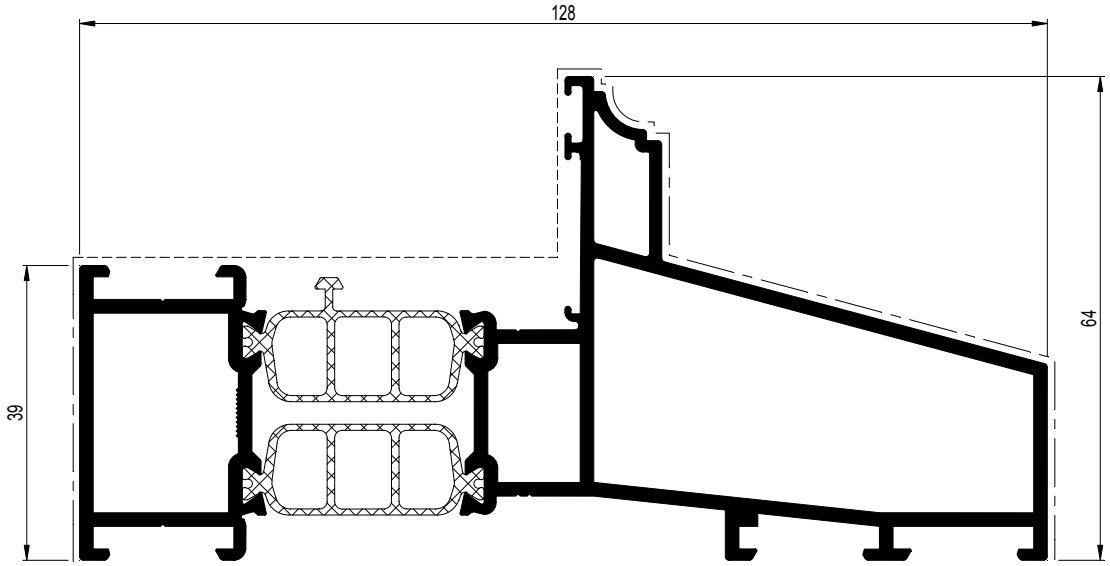

008.3258.XX	
068.7952.00 068.7853.00	095.B500.00
068.8841.00	097.0411.00
068.7952.00 068.7853.00 050.5153.-- (2x) 068.5938.-- (2x)	097.0411.00
068.7952.00 068.7853.00 068.5920.-- (2x) 068.5938.-- (2x)	097.0411.00
068.8731.00+(*) or 068.8741.00+(*) (*) 050.5153.-- (2x)	097.0410.00
068.8736.00 050.5153.-- (2x)	097.0410.00
068.8731.00+(*) or 068.8741.00+(*) (*) 068.5920.-- (2x)	097.0410.00
068.8736.00 068.5920.-- (2x)	097.0410.00
068.8779.00 068.8906.04 060.8715/16.00	097.0009.00
068.8905.00 068.8906.04 (2x) 060.8715/16.00	097.0008.00
060.8723.-- or 060.8746.00 060.8715/16.00	---

D00780111

CS 77-Re

VLEUGEL
OUVRANT
VENT
FLUEGEL

	A dm²/m	P dm²/m	Lm	Ix cm⁴	Wx cm³	ax mm	Iy cm⁴	Wy cm³	ay mm
008.3202.XX	33.91	11.2	7.00	32.637	7.166	45.55	9.062	2.653	34.16
008.3292.XX	36.87	14.4	7.00	43.897	10.142	43.28	17.982	4.400	40.87

X Y 0

008.3202.XX

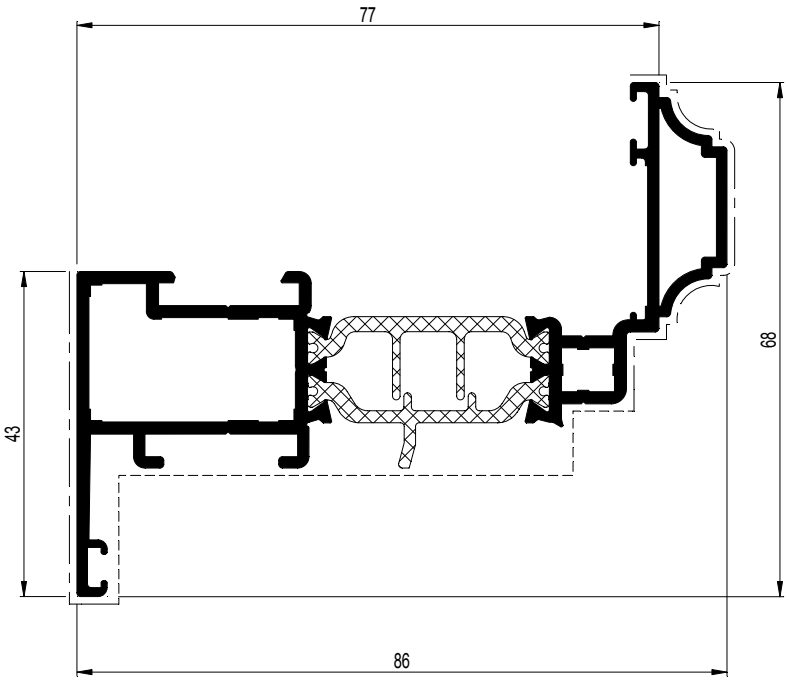

008.3292.XX

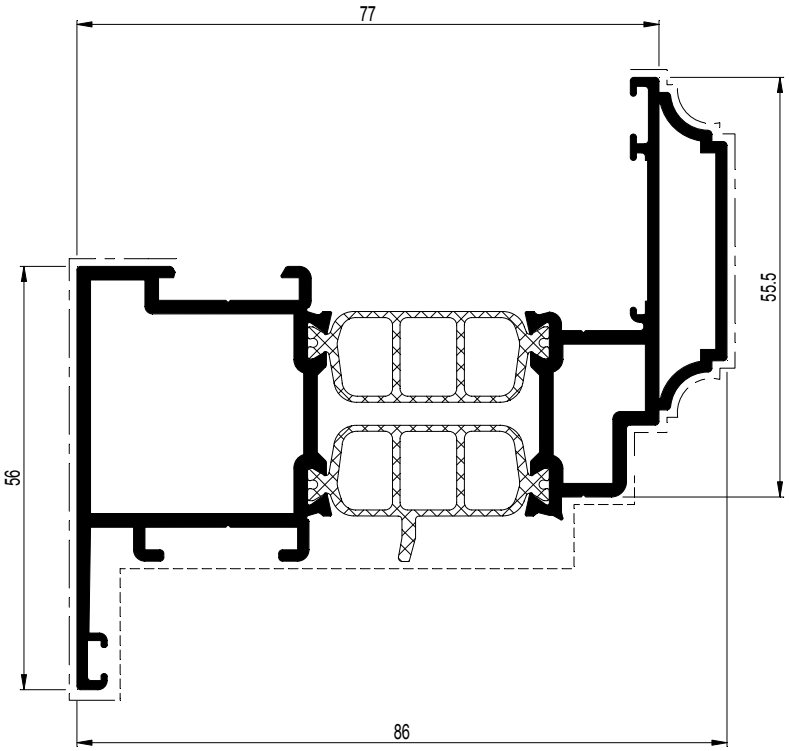

008.3292.XX	
068.7860.00 068.7861.00	095.30PN.00 of-ou-or-oder 095.B500.00
068.8845.00	097.O800.00 097.P100.00 097.P200.00 of-ou-or-oder 097.0411.00
068.7860.00 068.7861.00 050.5153.-- (2x) 068.5938.-- (2x)	097.O800.00 097.P100.00 097.P200.00 of-ou-or-oder 097.0411.00
068.7860.00 068.7861.00 068.5920.-- (2x) 068.5938.-- (2x)	097.O800.00 097.P100.00 097.P200.00 of-ou-or-oder 097.0411.00
068.8876.00 068.8906.04 (2x) 060.8715/16.00	---
060.8723.-- or 060.8746.00	---

008.3202.XX	
068.7958.00 068.7859.00	095.30PN.00 of-ou-or-oder 095.B500.00
068.8844.00	097.O800.00 097.O900.00 097.P000.00 of-ou-or-oder 097.0411.00
068.7958.00 068.7859.00 050.5153.-- (2x) 068.5938.-- (2x)	097.O800.00 097.O900.00 097.P000.00 of-ou-or-oder 097.0411.00
068.7958.00 068.7859.00 068.5920.-- (2x) 068.5938.-- (2x)	097.O800.00 097.O900.00 097.P000.00 of-ou-or-oder 097.0411.00
068.8876.00 060.8715/16.00	097.0008.00
060.8723.-- or 060.8746.00 060.8715/16.00	---

D0078014

CS 77-Re

VLEUGEL
OUVRANT
VENT
FLUEGEL

	A dm²/m	P dm²/m	Lm	Ix cm⁴	Wx cm³	ax mm	Iy cm⁴	Wy cm³	ay mm	X Y Y X 0
008.3221.XX	42.06	19.6	7.00	60.818	13.613	41.33	51.539	9.515	54.17	

008.3221.XX

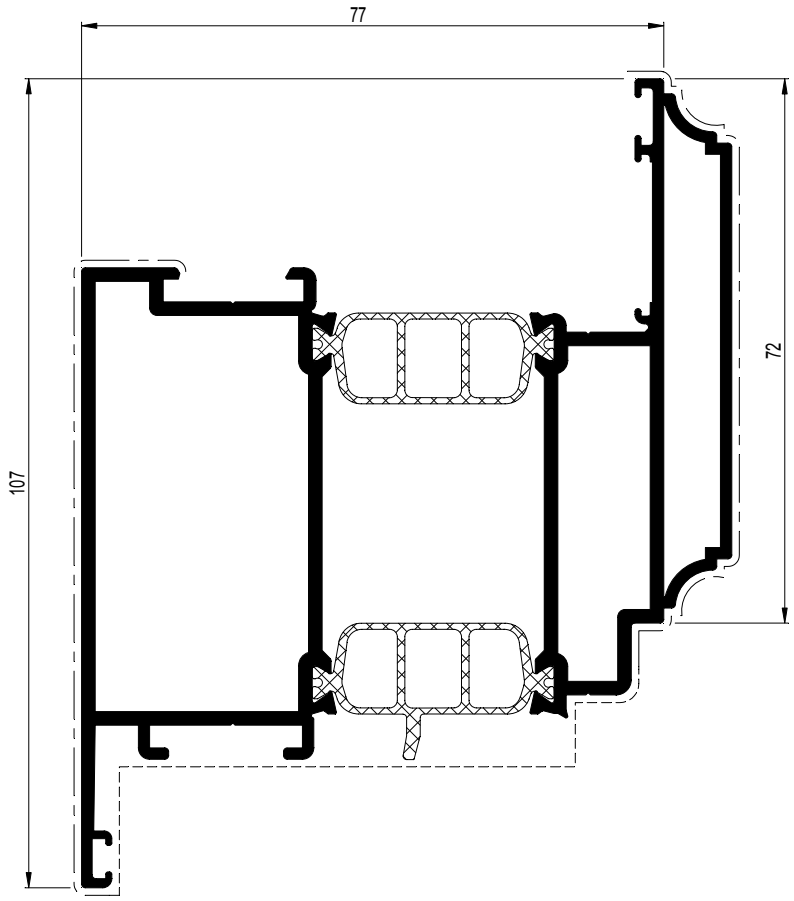

008.3221.XX	
068.7747.00	095.30PN.00 of-ou-or-oder 095.B500.00
068.8847.00	097.O800.00 097.P100.00 097.P200.00 of-ou-or-oder 097.0411.00
060.8723.-- or 060.8746.00	---

D0078016

CS 77-Re

STOLPPROFIEL
BATTEE CENTRALE FENETRE DOUBLE OUVRANTE
DOUBLE CASEMENT PROFILE
STULPPROFIL

	A dm²/m	P dm²/m	Lm	Ix cm⁴	Wx cm³	ax mm	Iy cm⁴	Wy cm³	ay mm	X Y Y X 0
001.0215.XX	21.25	7.7	7.00	0.202	0.427	4.73	7.098	2.188	32.43	

001.0215.XX

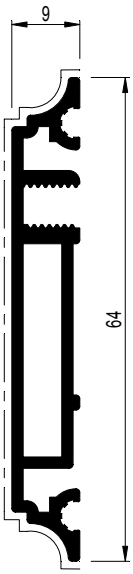

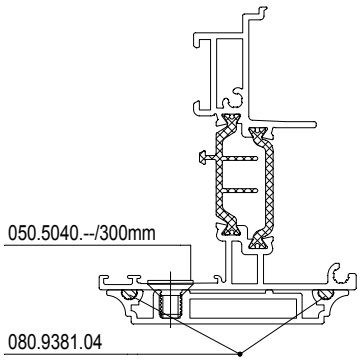

EINDSTUK BOUCHON PIECE FINALE END PART ENDKAPPE	069.6702.04 + 2 x 069.6648.XX

FREES FRAISE MILLING HEAD FRAESE	095.B101.00

D0078633

CS 77-Re

T-PROFIEL
TRAVERSE
TRANSOM-MULLION
SPROSSE

	A dm²/m	P dm²/m	Lm	Ix cm⁴	Wx cm³	ax mm	Iy cm⁴	Wy cm³	ay mm
008.3213.XX	35.49	12.3	7.00	30.464	6.140	27.38	14.815	3.899	38.00
008.3220.XX	38.04	14.9	7.00	38.438	8.091	29.49	26.425	5.938	44.50

008.3213.XX

008.3220.XX	
068.7739.00	095.30PN.00 of-ou-or-oder 095.B500.00
068.8839.00	097.O800.00 097.P100.00 097.P200.00 of-ou-or-oder 097.0411.00
068.8731.00+(*) or 068.8741.00+(*) (*) 050.5153.-- (2x)	097.P800.00 097.P100.00 097.P200.00 of-ou-or-oder 097.0410.00
068.8736.00 050.5153.-- (2x)	097.P800.00 097.P100.00 097.P200.00 of-ou-or-oder 097.0410.00
068.8731.00+(*) or 068.8741.00+(*) (*) 068.5920.-- (2x)	097.P800.00 097.P100.00 097.P200.00 of-ou-or-oder 097.0410.00
068.8736.00 068.5920.00 (2x)	097.P800.00 097.P100.00 097.P200.00 of-ou-or-oder 097.0410.00
068.8779.00 068.8906.04 060.8715/16.00 (2x)	097.0009.00
068.8905.00 068.8906.04 (2x) 060.8715/16.00 (2x)	097.0008.00
060.8723.-- (2x) or 060.8746.00 (2x) 060.8715/16.00 (2x)	---

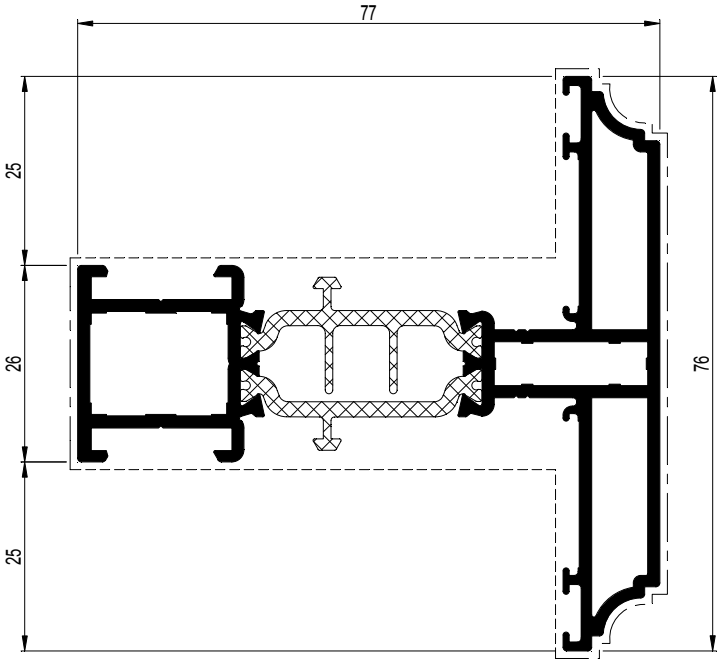

008.3220.XX

008.3213.XX	
068.7738.00	095.30PN.00 of-ou-or-oder 095.B500.00
068.8838.00	097.O800.00 097.O900.00 097.P000.00 of-ou-or-oder 097.0411.00
068.8730.00+(*) or 068.8740.00+(*) (*) 050.5153.--	097.P800.00 097.O900.00 097.P000.00 of-ou-or-oder 097.0410.00
068.8735.00 050.5153.--	097.P800.00 097.O900.00 097.P000.00 of-ou-or-oder 097.0410.00
068.8730.00+(*) or 068.8740.00+(*) (*) 068.5920.--	097.P800.00 097.O900.00 097.P000.00 of-ou-or-oder 097.0410.00
068.8735.00 068.5920.--	097.P800.00 097.O900.00 097.P000.00 of-ou-or-oder 097.0410.00
068.8779.00 060.8715/16.00 (2x)	097.0009.00
068.8905.00 060.8715/16.00 (2x)	097.0008.00
060.8723.-- (2x) or 060.8746.00 (2x) 060.8715/16.00 (2x)	---

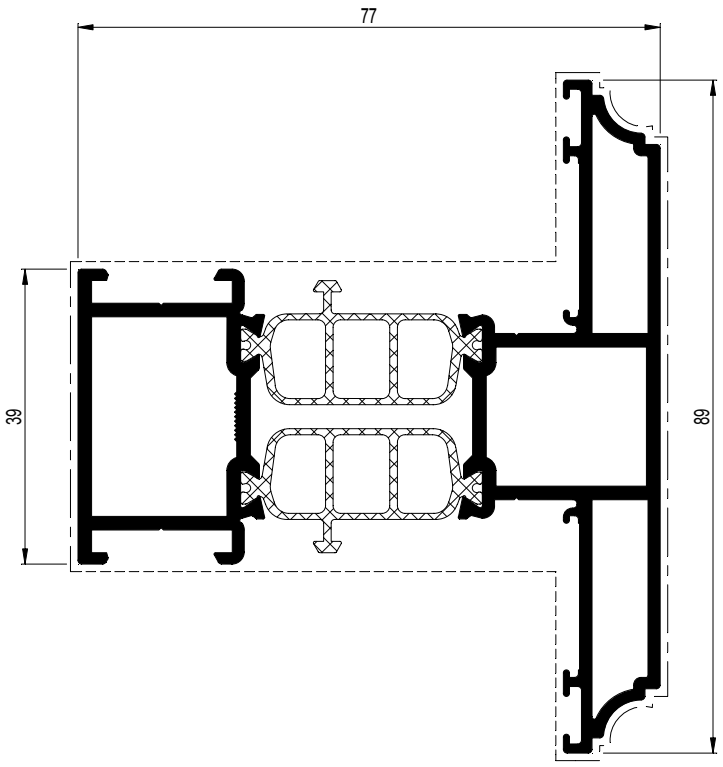

D0078026

CS 77-Re

KLEINHOUT
PETIT BOIS
GEORGIAN BAR
ZIERSPROSSE

	A dm²/m	P dm²/m	Lm	Ix cm⁴	Wx cm³	ax mm	Iy cm⁴	Wy cm³	ay mm	X Y Y X 0
030.0051.XX	10.34	5.0	7.00	0.284	0.342	8.31	0.840	0.560	15.00	

030.0051.XX

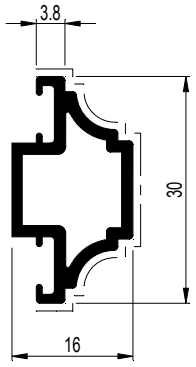

KLEMSTUK KLEINHOUTEN
CLIP PETIT BOIS
CLIP GEORGIAN BARS
BEVESTIGUNGSKLOTZ ZIERSPROSSE
069.8418.04

FREES
FRAISE
MILLING HEAD
FRAESE
095.B101.00

D0078634

CS 77-Re

GLASLAT
PARCLOSE
GLAZING BEAD
GLASLEISTE

	A dm²/m	P dm²/m	Lm	Ix cm⁴	Wx cm³	ax mm	Iy cm⁴	Wy cm³	ay mm
001.0200.XX	14.74	3.7	7.00	0.356	0.310	11.49	0.778	0.512	15.20
001.0201.XX	18.34	4.6	7.00	1.105	0.710	15.56	1.034	0.640	12.64
005.0226.XX	16.37	4.4	7.00	0.950	0.563	16.87	0.775	0.652	11.31
005.0227.XX	19.97	5.3	7.00	1.276	0.753	16.95	1.782	1.069	15.53
008.0226.XX	19.62	5.5	7.00	1.288	0.690	18.68	1.112	0.606	18.36
008.0227.XX	23.22	6.4	7.00	2.584	1.114	23.20	1.438	0.791	18.18

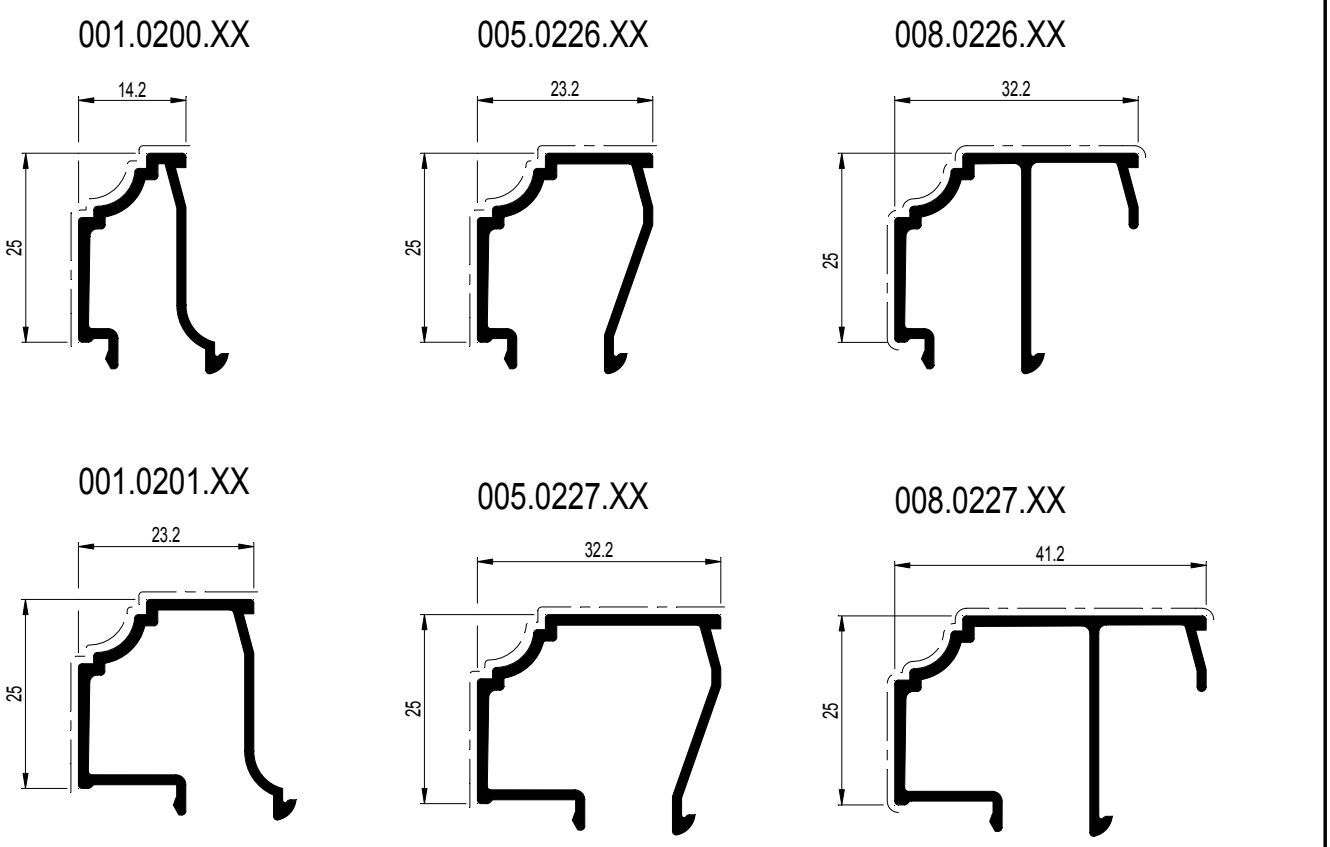

D0078033

CS 77-Re

ONDERDORPEL
SEUIL
SILL
BASISPROFIL

	A dm²/m	P dm²/m	Lm	Ix cm⁴	Wx cm³	ax mm	Iy cm⁴	Wy cm³	ay mm
001.0219.XX	11.88	3.5	7.00	0.739	0.404	10.29	0.503	0.271	18.59
008.3245.XX	23.80	7.6	7.00	21.632	5.069	42.67	6.076	2.814	19.21

X
Y — Y
X 0

008.3245.XX

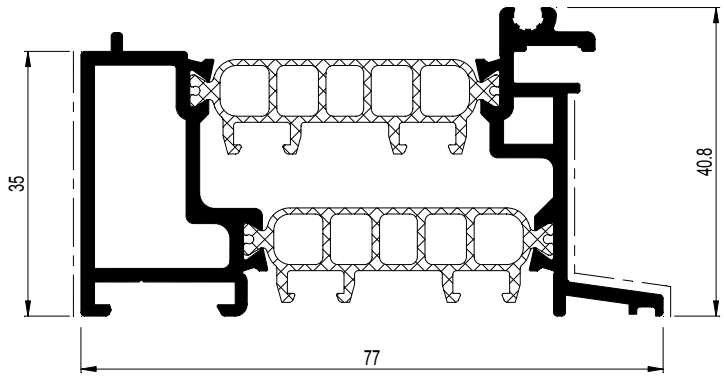

001.0219.XX

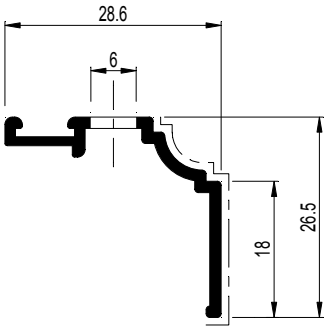

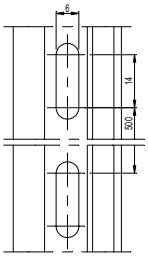

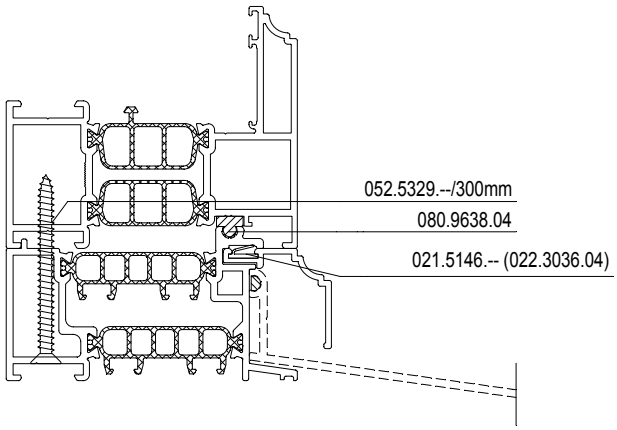

D0078035

CS 77-Re

SIERLIJST PANELEN
PROFILE DECORATIF PANNEAUX
ORNAMENTAL FRAME PANELS
ZIERLEISTE PANEELE

	A dm²/m	P dm²/m	Lm	Ix cm⁴	Wx cm³	ax mm	Iy cm⁴	Wy cm³	ay mm	Y X X 0 Y
030.0001.XX	15.01	7.2	7.00	3.169	1.359	23.32	0.843	0.580	9.46	

030.0001.XX

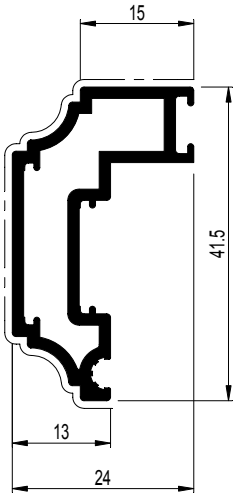

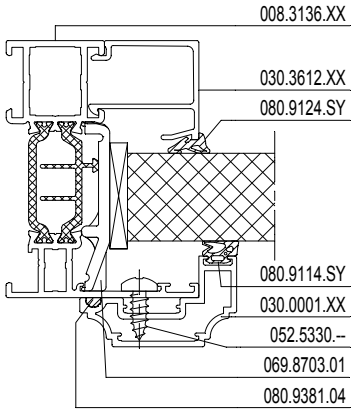

030.0001.XX	
060.8723.-- or 060.8746.00 060.8724.00	---

D0079165

CS 77-MP

BODEMPROFIEL MULTI PATIO
PROFILE DE SEUIL MULTI PATIO
FLOOR PROFILE MULTI PATIO
SCHWELLE MULTI PATIO

	A dm²/m	P dm²/m	Lm	Ix cm⁴	Wx cm³	ax mm	Iy cm⁴	Wy cm³	ay mm
005.0174.XX	10.25	2.2	7.00	0.305	0.278	6.43	0.265	0.201	7.66
008.3173.XX	17.05	9.2	7.00	20.815	6.417	32.44	13.574	5.555	23.57

008.3173.XX

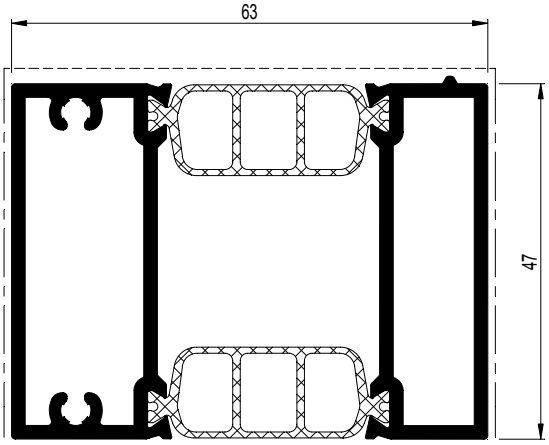

005.0174.XX

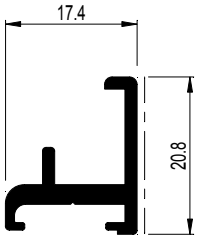

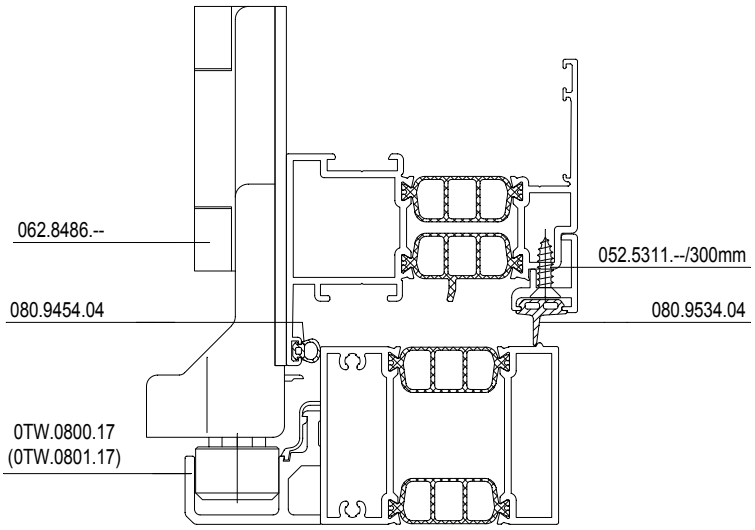

008.3173.XX	
052.5315.-- (2x)	---

D0005835

CS 77

BUITENKADER DEUR
DORMANT PORTE
OUTER FRAME DOOR
BLENDRAHMEN TUER

	A dm²/m	P dm²/m	Lm	Ix cm⁴	Wx cm³	ax mm	Iy cm⁴	Wy cm³	ay mm
008.0469.XX	30.10	12.9	7.00	28.438	8.164	34.83	20.308	5.072	27.96
008.0569.XX	30.73	14.7	7.00	32.557	9.414	34.58	31.019	7.020	32.81
008.0598.XX	30.73	14.7	7.00	31.523	8.167	29.40	31.011	7.019	32.82
008.1898.XX	30.31	12.9	7.00	28.044	7.283	29.49	20.552	5.167	28.23

X
Y — Y
X 0

008.0469.XX

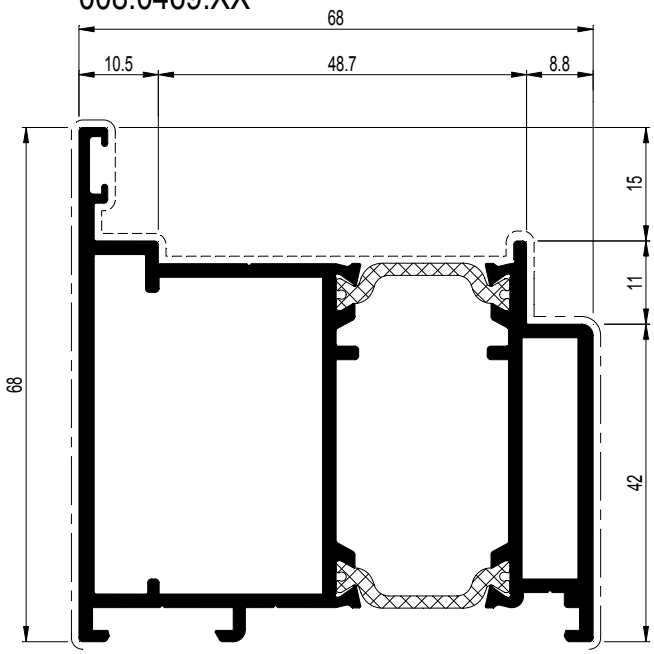

008.1898.XX

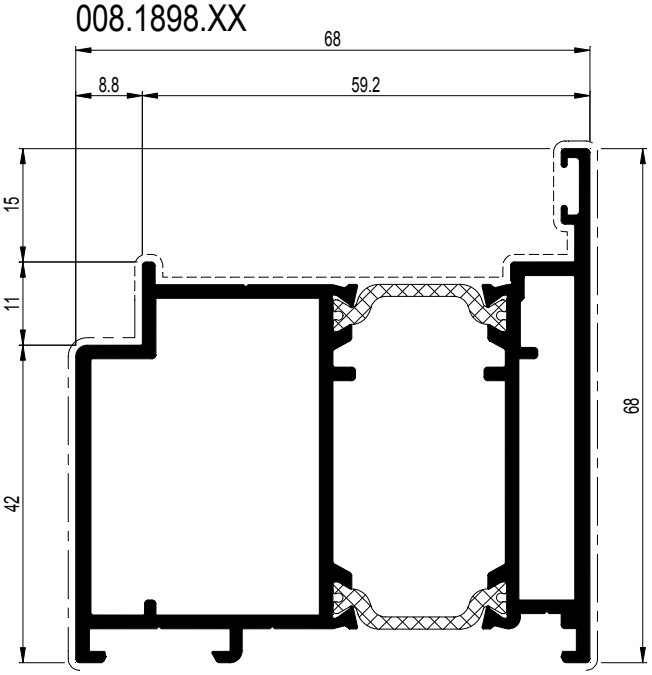

008.0569.XX

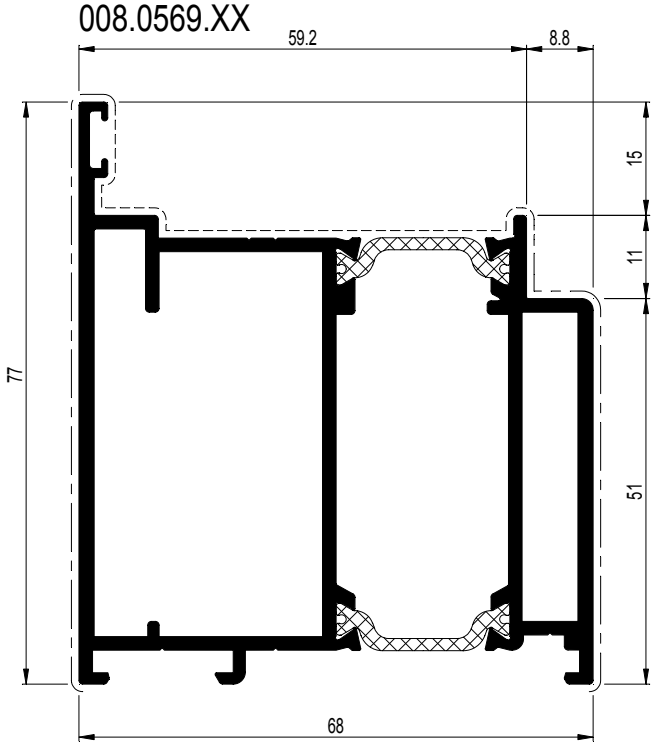

008.0598.XX

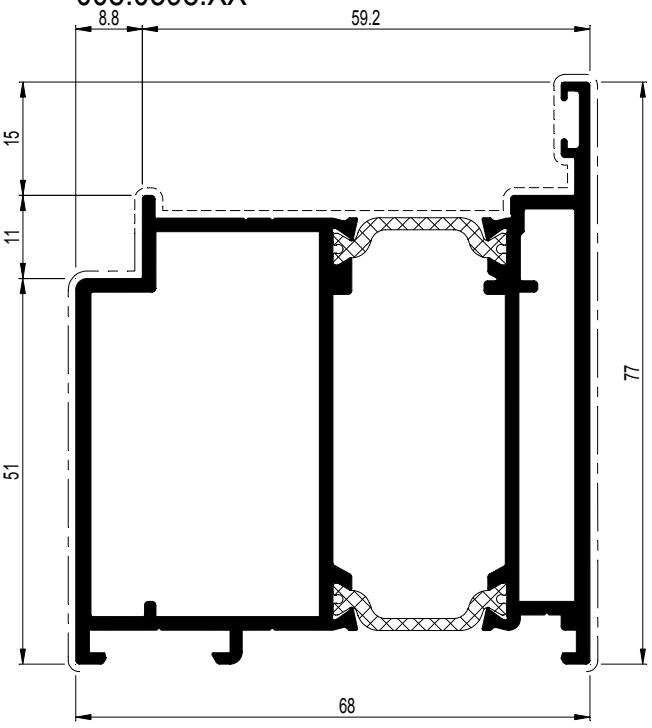

008.0469.XX	
068.7794.00	095.30PN.00 of-ou-or-oder 095.B500.00
068.8805.00	097.P300.00 097.P500.00

008.0569.XX	
068.7797.00	095.30PN.00 of-ou-or-oder 095.B500.00
068.8807.00	097.T400.00 097.P500.00
068.8817.00	097.P300.00 097.P500.00

008.0598.XX	
068.7797.00	095.30PN.00 of-ou-or-oder 095.B500.00
068.8807.00	097.T400.00 097.P500.00
068.8817.00	097.P300.00 097.P500.00

008.1898.XX	
068.7794.00	095.30PN.00 of-ou-or-oder 095.B500.00
068.8805.00	097.P300.00 097.P500.00

D0075057

Profielen
Profilés
Profiles
Profile

CS 77

VLEUGEL DEUR
OUVRANT PORTE
VENT DOOR
FLUEGEL TUER

REYNAERS aluminium

	A dm²/m	P dm²/m	Lm	Ix cm⁴	Wx cm³	ax mm	Iy cm⁴	Wy cm³	ay mm
008.2014.XX	39.18	18.0	7.00	33.916	8.433	27.78	39.685	7.237	47.17
008.2026.XX	37.00	17.4	7.00	35.936	10.163	32.64	40.378	7.339	46.98

X Y Y X 0

008.2014.XX

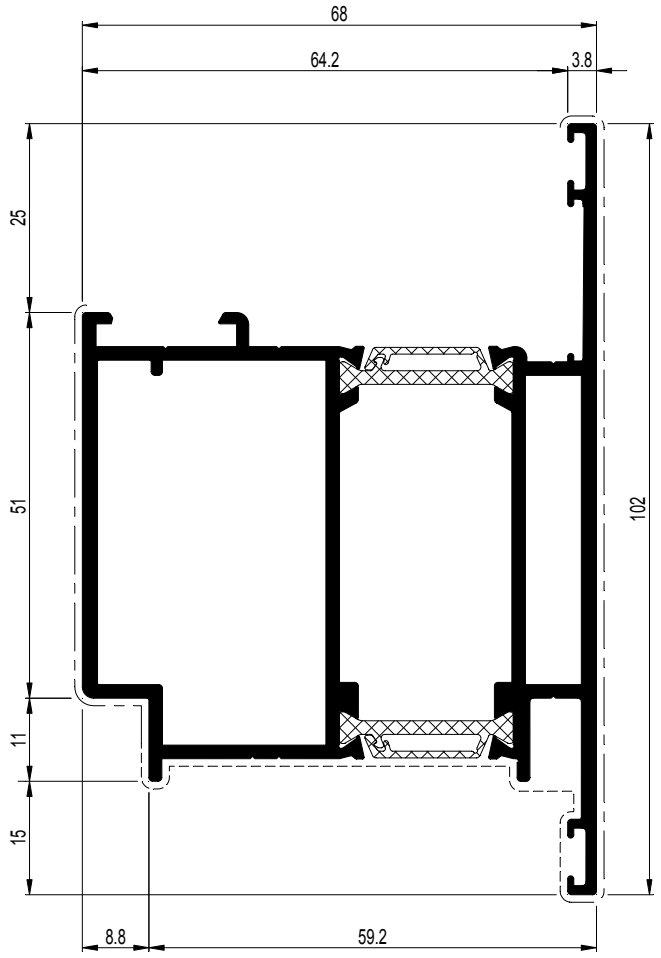

008.2026.XX

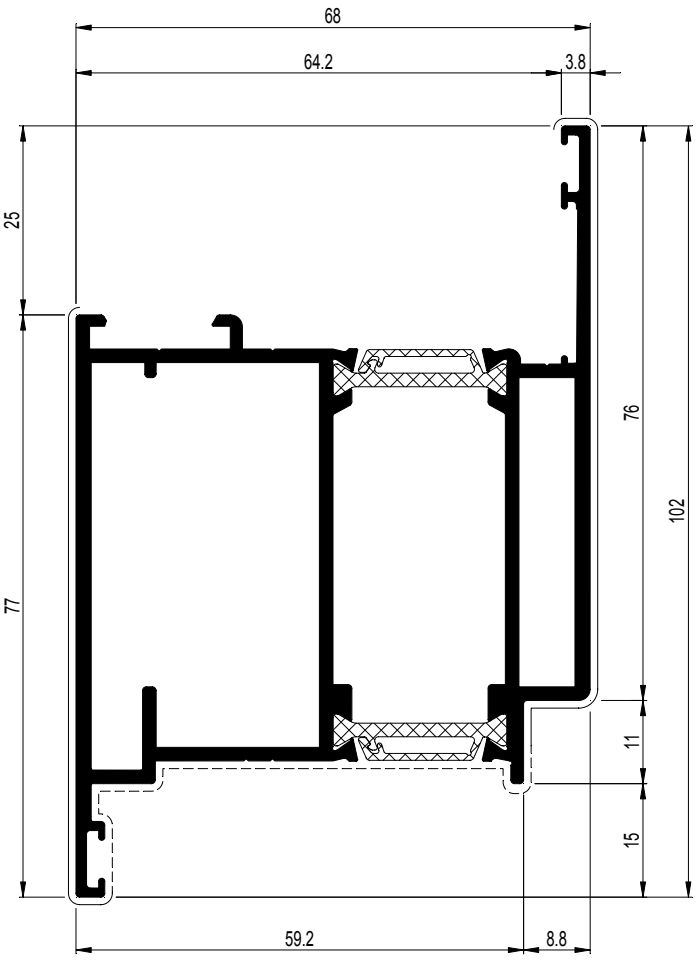

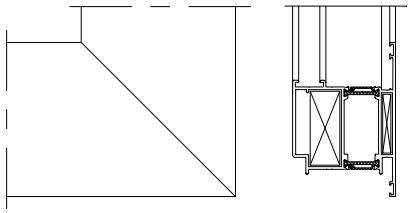

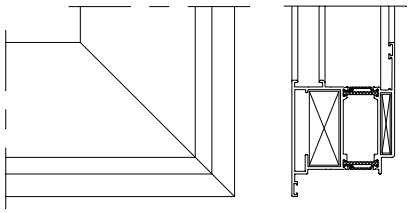

008.2014.XX	
068.7797.00 or 068.8807.00	095.30PN.00 of-ou-or-oder 095.B500.00
068.8807.00	097.T400.00 097.P500.00
068.8817.00	097.P300.00 097.P500.00
060.8723.-- or 060.8746.00	---

008.2026.XX	
068.7797.00 or 068.8807.00	095.30PN.00 of-ou-or-oder 095.B500.00
068.8807.00	097.T400.00 097.P500.00
068.8817.00	097.P300.00 097.P500.00
060.8723.-- or 060.8746.00	---

D0076064

CS 77

VLEUGEL PANIEKDEUR NAAR BUITENDRAAIEND
OUVRANT PORTE DE PANIQUE OUVRANT VERS L'EXTERIEUR
VENT PANIC DOOR OUTWARD OPENING
FLUEGEL PANIKTUER NACH AUSSEN OEFFNEND

	A dm²/m	P dm²/m	Lm	Ix cm⁴	Wx cm³	ax mm	Iy cm⁴	Wy cm³	ay mm	X Y Y X 0
008.1016.XX	39.18	17.5	7.00	33.389	8.269	27.62	39.383	7.199	47.29	

008.1016.XX

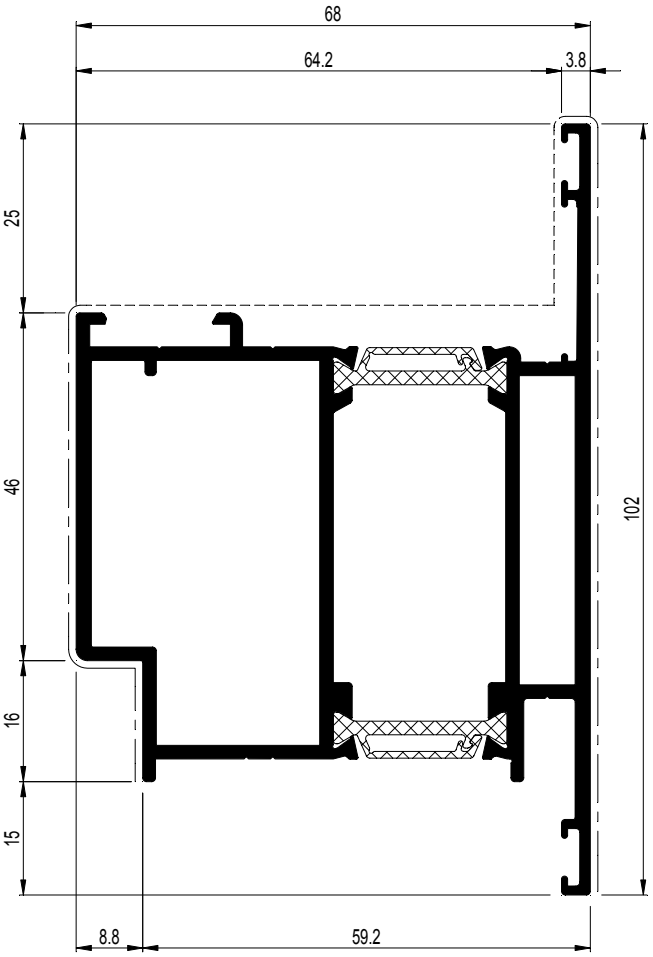

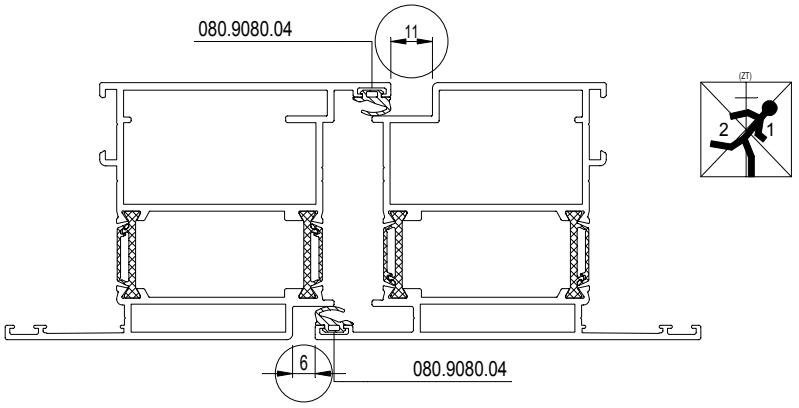

008.1016.XX	
068.7797.00 or 068.8807.00	095.30PN.00 of-ou-or-oder 095.B500.00
068.8817.00 or 068.8807.00	097.P500.00 097.P300.00 or 097.T400.00
060.8723.-- or 060.8746.00	---

D0075069

Profielen
Profilés
Profiles
Profile

CS 77

STOLPPROFIEL DEUR
BATTEE CENTRALE DOUBLE OUVRANT PORTE
DOUBLE CASEMENT PROFILE DOOR
STULPPROFIL TUER

	A dm²/m	P dm²/m	Lm	Ix cm⁴	Wx cm³	ax mm	Iy cm⁴	Wy cm³	ay mm
008.1815.XX	22.85	6.4	7.00	15.038	3.948	38.09	4.490	1.604	18.02
008.2015.XX	26.14	7.5	7.00	12.001	2.870	23.98	3.928	1.479	19.43

X Y Y X 0

008.2015.XX

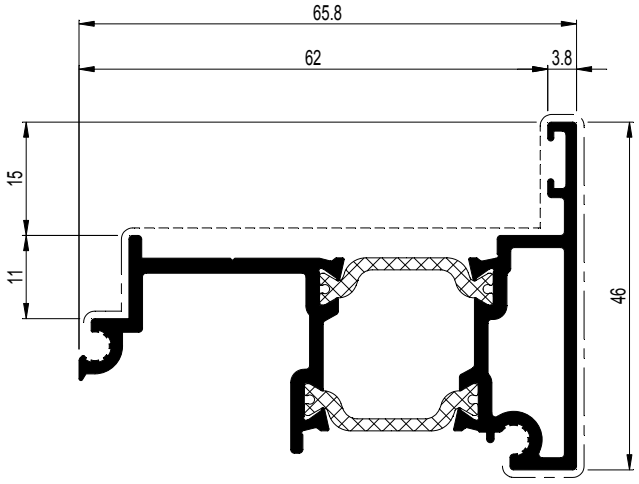

008.1815.XX

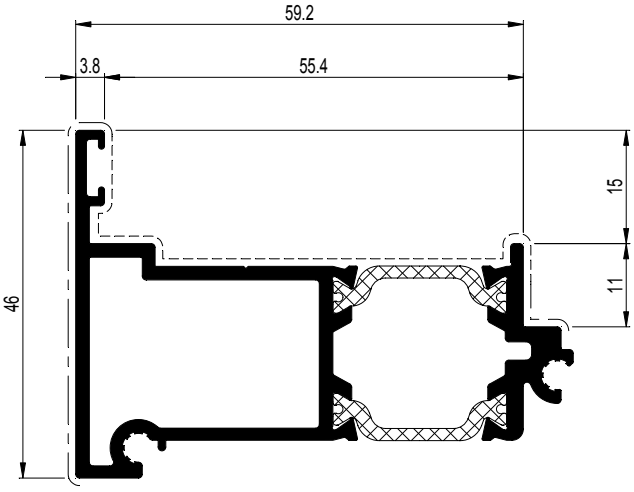

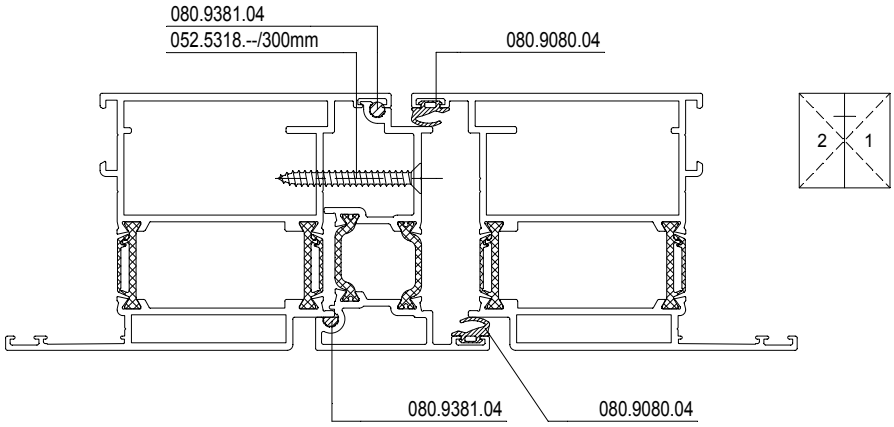

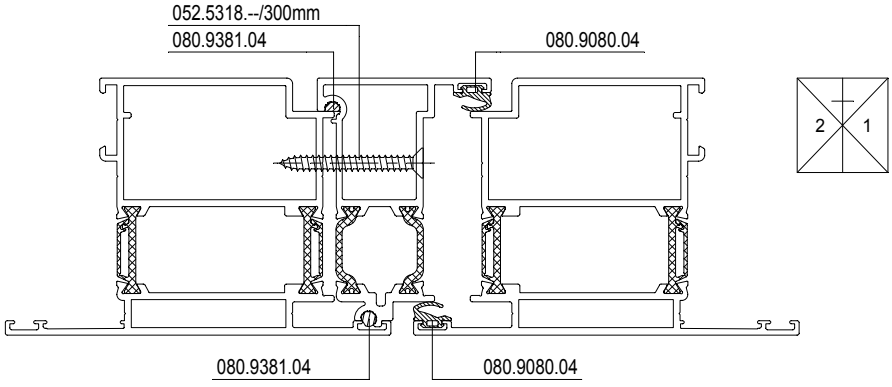

D0075067

CS 77

AANSLAGPROFIEL DEUR
PROFILE DE BUTEE PORTE
CONNECTION PROFILE DOOR
ANSCHLAGPROFIL TUER

	A dm²/m	P dm²/m	Lm	Ix cm⁴	Wx cm³	ax mm	Iy cm⁴	Wy cm³	ay mm
008.0428.XX	25.42	6.6	7.00	16.622	4.480	37.11	7.429	2.386	22.87
008.1029.XX	14.87	5.2	7.00	1.460	0.740	19.73	0.201	0.246	8.18

008.0428.XX

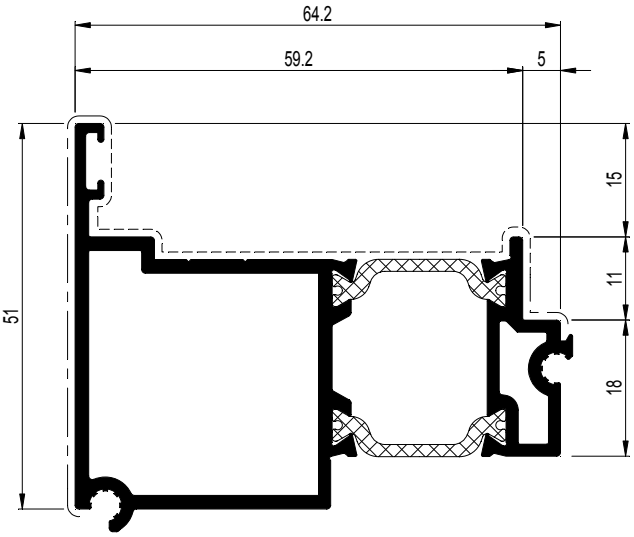

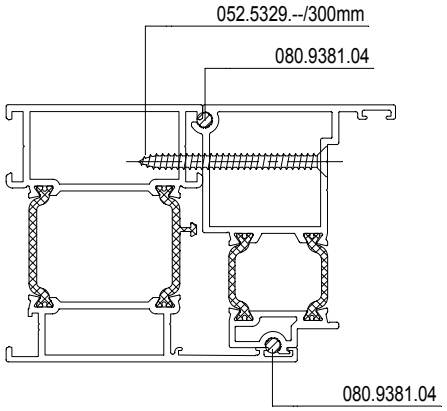

008.1029.XX

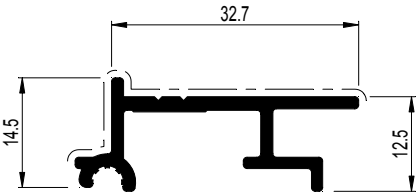

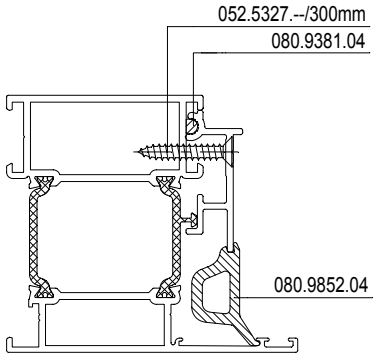

D0075062

CS 77

SOKKELPROFIEL
PLINTHE BAS DE PORTE
BOTTOM DOOR RAIL
SOCKELPROFIL

	A dm²/m	P dm²/m	Lm	Ix cm⁴	Wx cm³	ax mm	Iy cm⁴	Wy cm³	ay mm	X Y
008.0142.XX	40.33	20.4	7.00	51.146	12.801	37.05	74.144	11.282	46.28	

008.0142.XX

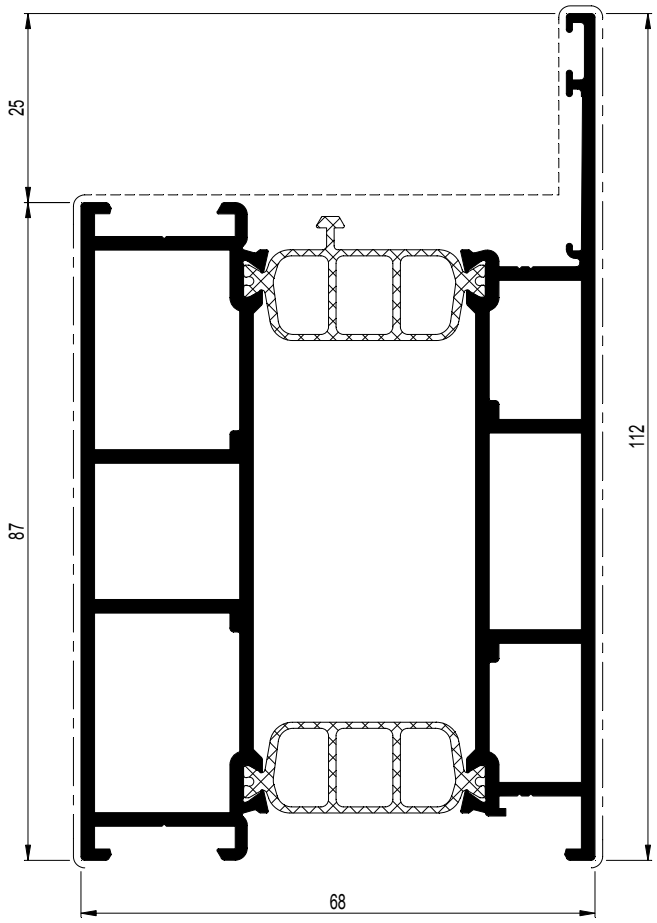

008.0142.XX	
068.7952.00 068.7853.00	---
068.8841.00	097.O800.00 097.P100.00 097.P200.00 of-ou-or-oder 097.0411.00
068.7952.00 068.7853.00 050.5153.-- (2x) 068.5938.-- (2x)	097.O800.00 097.P100.00 097.P200.00 of-ou-or-oder 097.0411.00
068.7952.00 068.7853.00 068.5920.-- (2x) 068.5938.-- (2x)	097.O800.00 097.P100.00 097.P200.00 of-ou-or-oder 097.0411.00
068.8734.00 050.5153.-- (2x)	097.P800.00 097.P100.00 097.P200.00 of-ou-or-oder 097.0411.00
068.8734.00 068.5920.-- (2x)	097.P800.00 097.P100.00 097.P200.00 of-ou-or-oder 097.0411.00
068.8779.00 068.8906.04 060.8715/16.00	097.0009.00
068.8905.00 068.8906.04 (2x) 060.8715/16.00	097.0008.00
060.8723.-- 060.8746.00 060.8715/16.00	---

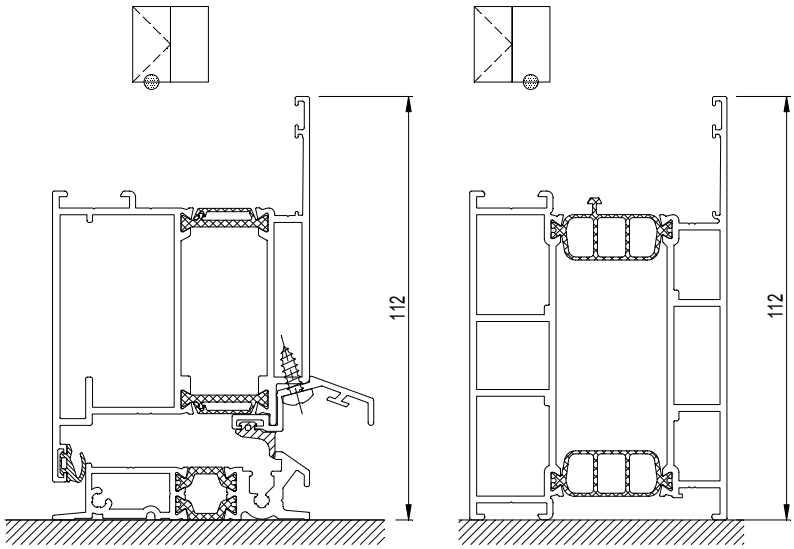

D0075084

CS 77

SOKKELPROFIEL
PLINTHE BAS DE PORTE
BOTTOM DOOR RAIL
SOCKELPROFIL

	A dm²/m	P dm²/m	Lm	Ix cm⁴	Wx cm³	ax mm	Iy cm⁴	Wy cm³	ay mm
008.0010.XX	44.31	23.6	7.00	50.865	14.276	32.37	80.399	12.085	58.47
008.0011.XX	47.93	27.0	7.00	57.066	16.008	32.35	127.708	17.016	66.95

008.0010.XX

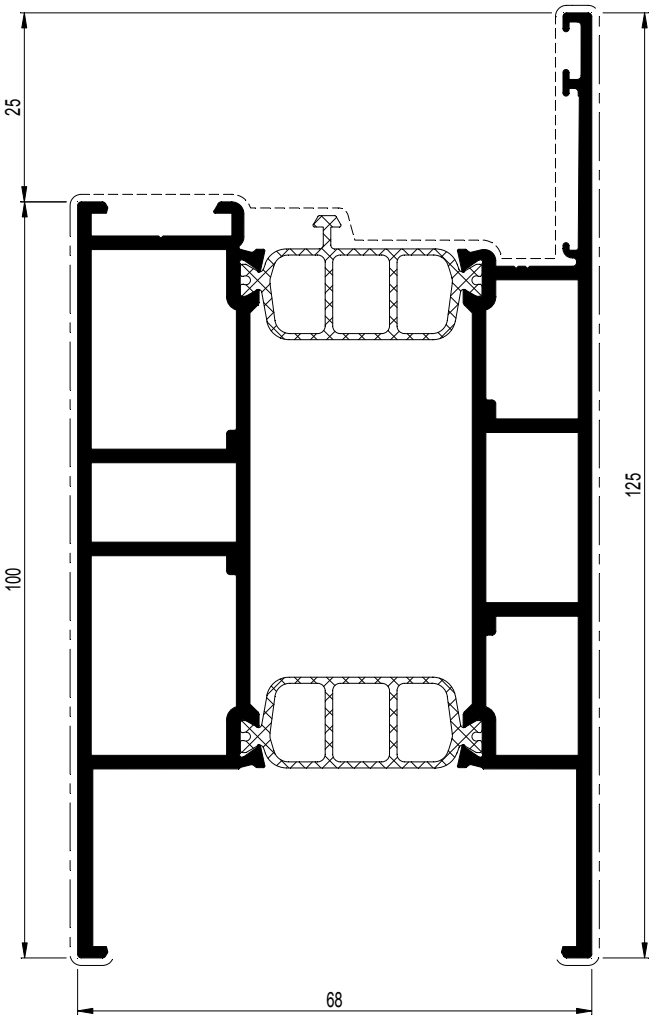

008.0011.XX

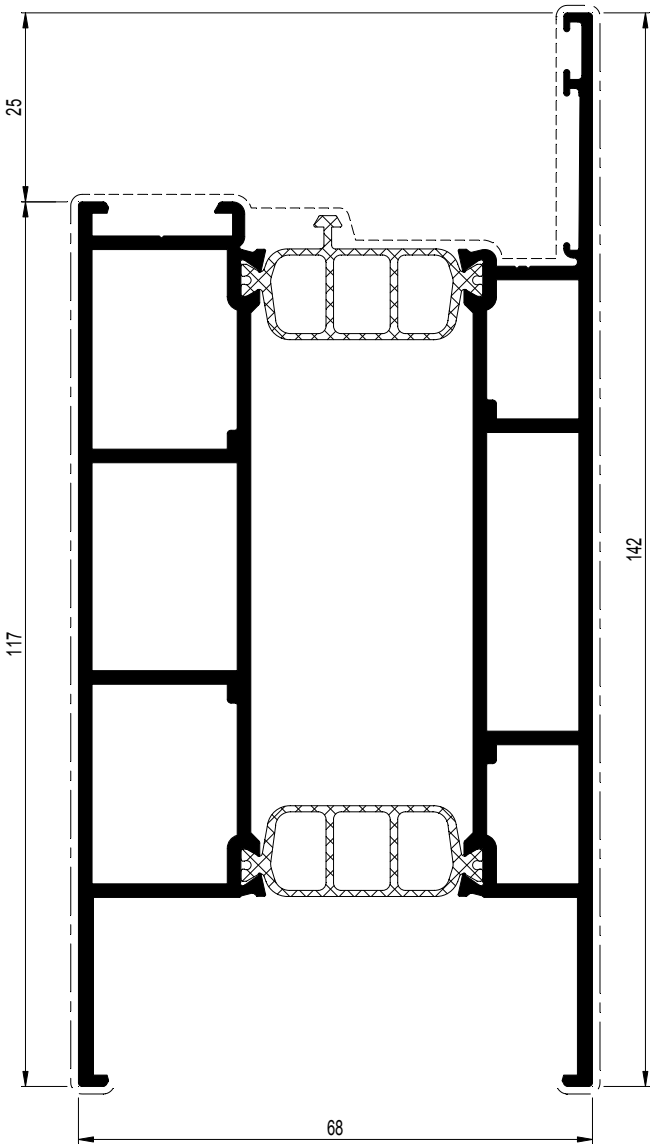

008.0010.XX		
	068.8734.00 050.5153.-- (2x)	097.P800.00 097.P100.00 097.P200.00
	068.8734.00 068.5920.-- (2x)	097.P800.00 097.P100.00 097.P200.00

008.0011.XX		
	068.8734.00 050.5153.-- (2x)	097.P800.00 097.P100.00 097.P200.00
	068.8734.00 068.5920.-- (2x)	097.P800.00 097.P100.00 097.P200.00

D0075086

CS 77

VERBREDINGSPROFIEL
PROFILE D'ELARGISSEMENT
ENLARGING PROFILE
VERBREITERUNGSPROFIL

	A dm²/m	P dm²/m	Lm	Ix cm⁴	Wx cm³	ax mm	Iy cm⁴	Wy cm³	ay mm	
008.3004.XX	40.37	20.4	7.00	38.565	11.024	33.02	96.233	13.872	54.63	X Y Y X 0

008.3004.XX L=7.00m
0K8.3004.XX L=1.15m

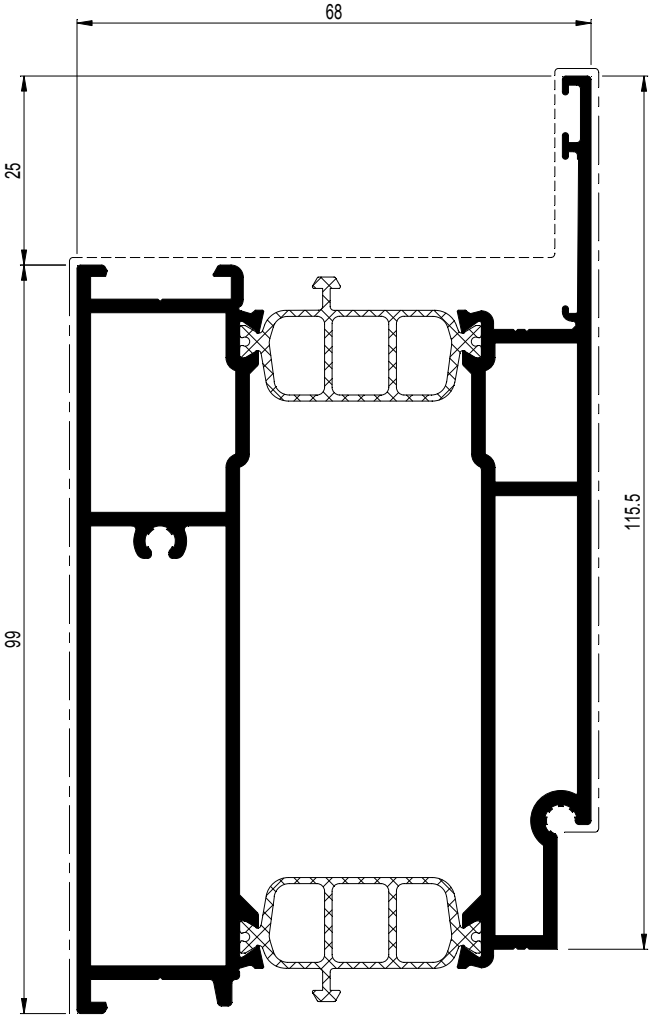

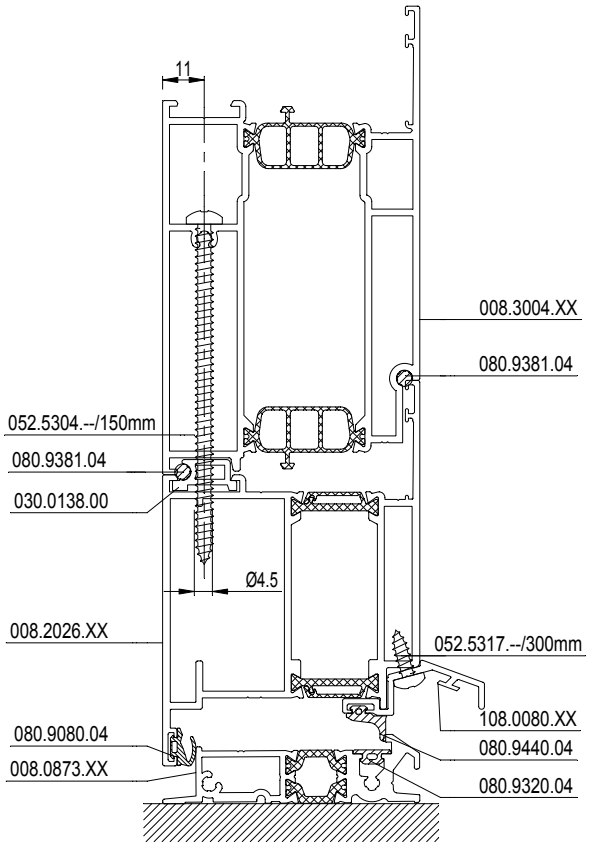

008.3004.XX	
052.5315.--	097.0413.00
068.8731.00+(*) or 068.8741.00+(*) (*) 050.5153.-- 2x	097.P800.00 097.P100.00 097.P200.00 of-ou-or-oder 097.0410.00
068.8731.00+(*) or 068.8741.00+(*) (*) 068.5920.00 (2x)	097.P800.00 097.P100.00 097.P200.00 of-ou-or-oder 097.0410.00

D0076830

CS 77

BODEMPROFIEL
PROFILE DE SEUIL
FLOOR PROFILE
ZUSATZPROFIL

	A dm²/m	P dm²/m	Lm	Ix cm⁴	Wx cm³	ax mm	Iy cm⁴	Wy cm³	ay mm
008.0081.XX	10.49	1.4	7.00	0.076	0.082	3.79	0.869	0.471	12.62
008.0873.XX	34.05	3.7	7.00	0.852	0.765	6.90	13.330	3.417	39.01
008.0874.XX	19.01	4.0	7.00	0.834	0.735	6.69	12.779	3.423	30.67
108.0080.XX	14.01	2.6	6.00	1.255	0.651	18.24	0.170	0.231	7.19
108.0082.XX	8.19	2.7	6.00	0.090	0.100	3.04	0.294	0.213	13.83
108.0085.XX	8.51	2.6	6.00	0.174	0.184	9.06	0.080	0.112	7.10

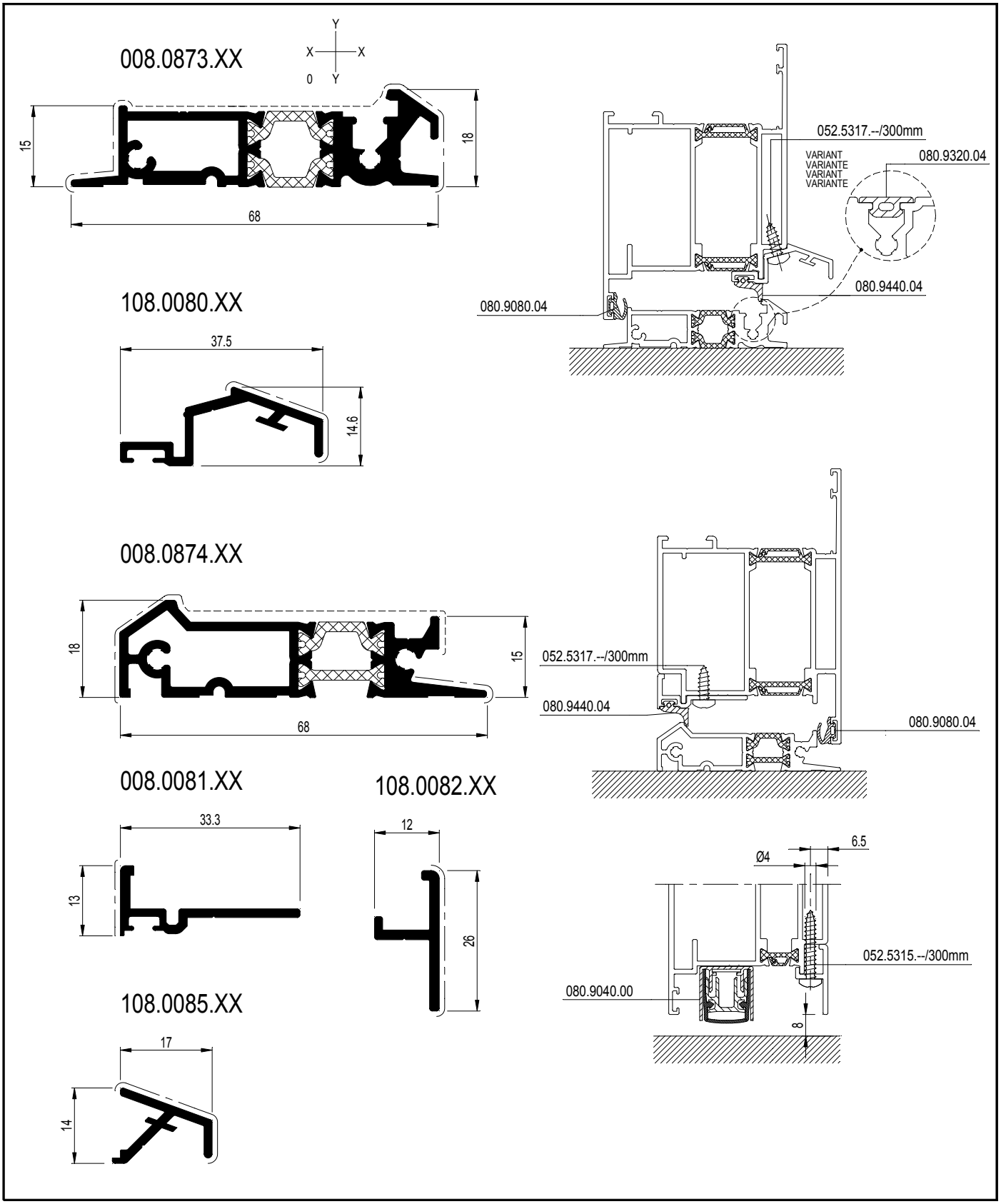

D0075083

CS 77

BODEMPROFIEL
PROFILE DE SEUIL
FLOOR PROFILE
ZUSATZPROFIL

	A dm²/m	P dm²/m	Lm	Ix cm⁴	Wx cm³	ax mm	Iy cm⁴	Wy cm³	ay mm
008.0875.XX	26.85	8.5	7.00	12.703	2.969	25.50	2.808	0.958	29.31
008.0876.XX	24.77	7.7	7.00	13.472	3.716	31.50	2.731	0.940	29.05

008.0875.XX

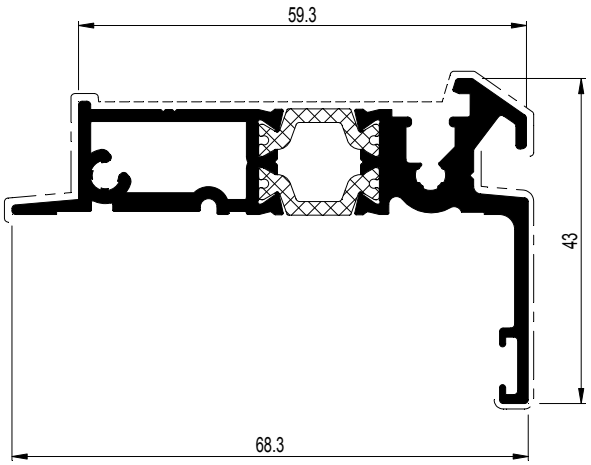

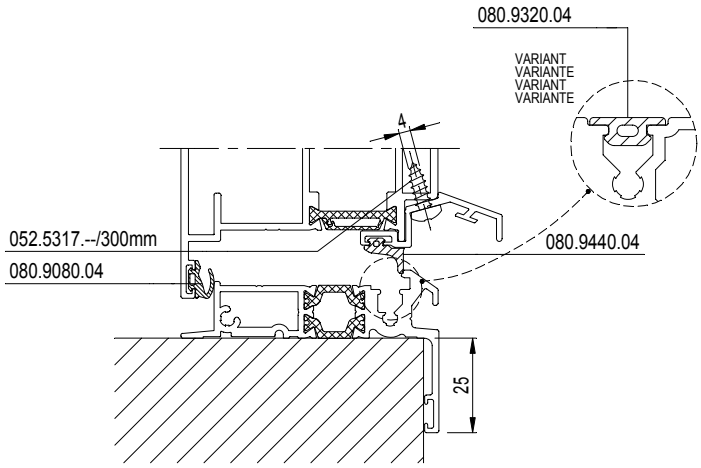

008.0876.XX

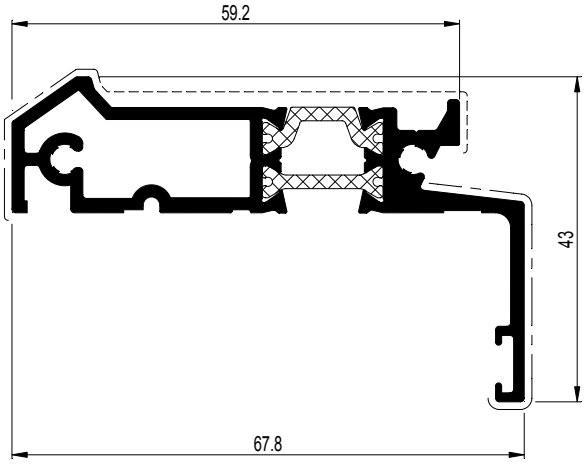

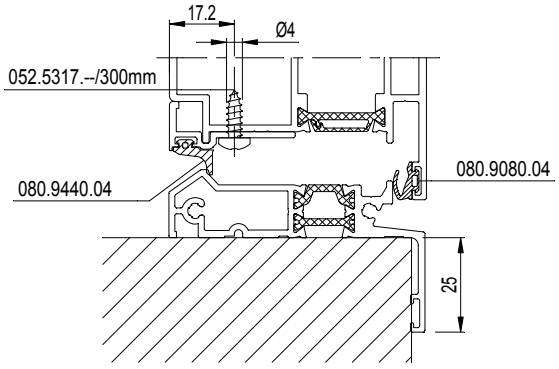

D0078849

CS 77

BORSTELPROFIEL
PROFILE SUPPORT JOINT-BROSSE
SUPPORTING PROFILE BRUSH
ZUSATZPROFIL BUERSTENDICHTUNG

	A dm²/m	P dm²/m	Lm	Ix cm⁴	Wx cm³	ax mm	Iy cm⁴	Wy cm³	ay mm
005.0049.XX	17.41	4.1	6.00	0.958	0.669	14.32	0.853	0.480	17.79
005.0177.XX	18.26	2.7	7.00	3.378	1.344	17.16	0.394	0.299	13.18
005.1175.XX	14.63	2.7	7.00	1.019	0.600	16.98	0.378	0.273	12.16
005.2034.XX	19.60	2.6	6.00	4.064	1.666	18.96	0.856	0.458	10.79
008.0071.XX	11.59	5.9	6.00	2.508	0.963	26.04	0.016	0.063	2.32
008.1175.XX	17.28	2.7	7.00	2.385	1.079	22.11	0.391	0.293	12.65

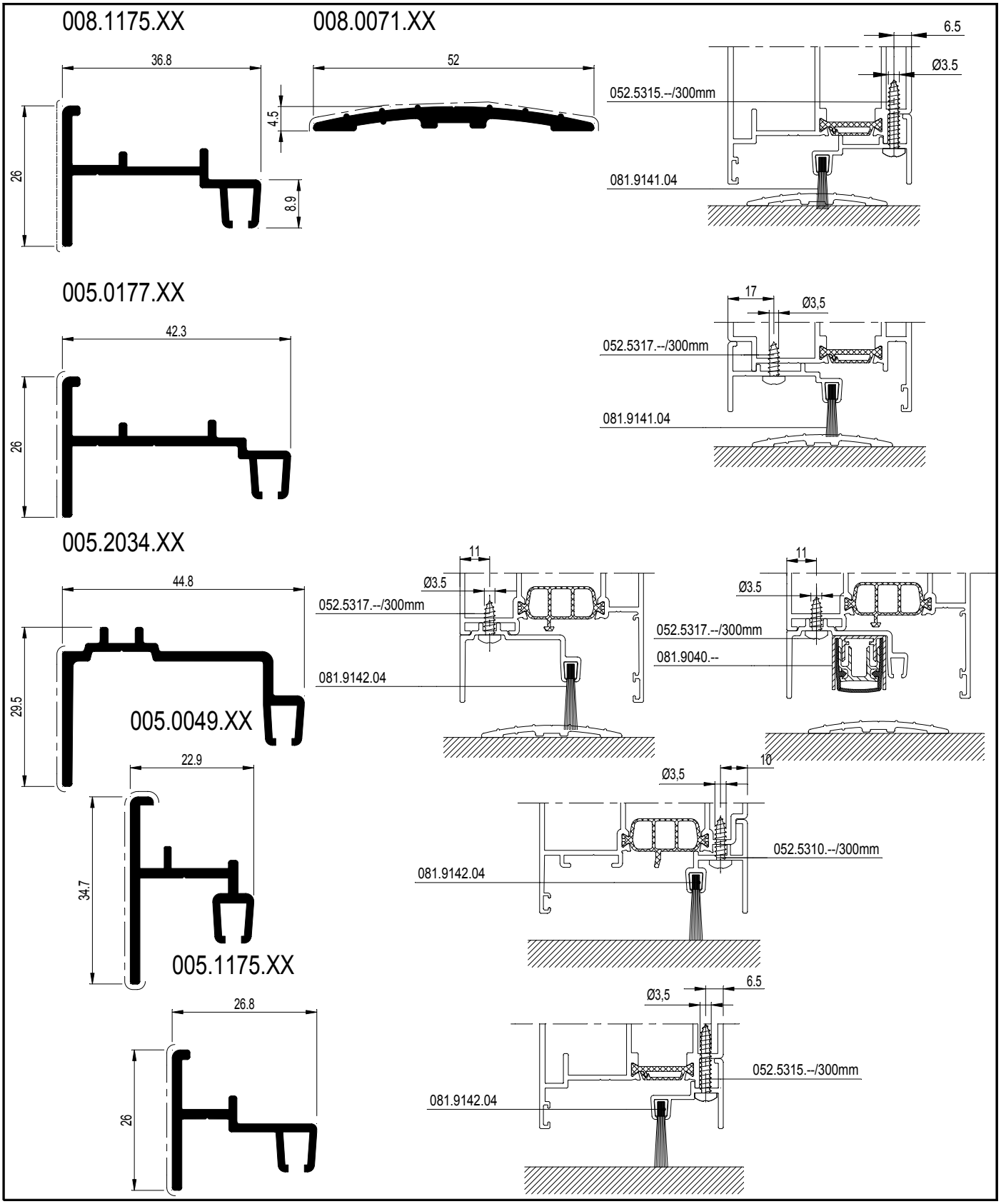

D0075070

CS 77

BORSTELPROFIEL PIVOTDEUR
PROFILE SUPPORT JOINT-BROSSE PORTE PIVOTANTE
SUPPORTING PROFILE BRUSH PIVOT DEUR
ZUSATZPROFIL BUERSTENDICHTUNG PIVOTTEUR

	A dm²/m	P dm²/m	Lm	Ix cm⁴	Wx cm³	ax mm	Iy cm⁴	Wy cm³	ay mm
005.1174.XX	20.28	2.7	7.00	5.748	1.866	30.81	0.397	0.304	12.94
008.0176.XX	21.82	3.1	6.50	10.104	2.639	38.29	0.977	0.647	15.10
008.1176.XX	21.82	3.1	7.00	13.473	3.519	38.29	0.977	0.647	15.10

X
Y — Y
X 0

008.1176.XX

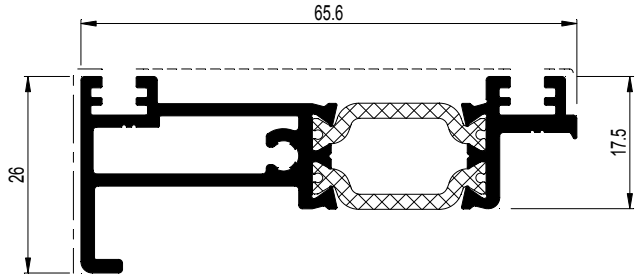

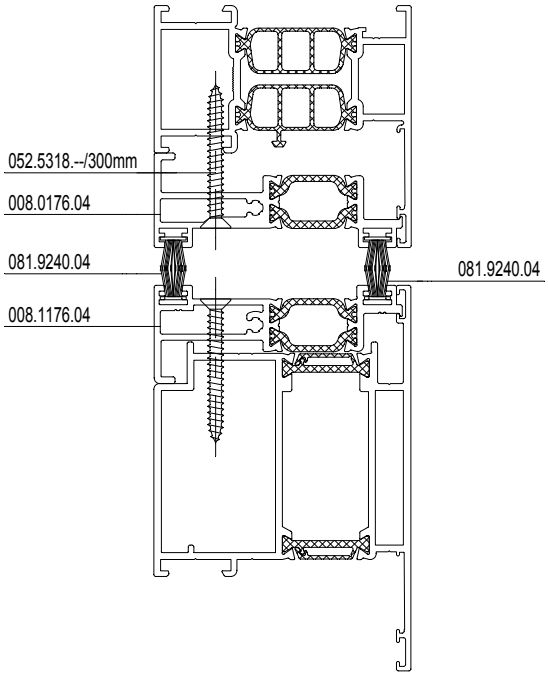

008.0176.XX

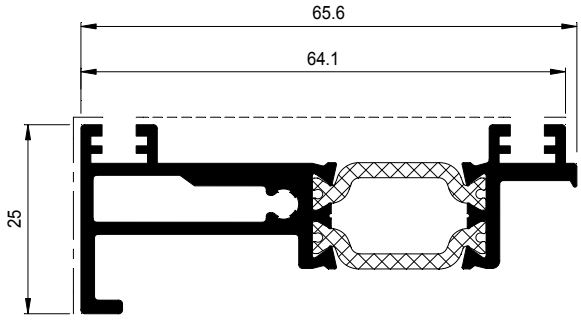

005.1174.XX

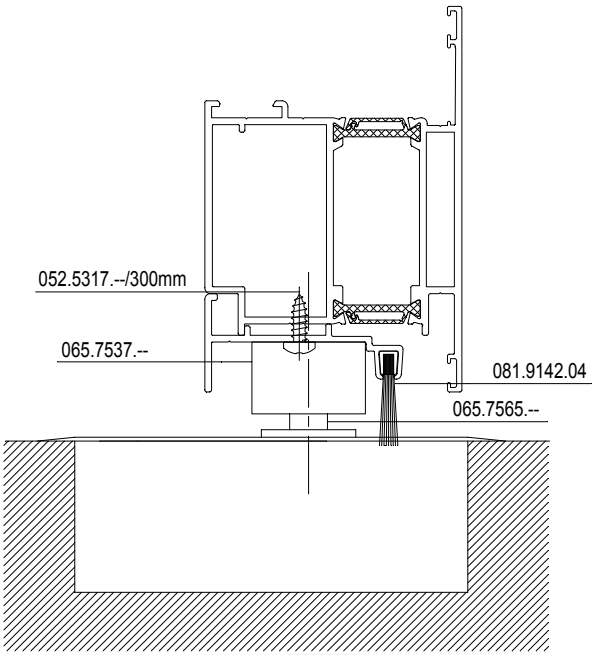

D0075087

CS 77

BORSTELPROFIEL - RUBBERPROFIEL EN AFWERKINGSPROF.
PROF. SUP. JOINT-BROSSE - DE JOINT ET PROF. DE FINITION
SUPPORT. PROF. BRUSH - PROF. GASKET AND FINISHING PROF.
ZUSATZPROF. BUERSTEND. - DICHT. UND AUSFUEHRUNGSPROF.

	A dm²/m	P dm²/m	Lm	Ix cm⁴	Wx cm³	ax mm	Iy cm⁴	Wy cm³	ay mm
008.0009.04	26.55	-	7.00	2.283	1.554	14.69	11.194	3.350	33.40
008.0083.00	21.24	-	7.00	0.667	0.612	10.90	0.755	0.738	10.23
008.0086.XX	13.62	1.5	7.00	1.469	0.730	20.11	0.450	0.316	14.22
008.0890.XX	22.07	5.1	7.00	15.585	3.820	40.79	1.979	1.352	14.12
108.0070.04	-	-	7.00	12.714	5.085	25.01	4.872	2.830	15.77

008.0009.04

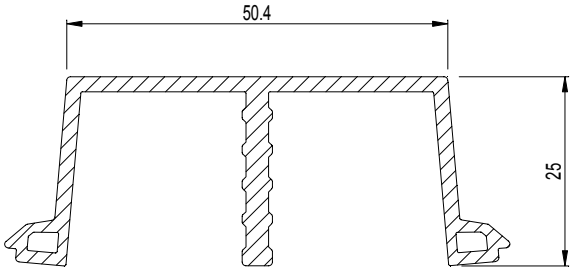

008.0890.XX

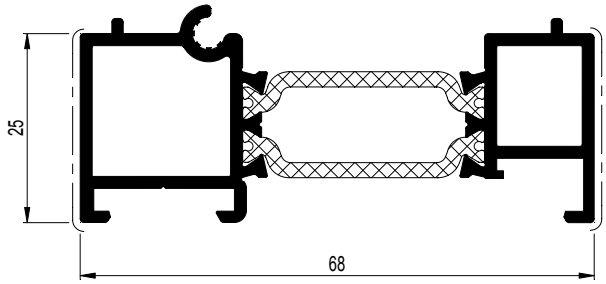

008.0083.00

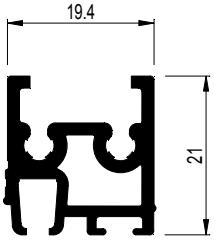

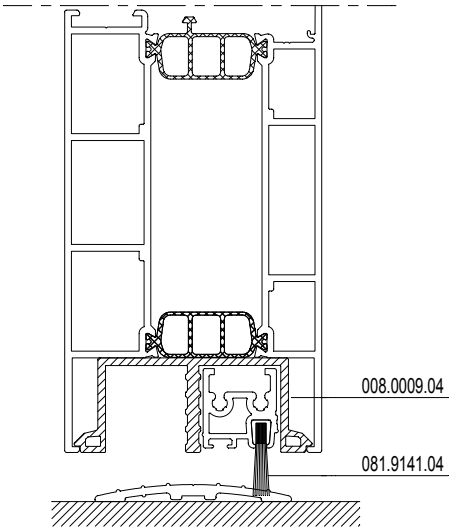

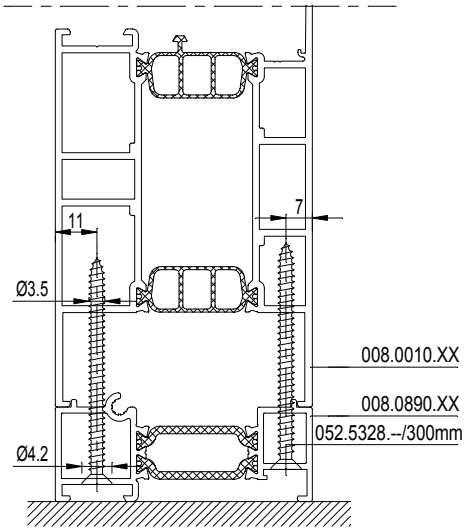

008.0086.XX

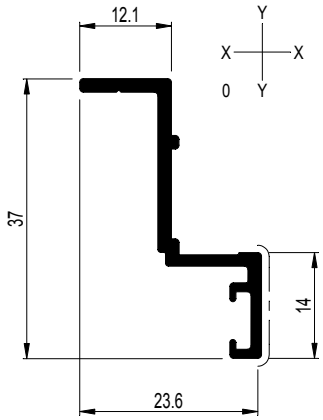

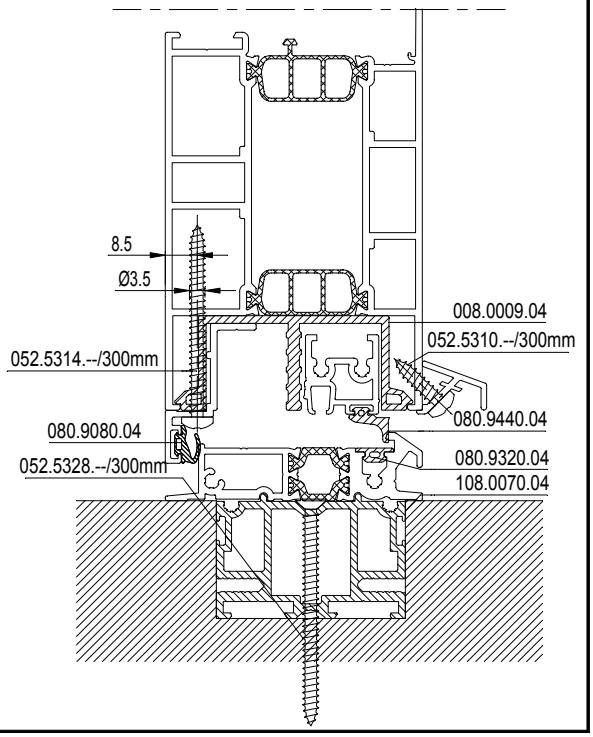

108.0070.04

HPVC

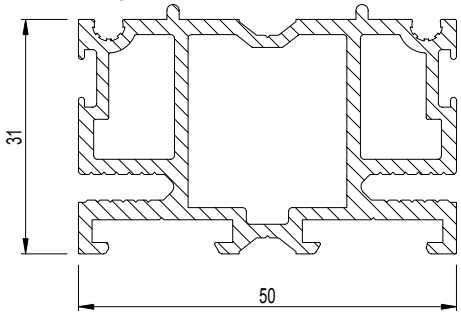

D0075088

CS 77

ONDERZIJDE DEUR
COTE INFERIEUR FENETRE
BOTTOM DOOR
UNTERSEITE TUER

	A dm²/m	P dm²/m	Lm	Ix cm⁴	Wx cm³	ax mm	Iy cm⁴	Wy cm³	ay mm	
008.0073.00	14.73	-	6.00	5.337	1.889	28.25	1.605	0.845	19.00	X Y Y X 0

008.0073.00

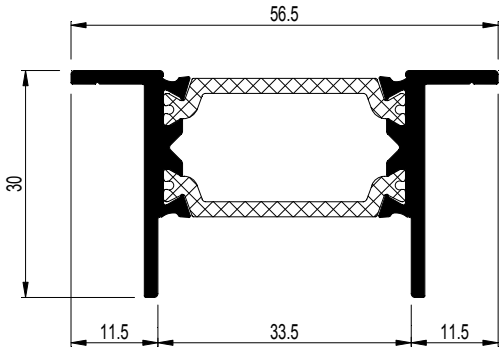

D0025812

CS 77

ONDERZIJDE DEUR
COTE INFERIEUR FENETRE
BOTTOM DOOR
UNTERSEITE TUER

E

Werktekeningen

Coupes et débits

Work drawings

Werkzeichnungen

CS 77

OVERZICHT RAMEN
APERCU FENETRES
OVERVIEW WINDOWS
UEBERSICHT FENSTER

REYNAERS aluminium

CS-77

RAMEN
FENETRES

WINDOWS
FENSTERS

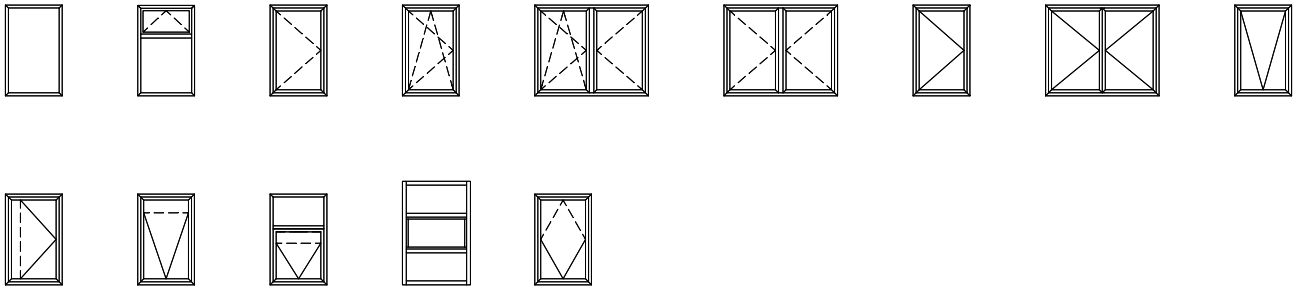

CS-77

RAAMDEUREN
PORTE-FENETRES

WINDOWS-DOORS
FENSTERSTÜREN

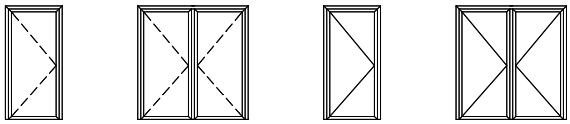

CS 77-HV

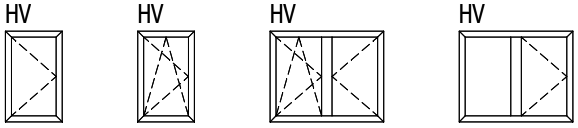

CS 77-Re

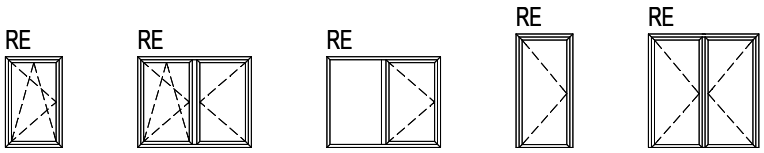

CS 77-Fr

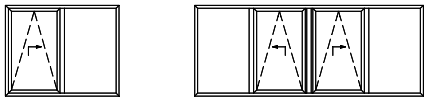

CS 77-MP

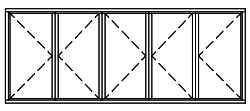

D0078870

CS 77

OVERZICHT DEUREN
APERCU PORTES
OVERVIEW DOORS
UEBERSICHT TUEREN

REYNAERS aluminium

CS 77

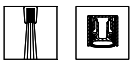

DEUREN
PORTES

DOORS
TÜREN

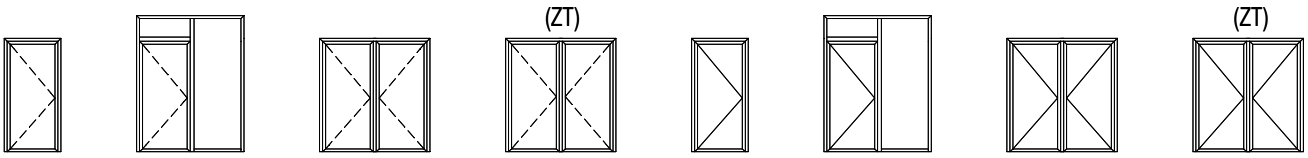

CS 77



DEUREN MET SOKKELPROFIEL
PORTES AVEC PLINTHE BAS DE PORTE

DOORS WITH BOTTOM DOOR RAIL
TÜREN MIT SOCKELPROFIL

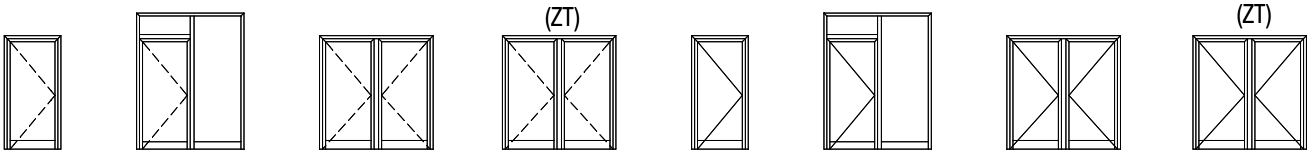

CS 77

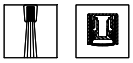

DEUREN MET T-PROFIEL
PORTES AVEC TRAVERSE

DOORS WITH TRANSOM-MULLION
TÜREN MIT SPRÖSSE

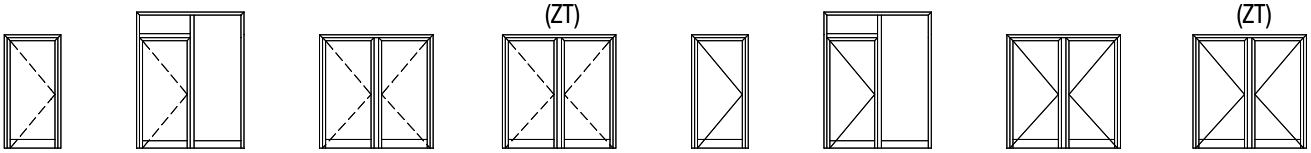

CS 77

DEUREN MET DUB. AANSLADD.
PORTES AVEC JOINT DE BUTTEE

DOORS WITH DOUB. WEATHER ST.
TÜREN MIT DOPPELANSCHLAGD.

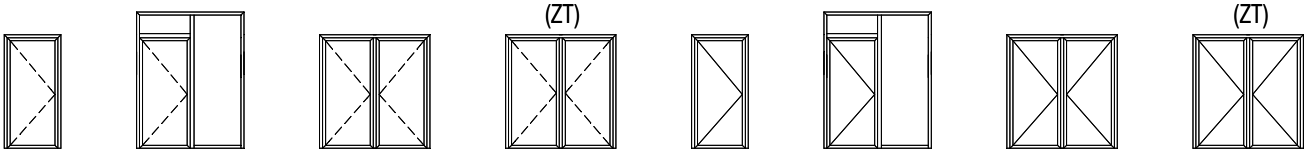

CS 77

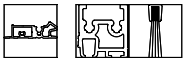

DEUREN M. DUB.AANSLAGD. EN SOKKELPR.
PORTES JOINT DE BUTTEE/PLINTHE

DOORS W. DOUB. WEATHER ST. / DOORRAIL
TÜREN MIT DOPPELANSCHLAGD./SOCKELPR.

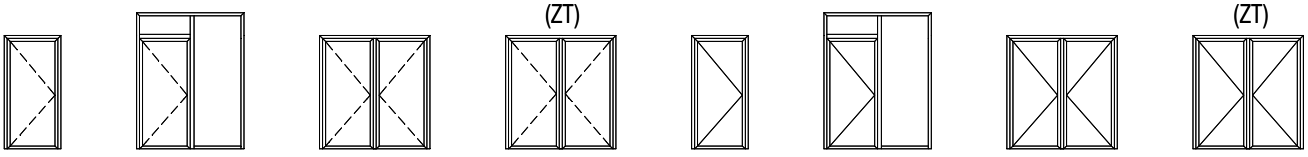

CS-77

PIVOTDEUREN
PORTES PIVOTANTES

PIVOT DOORS
PIVOT TÜREN

CS 77-AD

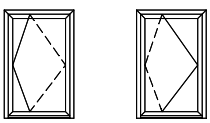

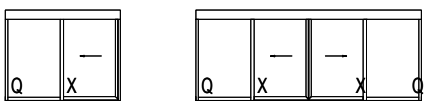

D0078870

CS 77

VAST RAAM
FENETRE FIXE
FIXED WINDOW
FESTVERGLASUNG

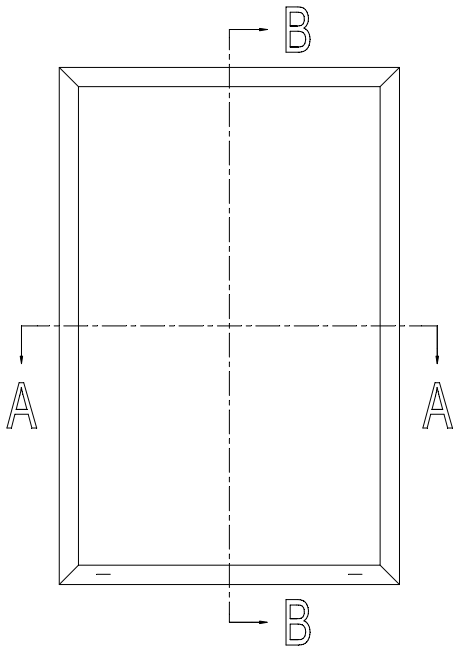

			#	Lm	
008.3136.XX			2	B	13.C....
			2	H	
030.3614.XX			2	B-52	13.C....
			2	H-102	

b = B-64
h = H-64

		#	
060.8723.--		4	ACCESS CS
068.7850.00		4	ACCESS CS
068.7851.00		4	ACCESS CS
069.6831.XX		13.F....	ACCESS CS
069.8704.01		13.F....	ACCESS CS
080.9114.SY		(2xb)+(2xh)	ACCESS CS
080.9124.SY		(2xb)+(2xh)	ACCESS CS

Variant HI / Variante HI / Variant HI / Variante HI

080.9625.07		(2xb)+(2xh)	ACCESS CS
080.9231.07		(2xB)+(2xH)	ACCESS CS

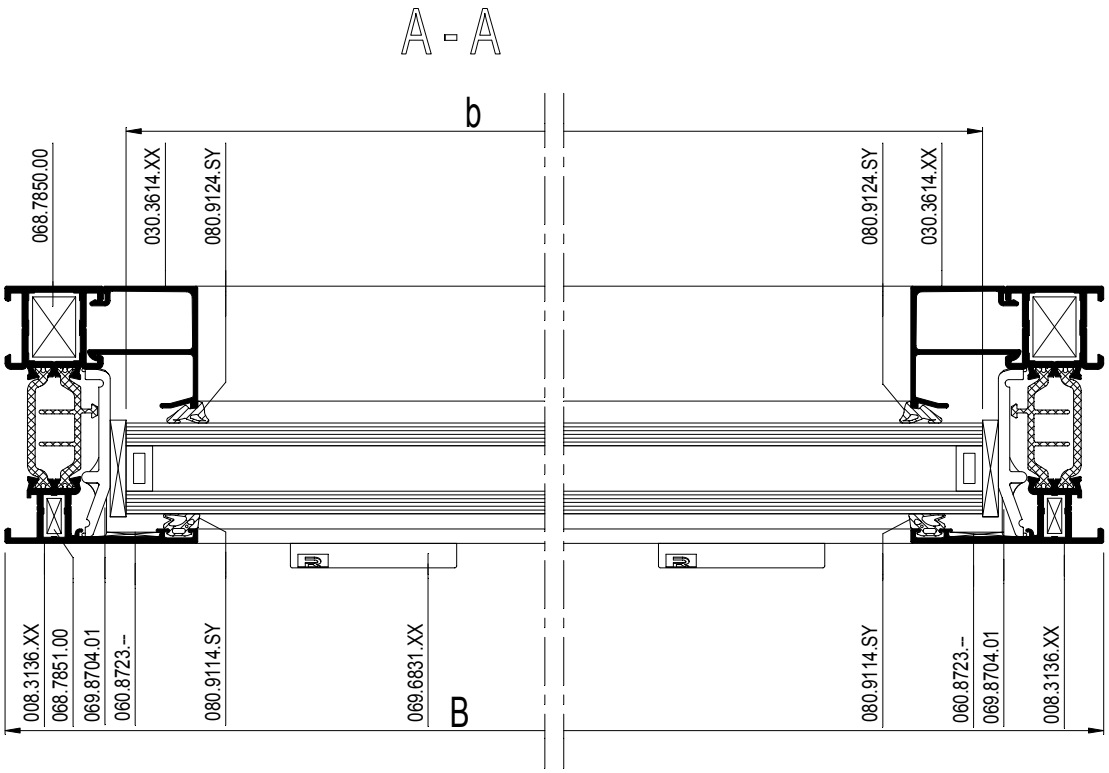

schaal - échelle
scale - Maßstab
1/2

D0009049

CS 77

VAST RAAM
FENETRE FIXE
FIXED WINDOW
FESTVERGLASUNG

B - B

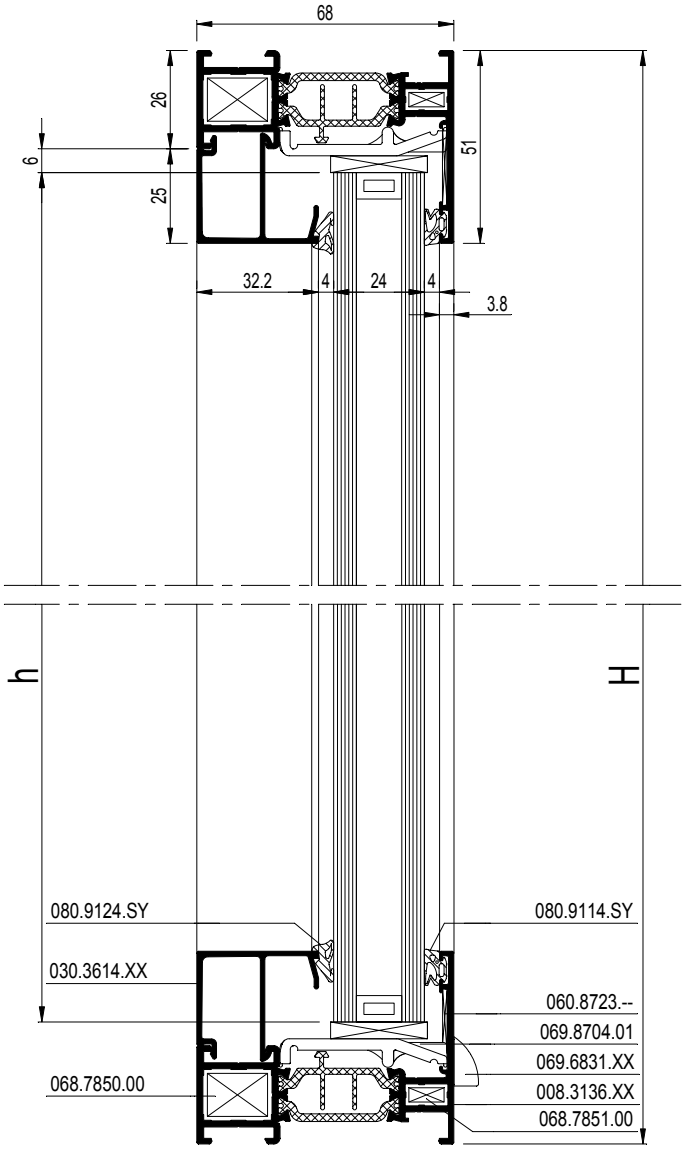

Variant HI / Variante HI / Variant HI / Variante HI

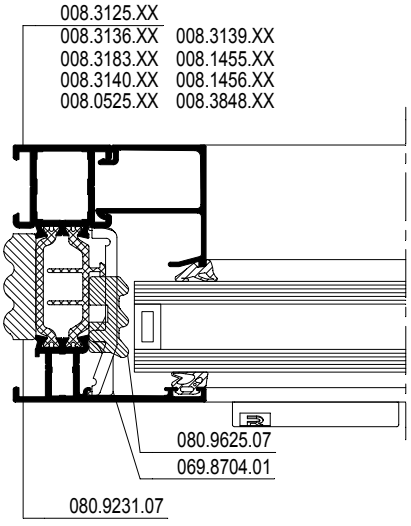

schaal - échelle
scale - Maßstab
1/2

D0009049

CS 77

RAAM MET OPENVALLEND BOVENLICHT
FENETRE FIXE AVEC SOUFFLET
FIXED WINDOW FRAME WITH VENT
FENSTER MIT OBERLICHT

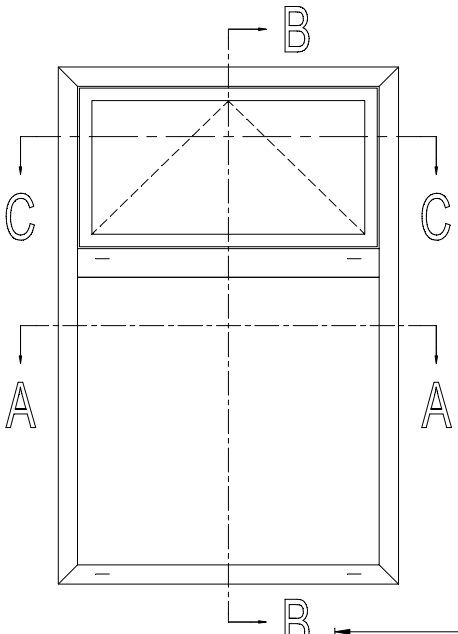

			#	Lm	
008.3136.XX			2	B	13.C....
			2	H	
008.3102.XX			2	B-42	13.C....
			2	H-29	
008.3113.XX			1	B-52	13.C....
030.3614.XX			2	B-52	13.C....
			2	H1-89	
030.3634.XX			2	B-128	13.C....
			2	H2-165	

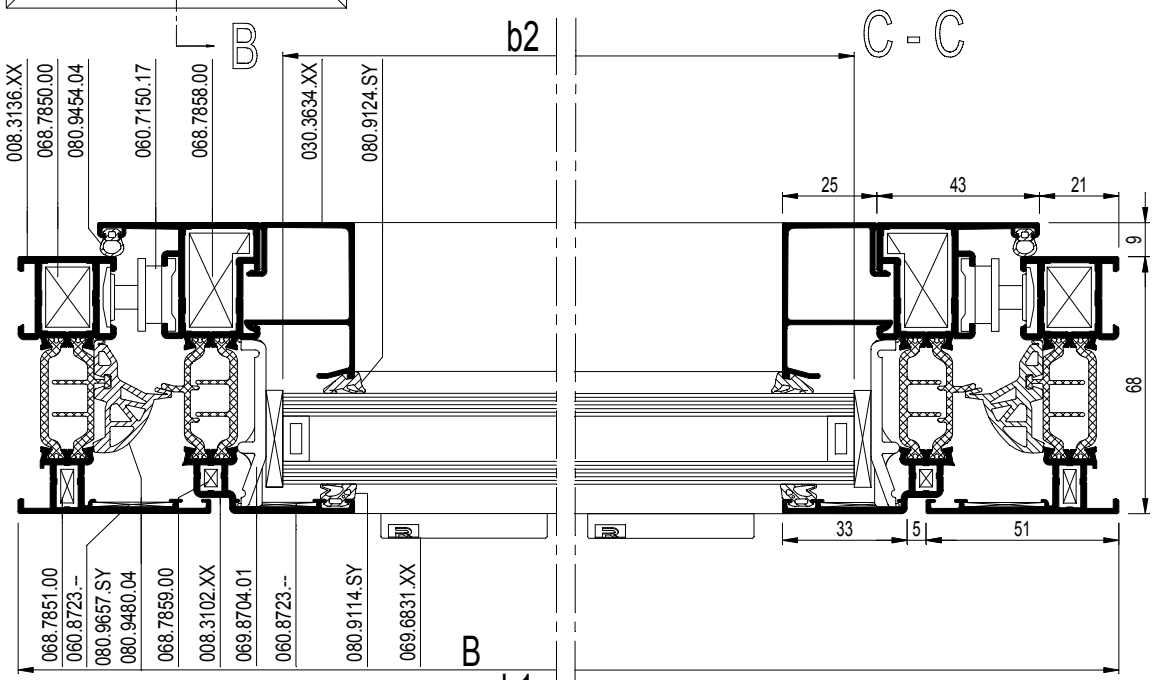

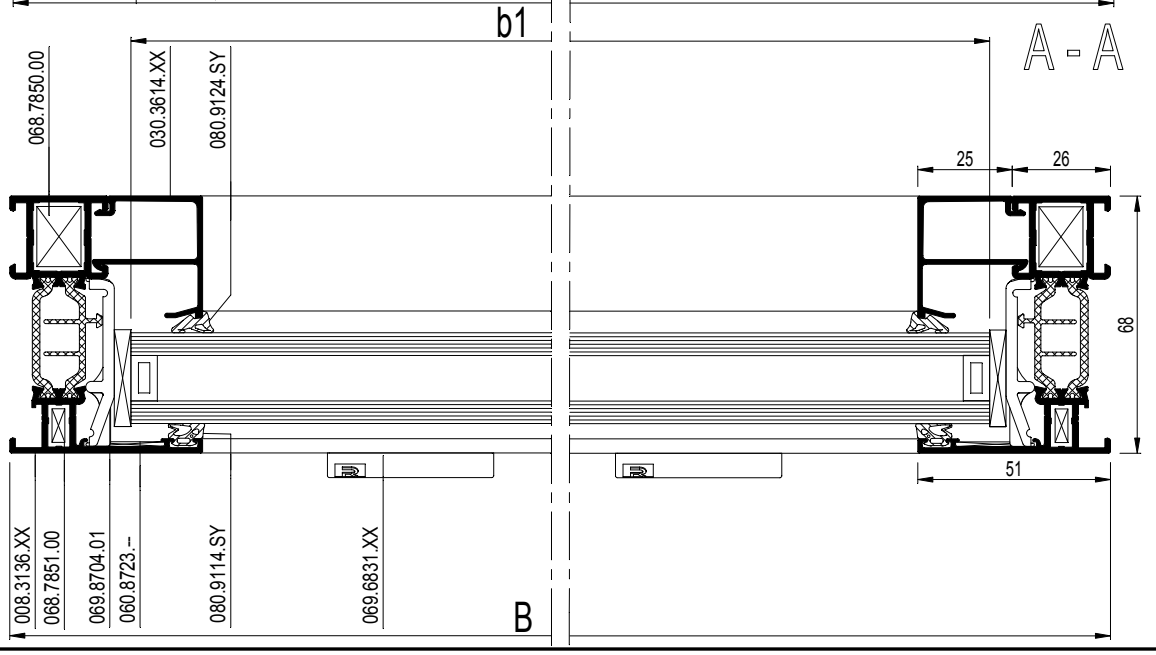

schaal - échelle
scale - Maßstab
1/2

D0009050

CS 77

RAAM MET OPENVALLEND BOVENLICHT
FENETRE FIXE AVEC SOUFFLET
FIXED WINDOW FRAME WITH VENT
FENSTER MIT OBERLICHT

REYNAERS aluminium

		#	☞
060.8723.--		8	ACCESS CS
068.7850.00		4	ACCESS CS
068.7851.00		4	ACCESS CS
068.7958.00		4	ACCESS CS
068.7859.00		4	ACCESS CS
068.8730.00		2	ACCESS CS
068.8680.04		2	ACCESS CS
060.6052.XX		15E.F....	OPENING SYST.
060.7150.17		1	ACCESS CS
060.7054.XX		1	OPENING SYST.
069.6831.XX		13.F....	ACCESS CS
069.8704.01		13.F....	ACCESS CS
080.9454.04		(2xB) + (2xH2)	ACCESS CS
080.9657.SY		(2xB) + (2xH2)	ACCESS CS
080.9467.04		4	ACCESS CS
080.9124.SY		(2xb1) + (2xh1)	ACCESS CS
		(2xb2) + (2xh2)	
080.9625.07		(2xb1) + (2xh1)	ACCESS CS
		(2xb2) + (2xh2)	

Variant HI / Variante HI / Variant HI / Variante HI

080.9625.07		(2xb1) + (2xh1)	ACCESS CS
		(2xb2) + (2xh2)	
080.9231.07		(2xB)+(2xH)	ACCESS CS

b1 = B - 64
h1 = H1 - 51
b2 = B - 140
h2 = H2 - 127

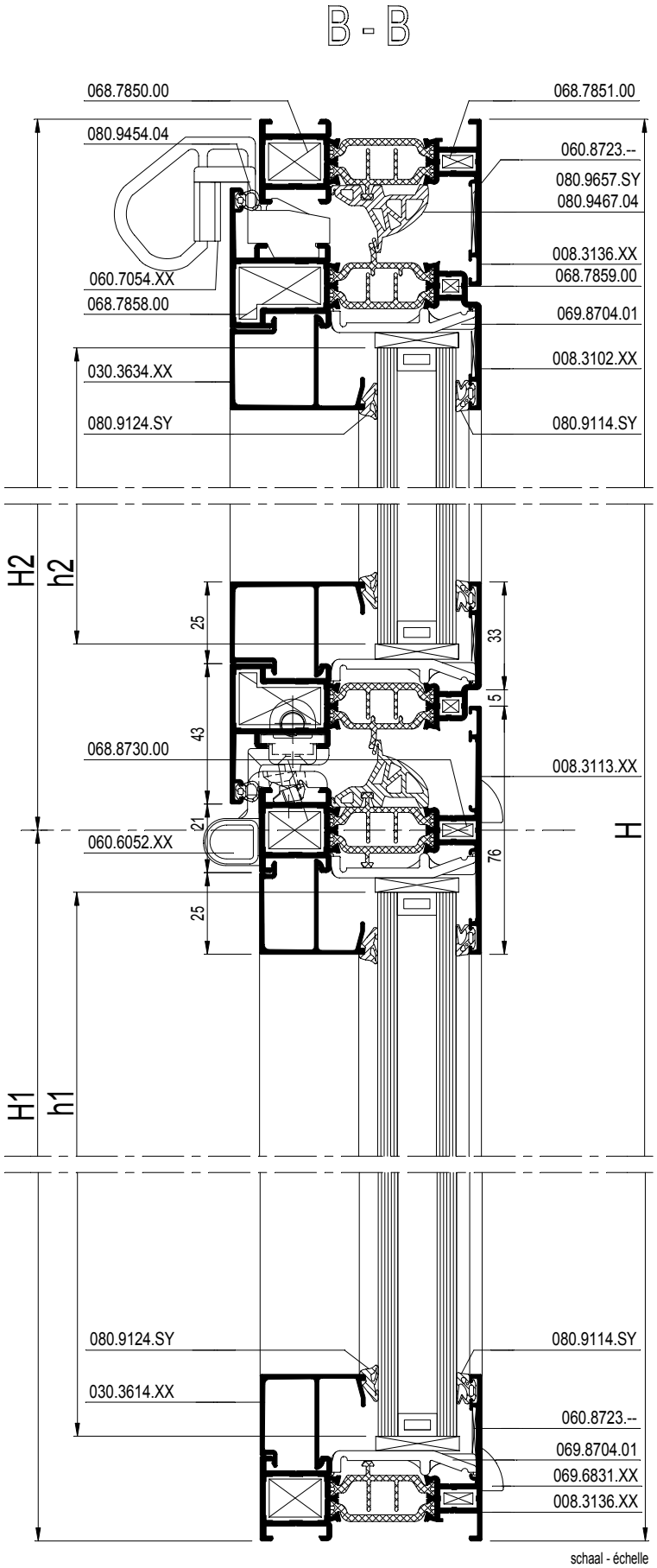

schaal - échelle
scale - Maßstab
1/2

D0009050

CS 77

DRAAIRAAM
FENETRE OUVRANT A LA FRANCAISE
SIDE-HUNG WINDOW
DREHFENSTER

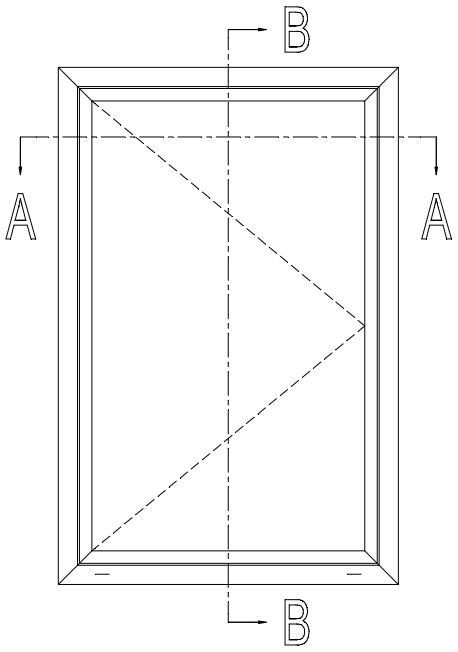

		#	Lm	
008.3136.XX		2	B	13.C....
		2	H	
008.3102.XX		2	B - 42	13.C....
		2	H - 42	
030.3634.XX		2	B - 128	13.C....
		2	H - 178	
001.0075.17		-	13.F....	13.C....

b = B - 140
h = H - 140

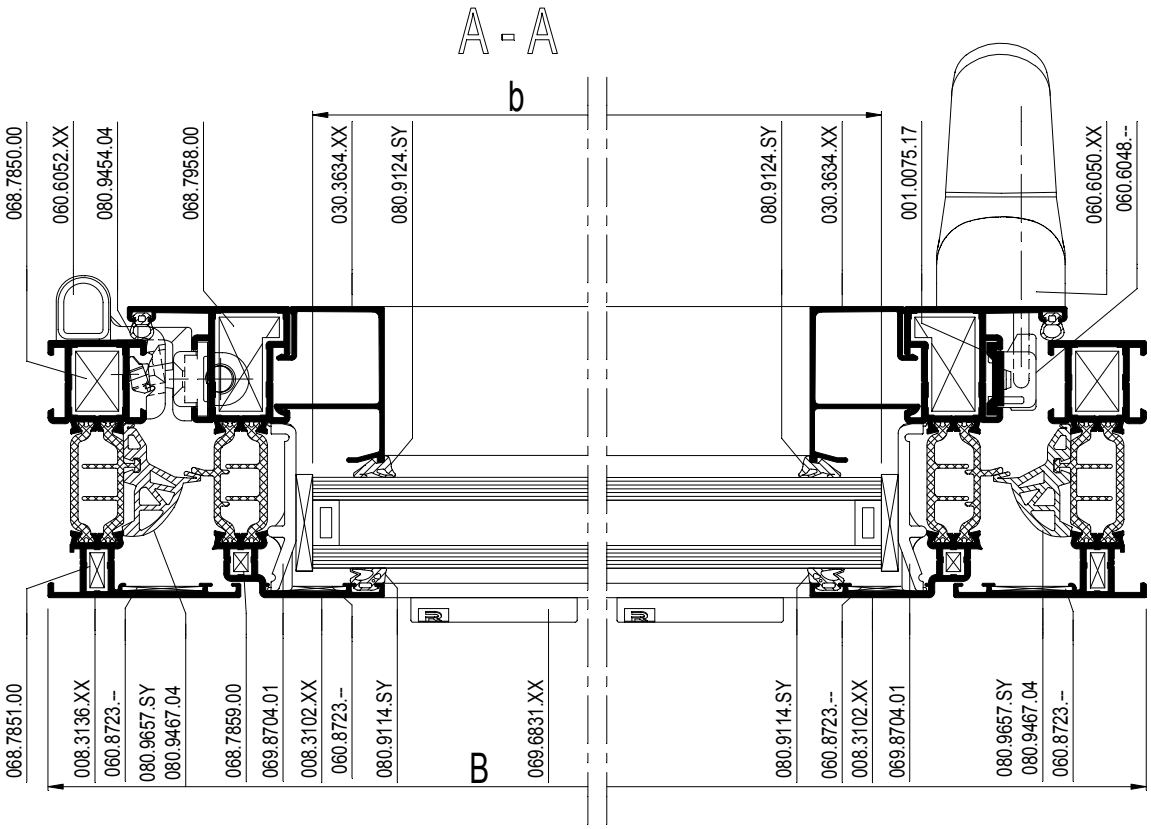

schaal - échelle
scale - Maßstab
1/2

D0009051

CS 77

DRAAIRAAM
FENETRE OUVRANT A LA FRANCAISE
SIDE-HUNG WINDOW
DREHFENSTER

		#	
060.8723.--		8	ACCESS CS
068.7850.00		4	ACCESS CS
068.7851.00		4	ACCESS CS
068.7958.00		4	ACCESS CS
068.7859.00		4	ACCESS CS
060.6048.--		15E.F....	OPENING SYST.
060.6052.XX		15E.F....	OPENING SYST.
060.6050.XX		1	OPENING SYST.
060.6149.01		1	OPENING SYST.
069.6831.XX		13.F....	ACCESS CS
069.8704.01		13.F....	ACCESS CS
080.9454.04		(2xb) + (2xh)	ACCESS CS
080.9657.SY		(2xB) + (2xh)	ACCESS CS
080.9467.04		4	ACCESS CS
080.9114.SY		(2xb) + (2xh)	ACCESS CS
080.9124.SY		(2xb) + (2xh)	ACCESS CS

Variant HI / Variante HI / Variant HI / Variante HI

080.9625.07		(2xb) + (2xh)	ACCESS CS
080.9231.07		(2xB)+(2xH)	ACCESS CS

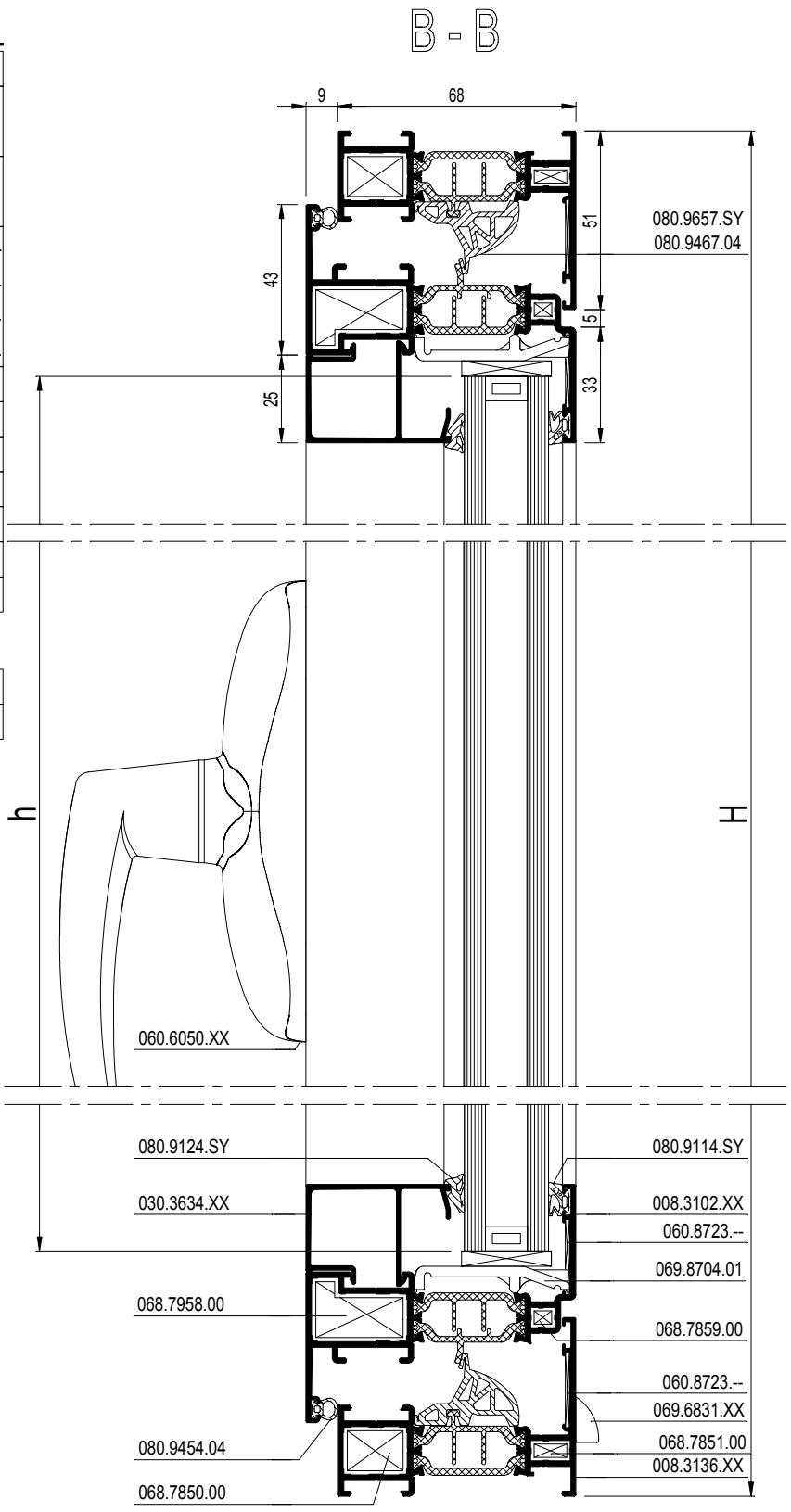

schaal - échelle
scale - Maßstab
1/2

D0009051

CS 77

DRAAIKIPRAAM
FENETRE OSCILLO-BATTANTE
TURN AND TILT WINDOW
DREHKIPPFENSTER

REYNAERS aluminium

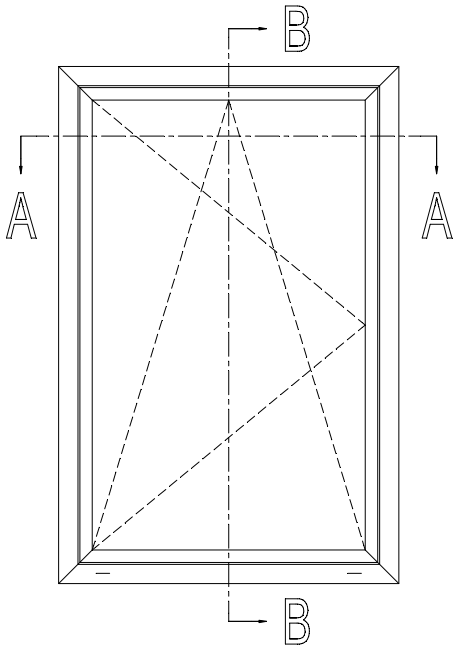

			#	Lm	
008.3136.XX			2	B	13.C....
			2	H	
008.3102.XX			2	B - 42	13.C....
			2	H - 42	
030.3634.XX			2	B - 128	13.C....
			2	H - 178	
001.0075.17			-	13.F....	13.C....

b = B - 140
h = H - 140

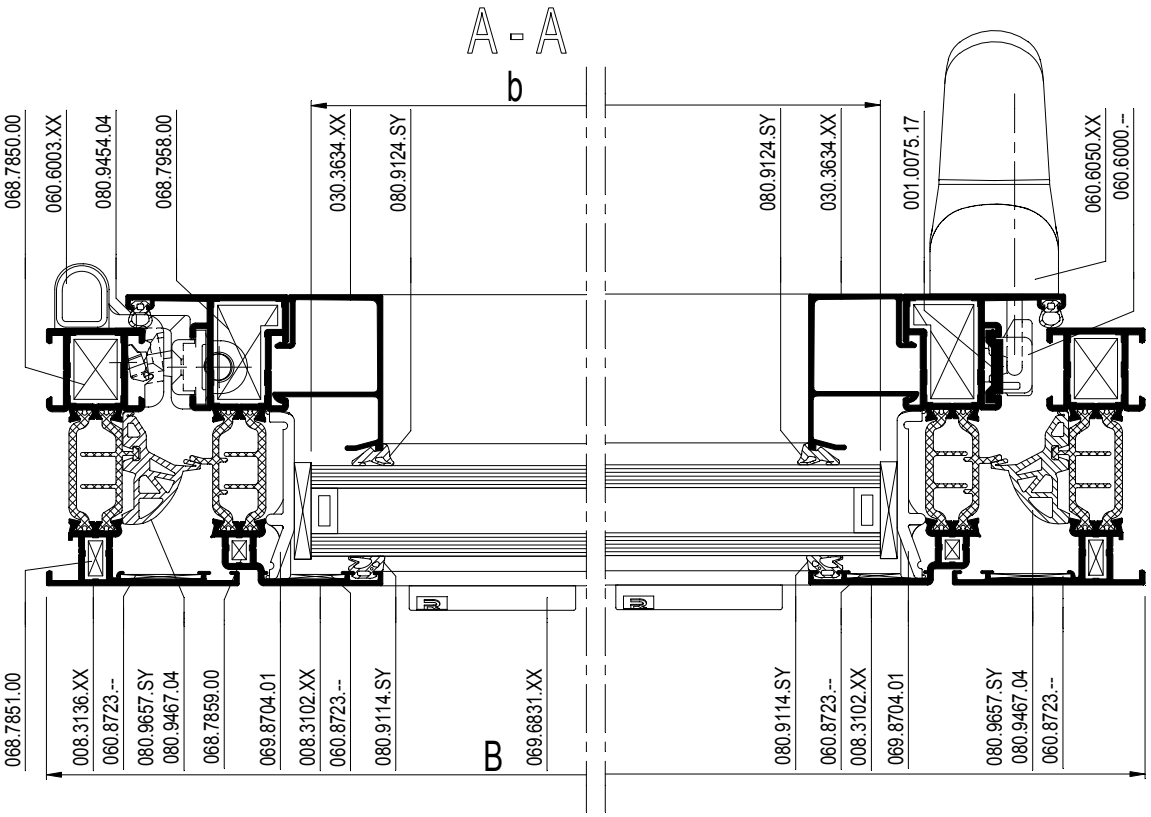

schaal - échelle
scale - Maßstab
1/2

D0009052

CS 77

DRAAIKIPRAAM
FENETRE OSCILLO-BATTANTE
TURN AND TILT WINDOW
DREHKIPPFENSTER

		#	
060.8723.--		8	ACCESS CS
068.7850.00		4	ACCESS CS
068.7851.00		4	ACCESS CS
068.7958.00		4	ACCESS CS
068.7859.00		4	ACCESS CS
060.6000.--		15E.F....	OPENING SYST.
060.6003.XX		15E.F....	OPENING SYST.
060.6050.XX		1	OPENING SYST.
069.6831.XX		13.F....	ACCESS CS
069.8704.01		13.F....	ACCESS CS
080.9454.04		(2xB) + (2xH)	ACCESS CS
080.9657.SY		(2xB) + (2xH)	ACCESS CS
080.9467.04		4	ACCESS CS
080.9114.SY		(2xb) + (2xh)	ACCESS CS
080.9124.SY		(2xb) + (2xh)	ACCESS CS

Variant HI / Variante HI / Variant HI / Variante HI

080.9625.07		(2xb) + (2xh)	ACCESS CS
080.9231.07		(2xB)+(2xH)	ACCESS CS

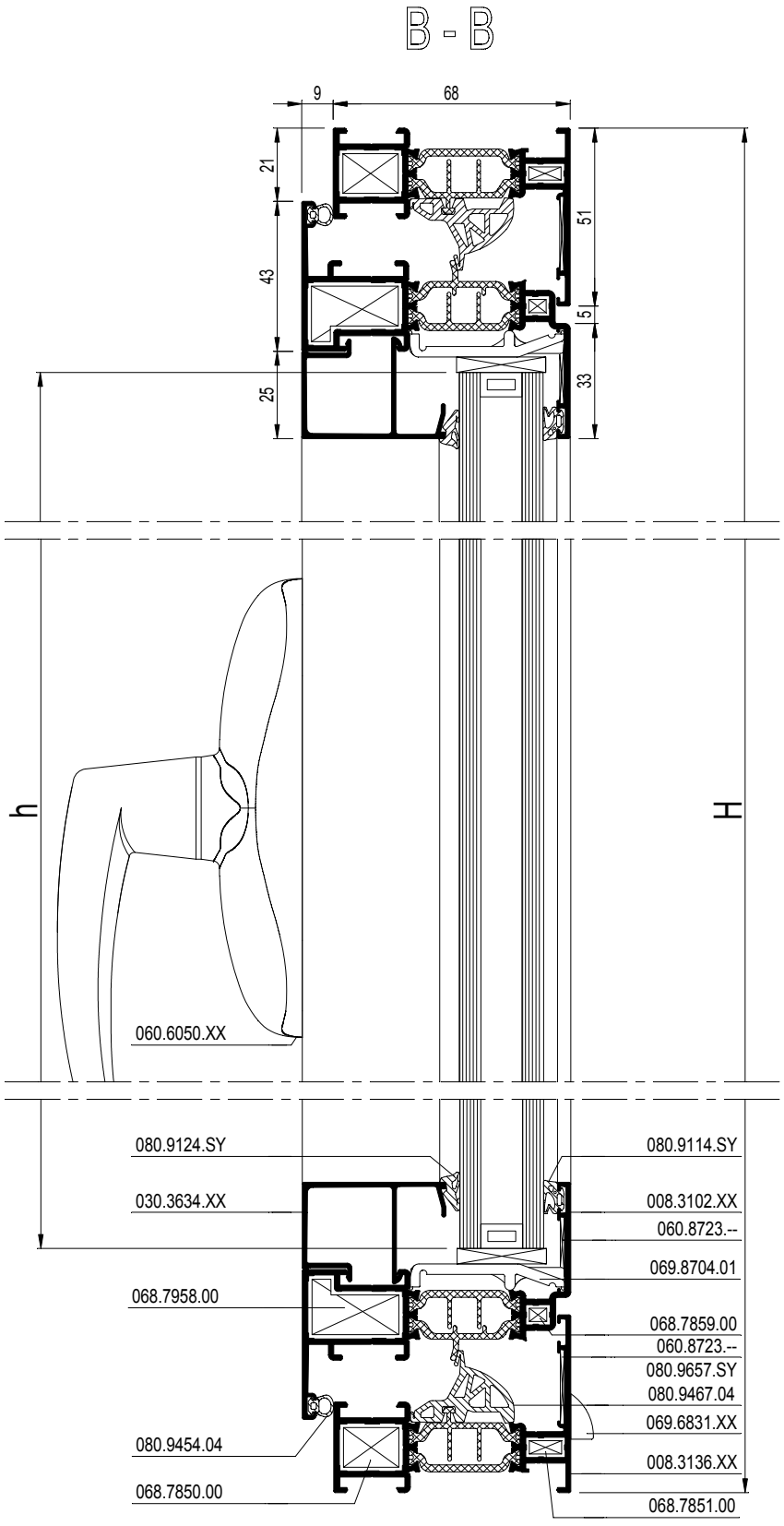

schaal - échelle
scale - Maßstab
1/2

D0009052

CS 77

STOLP-KIPRAAM
FENETRE DOUBLE OUVRANTE BATTANTE
DOUBLE CASEMENT TILT WINDOW
STULP-DREHKIPPFENSTER

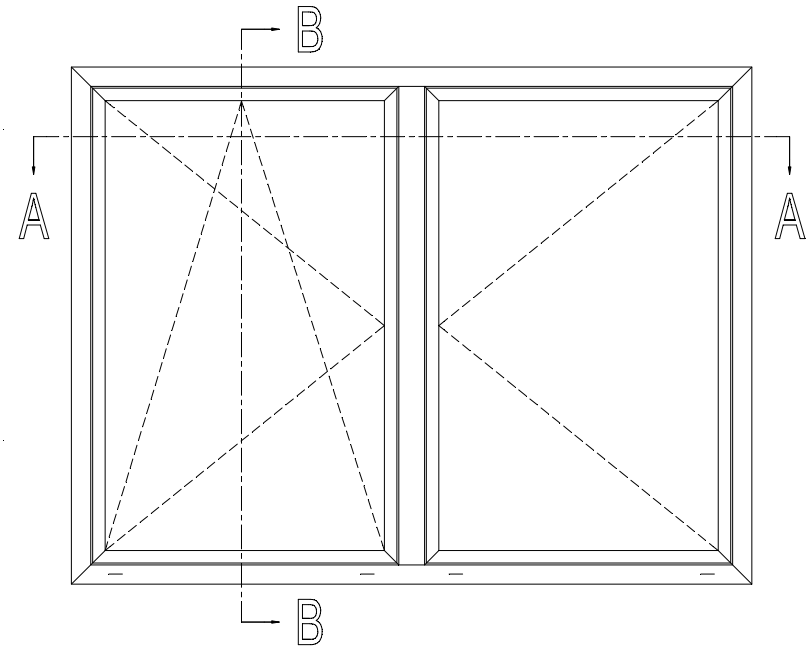

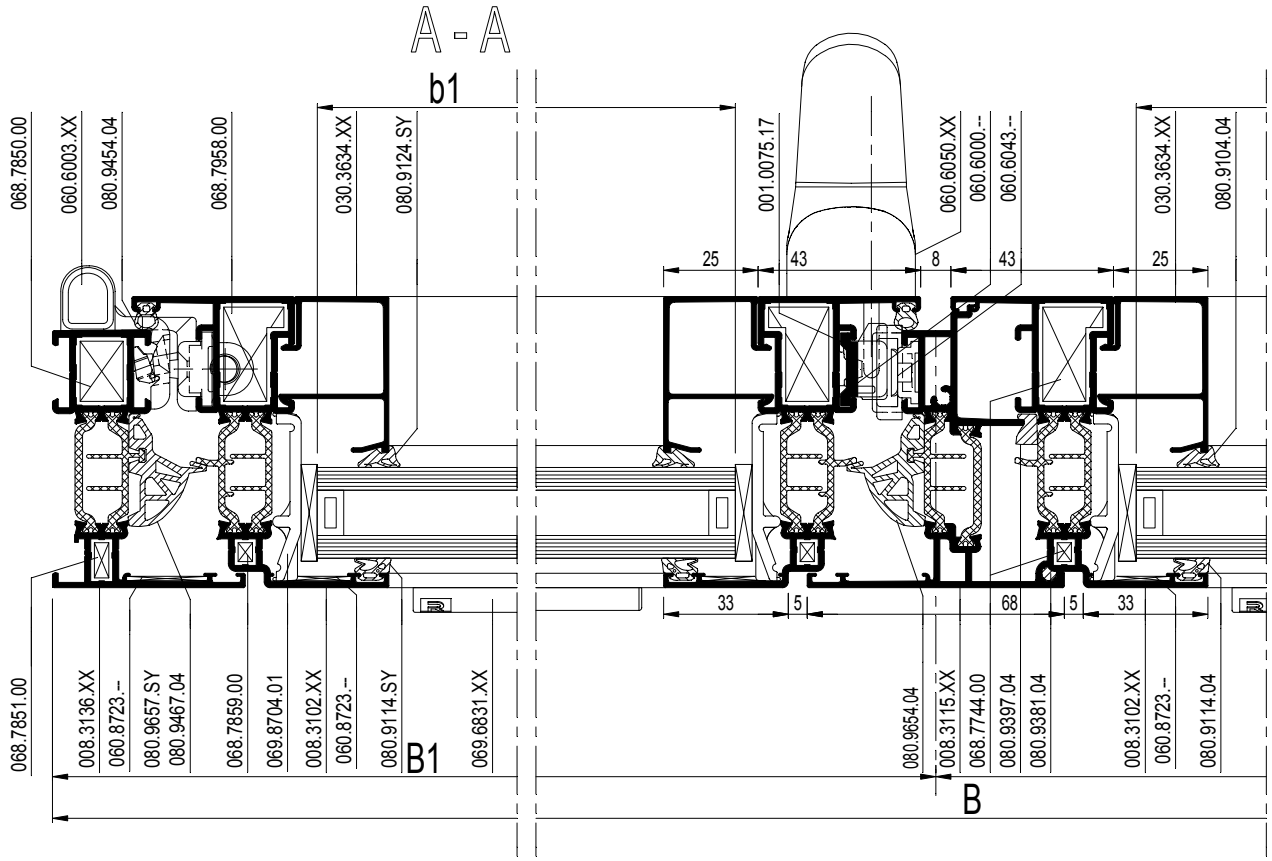

schaal - échelle
scale - Maßstab
1/2

D0078372

CS 77

STOLP-KIPRAAM
FENETRE DOUBLE OUVRANTE BATTANTE
DOUBLE CASEMENT TILT WINDOW
STULP-DREHKIPPFENSTER

REYNAERS aluminium

		#	Lm	
008.3136.XX		2	B	13.C....
		2	H	
008.3102.XX		2	B1 - 25	13.C....
		2	B2 - 25	
		4	H - 42	
008.3115.XX		1	H - 104	13.C....
030.3634.XX		2	B1 - 111	13.C....
		2	B2 - 111	
		4	H - 178	
001.0075.17		-	13.F....	13.C....
		-	13.F....	

b1 = B1 - 123
h = H - 140
b2 = B2 - 123
h = H - 140

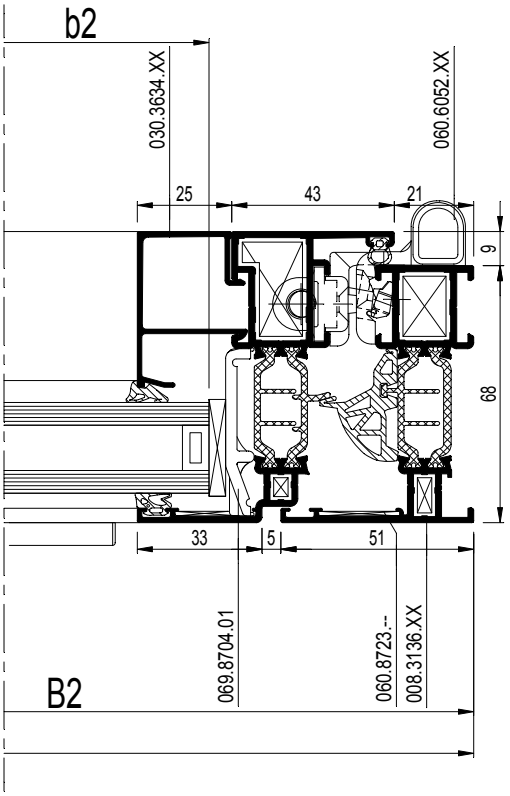

schaal - échelle
scale - Maßstab
1/2

D0078372

CS 77

STOLP-KIPRAAM
FENETRE DOUBLE OUVRANTE BATTANTE
DOUBLE CASEMENT TILT WINDOW
STULP-DREHKIPPFENSTER

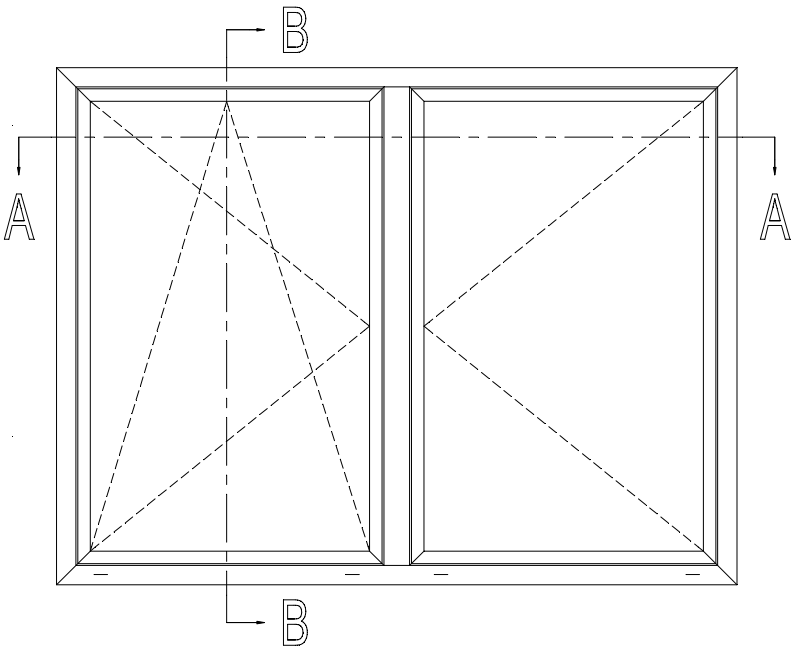

		#	☞
060.8723.--		12	ACCESS CS
068.7850.00		4	ACCESS CS
068.7851.00		4	ACCESS CS
068.7958.00		8	ACCESS CS
068.7859.00		8	ACCESS CS
069.6787.04		1	ACCESS CS
052.5313.--		2	ACCESS CS
060.6000.--		15E.F....	OPENING SYST.
060.6003.XX		15E.F....	OPENING SYST.
060.6050.XX		1	OPENING SYST.
060.6043.--		15E.F....	OPENING SYST.
060.6052.XX		15E.F....	OPENING SYST.
052.5318.--		1/300mm	ACCESS CS
069.6831.XX		13.F....	ACCESS CS
069.8704.01		13.F....	ACCESS CS
080.9381.04		1 x H	ACCESS CS
084.9397.04		1 x H	ACCESS CS
080.9454.04		(2xB) + (3xH)	ACCESS CS
080.9657.SY		(2xB)+(3xH)	ACCESS CS
080.9467.04		4	ACCESS CS
080.9114.SY		(2xb1) + (2xh)	ACCESS CS
		(2xb2) + (2xh)	
080.9124.SY		(2xb1) + (2xh)	ACCESS CS
		(2xb2) + (2xh)	

Variant HI / Variante HI / Variant HI / Variante HI

080.9625.07		(2xb1) + (2xh)	ACCESS CS
		(2xb2) + (2xh)	
080.9231.07		(2xB)+(2xH)	ACCESS CS

schaal - échelle
scale - Maßstab
1/2

D0078373

B - B

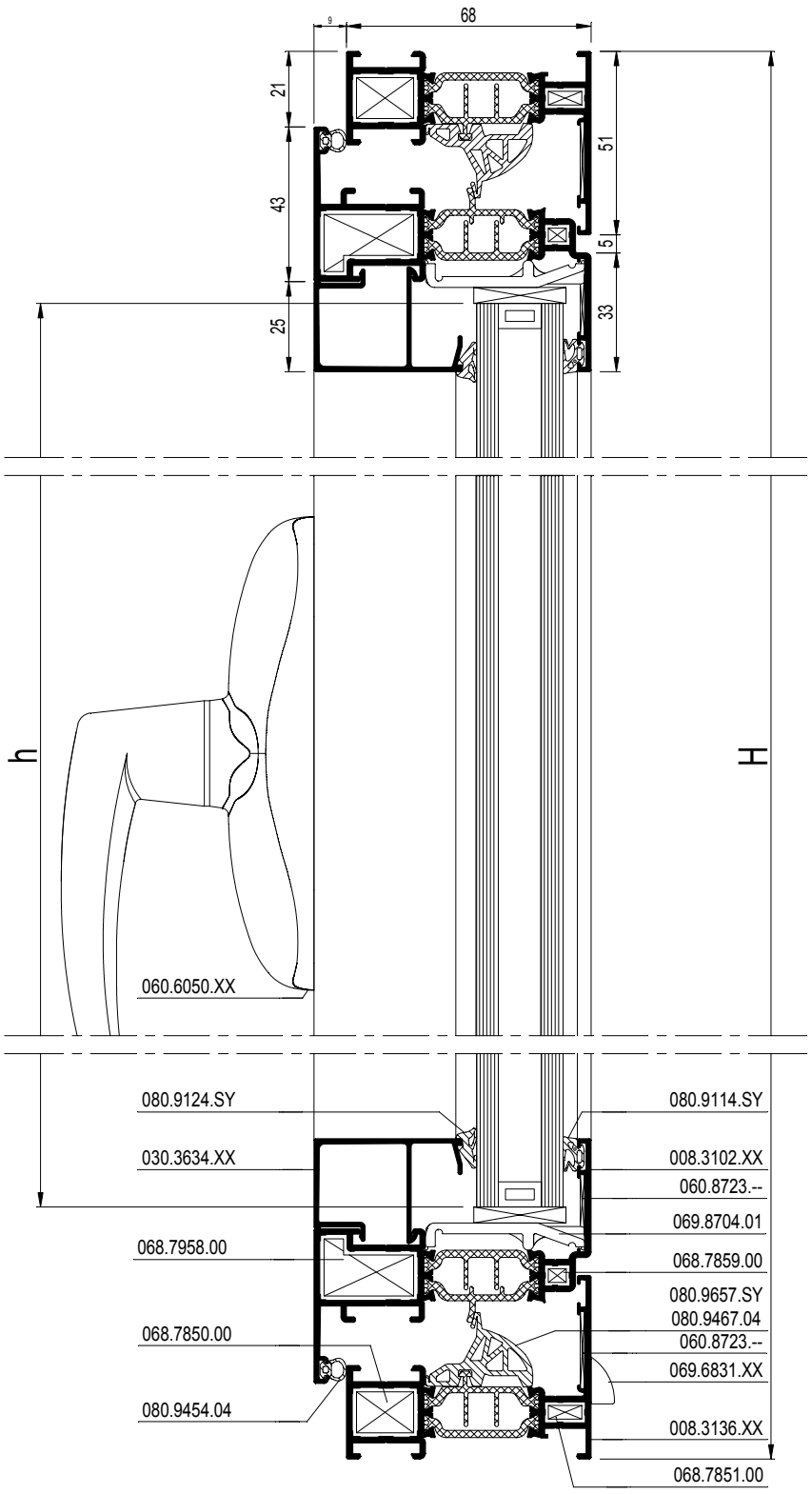

schaal - échelle
scale - Maßstab
1/2

D0078373

CS 77

STOLPRAAM
FENETRE DOUBLE OUVRANTE
DOUBLE CASEMENT WINDOW
STULP-DREHFENSTER

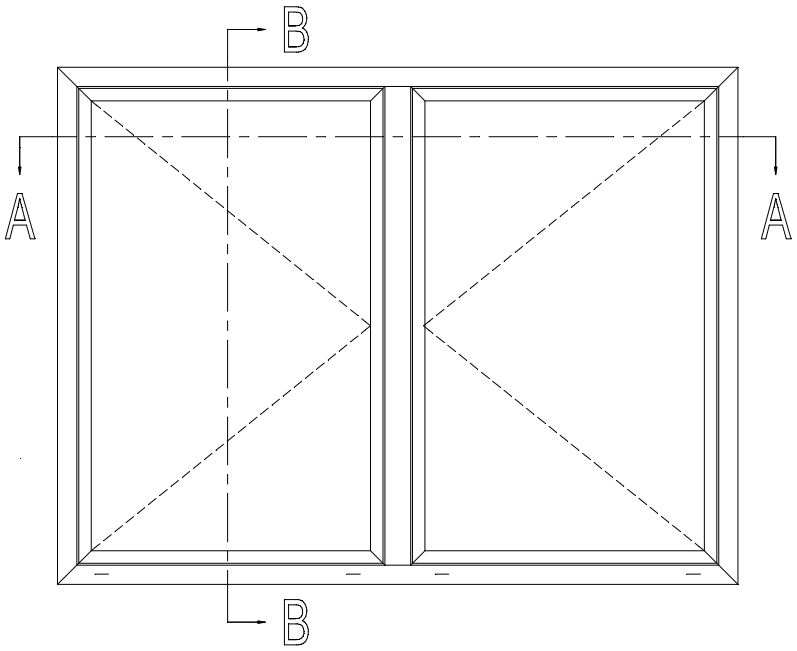

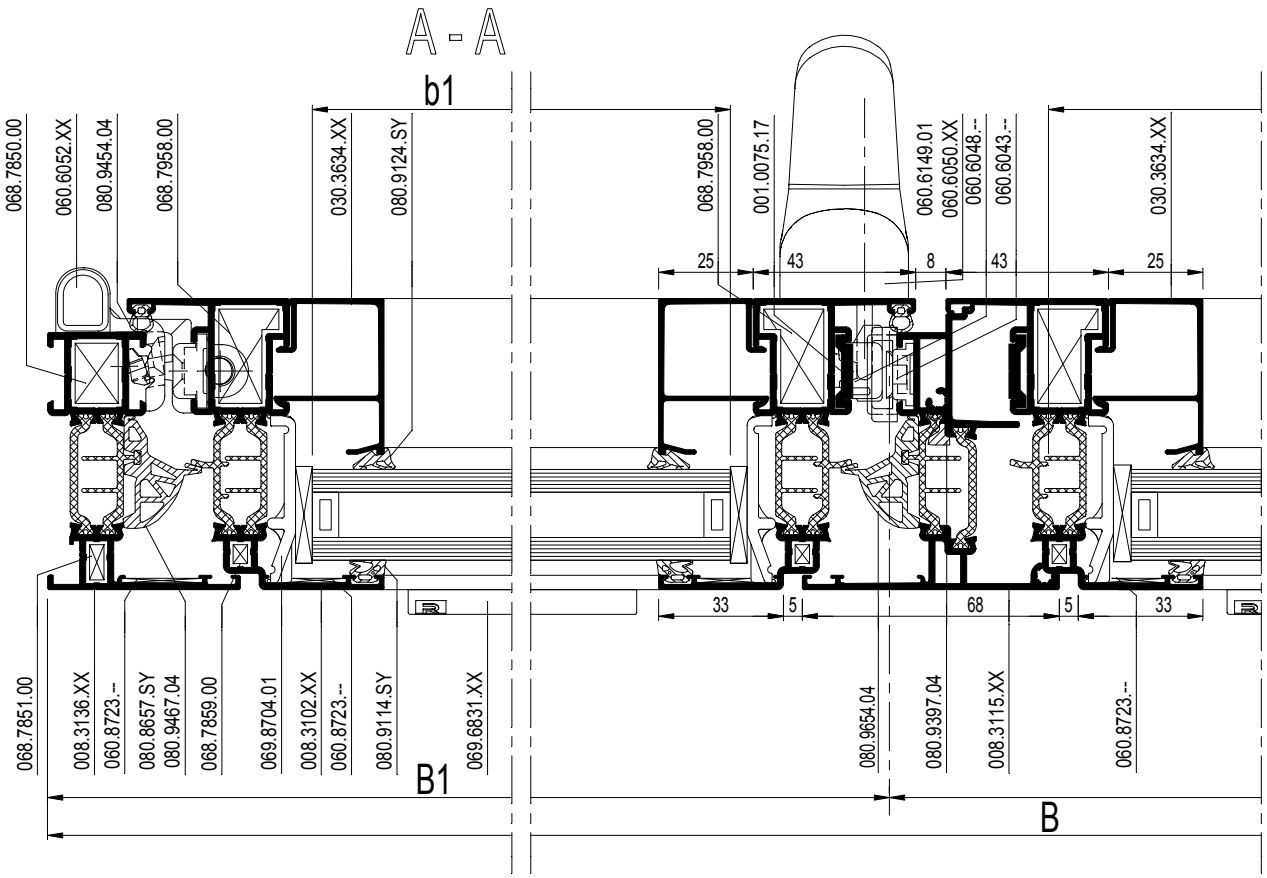

schaal - échelle
scale - Maßstab
1/2

D0078374

CS 77

STOLPRAAM
FENETRE DOUBLE OUVRANTE
DOUBLE CASEMENT WINDOW
STULP-DREHFENSTER

REYNAERS aluminium

		#	Lm	
008.3136.XX		2	B	13.C....
		2	H	
008.3102.XX		2	B1 - 25	13.C....
		2	B2 - 25	
		4	H - 42	
008.3115.XX		1	H - 104	13.C....
030.3634.XX		2	B1 - 111	13.C....
		2	B2 - 111	
		4	H - 178	
001.0075.17		-	13.F....	13.C....
		-	13.F....	

b1 = B1 - 123
h = H - 140
b2 = B2 - 123

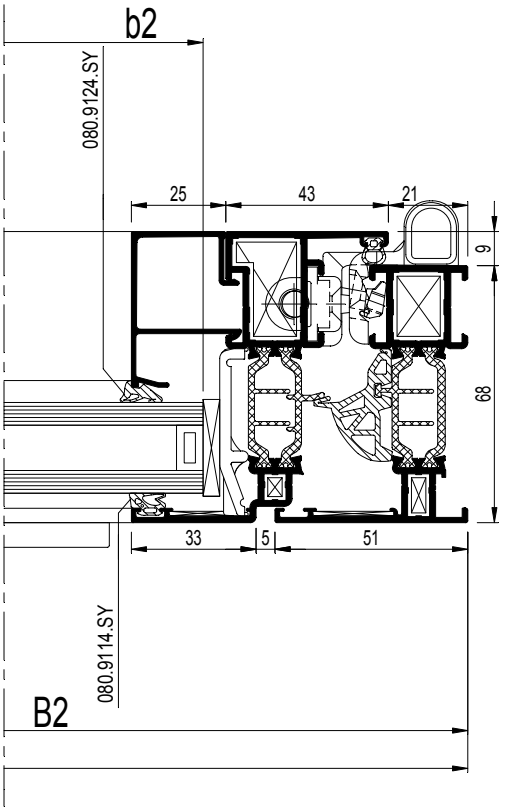

schaal - échelle
scale - Maßstab
1/2

D0078374

CS 77

STOLPRAAM
FENETRE DOUBLE OUVRANTE
DOUBLE CASEMENT WINDOW
STULP-DREHFENSTER

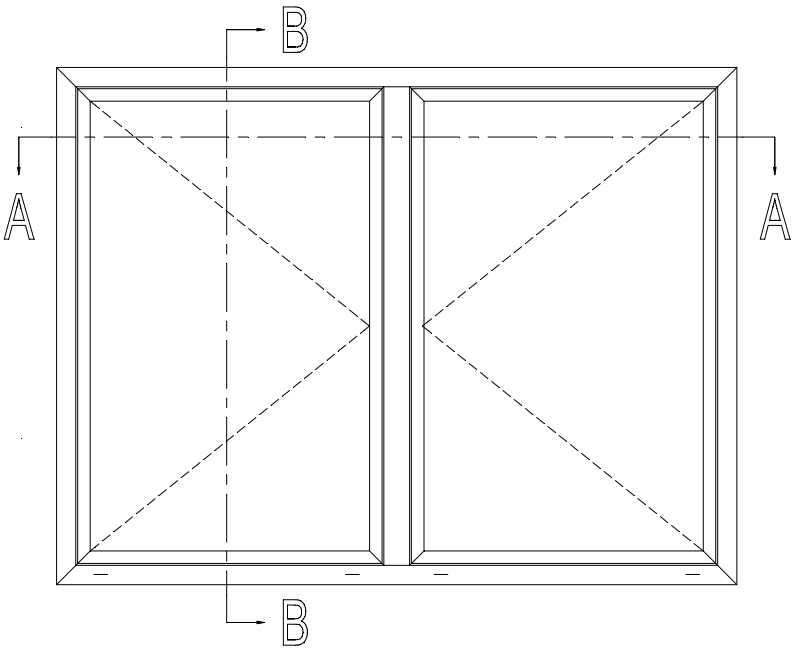

		#	☞
060.8723.--		12	ACCESS CS
068.7850.00		4	ACCESS CS
068.7851.00		4	ACCESS CS
068.7958.00		8	ACCESS CS
068.7859.00		8	ACCESS CS
069.6787.04		1	ACCESS CS
052.5313.--		2	ACCESS CS
069.6732.01		13.F....	ACCESS CS
052.5311.--		13.F....	ACCESS CS
060.6048.--		15E.F....	OPENING SYST.
060.6043.--		15E.F....	OPENING SYST.
060.6052.XX		15E.F....	OPENING SYST.
060.6050.XX		1	OPENING SYST.
060.6149.01		1	OPENING SYST.
052.5318.--		1/300mm	ACCESS CS
069.6831.XX		13.F....	ACCESS CS
069.8704.01		13.F....	ACCESS CS
080.9381.04		1xH	ACCESS CS
080.9397.04		1xH	ACCESS CS
080.9454.04		(2xB) + (3xH)	ACCESS CS
080.9657.SY		(2xB) + (3xH)	ACCESS CS
080.9467.04		4	ACCESS CS
080.9114.SY		(2xb1) + (2xh)	ACCESS CS
		(2xb2) + (2xh)	
080.9124.SY		(2xb1) + (2xh)	ACCESS CS
		(2xb2) + (2xh)	

Variant HI / Variante HI / Variant HI / Variante HI

080.9625.07		(2xb1) + (2xh)	ACCESS CS
		(2xb2) + (2xh)	
080.9231.07		(2xB)+(2xH)	ACCESS CS

schaal - échelle
scale - Maßstab
1/2

D0078375

B - B

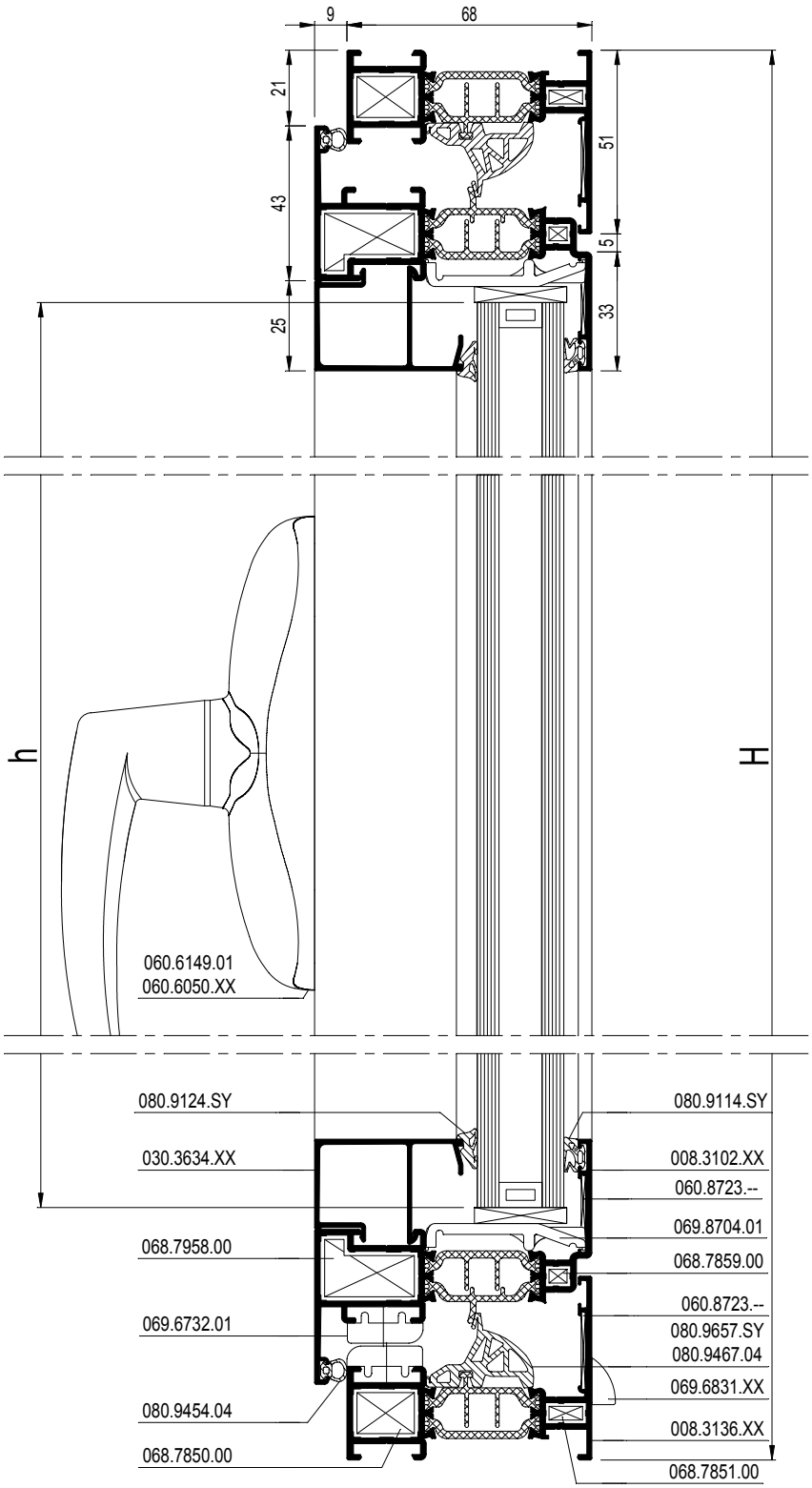

schaal - échelle
scale - Maßstab
1/2

D0078375

CS 77

GEINTEGREERDE STOLPRAAM
FENETRE DOUBLE OUVRANTE INTEGREE
INTEGRATED DOUBLE CASEMENT WINDOW
INTEGRIERTE STULP-DREHFENSTER

REYNAERS aluminium

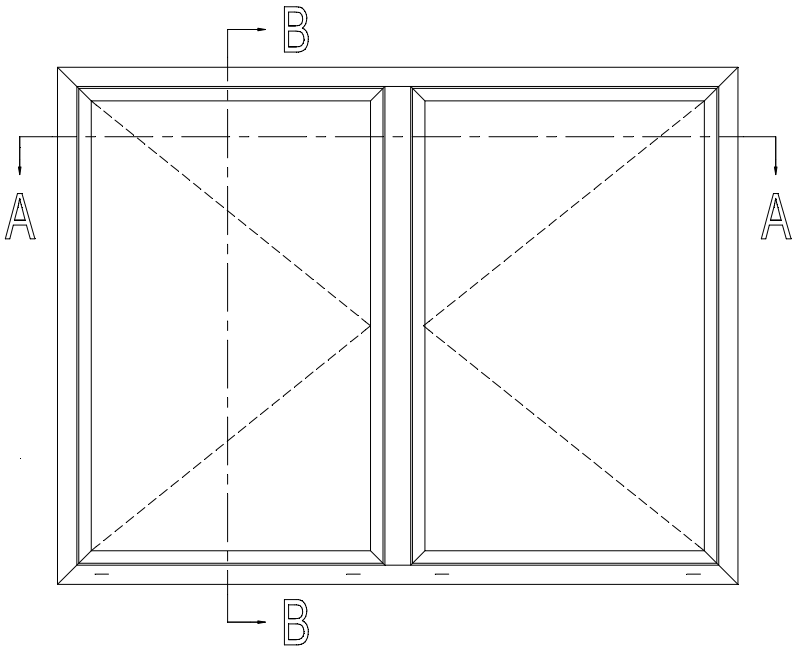

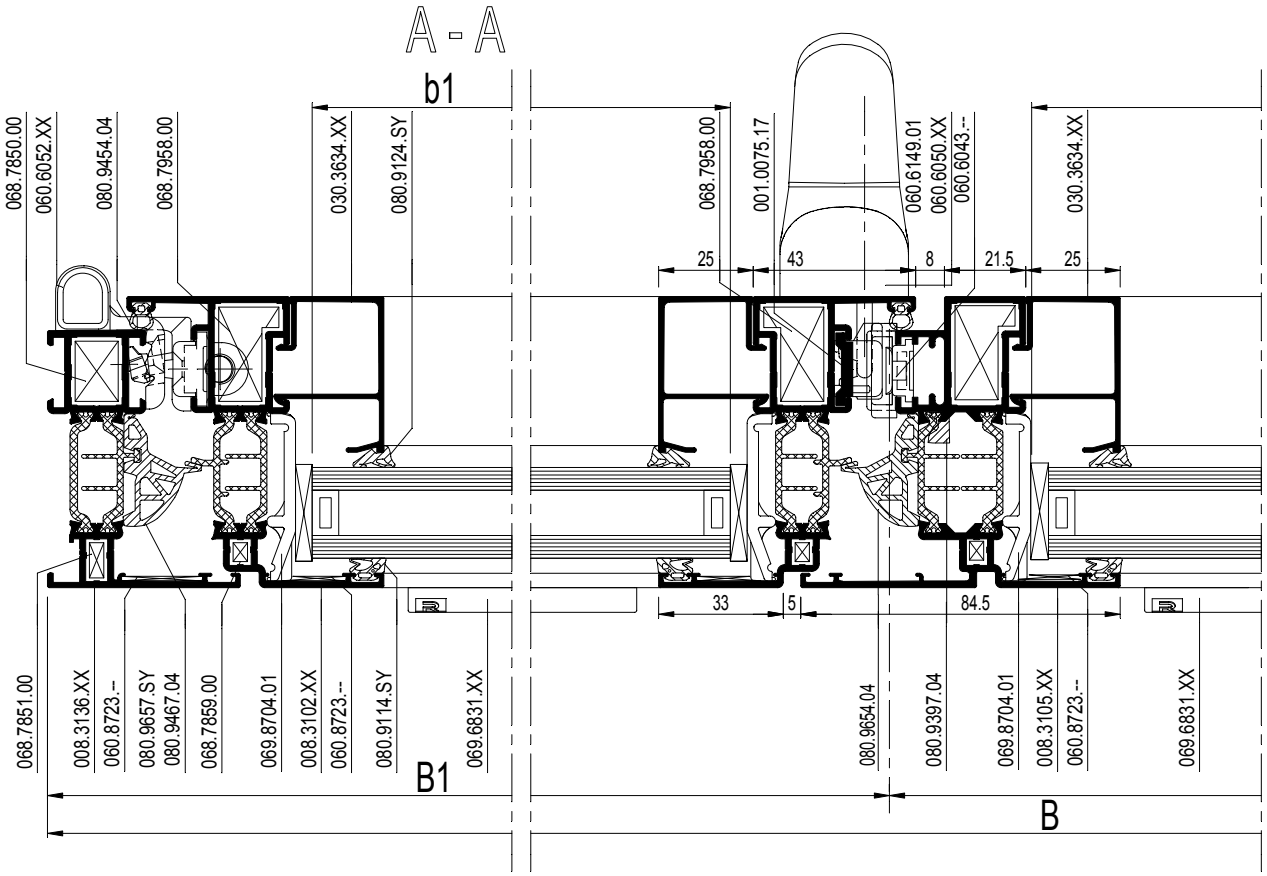

schaal - échelle
scale - Maßstab
1/2

D0009055

CS 77

GEINTEGREERDE STOLPRAAM
FENETRE DOUBLE OUVRANTE INTEGREE
INTEGRATED DOUBLE CASEMENT WINDOW
INTEGRIERTE STULP-DREHFENSTER

REYNAERS aluminium

		#	Lm	
008.3136.XX		2	B	13.C....
		2	H	
008.3102.XX		2	B1 - 25	13.C....
		2	B2 - 25	
		4	H - 42	
008.3105.XX		1	H - 9	13.C....
030.3634.XX		2	B1 - 100,3	13.C....
		2	B2 - 100,3	
		4	H - 178	
001.0075.17		-	13.F....	13.C....
		-	13.F....	

b1 = B1 - 112.3
h = H - 140
b2 = B2 - 112.3
h = H - 140

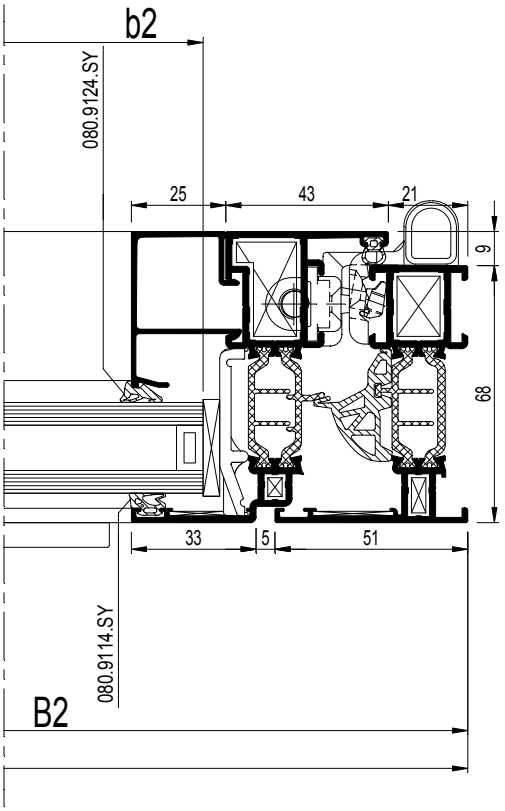

schaal - échelle
scale - Maßstab
1/2

D0009055

Werktekeningen
Coupes et débits
Work drawings
Werkzeichnungen

13.E.021
03/2010

CS 77

GEINTEGREERDE STOLPRAAM
FENETRE DOUBLE OUVRANTE INTEGREE
INTEGRATED DOUBLE CASEMENT WINDOW
INTEGRIERTE STULP-DREHFENSTER

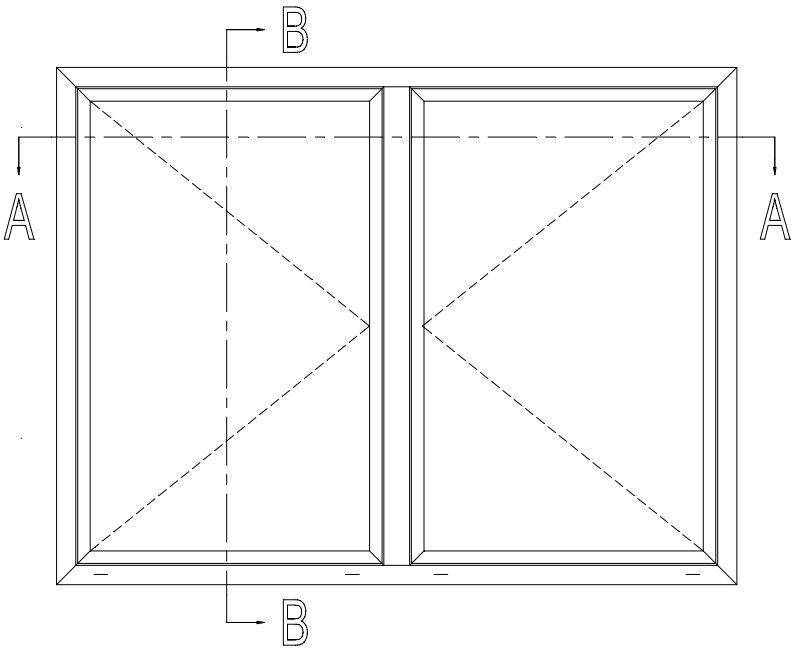

		#	
060.8723.--		12	ACCESS CS
068.7850.00		4	ACCESS CS
068.7851.00		4	ACCESS CS
068.7958.00		8	ACCESS CS
068.7859.00		8	ACCESS CS
069.6497.04		1	ACCESS CS
069.6732.01		13.F....	ACCESS CS
052.5311.--		13.F....	ACCESS CS
060.6048.--		15E.F....	OPENING SYST.
060.6043.--		15E.F....	OPENING SYST.
060.6052.XX		15E.F....	OPENING SYST.
060.6050.XX		1	OPENING SYST.
060.6149.01		1	OPENING SYST.
060.6014.--		1	OPENING SYST.
060.6009.--		1	OPENING SYST.
069.6831.XX		13.F....	ACCESS CS
069.8704.01		13.F....	ACCESS CS
080.9381.04		1xH	ACCESS CS
080.9397.04		1xH	ACCESS CS
080.9454.04		(2xB) + (3xH)	ACCESS CS
080.9657.sy		(2xB) + (3xH)	ACCESS CS
080.9467.04		4	ACCESS CS
080.9114.SY		(2xb1) + (2xh)	ACCESS CS
		(2xb2) + (2xh)	
080.9124.SY		(2xb1) + (2xh)	ACCESS CS
		(2xb2) + (2xh)	

Variant HI / Variante HI / Variant HI / Variante HI

080.9625.07		(2xb1) + (2xh)	ACCESS CS
		(2xb2) + (2xh)	
080.9231.07		(2xB)+(2xH)	ACCESS CS

schaal - échelle
scale - Maßstab
1/2

D0009056

B - B

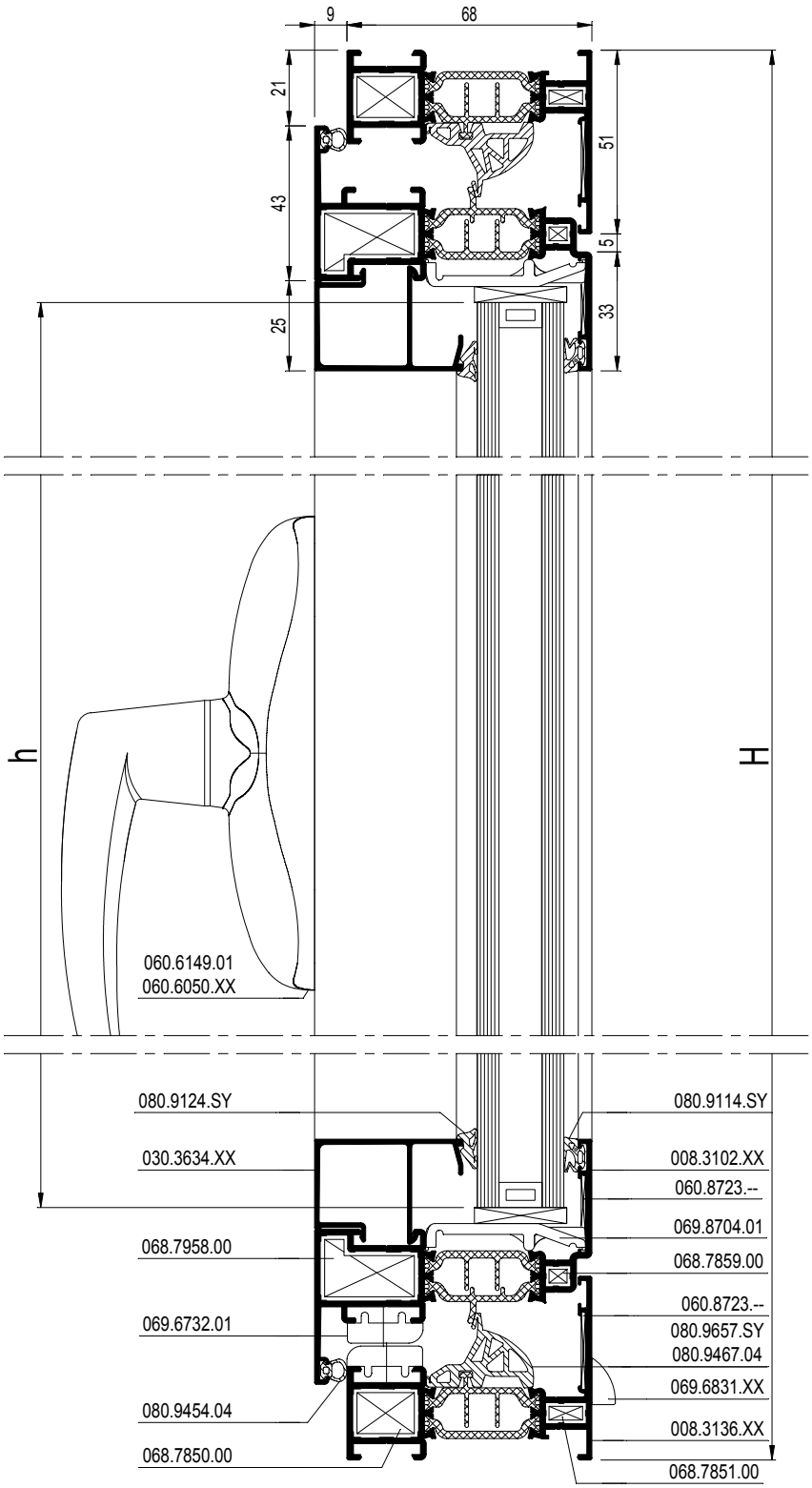

schaal - échelle
scale - Maßstab
1/2

D0009056

CS 77

DRAAIRAAM NAAR BUITENDRAAIEND
FENETRE OUVRANT A LA FRANCAISE OUVR. VERS L'EXT.
SIDE-HUNG WINDOW OUTWARD OPENING
DREHFENSTER NACH AUSSEN OEFFNEND

REYNAERS aluminium

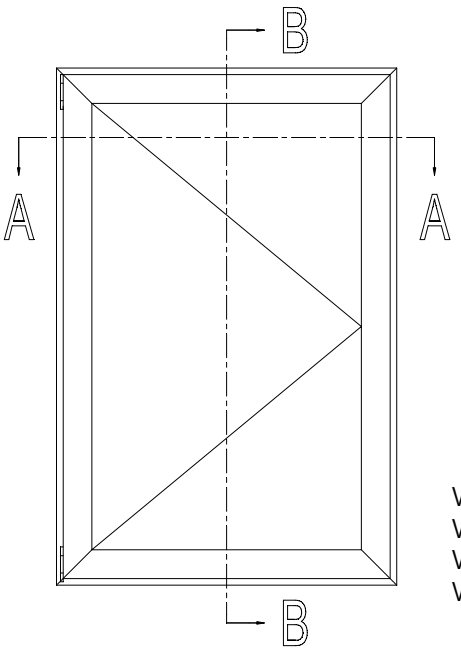

b = B - 175 h = H - 175				#	Lm	☞
	008.3436.XX			2	B	13.C....
				2	H	
	008.3492.XX			2	B - 35	13.C....
				2	H - 35	
	030.3614.XX			2	B - 163	13.C....
				2	H - 213	
	004.3846.XX			1	B	13.C....
	004.3140.17			-	15E.F....	OPENING SYST.

VARIANT MET ENGELSE KRUK
VARIANTE AVEC BEQUILLE ANGLAISE
VARIANT WITH COCKSPUR HANDLE
VARIANTE MIT ENGLISCHEM GRIFF

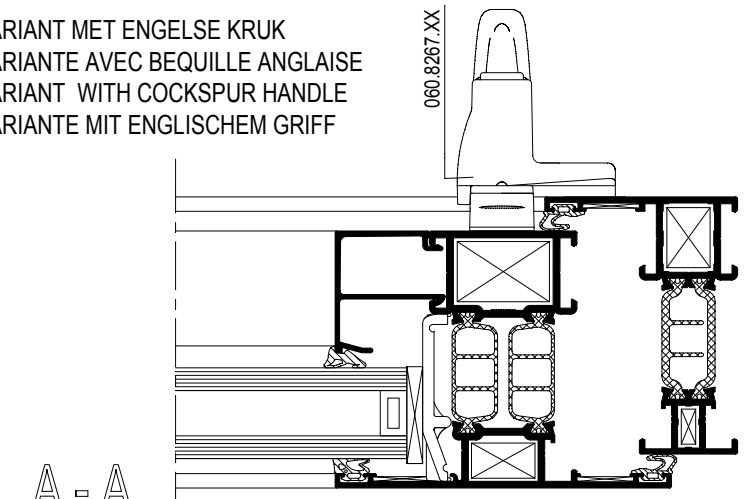

A - A

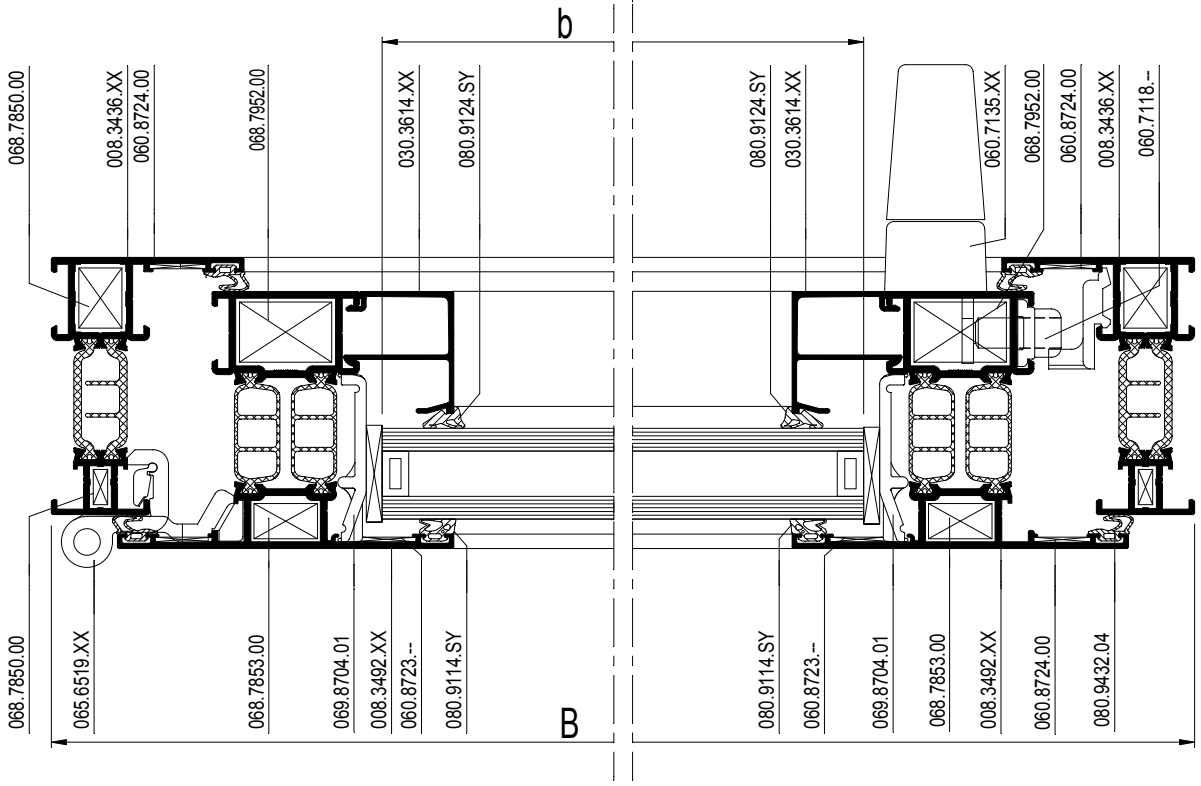

schaal - échelle
scale - Maßstab
1/2

D0009057

CS 77

DRAAIRAAM NAAR BUITENDRAAIEND
FENETRE OUVRANT A LA FRANCAISE OUVR. VERS L'EXT.
SIDE-HUNG WINDOW OUTWARD OPENING
DREHFENSTER NACH AUSSEN OEFFNEND

		#	
060.8723.--		4	ACCESS CS
060.8724.00		8	ACCESS CS
068.7850.00		4	ACCESS CS
068.7851.00		4	ACCESS CS
068.7952.00		4	ACCESS CS
068.7853.00		4	ACCESS CS
069.6744.01		13.F....	ACCESS CS
052.5311.--		13.F....	ACCESS CS
069.8704.01		13.F....	ACCESS CS
052.5312.--		1/300mm	ACCESS CS
080.9432.04		(4xB) + (4xH)	ACCESS CS
080.9114.SY		(2xb) + (2xh)	ACCESS CS
080.9124.SY		(2xb) + (2xh)	ACCESS CS

065.7118.--		15E.F....	OPENING SYST.
065.6519.XX		15E.F....	OPENING SYST.
060.7135.XX		1	OPENING SYST.
057.5711.--		2	ACCESS CS
060.7171.--		15E.F....	OPENING SYST.
052.5332.--		4	ACCESS CS

OF VARIANT MET ENGELSE KRUK
OU VARIANTE AVEC BEQUILLE ANGLAISE
OR VARIANT WITH COCKSPUR HANDLE
ODER VARIANTE MIT ENGLISCHEM GRIFF

065.6519.XX		15E.F....	OPENING SYST.
060.8267.XX		15E.F....	OPENING SYST.
060.8263.04		15E.F....	OPENING SYST.
060.7171.--		15E.F....	OPENING SYST.
052.5332.--		4	ACCESS CS

Variant HI / Variante HI / Variant HI / Variante HI

080.9625.07		(2xb) + (2xh)	ACCESS CS
080.9231.07		(2xB)+(2xH)	ACCESS CS

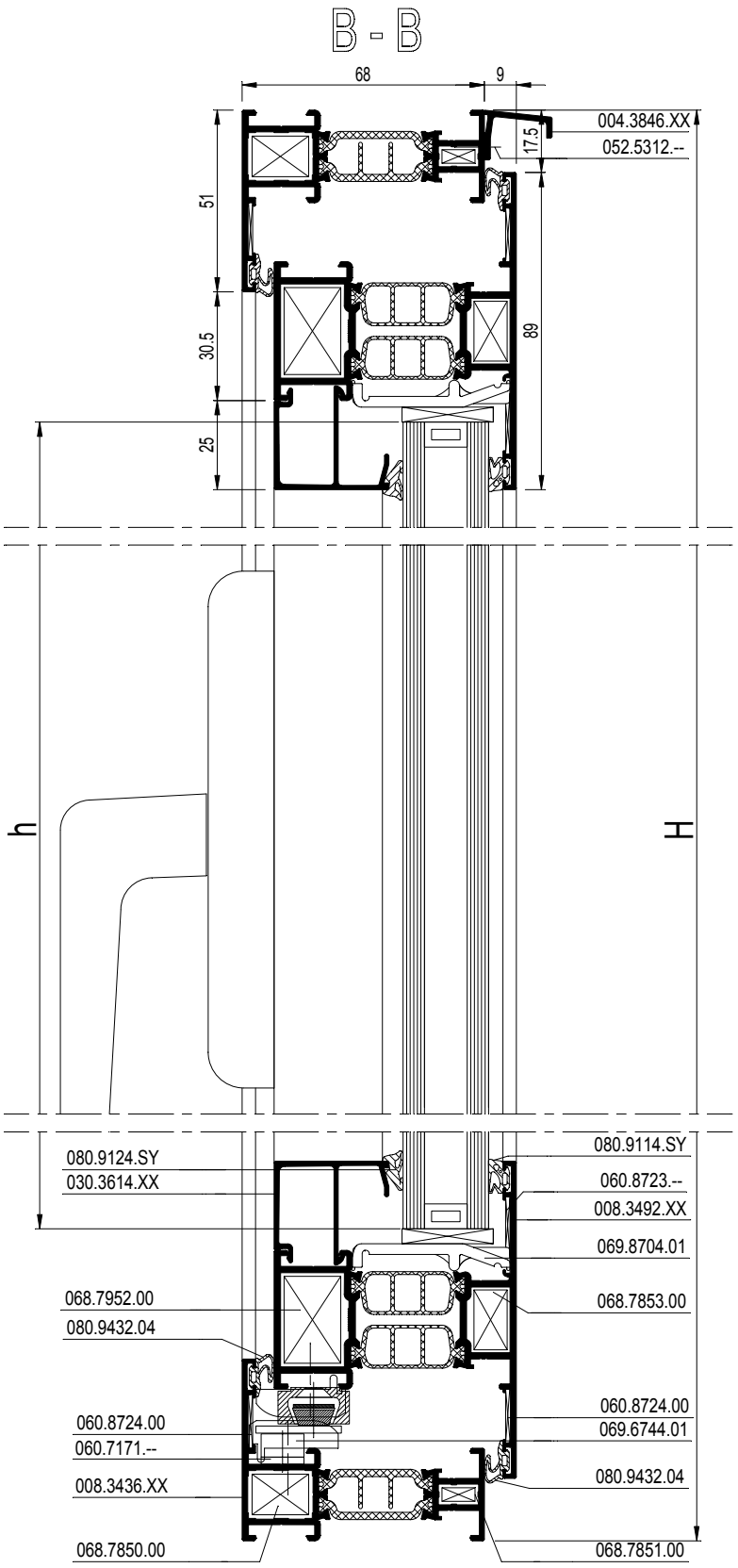

schaal - échelle
scale - Maßstab
1/2

D0009057

CS 77

STOLPRAAM NAAR BUITENDRAAIEND
FENETRE DOUBLE OUVRANTE OUVRANT VERS L'EXT
DOUBLE CASEMENT WINDOW OUTWARD OPENING
STULPDREHFENSTER NACH AUSSEN OEFFNEND

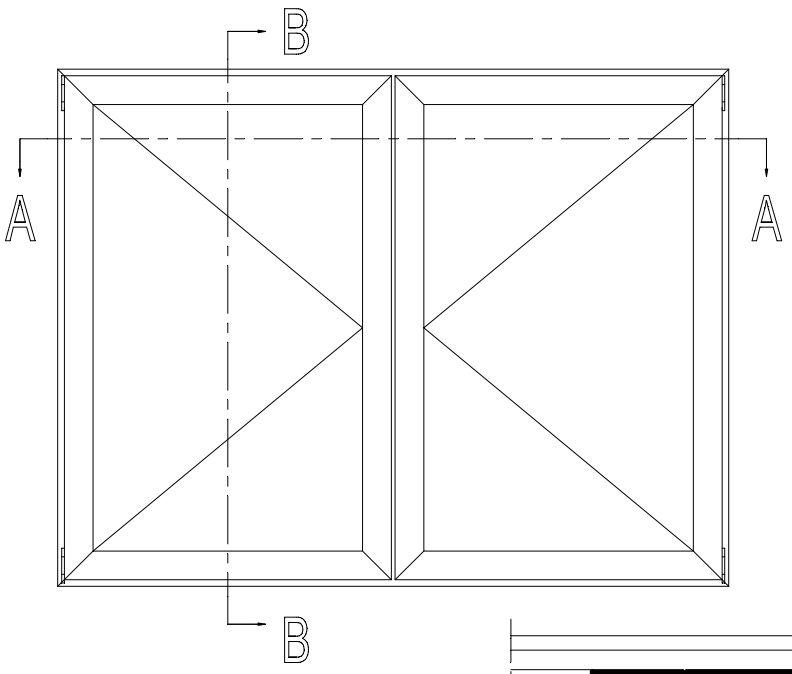

VARIANT MET ENGELSE KRUK
VARIANTE AVEC BEQUILLE ANGLAISE
VARIANT WITH COCKSPUR HANDLE
VARIANTE MIT ENGLISCHEM GRIFF

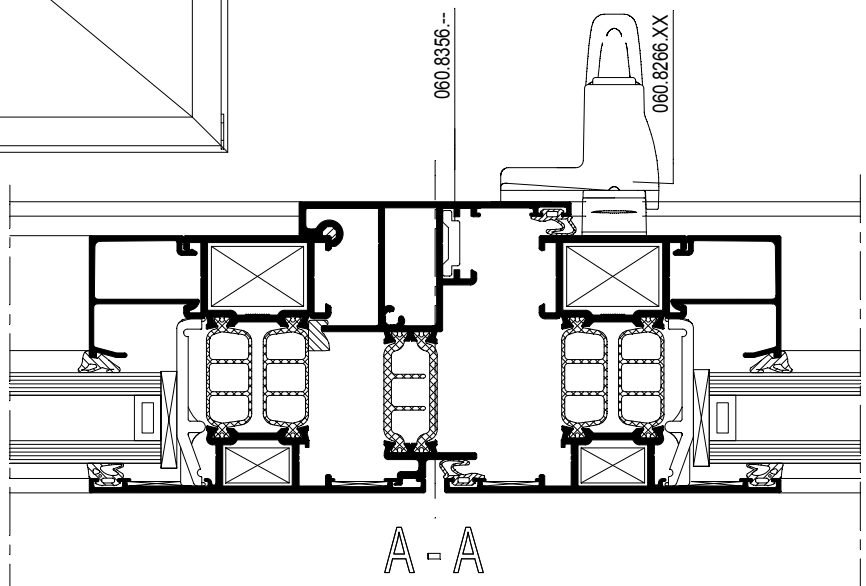

A - A

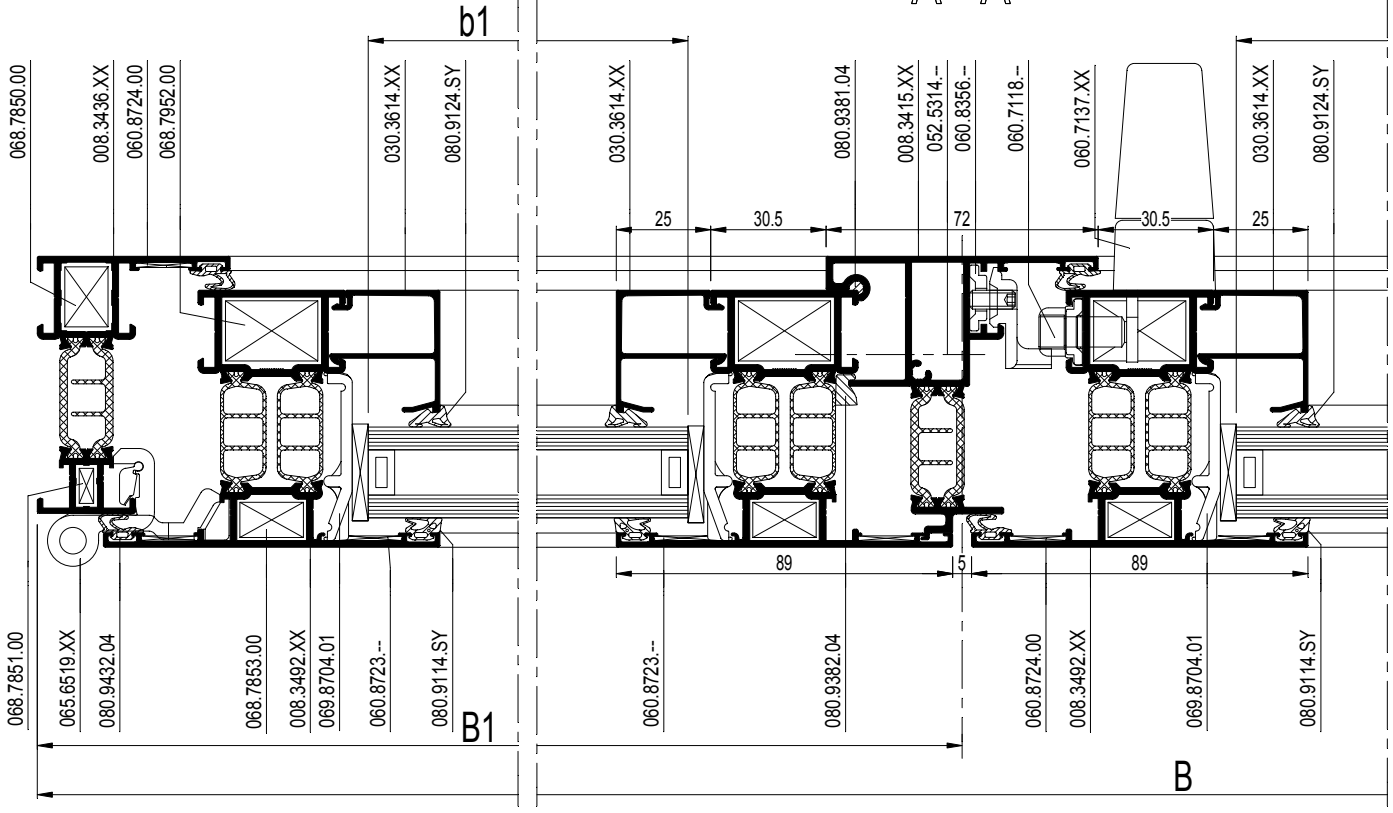

schaal - échelle
scale - Maßstab
1/2

D0021341

Werktekeningen
Coupes et débits
Work drawings
Werkzeichnungen

13.E.026
03/2010

CS 77

STOLPRAAM NAAR BUITENDRAAIEND
FENETRE DOUBLE OUVRANTE OUVRANT VERS L'EXT
DOUBLE CASEMENT WINDOW OUTWARD OPENING
STULPDREHFENSTER NACH AUSSEN OEFFNEND

REYNAERS aluminium

			#	Lm	
008.3436.XX			2	B	13.C....
			2	H	
008.3492.XX			2	B1 - 20	13.C....
			2	B2 - 20	
			4	H - 35	
008.3415.XX			1	H - 55	13.C....
030.3614.XX			2	B1 - 148	13.C....
			2	B2 - 148	
			4	H - 213	
004.3846.XX			1	B	13.C....
004.3140.17			-	15E.F....	OPENING SYST

b1 = B1 - 160
h = H - 175
b2 = B2 - 160
h = H - 175

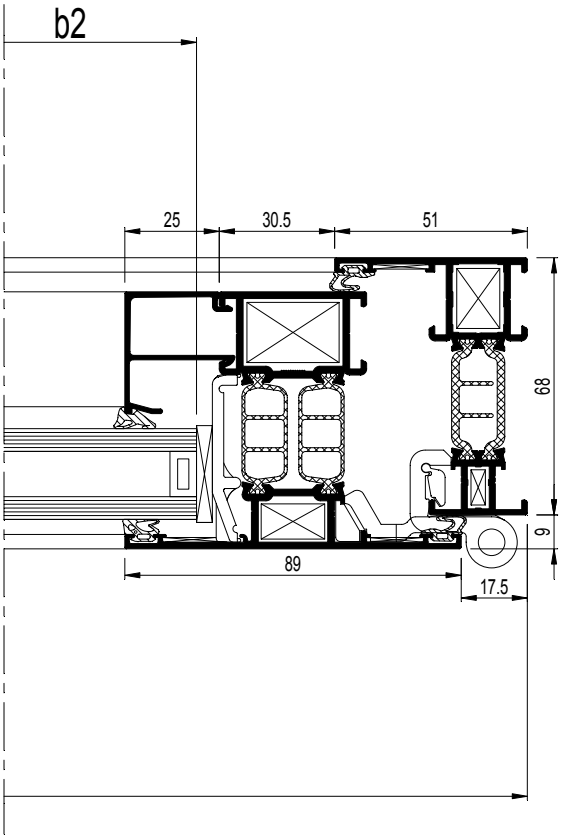

schaal - échelle
scale - Maßstab
1/2

D0021341

CS 77

STOLPRAAM NAAR BUITENDRAAIEND
FENETRE DOUBLE OUVRANTE OUVRANT VERS L'EXT
DOUBLE CASEMENT WINDOW OUTWARD OPENING
STULPDREHFENSTER NACH AUSSEN OEFFNEND

REYNAERS aluminium

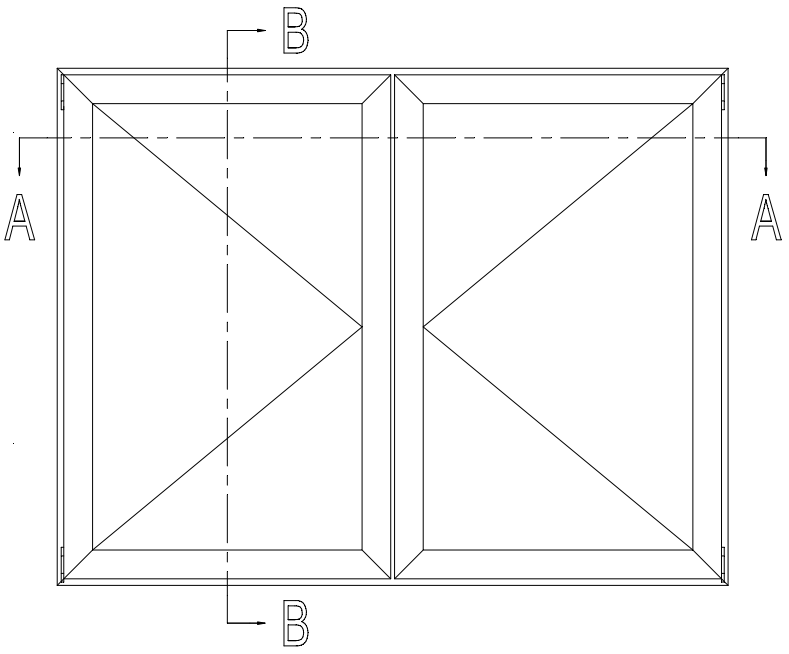

		#	
060.8723.--		8	ACCESS CS
060.8724.00		12	ACCESS CS
068.7850.00		4	ACCESS CS
068.7851.00		4	ACCESS CS
068.7952.00		4	ACCESS CS
068.7853.00		4	ACCESS CS
052.5314.--		1/300mm	ACCESS CS
060.8356.--		15E.F....	OPENING SYST.
069.6744.01		13.F....	OPENING SYST.
052.5311.--		13.F....	ACCESS CS
069.8704.01		13.F....	ACCESS CS
052.5312.--		1/300mm	ACCESS CS
080.9381.04		1xH	ACCESS CS
080.9382.04		1xH	ACCESS CS
080.9432.04		(4xB1)+(3xH)	ACCESS CS
		(4xB2)+(3xH)	
080.9114.SY		(2xb1)+(2xh)	ACCESS CS
		(2xb2)+(2xh)	
080.9124.SY		(2xb1)+(2xh)	ACCESS CS
		(2xb2)+(2xh)	

065.7118.--		15E.F....	OPENING SYST.
065.6519.XX		15E.F....	OPENING SYST.
060.7135.XX		1	OPENING SYST.
057.5711.--		2	ACCESS CS
060.7171.--		15E.F....	OPENING SYST.
052.5332.--		4	ACCESS CS

OF VARIANT MET ENGELSE KRUK
OU VARIANTE AVEC BEQUILLE ANGLAISE
OR VARIANT WITH COCKSPUR HANDLE
ODER VARIANTE MIT ENGLISCHEM GRIFF

065.6519.XX		15E.F....	OPENING SYST.
060.8266.XX		15E.F....	OPENING SYST.
060.8263.04		15E.F....	OPENING SYST.
060.7171.--		15E.F....	OPENING SYST.
052.5332.--		4	ACCESS CS

* Variant HI / Variante HI / Variant HI / Variante HI

080.9625.07		(2xb) + (2xh)	ACCESS CS
080.9231.07		(2xB)+(2xH)	ACCESS CS

schaal - échelle
scale - Maßstab
1/2

CS 77

STOLPRAAM NAAR BUITENDRAAIEND
FENETRE DOUBLE OUVRANTE OUVRANT VERS L'EXT
DOUBLE CASEMENT WINDOW OUTWARD OPENING
STULPDREHFENSTER NACH AUSSEN OEFFNEND

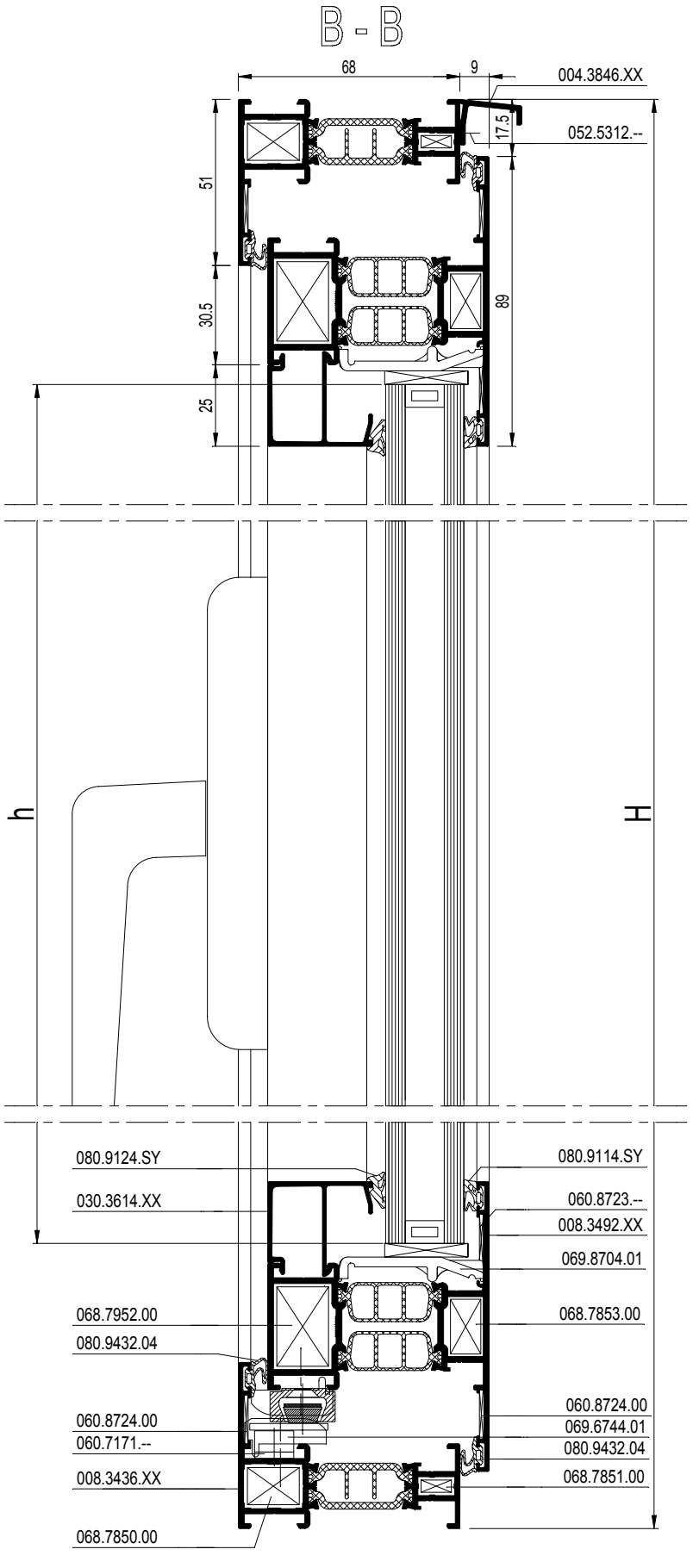

schaal - échelle
scale - Maßstab
1/2

D0021343

CS 77

UITZETRAAM
FENETRE OUVRANT A SOUFFLET
TOP-HUNG WINDOW
KLAPPFENSTER

REYNAERS aluminium

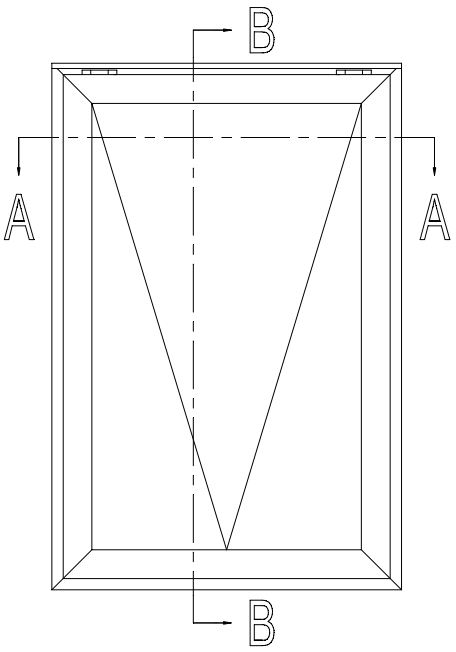

			#	Lm	
008.3483.XX			2	B	13.C....
			2	H	
008.3492.XX			2	B - 61	13.C....
			2	H - 61	
030.3614.XX			2	B - 189	13.C....
			2	H - 239	
004.3846.XX			1	B	13.C....
004.3140.17			-	15E.F....	OPENING SYST

b = B - 201
h = H - 201

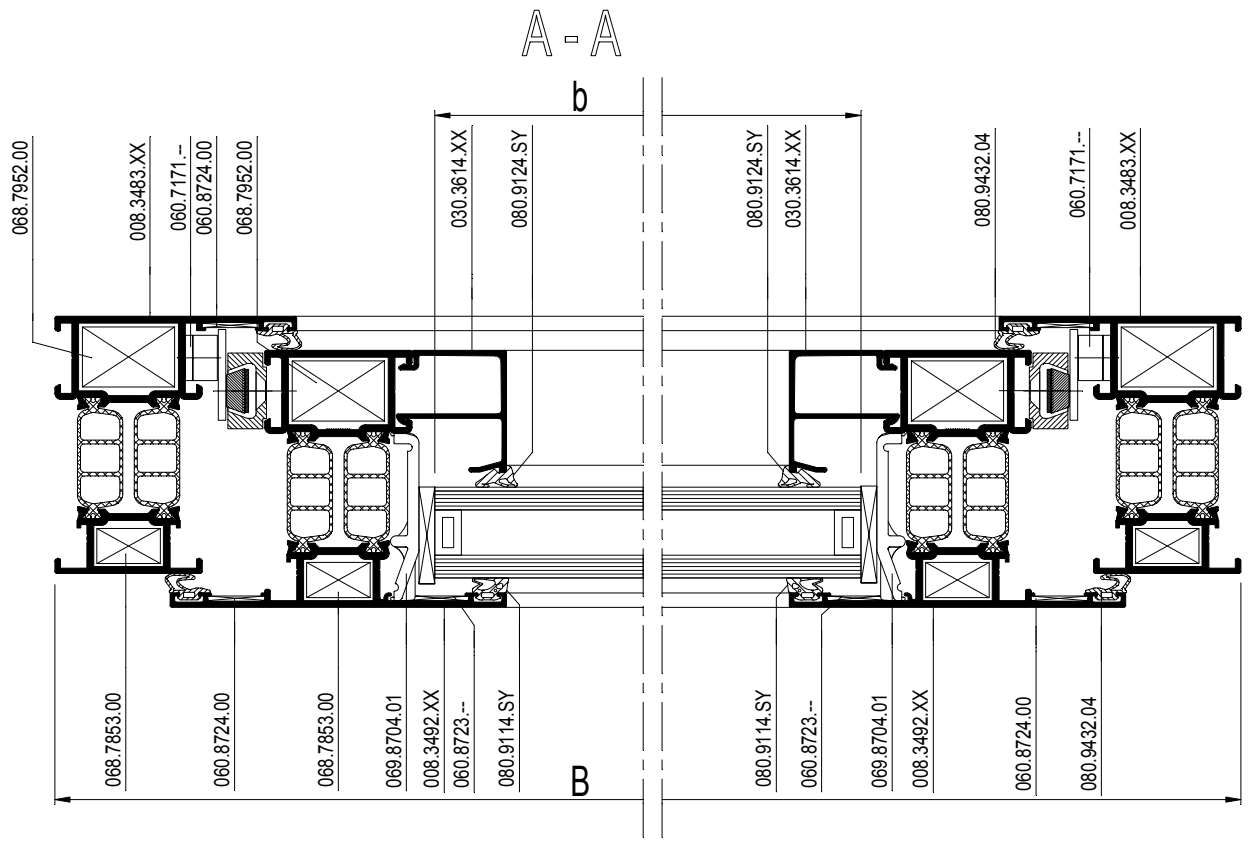

schaal - échelle
scale - Maßstab
1/2

D0009060

CS 77

UITZETRAAM
FENETRE OUVRANT A SOUFFLET
TOP-HUNG WINDOW
KLAPPFENSTER

		#	
060.8723.--		4	ACCESS CS
060.8724.00		8	ACCESS CS
068.7952.00		8	ACCESS CS
068.7853.00		8	ACCESS CS
069.8704.01		13.F....	ACCESS CS
052.5312.--		1/300mm	ACCESS CS
080.9432.04		(4xB) + (4xH)	ACCESS CS
080.9114.SY		(2xb) + (2xh)	ACCESS CS
080.9124.SY		(2xb) + (2xh)	ACCESS CS

065.7118.--		15E.F....	OPENING SYST.
065.6519.XX		15E.F....	OPENING SYST.
060.7135.XX		1	OPENING SYST.
057.5711.--		2	ACCESS CS
060.7171.--		15E.F....	OPENING SYST.
052.5332.--		4	ACCESS CS

OF VARIANT MET ENGELSE KRUK
OU VARIANTE AVEC BEQUILLE ANGLAISE
OR VARIANT WITH COCKSPUR HANDLE
ODER VARIANTE MIT ENGLISCHEM GRIFF

065.6519.XX		15E.F....	OPENING SYST.
060.8267.XX		15E.F....	OPENING SYST.
060.8263.04		15E.F....	OPENING SYST.
060.7171.--		15E.F....	OPENING SYST.
052.5332.--		4	ACCESS CS

Variant HI / Variante HI / Variant HI / Variante HI

080.9625.07		(2xb) + (2xh)	ACCESS CS
080.9231.07		(2xB)+(2xH)	ACCESS CS

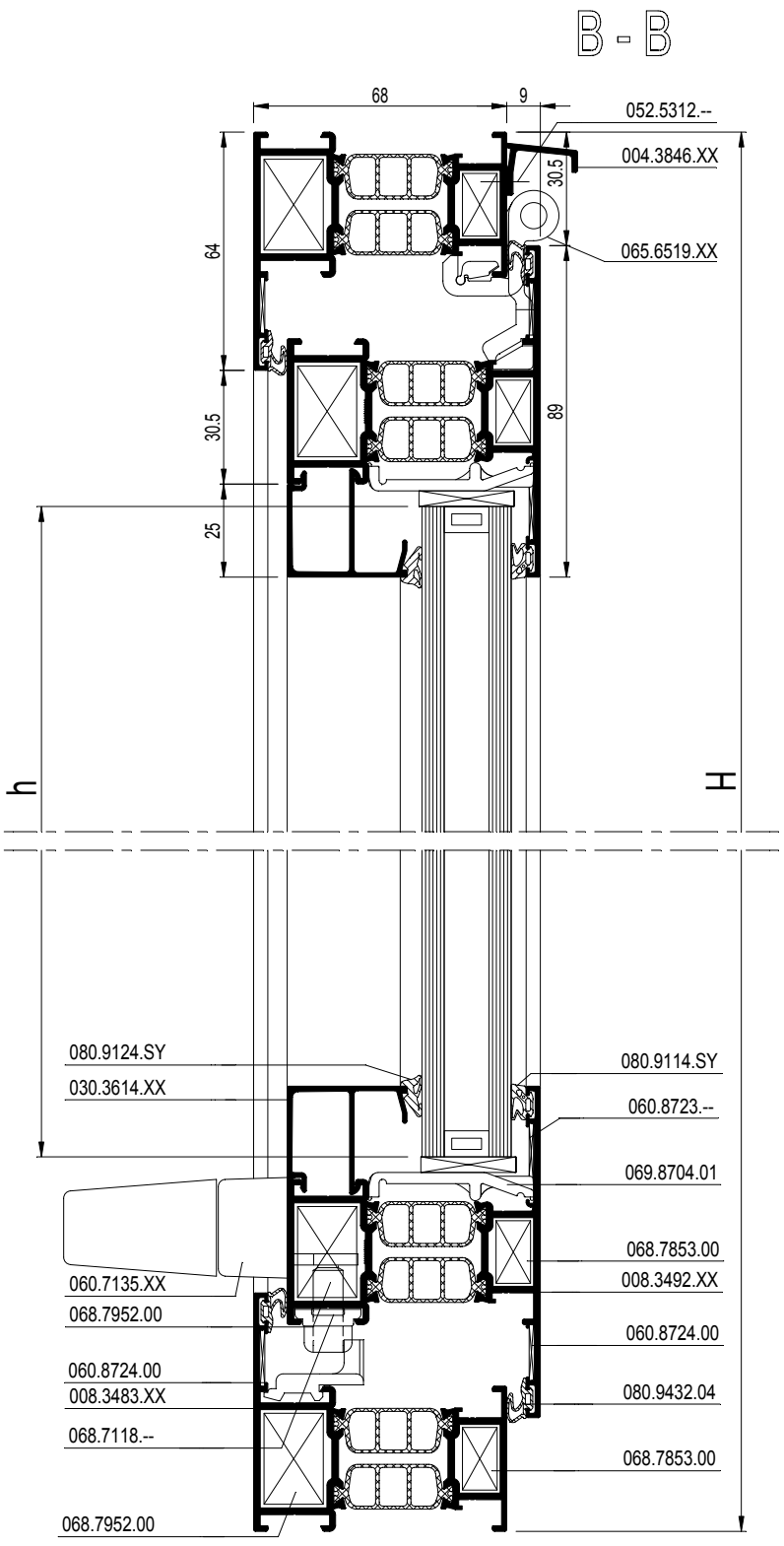

schaal - échelle
scale - Maßstab
1/2

D0009060

CS 77

DRAAISCHUIFRAAM MET ENGELSE KRUK
OUVRANT PROJETANT A BEQUILLE ANGLAISE
SIDE-HUNG SLIDING WINDOW AND COCKSPUR HANDLE
DREHSCHIEBEFENSTER MIT ENGLISCHEM GRIFF

REYNAERS aluminium

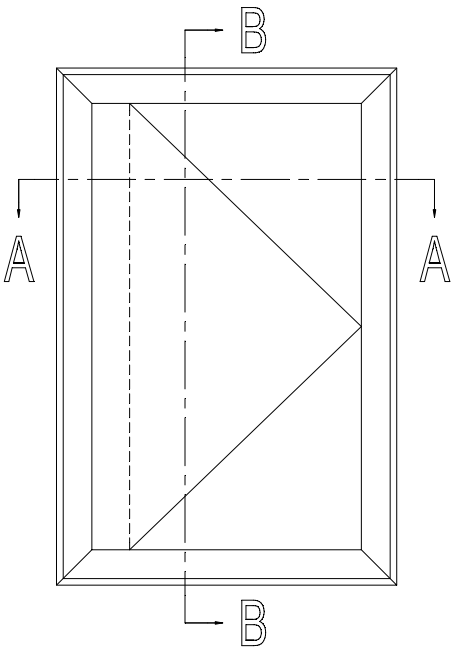

			#	Lm	
008.3436.XX			2	B	13.C....
			2	H	
008.3492.XX			2	B - 35	13.C....
			2	H - 35	
030.3614.XX			2	B - 163	13.C....
			2	H - 213	
004.3846.XX			1	B	13.C....

b = B - 175
h = H - 175

A - A

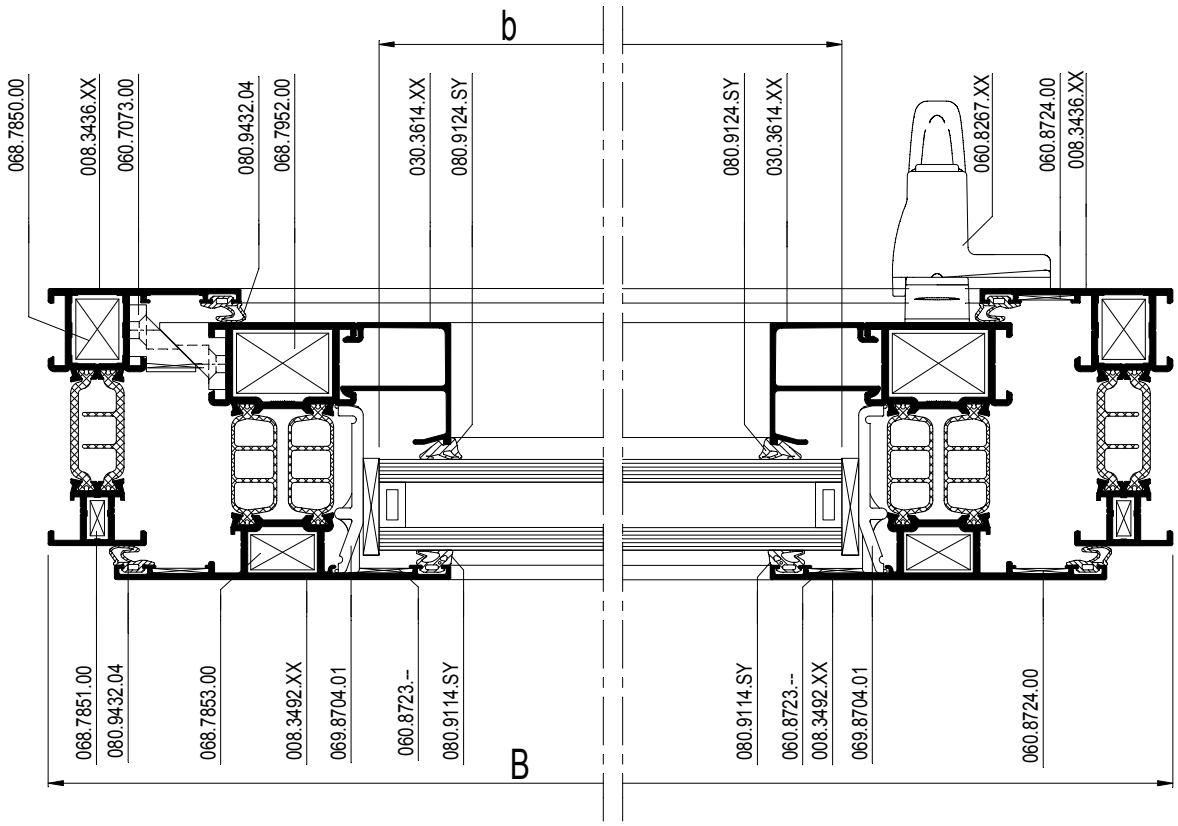

schaal - échelle
scale - Maßstab
1/2

D0009062

CS 77

DRAAISCHUIFRAAM MET ENGELSE KRUK
OUVRANT PROJETANT A BEQUILLE ANGLAISE
SIDE-HUNG SLIDING WINDOW AND COCKSPUR HANDLE
DREHSCHIEBEFENSTER MIT ENGLISCHEM GRIFF

		#	☞
060.8723.--		4	ACCESS CS
060.8724.00		8	ACCESS CS
068.7850.00		4	ACCESS CS
068.7851.00		4	ACCESS CS
068.7952.00		4	ACCESS CS
068.7853.00		4	ACCESS CS
060.8280.--		15E.F...	OPENING SYST.
050.5119.--		15E.F...	ACCESS CS
060.8303.00		15E.F...	OPENING SYST.
052.5311.--		15E.F...	ACCESS CS
060.8267.XX		15E.F....	OPENING SYST.
060.8263.04		15E.F....	OPENING SYST.
060.7073.00		15E.F...	OPENING SYST.
052.5311.--		15E.F...	ACCESS CS
069.6744.01		13.F....	OPENING SYST.
052.5311.--		13.F....	ACCESS CS
052.5312.--		1/300mm	ACCESS CS
069.8704.01		13.F....	ACCESS CS
080.9432.04		(4xB) + (4xH)	ACCESS CS
080.9114.SY		(2xb) + (2xh)	ACCESS CS
080.9124.SY		(2xb) + (2xh)	ACCESS CS

Variant HI / Variante HI / Variant HI / Variante HI

080.9625.07		(2xb) + (2xh)	ACCESS CS
080.9231.07		(2xB)+(2xH)	ACCESS CS

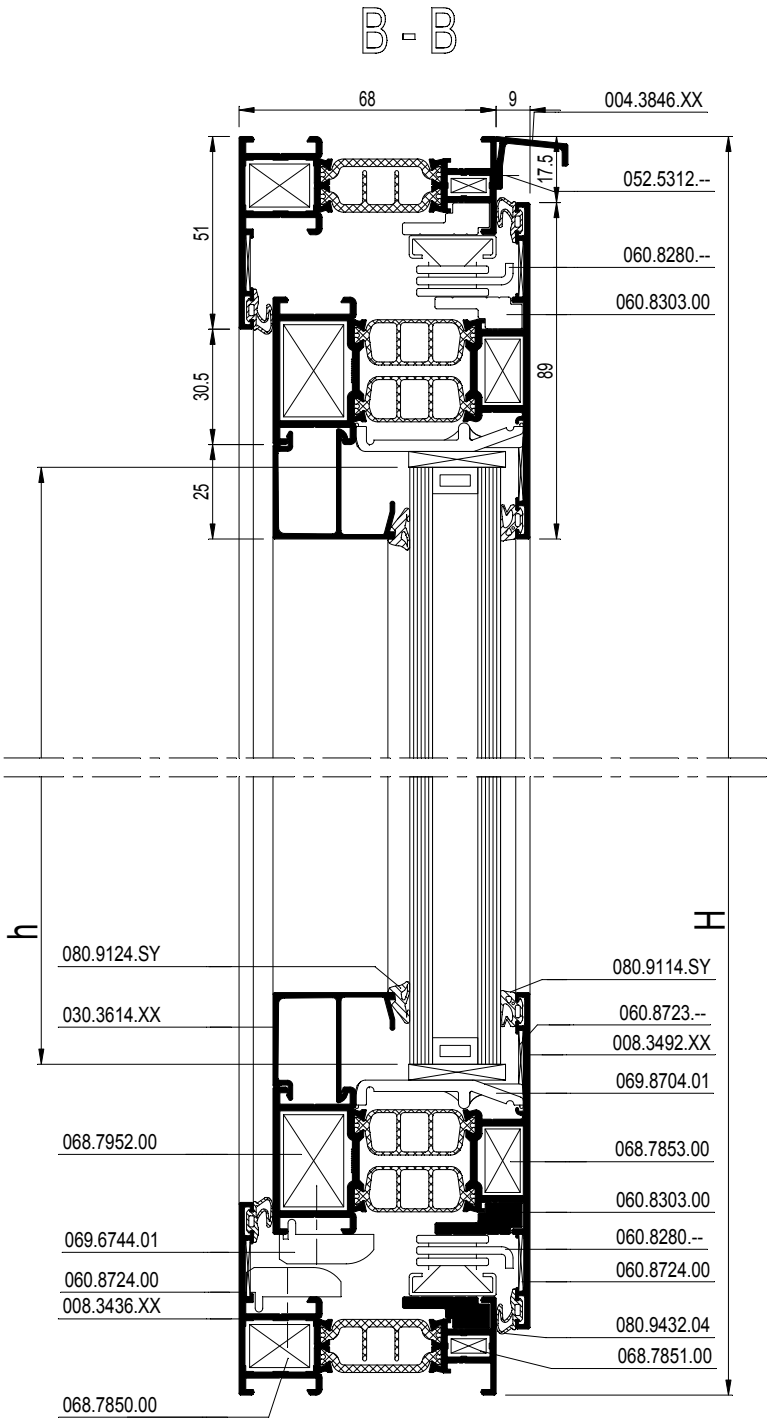

schaal - échelle
scale - Maßstab
1/2

D0009062

CS 77

UITZETZAKRAAM
FENETRE OUVRANT A L'ITALIENNE
TOP-HUNG WINDOW WITH FRICTION STAYS
SENKKLAPPFENSTER

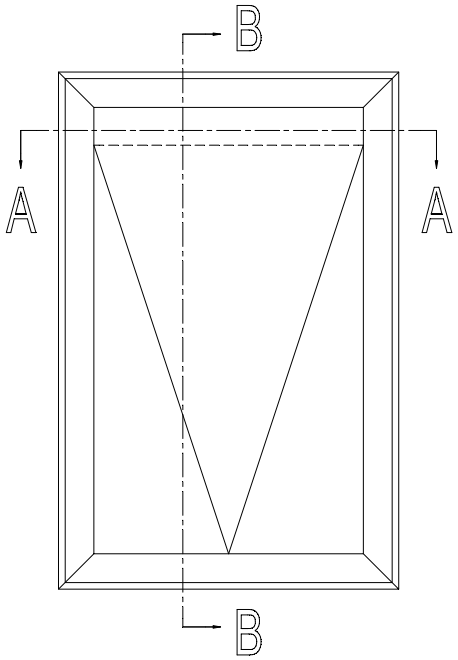

			#	Lm	
008.3436.XX			2	B	13.C....
			2	H	
008.3492.XX			2	B - 35	13.C....
			2	H - 35	
030.3614.XX			2	B - 163	13.C....
			2	H - 213	
004.3846.XX			1	B	13.C....
004.3140.17			-	15E.F....	OPENING SYST.

b = B - 175
h = H - 175

A - A

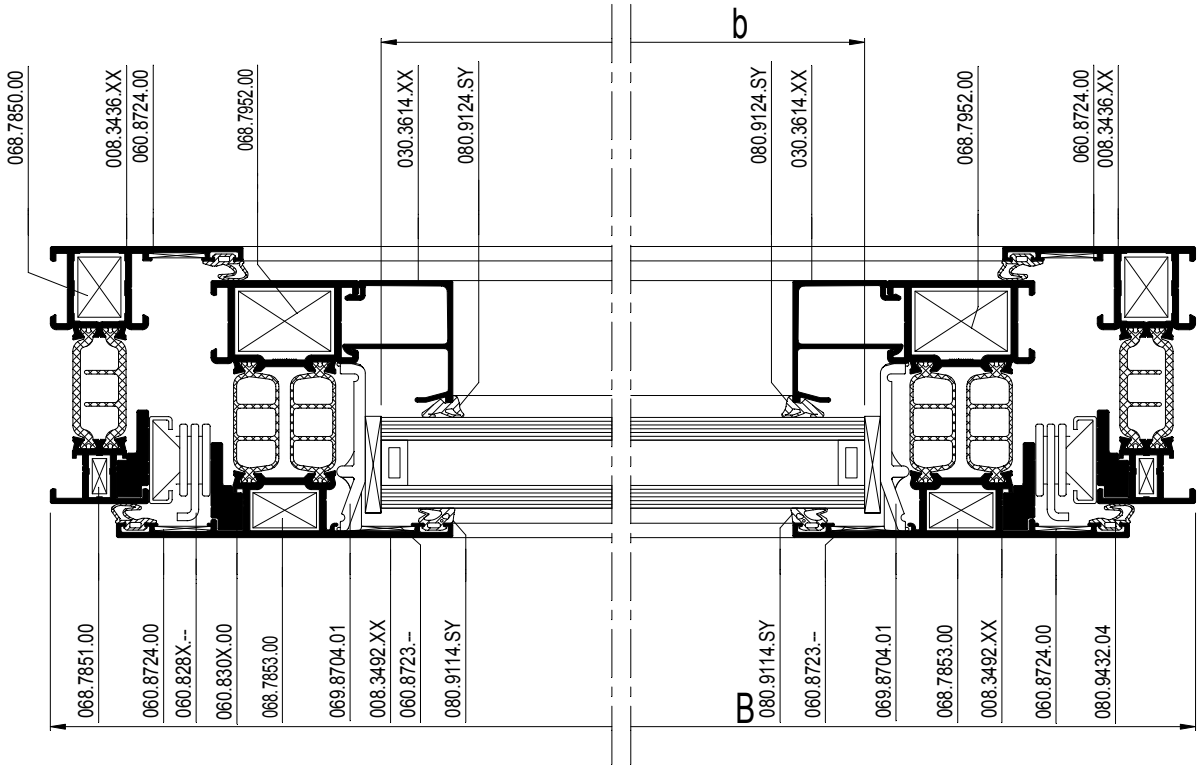

schaal - échelle
scale - Maßstab
1/2

D0009063

CS 77

UITZETZAKRAAM
FENETRE OUVRANT A L'ITALIENNE
TOP-HUNG WINDOW WITH FRICTION STAYS
SENKKLAPPFENSTER

		#	
060.8723.--		4	ACCESS CS
060.8724.00		8	ACCESS CS
068.7850.00		4	ACCESS CS
068.7851.00		4	ACCESS CS
068.7952.00		4	ACCESS CS
068.7853.00		4	ACCESS CS
060.828X.--		15E.F....	OPENING SYST
060.830X.00		15E.F....	OPENING SYST
060.7073.00		15E.F....	OPENING SYST
052.5311.--		15E.F....	OPENING SYST
052.5312.--		1/300mm	ACCESS CS
069.8704.01		13.F....	ACCESS CS
080.9432.04		(4xB) + (4xH)	ACCESS CS
080.9114.SY		(2xb) + (2xh)	ACCESS CS
080.9124.SY		(2xb) + (2xh)	ACCESS CS

065.7118.--		15E.F....	OPENING SYST.
060.7135.XX		1	OPENING SYST.
057.5711.--		2	ACCESS CS

OF VARIANT MET ENGELSE KRUK
OU VARIANTE AVEC BEQUILLE ANGLAISE
OR VARIANT WITH COCKSPUR HANDLE
ODER VARIANTE MIT ENGLISCHEM GRIFF

060.8267.XX		15E.F....	OPENING SYST.
060.8263.04		15E.F....	OPENING SYST.

Variant HI / Variante HI / Variant HI / Variante HI

080.9625.07		(2xb) + (2xh)	ACCESS CS
080.9231.07		(2xB)+(2xH)	ACCESS CS

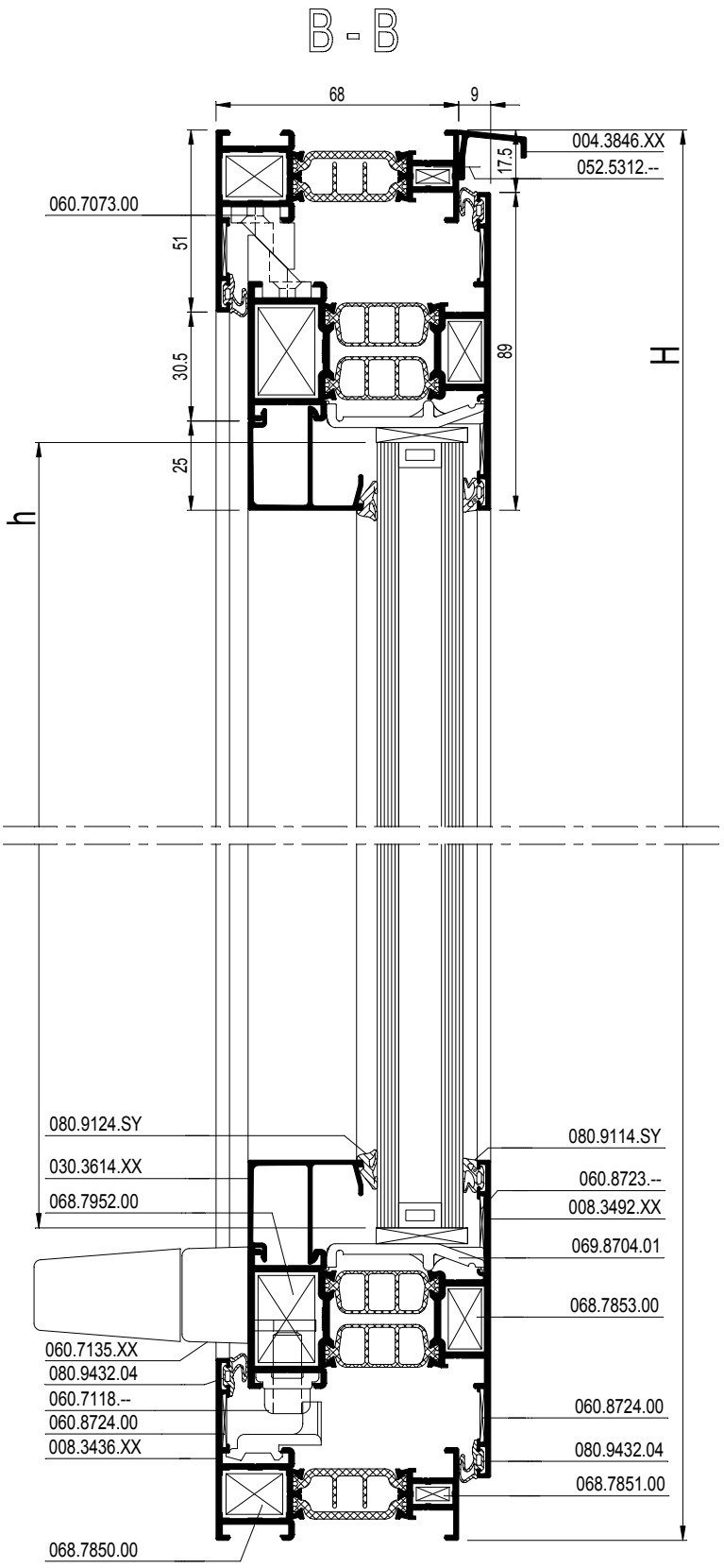

schaal - échelle
scale - Maßstab
1/2

D0009063

CS 77

SAMENGESTELD RAAM MET UITZETZAKRAAM
FENETRE COMPOSEE AVEC FENETRE OUVRANT A L'ITALIENNE
COMBINED WINDOW WITH TOP HUNG WINDOW
FENSTER MIT FESTEN PFOSTEN UND KLAPPFENSTER

REYNAERS aluminium

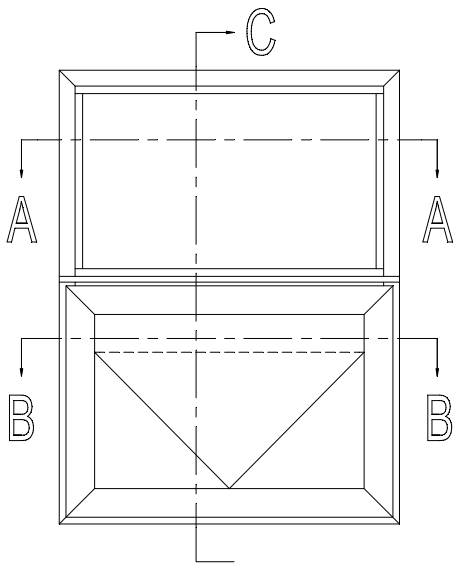

			#	Lm	
008.3436.XX			2	B	13.C....
			2	H	
008.3413.XX			1	B - 52	13.C....
008.3492.XX			2	B - 35	13.C....
			2	H1 - 22	
030.3614.XX			2	B - 163	13.C....
			2	H1 - 200	
030.3899.XX			2	B2 - 52	13.C....
			2	H2 - 89	
004.3846.XX			1	B	13.C....
004.3140.17			-	15E.F....	OPENING SYST

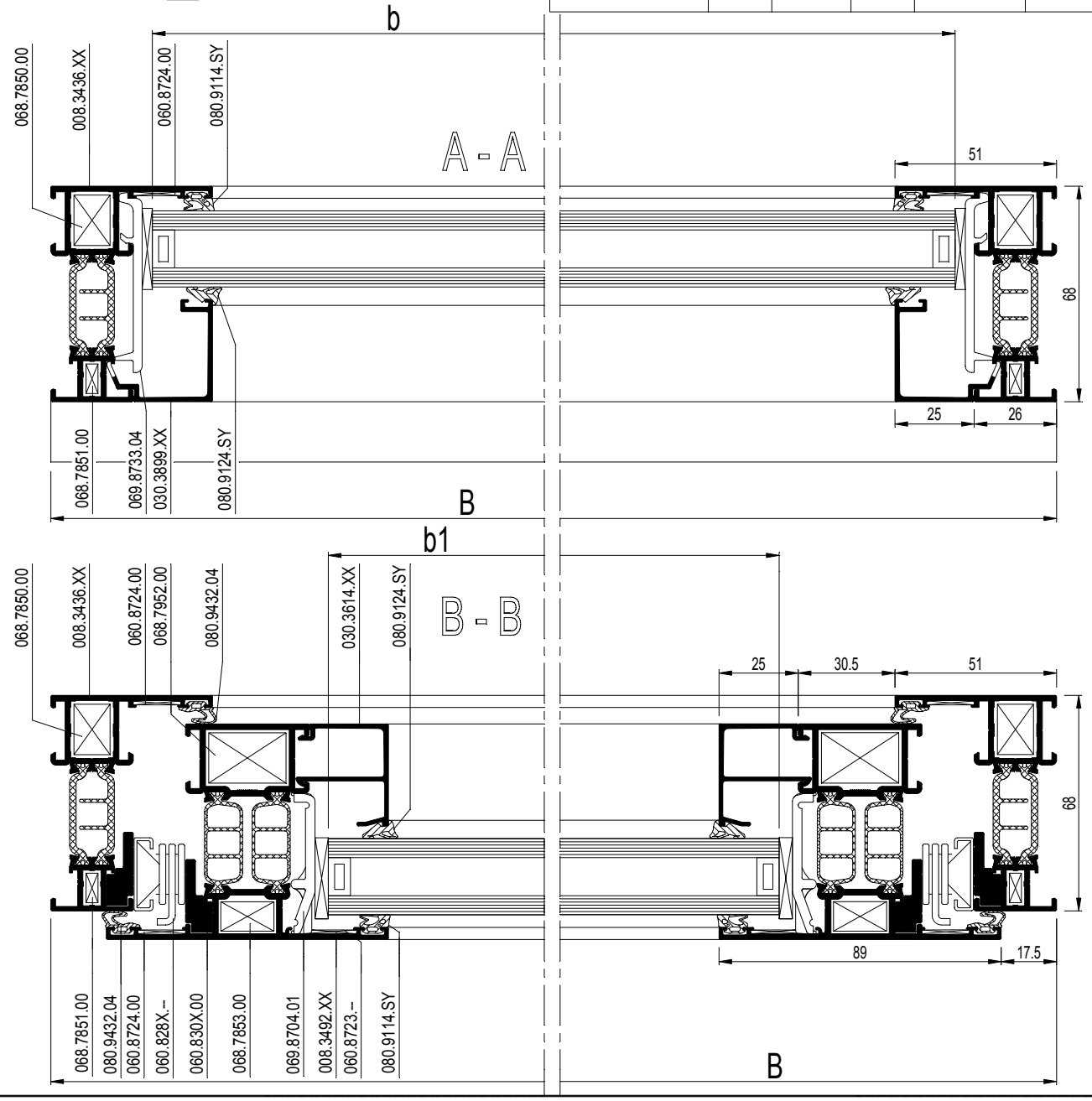

D0009065

CS 77

SAMENGESTELD RAAM MET UITZETZAKRAAM
FENETRE COMPOSEE AVEC FENETRE OUVRANT A L'ITALIENNE
COMBINED WINDOW WITH TOP HUNG WINDOW
FENSTER MIT FESTEN PFOSTEN UND KLAPPFENSTER

		#	
060.8723.--		4	ACCESS CS
060.8724.00		8	ACCESS CS
068.7850.00		4	ACCESS CS
068.7851.00		4	ACCESS CS
068.7952.00		4	ACCESS CS
068.7853.00		4	ACCESS CS
068.8735.00		2	ACCESS CS
060.828X.--		15E.F....	OPENING SYST
060.830X.00		15E.F....	OPENING SYST
060.7073.00		15E.F....	OPENING SYST
052.5311.--		15E.F....	OPENING SYST
060.7121.--		15E.F...	OPENING SYST.
060.7119.--		15E.F...	OPENING SYST.
069.8704.01		13.F....	ACCESS CS
069.8733.04		13.F....	ACCESS CS
052.5312.--		1/300mm	ACCESS CS
080.9432.04		(4xB) + (4xH1)	ACCESS CS
080.9114.SY		(2xb) + (2xh1)	ACCESS CS
		(2xb) + (2xh2)	
080.9124.SY		(2xb) + (2xh1)	ACCESS CS
		(2xb) + (2xh2)	

065.7118.--		15E.F....	OPENING SYST.
060.7135.XX		1	OPENING SYST.
057.5711.--		2	ACCESS CS

OF VARIANT MET ENGELSE KRUK
OU VARIANTE AVEC BEQUILLE ANGLAISE
OR VARIANT WITH COCKSPUR HANDLE
ODER VARIANTE MIT ENGLISCHEM GRIFF

060.8267.XX		15E.F....	OPENING SYST.
060.8263.04		15E.F....	OPENING SYST.

Variant HI / Variante HI / Variant HI / Variante HI

080.9625.07		(2xb) + (2xh)	ACCESS CS
080.9231.07		(2xB)+(2xH)	ACCESS CS

b1 = B - 175
h1 = H 1 -162
b2 = B - 64
h2 = H2 - 51

C - C

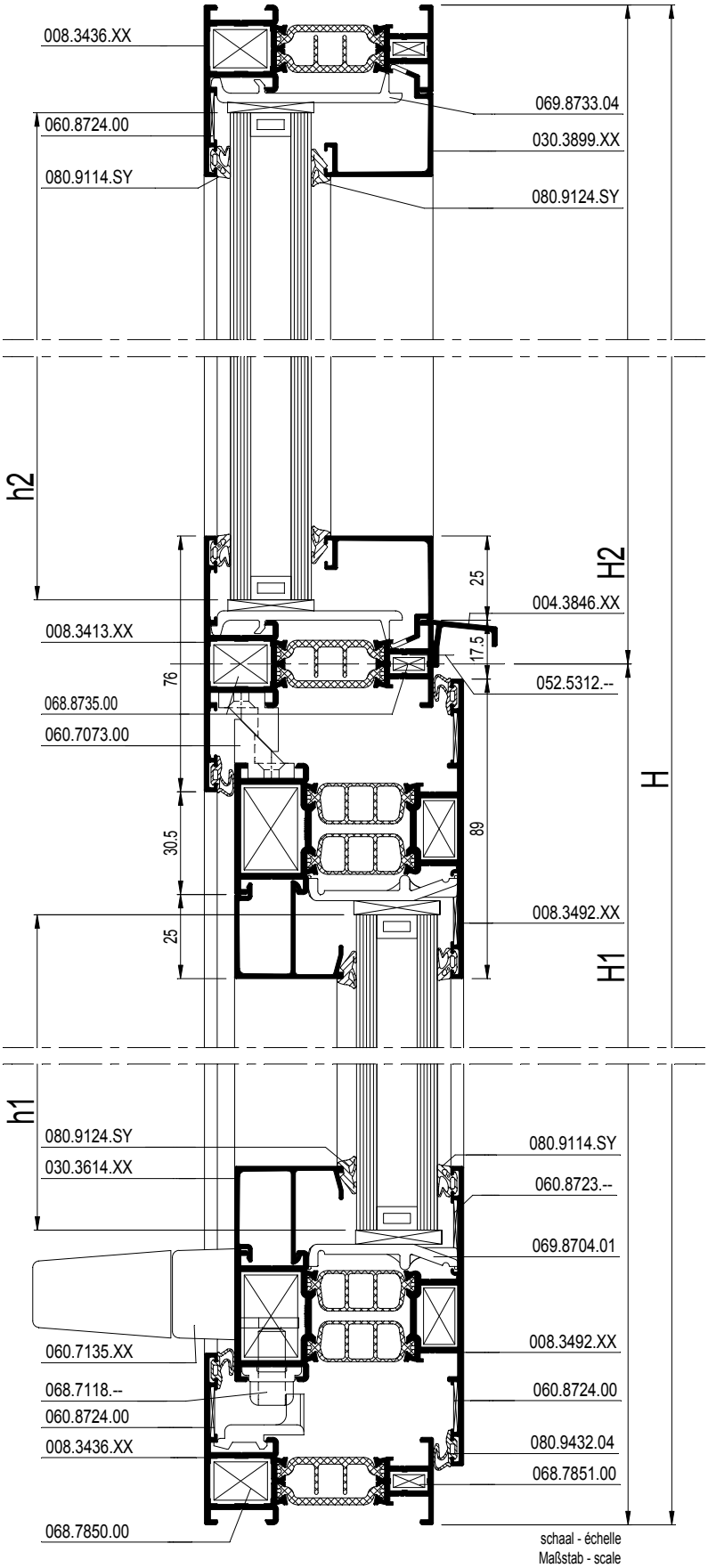

schaal - échelle
Maßstab - scale
1/2

D0009065

CS 77

SAMENGESTELD VAST RAAM
FENETRE FIXE COMPOSEE
COMBINED FIXED WINDOW
KOMBINIERTE FESTVERGLASUNG

REYNAERS aluminium

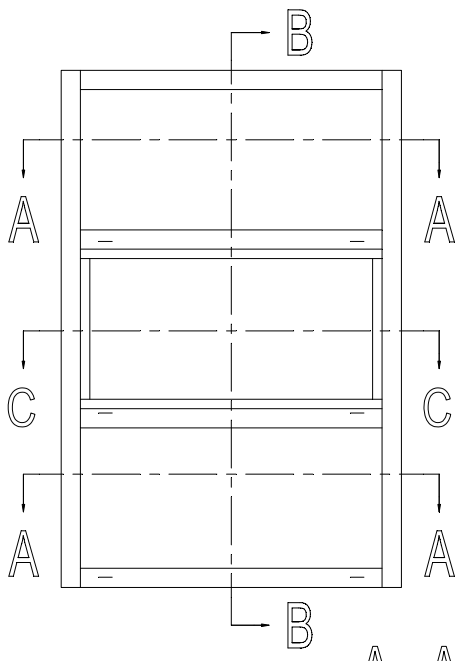

			#	Lm	
008.3136.XX			2	B - 52	13.C....
008.3880.XX			2	H	13.C....
008.3442.XX			2	B - 52	13.C....
008.3001.XX			2	H2 - 26	13.C....
030.3614.XX			4	B - 52	13.C....
			2	H1 - 89	
			2	H3 - 89	
030.3195.XX			2	H2 - 76	13.C....
030.3895.XX			2	B - 102	13.C....

A - A

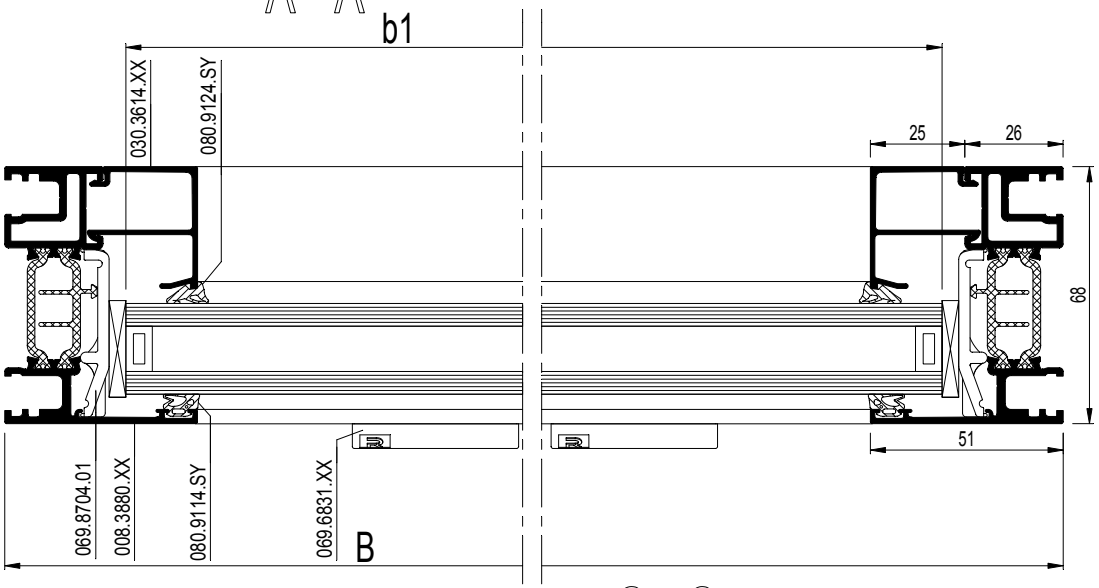

C - C

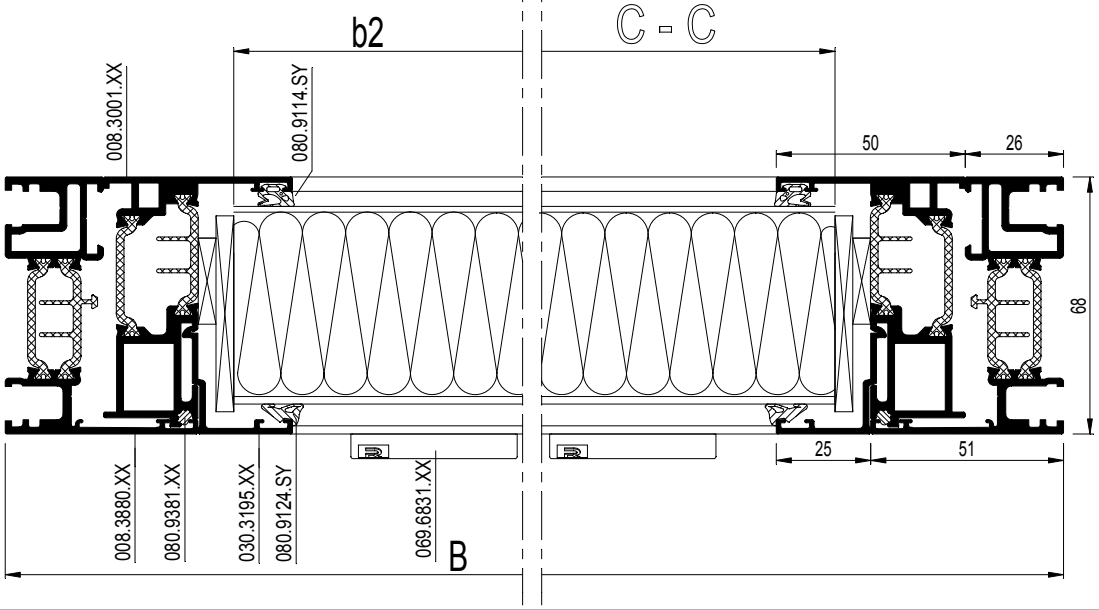

D0009066

CS 77

SAMENGESTELD VAST RAAM
FENETRE FIXE COMPOSEE
COMBINED FIXED WINDOW
KOMBINIERTE FESTVERGLASUNG

		#	
068.8730.00		4	ACCESS CS
068.8750.00		4	ACCESS CS
069.6831.XX		13.F....	ACCESS CS
069.8704.01		13.F....	ACCESS CS
069.8733.04		13.F....	ACCESS CS
080.9114.SY		(6xB)+(2xH)	ACCESS CS
080.9124.SY		(6xB)+(2xH)	ACCESS CS
080.9381.04		H2x2	ACCESS CS

Variant HI / Variante HI / Variant HI / Variante HI

080.9625.07		(4xb1) +	ACCESS CS
		(2xh1) + (2xh3)	
080.9231.07		(2xB)+(2xH)	ACCESS CS

b1 = B - 64
h1 = H1 - 51
b2 = B - 114
h2 = H2 - 38
h3 = H3 - 51

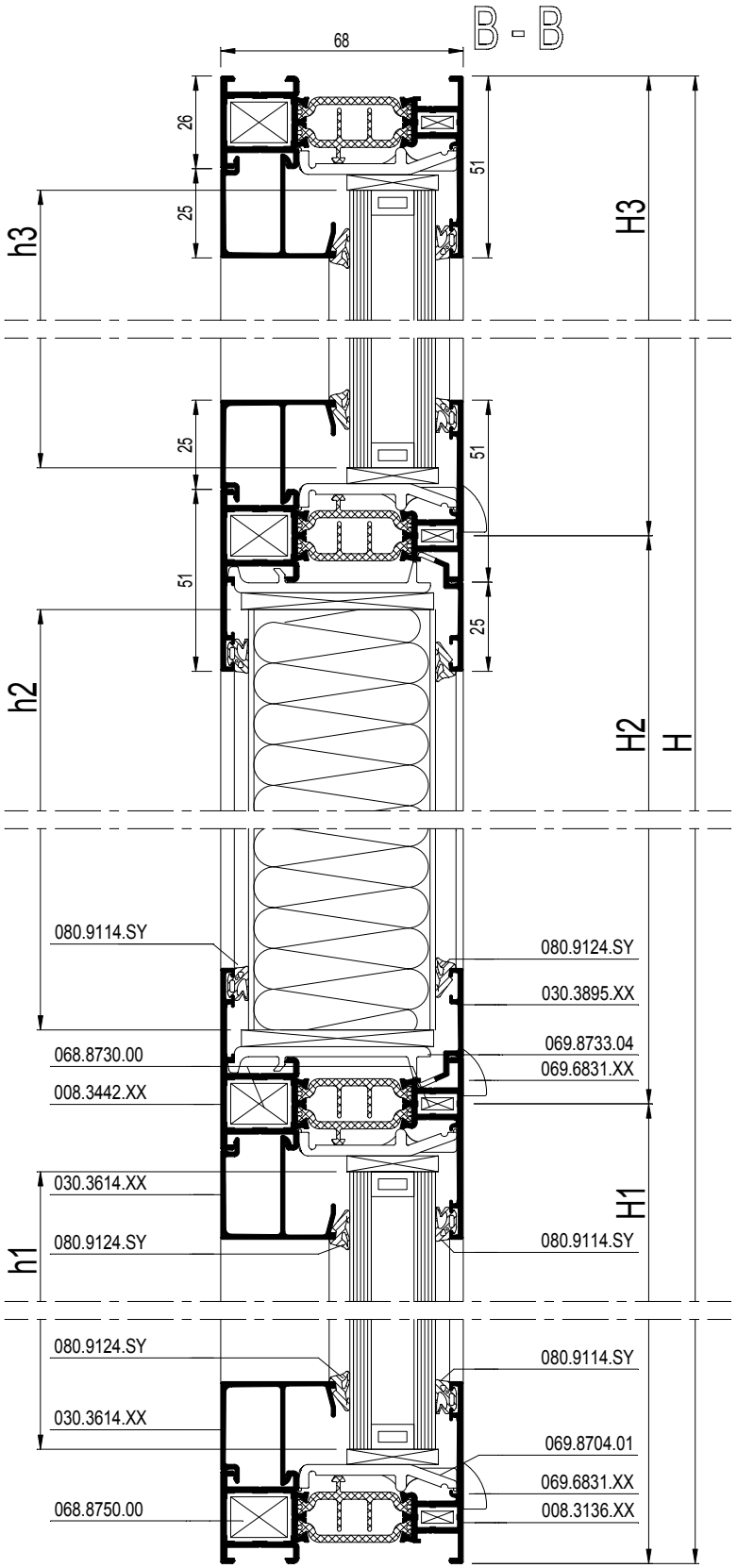

schaal - échelle
Maßstab - scale
1/2

D0009066

CS 77

TUIMELRAAM
FENETRE PIVOTANTE
PIVOT WINDOW
SCHWINGFLUEGEL

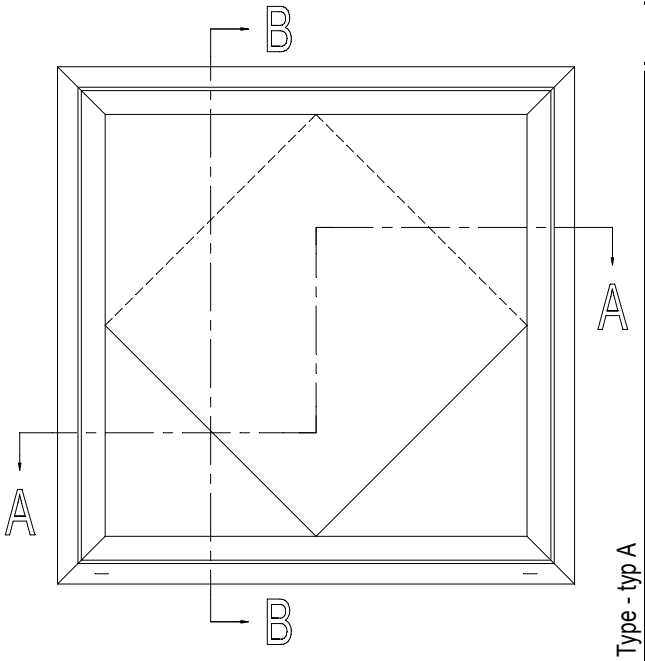

			#	Lm	
008.3136.XX			2	B	13.C....
			2	H	
008.3120.XX			2	B - 112	13.C....
			2	H - 112	
008.3122.XX			1	B - 42	13.C....
			1	B - 42	
			1	(H/2) - 21	
			1	(H/2) - 21	
			1	(H/2) - 21	
			1	(H/2) - 21	
030.3614.XX			2	B - 240	13.C....
			2	H - 290	
004.3140.17		L1	2	(FB/2) - 190	13.C....
		L2	1	(FH/2) - 155	
		L3	1	(FH/2) - 120	
		L4	1	FB - 220	

Type - typ A

			#	Lm	
004.3140.17		L1	2	(FB/2) - 305	13.C....
		L2	1	(FH/2) - 155	
		L3	1	(FH/2) - 120	
		L4	2	(FB/2) - 140	

Type - typ B + C

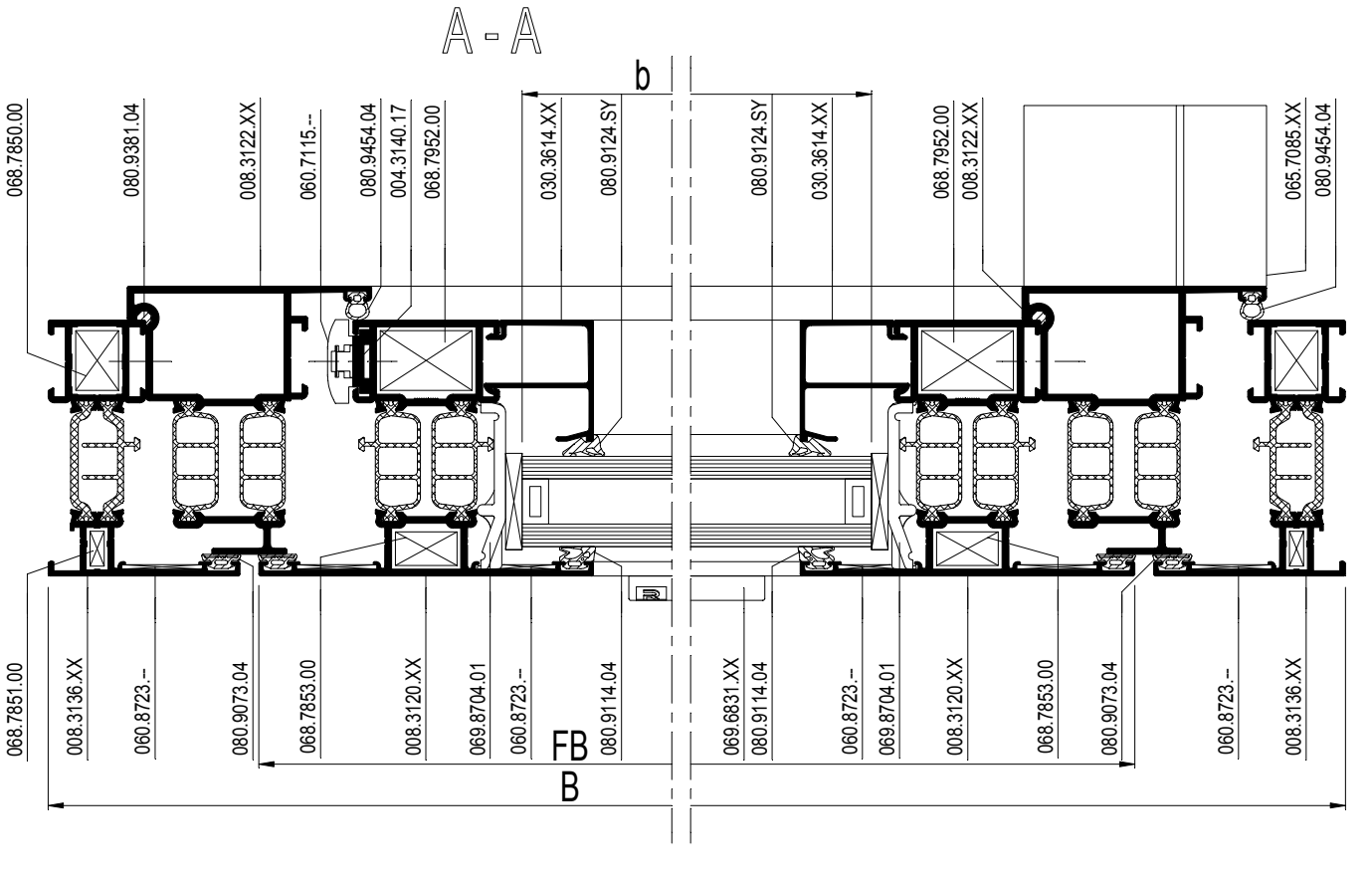

D0009067

CS 77

TUIMELRAAM
FENETRE PIVOTANTE
PIVOT WINDOW
SCHWINGFLUEGEL

		#	
060.8723.--		12	ACCESS CS
068.7850.00		4	ACCESS CS
068.7851.00		4	ACCESS CS
068.7952.00		4	ACCESS CS
068.7853.00		4	ACCESS CS
(1) 060.7135.XX		1	OPENING SYST.
(2) 065.7085.XX		1	OPENING SYST.
050.5001.--		16	ACCESS CS
052.5329.--		1/300mm	ACCESS CS
069.6831.XX		13.F....	ACCESS CS
069.8704.01		13.F....	ACCESS CS
080.9381.04		(2xB) + (2xH)	ACCESS CS
080.9073.04		(4xB) + (4xH)	ACCESS CS
080.9454.04		(2xB) + (2xH)	ACCESS CS
080.9114.SY		(2xb) + (2xh)	ACCESS CS
080.9124.SY		(2xb) + (2xh)	ACCESS CS

600<FB<1200 Type - typ A

060.7115.--		1	OPENING SYST.
060.7117.--		1	OPENING SYST.

1200<FB<1800 Type - typ B

060.7115.--		1	OPENING SYST.
060.7116.--		1	OPENING SYST.
060.7117.--		1	OPENING SYST.

1800<FB<2200 Type - typ C

060.7115.--		1	OPENING SYST.
060.7116.--		2	OPENING SYST.
060.7117.--		1	OPENING SYST.

Variant HI / Variante HI / Variant HI / Variante HI

080.9625.07		(2xb) + (2xh)	ACCESS CS
080.9231.07		(2xB)+(2xH)	ACCESS CS

(1) MET SLOT: 060.7136.XX
AVEC SERRURE: 060.7136.XX
WITH LOCK: 060.7136.XX
MIT SCHLOSS: 060.7136.XX

(2) MET BLOKKERING: 065.7086.XX
AVEC BLOCAGE: 065.7086.XX
WITH STOP: 065.7086.XX
MIT FESTSTELLUNG: 065.7086.XX

b = B - 252
h = H - 252

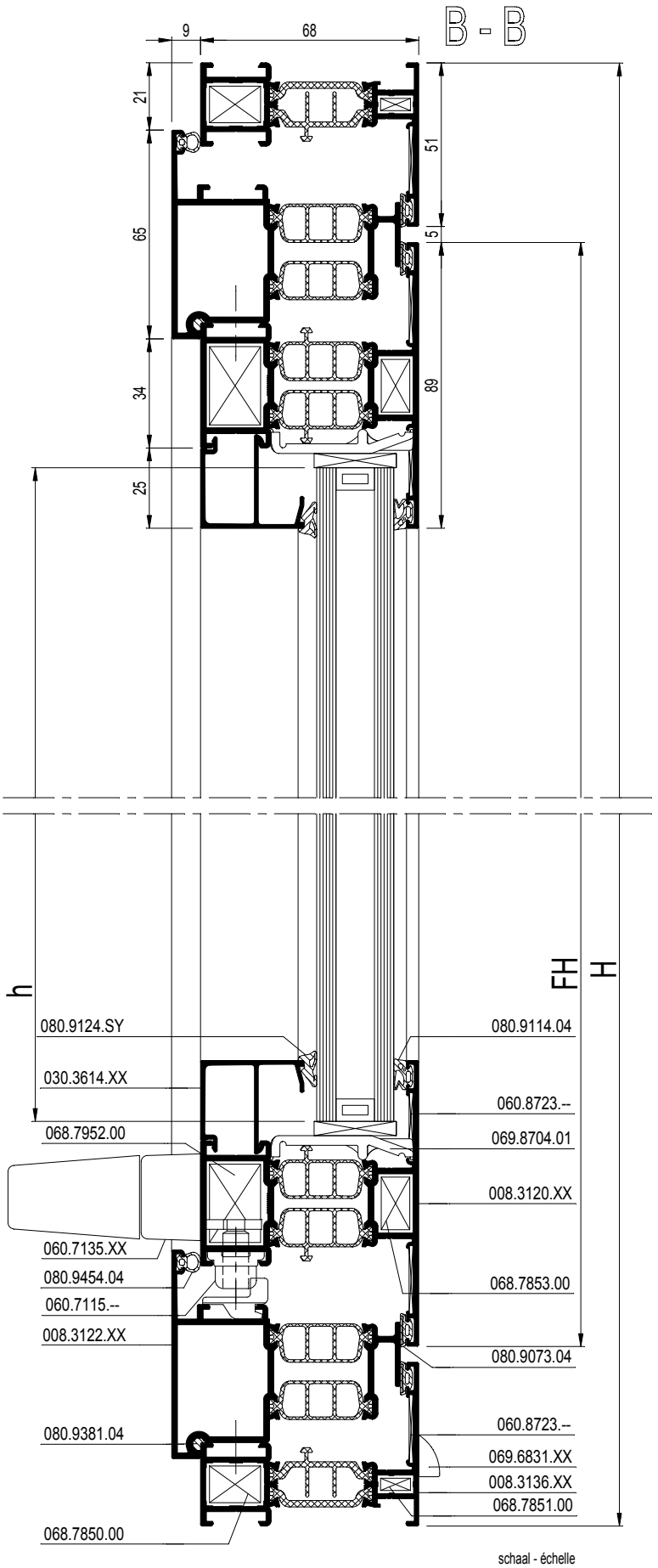

schaal - échelle
Maßstab - scale
1/2

D0009067

CS 77

RAAMDEUR NAAR BINNENDRAAIEND
PORTE-FENETRE OUVRANT VERS L'INTERIEUR
WINDOW-DOOR INWARD OPENING
FENSTERTUER NACH INNEN OEFFNEND

REYNAERS aluminium

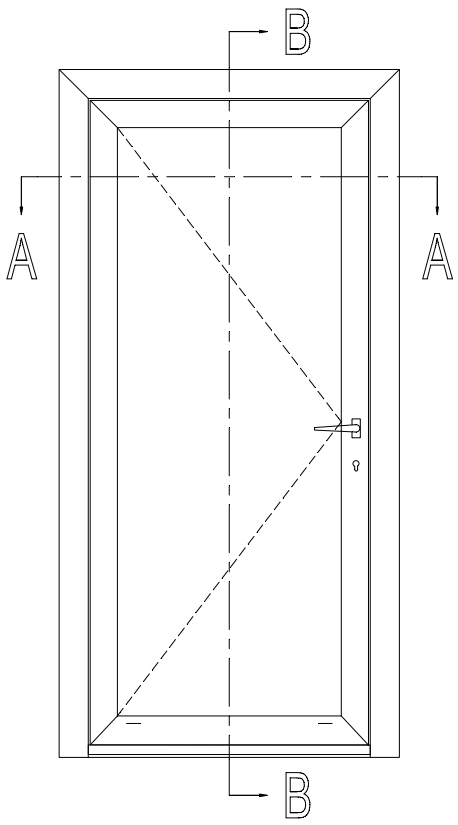

			#	Lm	
008.3125.XX			1	B	13.C....
			1	H	
			1	H	
008.3121.XX			2	B - 94	13.C....
			2	H - 55	
030.3634.XX			2	B - 258	13.C....
			2	H - 269	
005.0049.XX			1	B - 156	13.C....

b = B - 270
h = H - 231

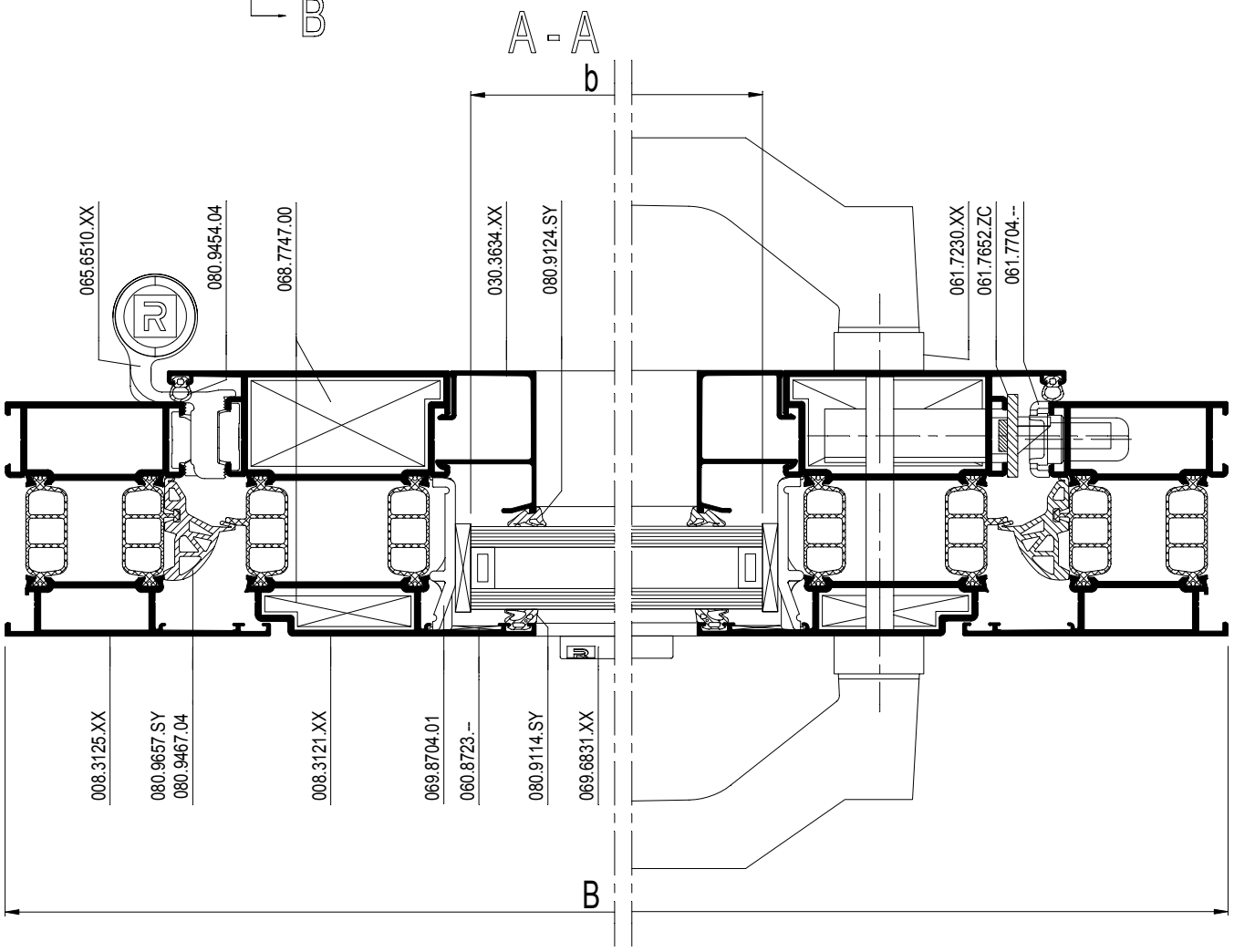

D0009068

CS 77

RAAMDEUR NAAR BINNENDRAAIEND
PORTE-FENETRE OUVRANT VERS L'INTERIEUR
WINDOW-DOOR INWARD OPENING
FENSTERTUER NACH INNEN OEFFNEND

		#	☞
060.8723.--		6	ACCESS CS
068.7854.00		4	ACCESS CS
068.7855.00		4	ACCESS CS
068.7747.00		4	ACCESS CS
065.6510.XX		15E.F....	OPENING SYST.
061.7230.XX		1	ACCESS CS
050.5161.--		4	ACCESS CS
061.7652.ZC		1	OPENING SYST.
052.5316.--		2	ACCESS CS
061.7045.--		1	OPENING SYST.
061.6970.XX		1	OPENING SYST.
052.5311.--		2	ACCESS CS
061.7704.--		1	OPENING SYST.
052.5316.--		3	ACCESS CS
052.5310.--		1/300mm	ACCESS CS
069.6831.XX		13.F....	ACCESS CS
069.8704.01		13.F....	ACCESS CS
081.9142.04		B - 136	OPENING SYST.
080.9454.04		(1xB) + (2xH)	ACCESS CS
080.9657.SY		(1xB) + (2xH)	ACCESS CS
080.9467.04		2	ACCESS CS
080.9114.SY		(2xb) + (2xh)	ACCESS CS
080.9124.SY		(2xb) + (2xh)	ACCESS CS

Variant HI / Variante HI / Variant HI / Variante HI

080.9625.07		(2xb) + (2xh)	ACCESS CS
080.9231.07		(2xB)+(2xH)	ACCESS CS

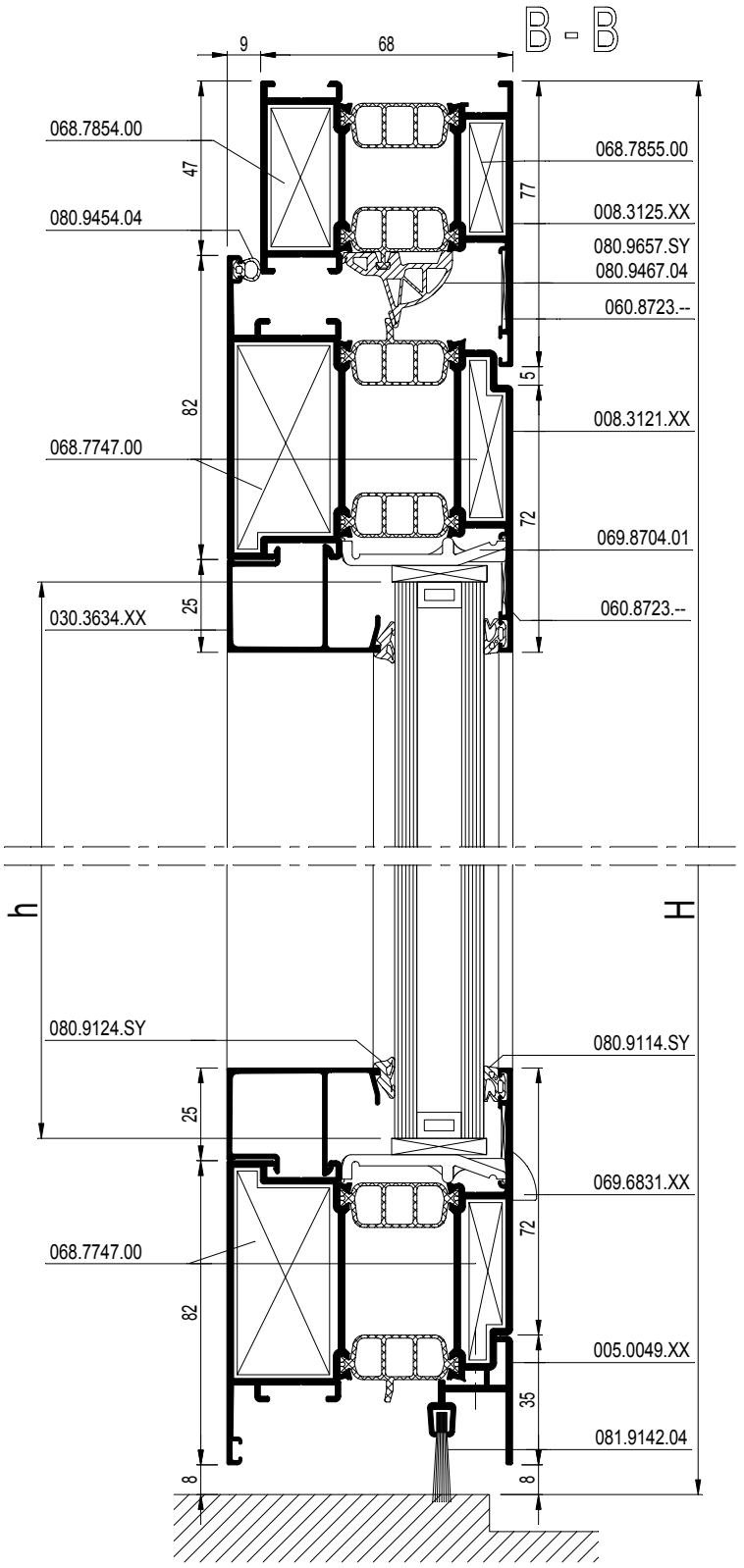

schaal - échelle
Maßstab - scale
1/2

D0009068

CS 77

DUBBELE RAAMDEUR NAAR BINNENDRAAIEND
PORTE-FENETRE DOUBLE OUVRANT VERS L'INTERIEUR
DOUBLE WINDOW-DOOR INWARD OPENING
ZWEIFLUEGELIGE FENSTERTUER NACH INNEN OEFFNEND

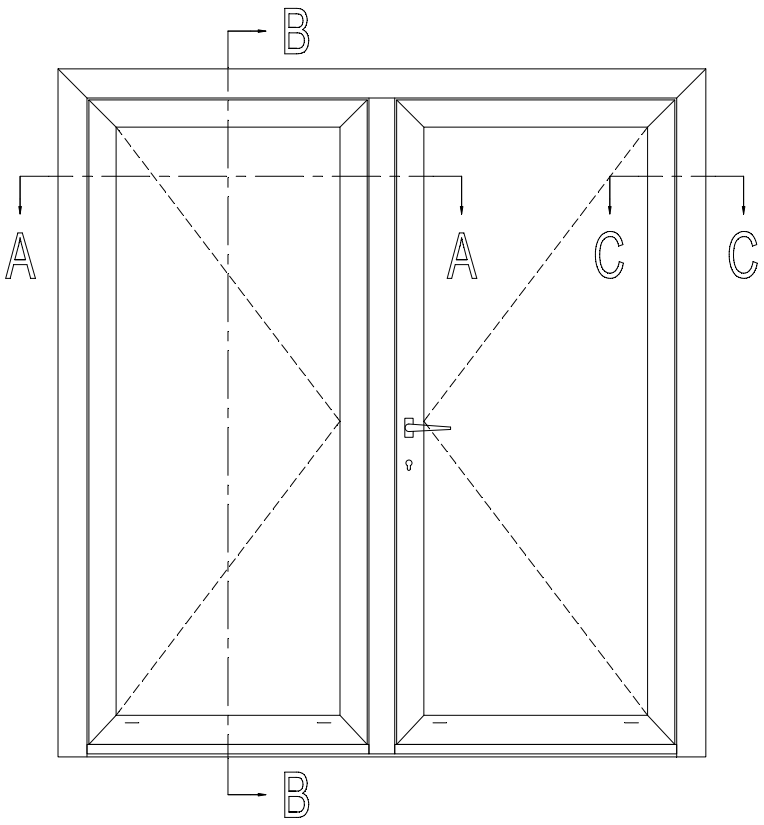

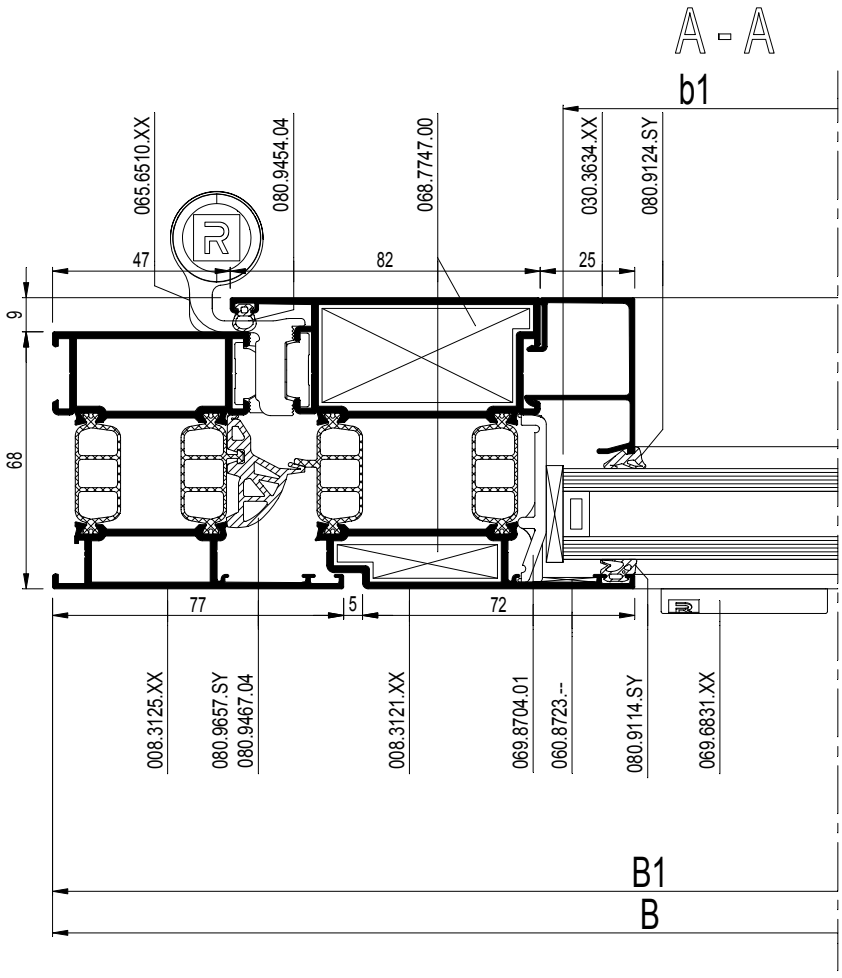

D0009069

CS 77

DUBBELE RAAMDEUR NAAR BINNENDRAAIEND
PORTE-FENETRE DOUBLE OUVRANT VERS L'INTERIEUR
DOUBLE WINDOW-DOOR INWARD OPENING
ZWEIFLUEGELIGE FENSTERTUER NACH INNEN OEFFNEND

REYNAERS aluminium

		#	Lm	
008.3125.XX		1	B	13.C....
		1	H	
		1	H	
008.3121.XX		2	B1 - 51	13.C....
		2	B2 - 51	
		4	H - 55	
008.3115.XX		1	H - 86	13.C....
005.0049.XX		1	B1 - 113	13.C....
		1	B2 - 113	
030.3634.XX		2	B1 - 215	13.C....
		2	B2 - 215	
		4	H - 269	

b1 = B1 - 227
b2 = B2 - 227
h = H - 231

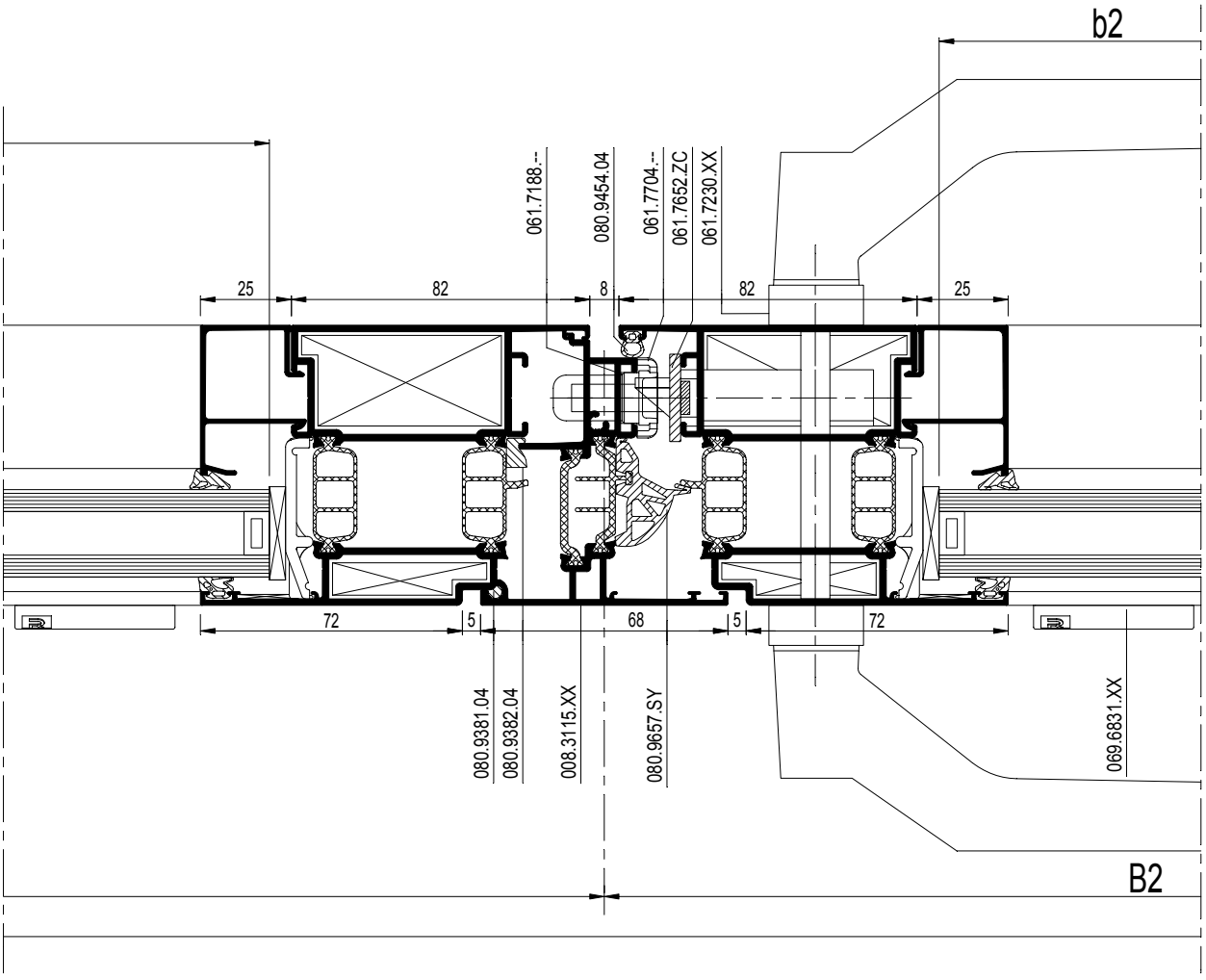

schaal - échelle
Maßstab - scale
1/2

D0009089

CS 77

DUBBELE RAAMDEUR NAAR BINNENDRAAIEND
PORTE-FENETRE DOUBLE OUVRANT VERS L'INTERIEUR
DOUBLE WINDOW-DOOR INWARD OPENING
ZWEIFLUEGELIGE FENSTERTUER NACH INNEN OEFFNEND

REYNAERS aluminium

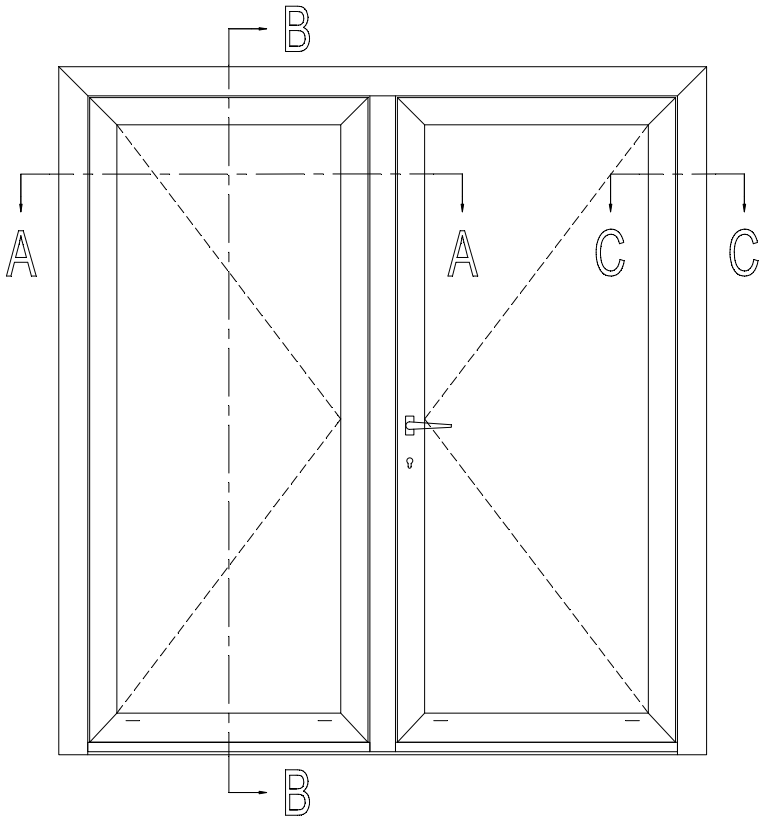

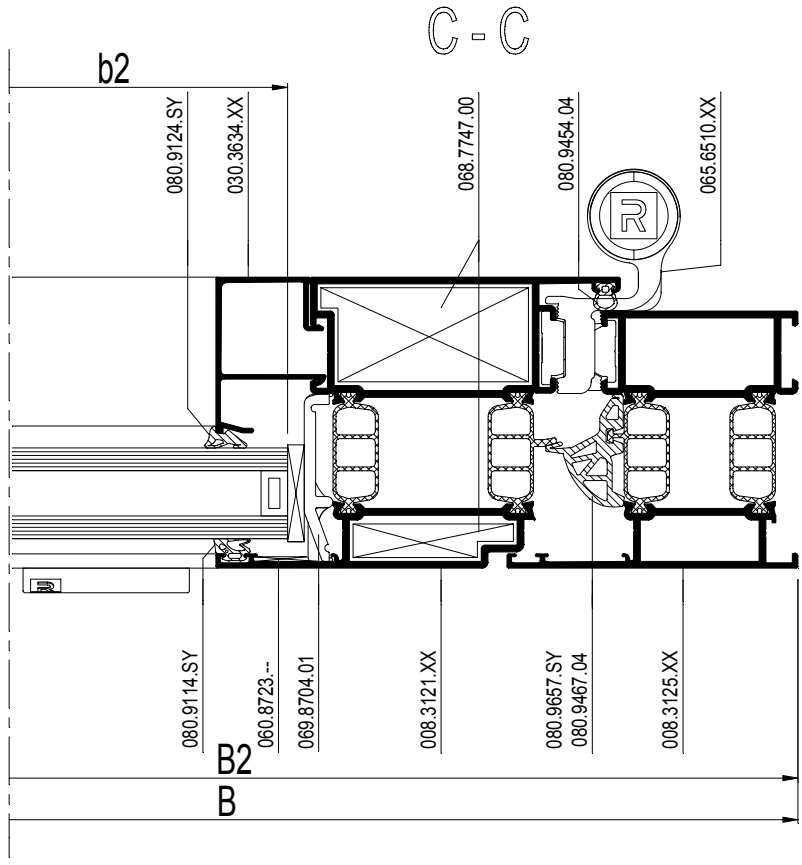

D0009070

CS 77

DUBBELE RAAMDEUR NAAR BINNENDRAAIEND
PORTE-FENETRE DOUBLE OUVRANT VERS L'INTERIEUR
DOUBLE WINDOW-DOOR INWARD OPENING
ZWEIFLUEGELIGE FENSTERTUER NACH INNEN OEFFNEND

REYNAERS aluminium

		#	☞
060.8723.--		10	ACCESS CS
068.7854.00		2	ACCESS CS
068.7855.00		2	ACCESS CS
068.7747.00		8	ACCESS CS
061.7230.XX		1	ACCESS CS
050.5161.--		4	ACCESS CS
061.7652.ZC		1	OPENING SYST.
052.5316.--		2	ACCESS CS
061.7045.--		1	OPENING SYST.
065.6510.XX		15E.F....	OPENING SYST.
061.6970.XX		1	OPENING SYST.
052.5311.--		2	ACCESS CS
061.7704.--		1	OPENING SYST.
052.5316.--		3	ACCESS CS
069.6831.XX		13.F....	ACCESS CS
069.8704.01		13.F....	ACCESS CS
069.6787.04		1	ACCESS CS
052.5313.--		1	ACCESS CS
061.7188.--		2	OPENING SYST.
061.7191.17		1	OPENING SYST.
061.7200.--		1	OPENING SYST.
052.5317.--		2	ACCESS CS
052.5318.--		1/300mm	ACCESS CS
052.5310.--		1/300mm	ACCESS CS
081.9142.04		B1 - 65	OPENING SYST.
		B2 - 93	
080.9381.04		H - 93	ACCESS CS
080.9397.04		H - 93	ACCESS CS
080.9454.04		(1xB) + (3xH)	ACCESS CS
080.9657.SY		(1xB) + (3xH)	ACCESS CS
080.9467.04		2	ACCESS CS
080.9114.SY		(2xb1) + (2xb2)	ACCESS CS
		+ (4xh)	
080.9124.SY		(2xb1) + (2xb2)	ACCESS CS
		+ (4xh)	

Variant HI / Variante HI / Variant HI / Variante HI

080.9625.07		(2xb1) + (2xb2)	ACCESS CS
		+ (4xh)	
080.9231.07		(2xB)+(2xH)	ACCESS CS

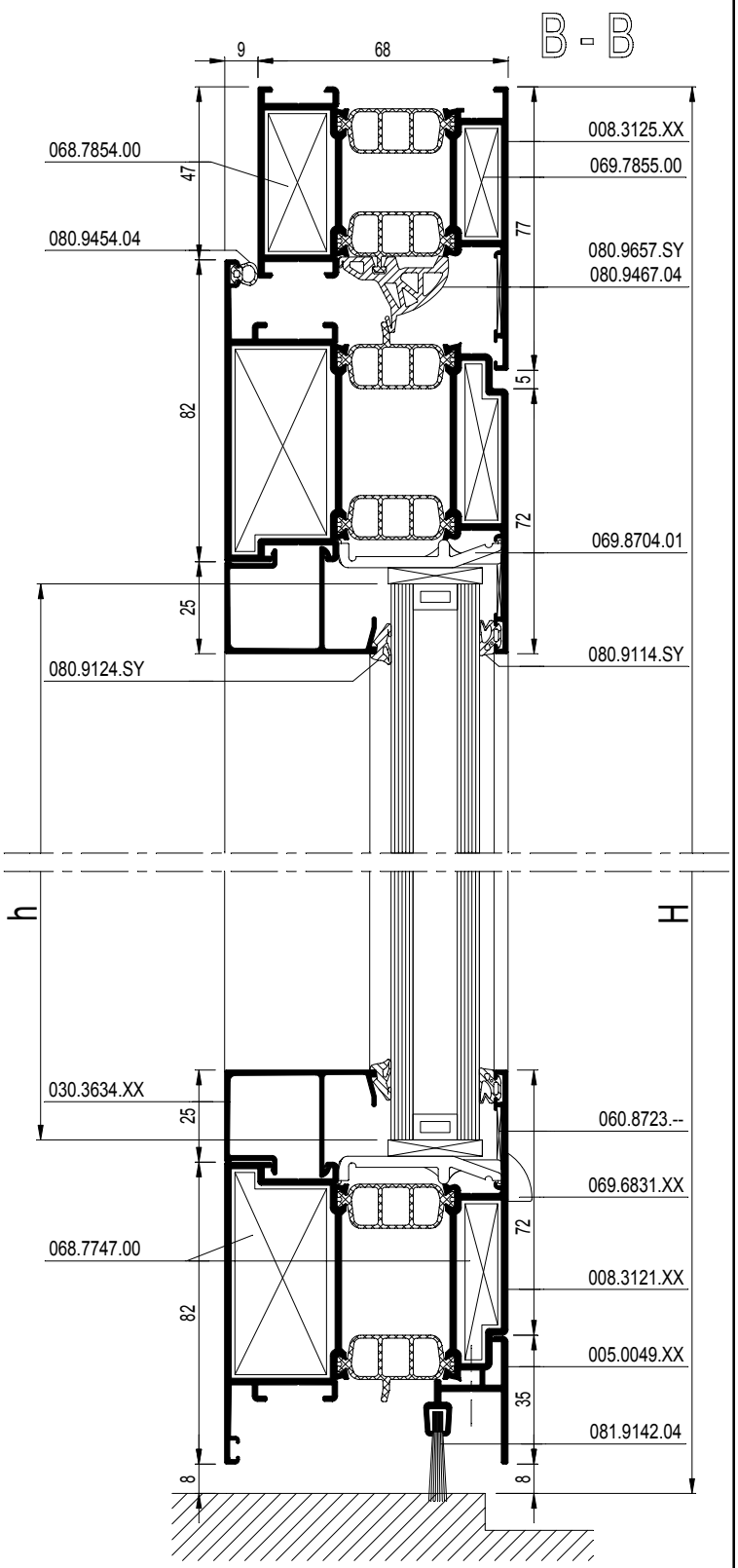

schaal - échelle
Maßstab - scale
1/2

D0009070

CS 77

RAAMDEUR NAAR BUITENDRAAIEND
PORTE-FENETRE A LA FRANCAISE VERS L'EXTERIEUR
WINDOW-DOOR OUTWARD OPENING
FENSTERTUER NACH AUSSEN OEFFNEND

REYNAERS aluminium

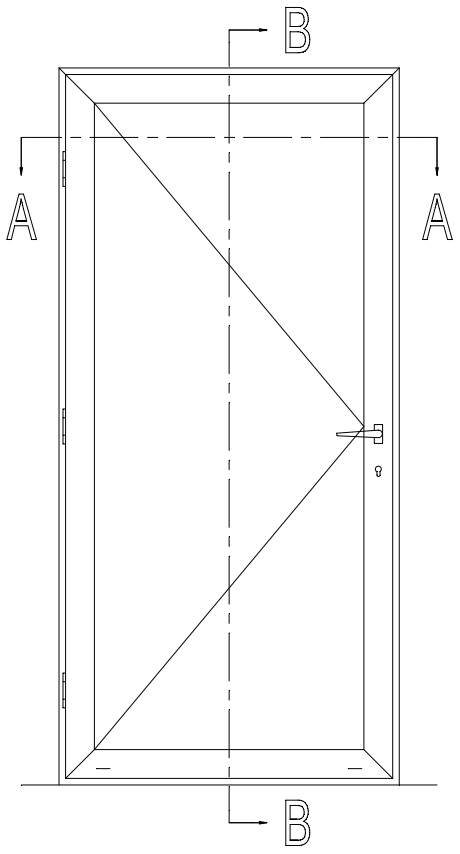

			#	Lm	
008.3125.XX			1	B	12M.C. ...
			1	H	
			1	H	
008.3052.XX			2	B - 94	12M.C. ...
			2	H - 55	
005.0049.XX			1	B - 156	12M.C. ...
030.3616.XX			2	B - 250	12M.C. ...
			2	H - 261	
004.3846.XX			1	B	12M.C. ...

b = B - 262
h = H - 223

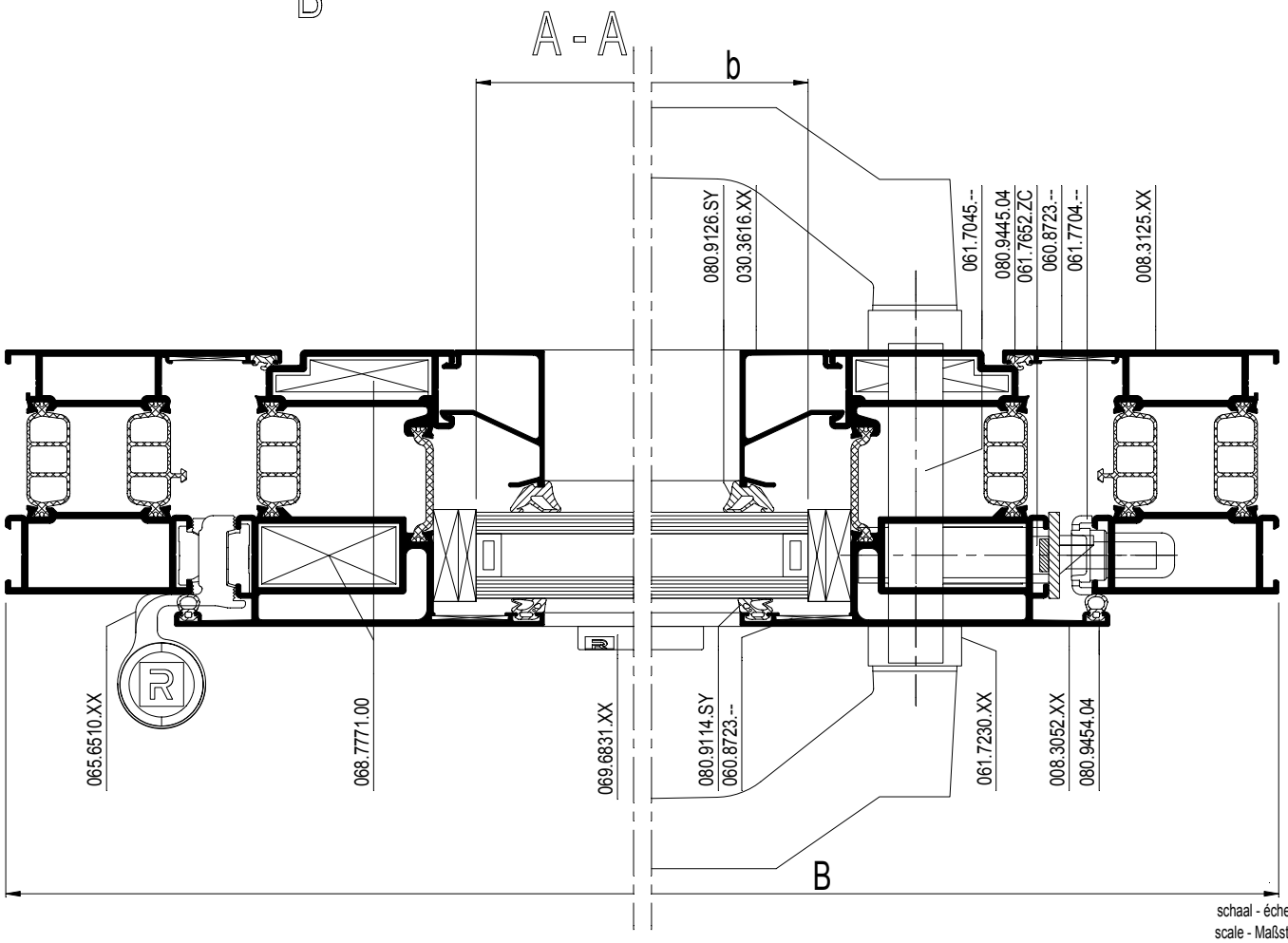

schaal - échelle
scale - Maßstab
1/2

D0078503

Werktekeningen
Coupes et débits
Work drawings
Werkzeichnungen

13.E.048
03/2010

CS 77

RAAMDEUR NAAR BUITENDRAAIEND
PORTE-FENETRE A LA FRANCAISE VERS L'EXTERIEUR
WINDOW-DOOR OUTWARD OPENING
FENSTERTUER NACH AUSSEN OEFFNEND

REYNAERS aluminium

		#	
060.8723.--		6	ACCESS CS
068.7854.00		2	ACCESS CS
068.7855.00		2	ACCESS CS
068.7771.00		2	ACCESS CS
061.7230.XX		1	ACCESS CS
050.5161.--		4	ACCESS CS
061.6970.XX		1	OPENING SYST.
052.5311.--		2	ACCESS CS
061.7652.ZC		1	OPENING SYST.
052.5316.--		2	ACCESS CS
061.7704.--		1	OPENING SYST.
052.5316.--		3	ACCESS CS
065.6510.XX		15E.F....	OPENING SYST.
061.7045.--		1	OPENING SYST.
061.6969.XX		1	OPENING SYST.
052.5311.--		2	ACCESS CS
052.5310.--		1/300mm	ACCESS CS
052.5312.--		1/300mm	ACCESS CS
069.6831.XX		13.F....	ACCESS CS
081.9142.04		B - 140	OPENING SYST.
080.9454.04		B + (2xH)	ACCESS CS
080.9445.04		B + (2xH)	ACCESS CS
080.9114.SY		(2xb)+(2xh)	ACCESS CS
080.9126.SY		(2xb)+(2xh)	ACCESS CS

Variant HI / Variante HI / Variant HI / Variante HI

080.9625.07		(2xb)+(2xh)	ACCESS CS
080.9231.07		(2xB)+(2xH)	ACCESS CS

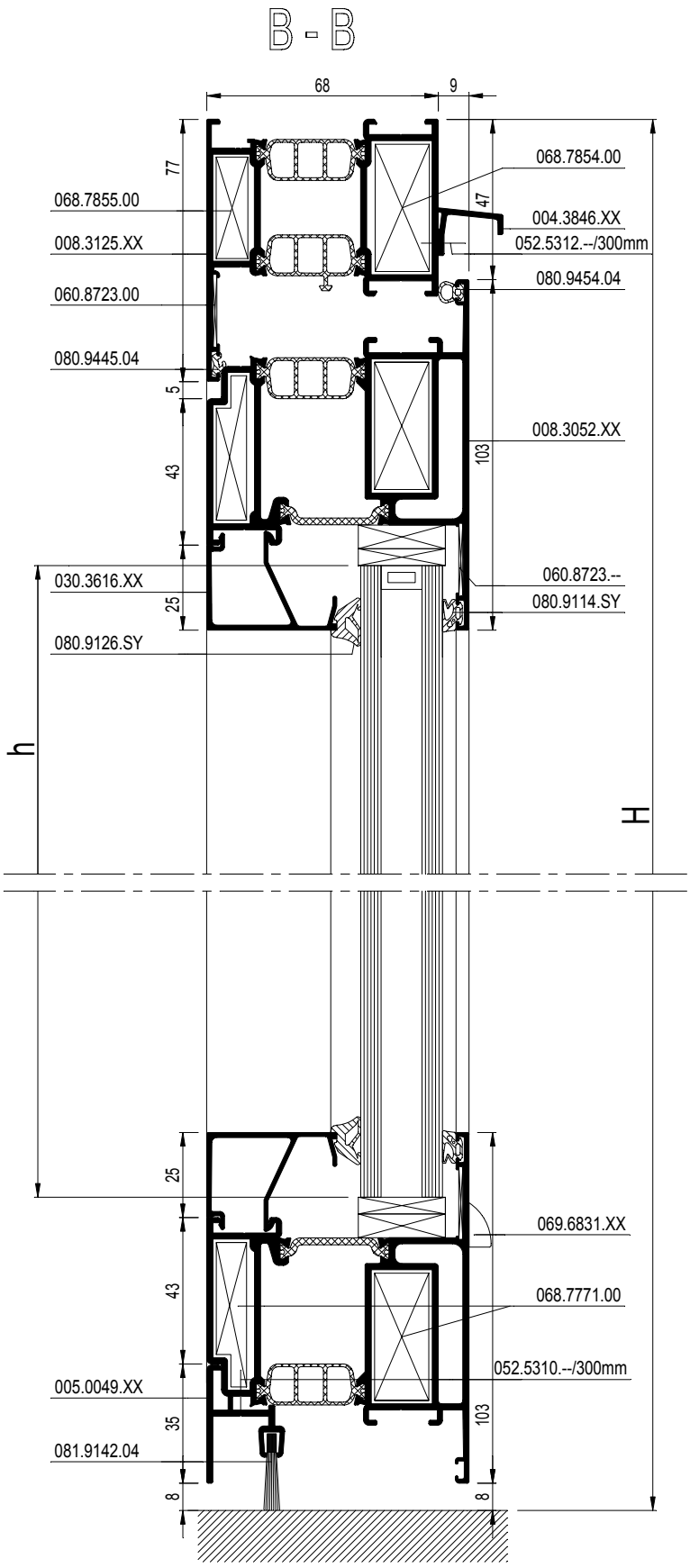

schaal - échelle
scale - Maßstab
1/2

D0078503

CS 77

DUBBELE RAAMDEUR NAAR BUITENDRAAIEND
PORTE-FENETRE DOUBLE OUVRANT VERS L'EXTERIEUR
DOUBLE WINDOW-DOOR OUTWARD OPENING
ZWEIFLUEGELIGE FENSTERTUER NACH AUSSEN OEFFNEND

REYNAERS aluminium

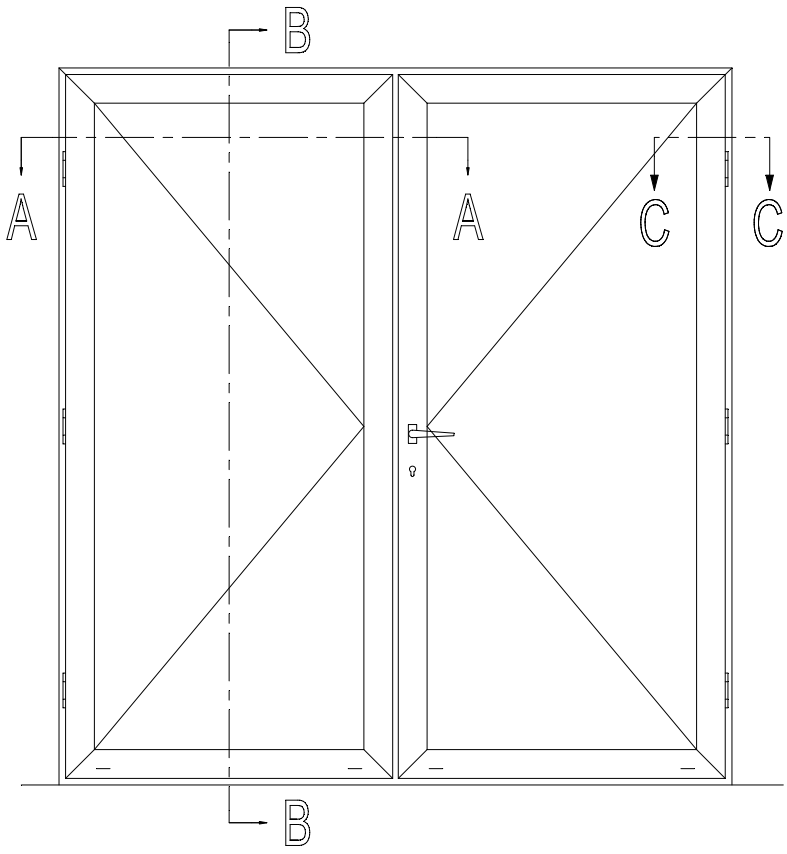

b1 = B1 - 219
b2 = B2 - 219
h = H - 223

A - A

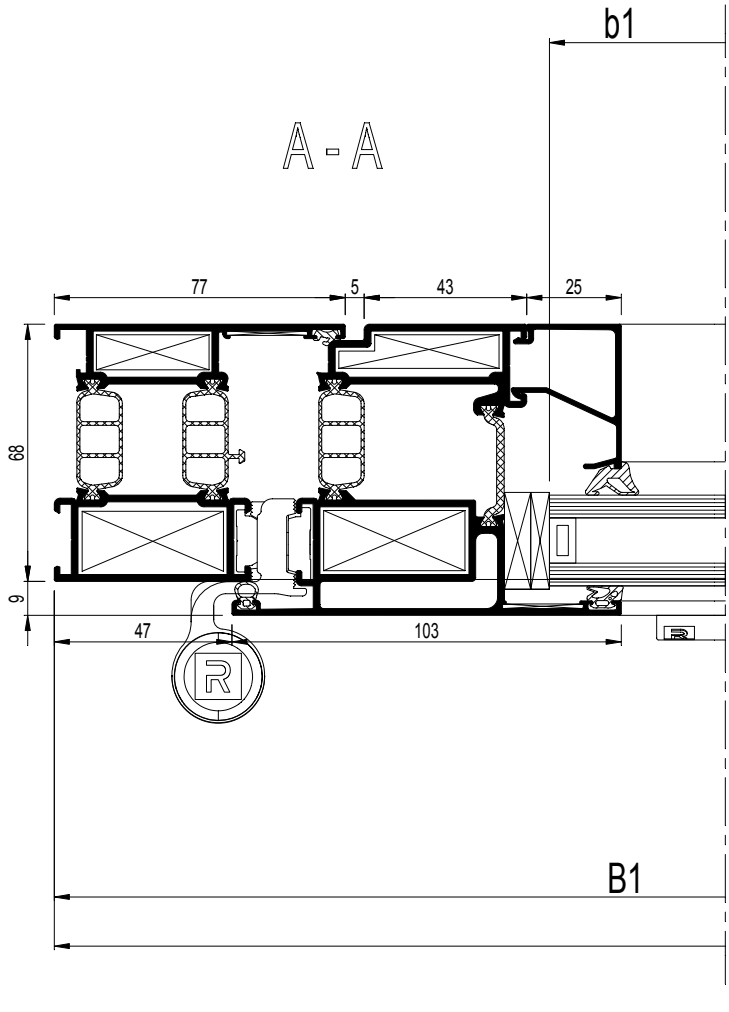

D0078504

Werktekeningen
Coupes et débits
Work drawings
Werkzeichnungen

13.E.050
03/2010

CS 77

DUBBELE RAAMDEUR NAAR BUITENDRAAIEND
PORTE-FENETRE DOUBLE OUVRANT VERS L'EXTERIEUR
DOUBLE WINDOW-DOOR OUTWARD OPENING
ZWEIFLUEGELIGE FENSTERTUER NACH AUSSEN OEFFNEND

REYNAERS aluminium

		#	Lm	
008.3125.XX		1	B	13.C....
		1	H	
		1	H	
008.3052.XX		2	B1 - 51	13.C....
		2	B2 - 51	
		4	H - 55	
008.3115.XX		1	H - 86	13.C....
005.0049.XX		1	B - 113	13.C....
		1	B2 - 113	
030.3616.XX		2	B1 - 207	13.C....
		2	B2 - 207	
		4	H - 261	
004.3846.XX		1	B	13.C....

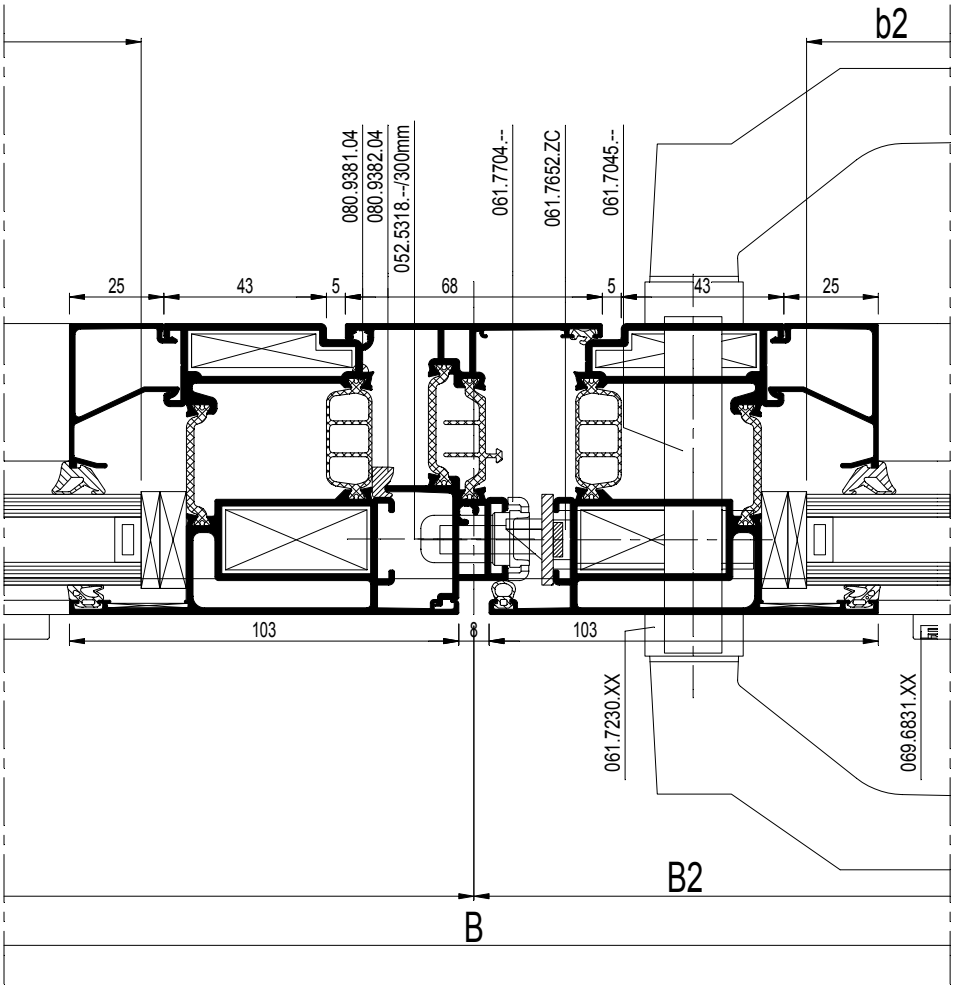

schaal - échelle
scale - Maßstab
1/2

D0078504

CS 77

DUBBELE RAAMDEUR NAAR BUITENDRAAIEND
PORTE-FENETRE DOUBLE OUVRANT VERS L'EXTERIEUR
DOUBLE WINDOW-DOOR OUTWARD OPENING
ZWEIFLUEGELIGE FENSTERTUER NACH AUSSEN OEFFNEND

REYNAERS aluminium

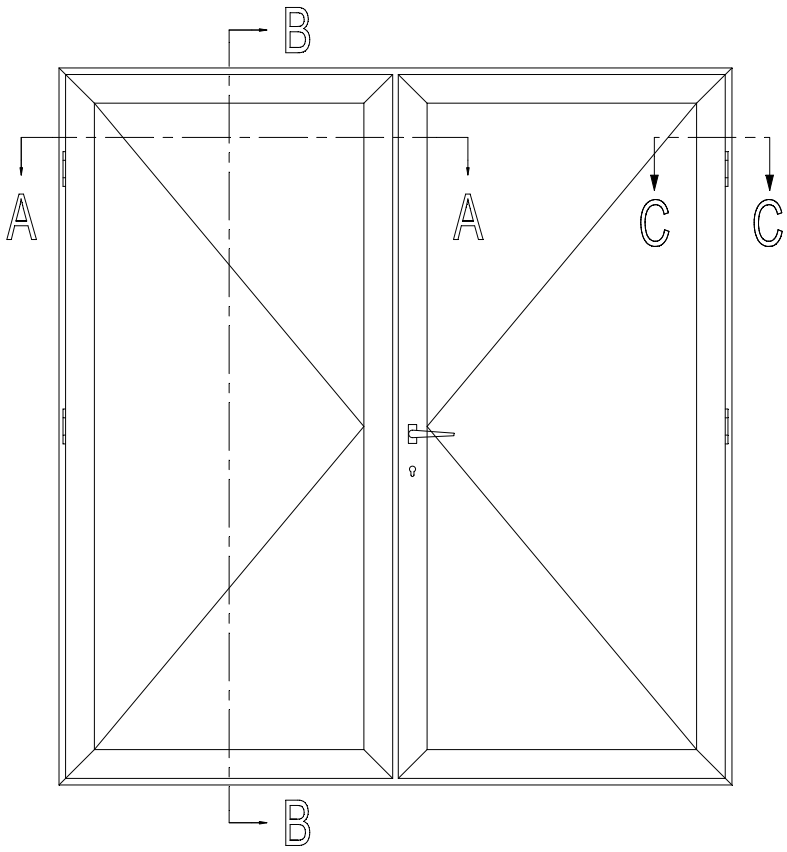

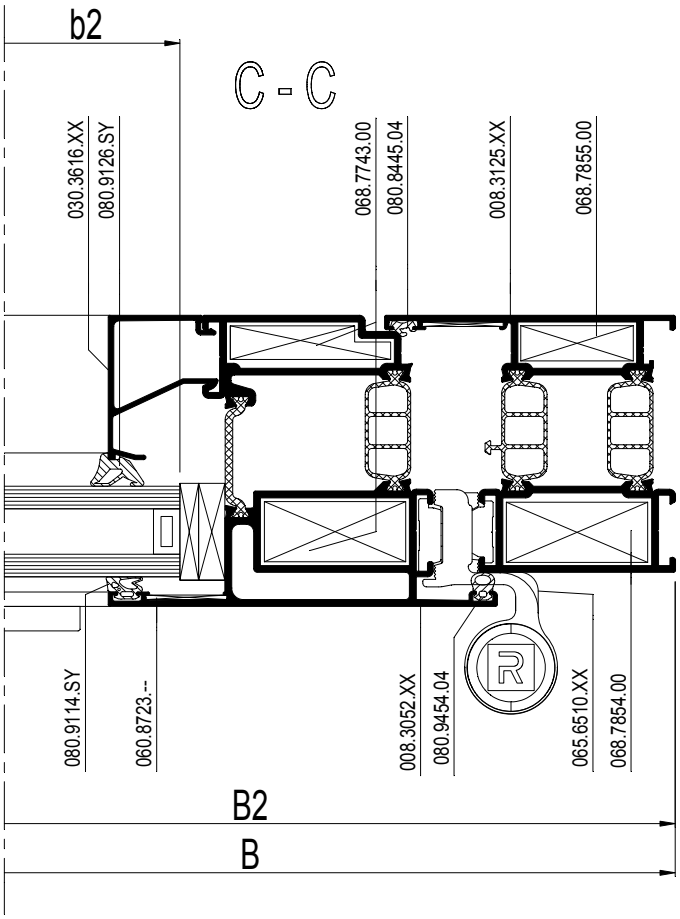

schaal - échelle
scale - Maßstab
1/2

D0078507

Werktekeningen
Coupes et débits
Work drawings
Werkzeichnungen

13.E.052
03/2010

CS 77

DUBBELE RAAMDEUR NAAR BUITENDRAAIEND
PORTE-FENETRE DOUBLE OUVRANT VERS L'EXTERIEUR
DOUBLE WINDOW-DOOR OUTWARD OPENING
ZWEIFLUEGELIGE FENSTERTUER NACH AUSSEN OEFFNEND

REYNAERS aluminium

		#	
060.8723.--		10	ACCESS CS
068.7854.00		2	ACCESS CS
068.7855.00		2	ACCESS CS
068.7771.00		8	ACCESS CS
065.6510.XX		15E.F....	OPENING SYST.
061.7230.XX		1	ACCESS CS
050.5161.--		4	ACCESS CS
061.7652.ZC		1	OPENING SYST.
052.5316.--		2	ACCESS CS
061.7704.--		1	OPENING SYST.
052.5316.--		3	ACCESS CS
061.7045.--		1	OPENING SYST.
061.6969.XX		1	OPENING SYST.
052.5311.--		2	ACCESS CS
061.7188.--		2	OPENING SYST.
061.7191.17		1	OPENING SYST.
061.7200.--		1	OPENING SYST.
052.5317.--		2	ACCESS CS
069.6831.XX		13.F....	ACCESS CS
069.6689.04		1	ACCESS CS
052.5313.--		1	ACCESS CS
052.5310.--		1/300mm	ACCESS CS
052.5312.--		1/300mm	ACCESS CS
052.5318.--		1/300mm	ACCESS CS
081.9142.04		B1-67	OPENING SYST.
		B2-97	
080.9454.04		B1+B2+(4xH)	ACCESS CS
080.9445.04		B+(3xH)	ACCESS CS
080.9381.04		H	ACCESS CS
080.9382.04		H	ACCESS CS
080.9114.SY		(4xb)+(4xh)	ACCESS CS
080.9126.SY		(4xb)+(4xh)	ACCESS CS

Variant HI / Variante HI / Variant HI / Variante HI

080.9625.07		(4xb)+(4xh)	ACCESS CS
080.9231.07		(2xB)+(2xH)	ACCESS CS

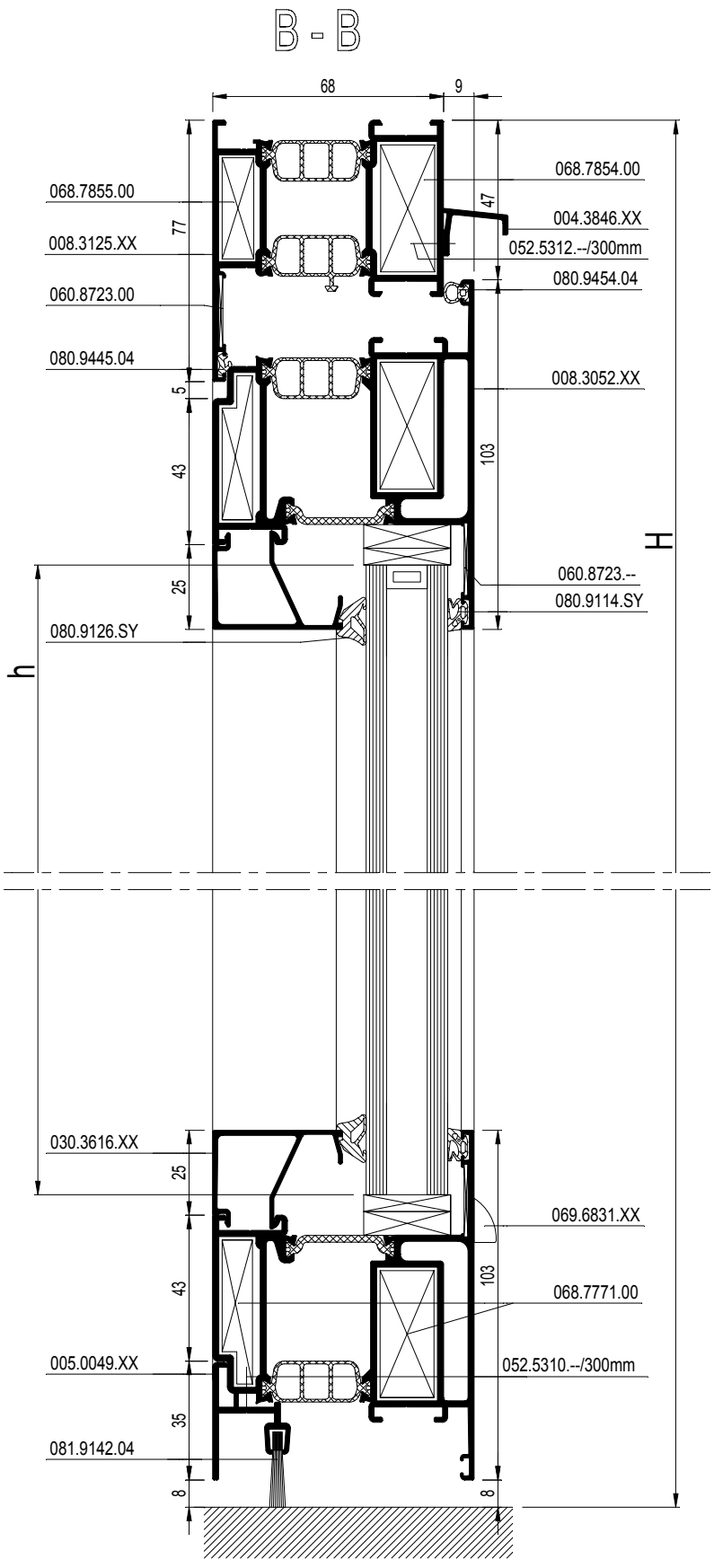

schaal - échelle
scale - Maßstab
1/2

D0078507

CS 77

RAAMDEUR NAAR BUITENDRAAIEND
PORTE-FENETRE A LA FRANCAISE VERS L'EXTERIEUR
WINDOW-DOOR OUTWARD OPENING
FENSTERTUER NACH AUSSEN OEFFNEND

REYNAERS aluminium

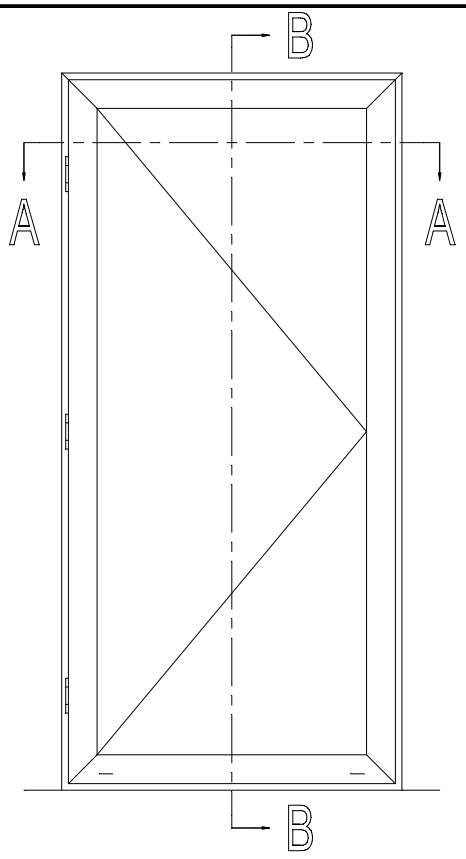

			#	Lm	
008.3425.XX			1	B	13.C....
			1	H	
			1	H	
008.3421.XX			2	B - 87	13.C....
			2	H - 51.5	
030.3614.XX			2	B - 267	13.C....
			2	H - 281.5	
004.3846.XX			1	B	13.C....
005.2034.XX			1	B - 137	13.C....

b = B - 279
h = H - 243.5

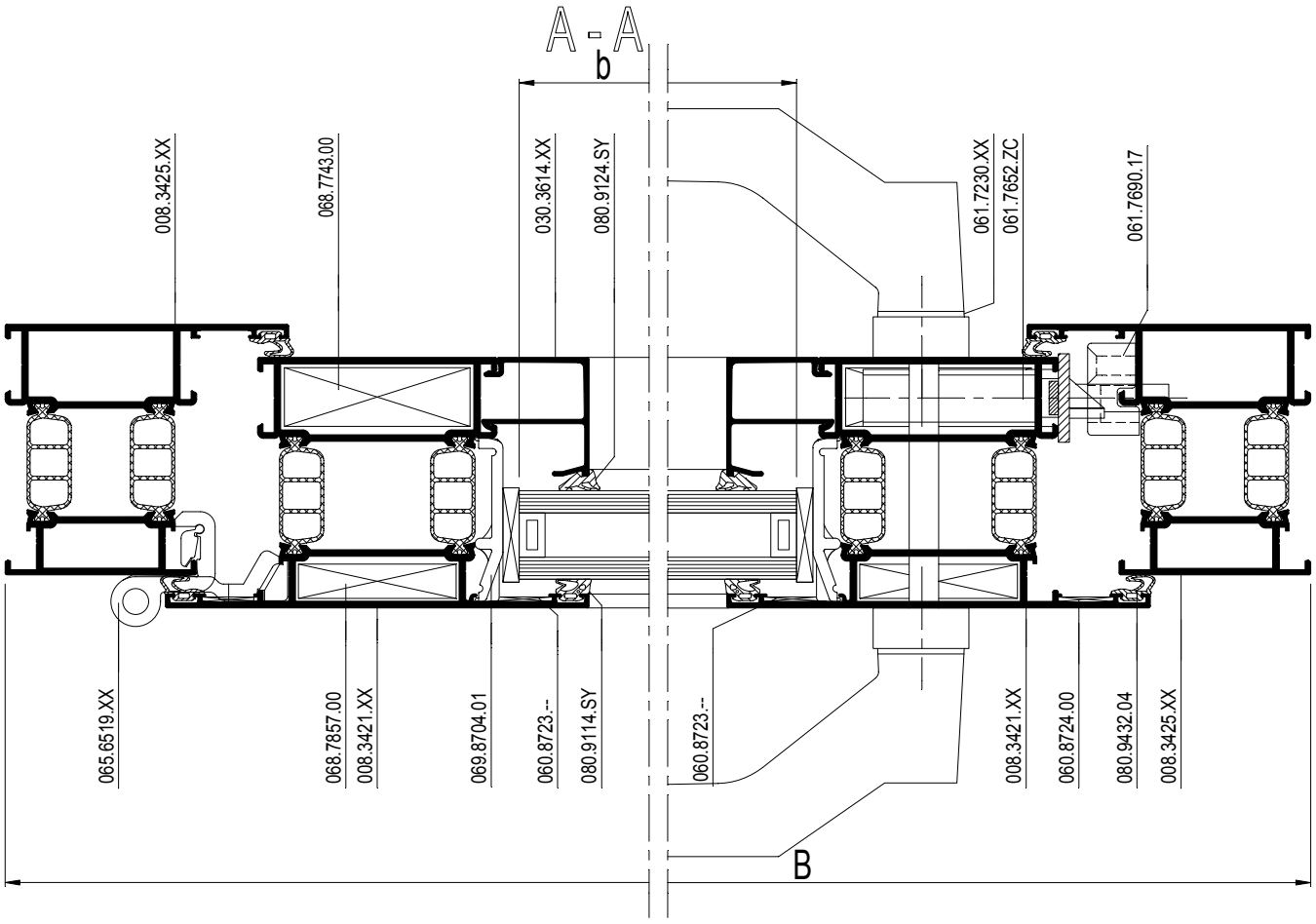

D0009071

CS 77

RAAMDEUR NAAR BUITENDRAAIEND
PORTE-FENETRE A LA FRANCAISE VERS L'EXTERIEUR
WINDOW-DOOR OUTWARD OPENING
FENSTERTUER NACH AUSSEN OEFFNEND

REYNAERS aluminium

		#	☞
060.8723.--		4	ACCESS CS
060.8724.00		6	ACCESS CS
068.7854.00		2	ACCESS CS
068.7855.00		2	ACCESS CS
068.7856.00		4	ACCESS CS
068.7857.00		4	ACCESS CS
061.7690.17		1	OPENING SYST.
052.5316.--		3	ACCESS CS
065.6519.XX		15E.F....	OPENING SYST.
061.7230.XX		1	ACCESS CS
050.5083.--		3	ACCESS CS
061.6970.XX		1	OPENING SYST.
052.5311.--		2	ACCESS CS
061.7652.ZC	1	1	OPENING SYST.
052.5316.--		2	ACCESS CS
061.7037.--		1	OPENING SYST.
052.5310.--		1/300mm	ACCESS CS
052.5312.--		1/300mm	ACCESS CS
069.6831.XX		13.F....	ACCESS CS
069.8704.01		13.F....	ACCESS CS
080.9432.04		(4xB) + (4xH)	ACCESS CS
080.9114.SY		(2xb) + (2xh)	ACCESS CS
080.9124.SY		(2xb) + (2xh)	ACCESS CS
081.9142.04		B - 137	OPENING SYST.

Variant HI / Variante HI / Variant HI / Variante HI

080.9625.07		(2xb) + (2xh)	ACCESS CS
080.9231.07		(2xB)+(2xH)	ACCESS CS

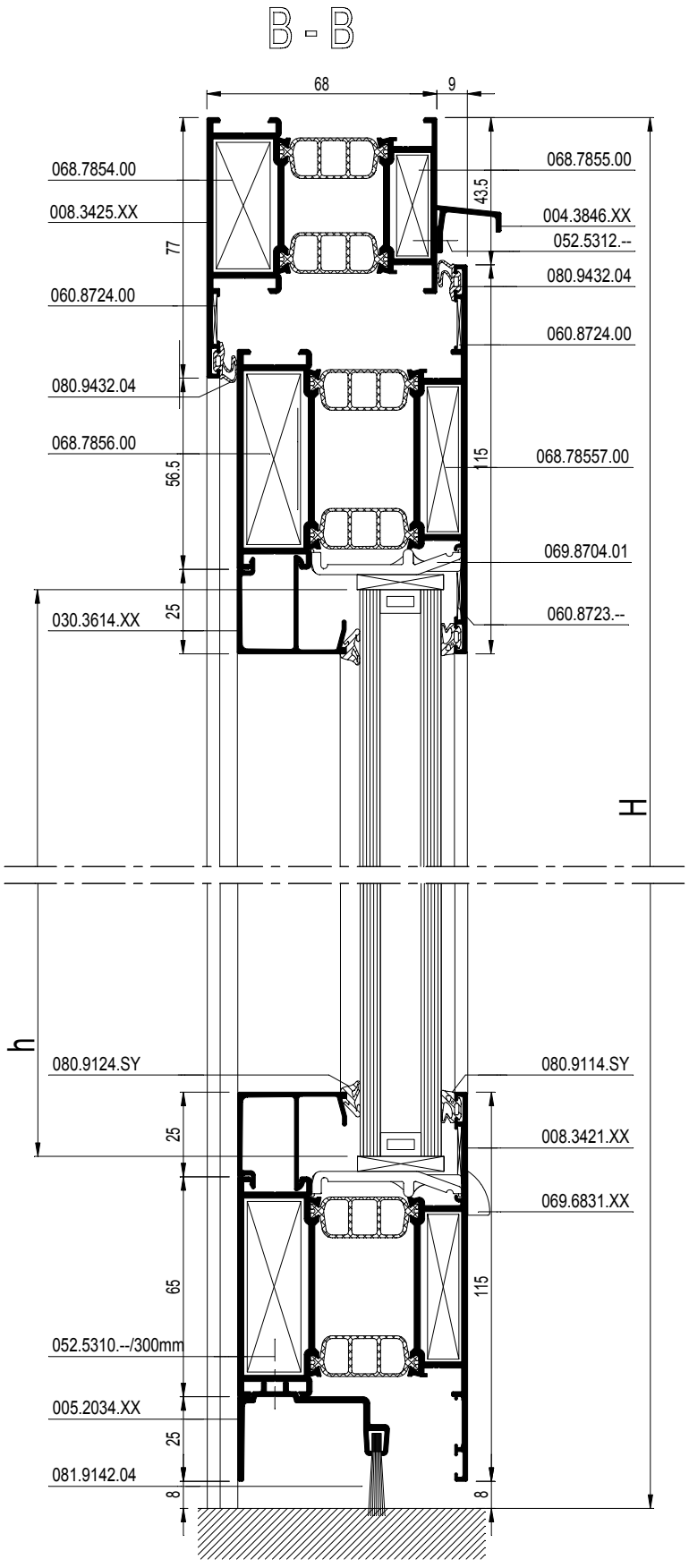

schaal - échelle
Maßstab - scale
1/2

D0009071

CS 77

DUBBELE RAAMDEUR NAAR BUITENDRAAIEND
PORTE-FENETRE DOUBLE OUVRANT VERS L'EXTERIEUR
DOUBLE WINDOW-DOOR OUTWARD OPENING
ZWEIFLUEGELIGE FENSTERTUER NACH AUSSEN OEFFNEND

REYNAERS aluminium

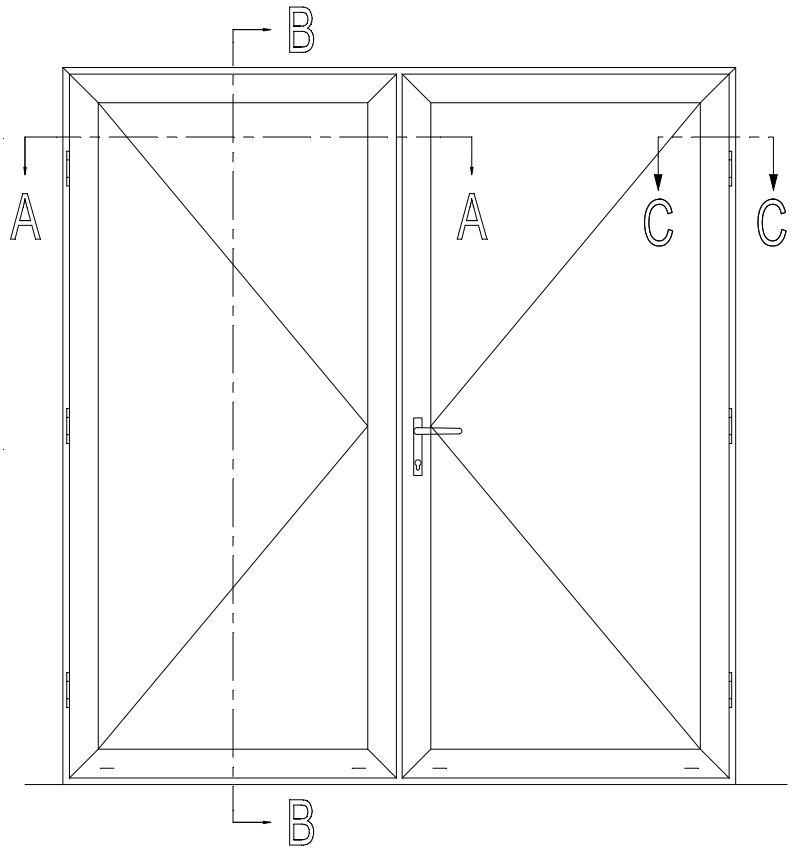

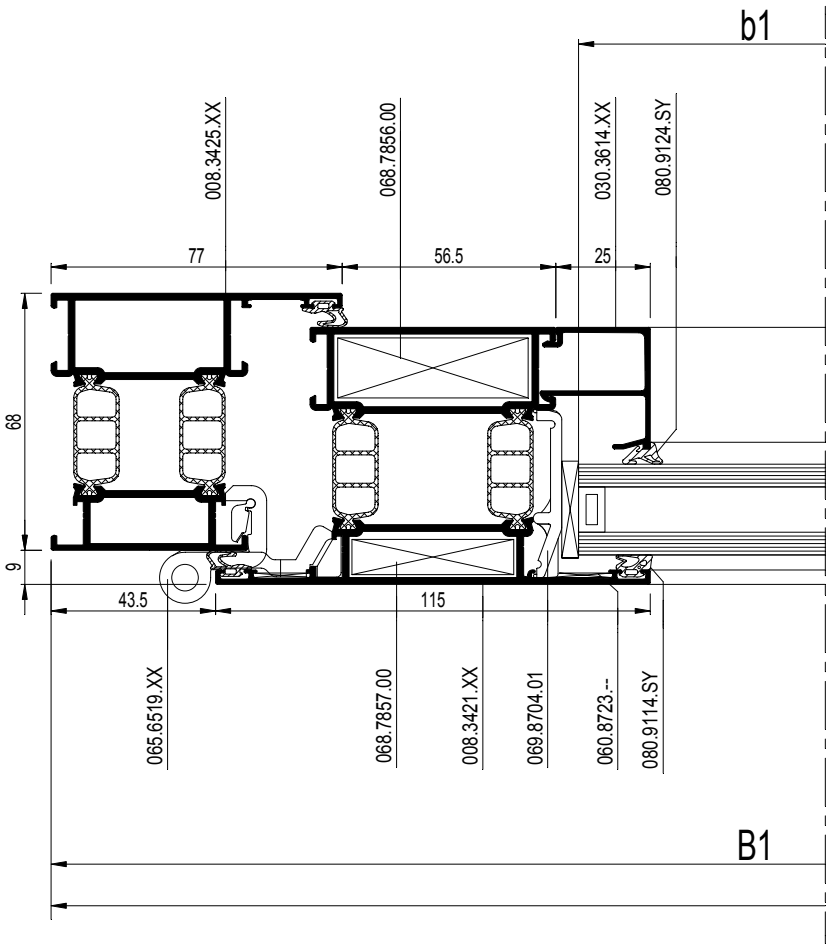

schaal - échelle
scale - Maßstab
1/2

D0021555

Werktekeningen
Coupes et débits
Work drawings
Werkzeichnungen

13.E.056
03/2010

CS 77

DUBBELE RAAMDEUR NAAR BUITENDRAAIEND
PORTE-FENETRE DOUBLE OUVRANT VERS L'EXTERIEUR
DOUBLE WINDOW-DOOR OUTWARD OPENING
ZWEIFLUEGELIGE FENSTERTUER NACH AUSSEN OEFFNEND

REYNAERS aluminium

			#	Lm	
008.3425.XX			1	B	13.C....
			1	H	
			1	H	
008.3421.XX			2	B1 - 46	13.C....
			2	B2 - 46	
			4	H - 51.5	
008.3415.XX			1	H - 61.5	13.C....
005.2034.XX			1	B1 - 96	13.C....
			1	B2 - 96	
004.3846.XX			1	B	13.C....
030.3614.XX			2	B1 - 226	13.C....
			2	B2 - 226	
			4	H - 281.5	
004.3140.17			1	190	13.C....

b1 = B1 - 238
h = H - 243.5
b2 = B2 - 238

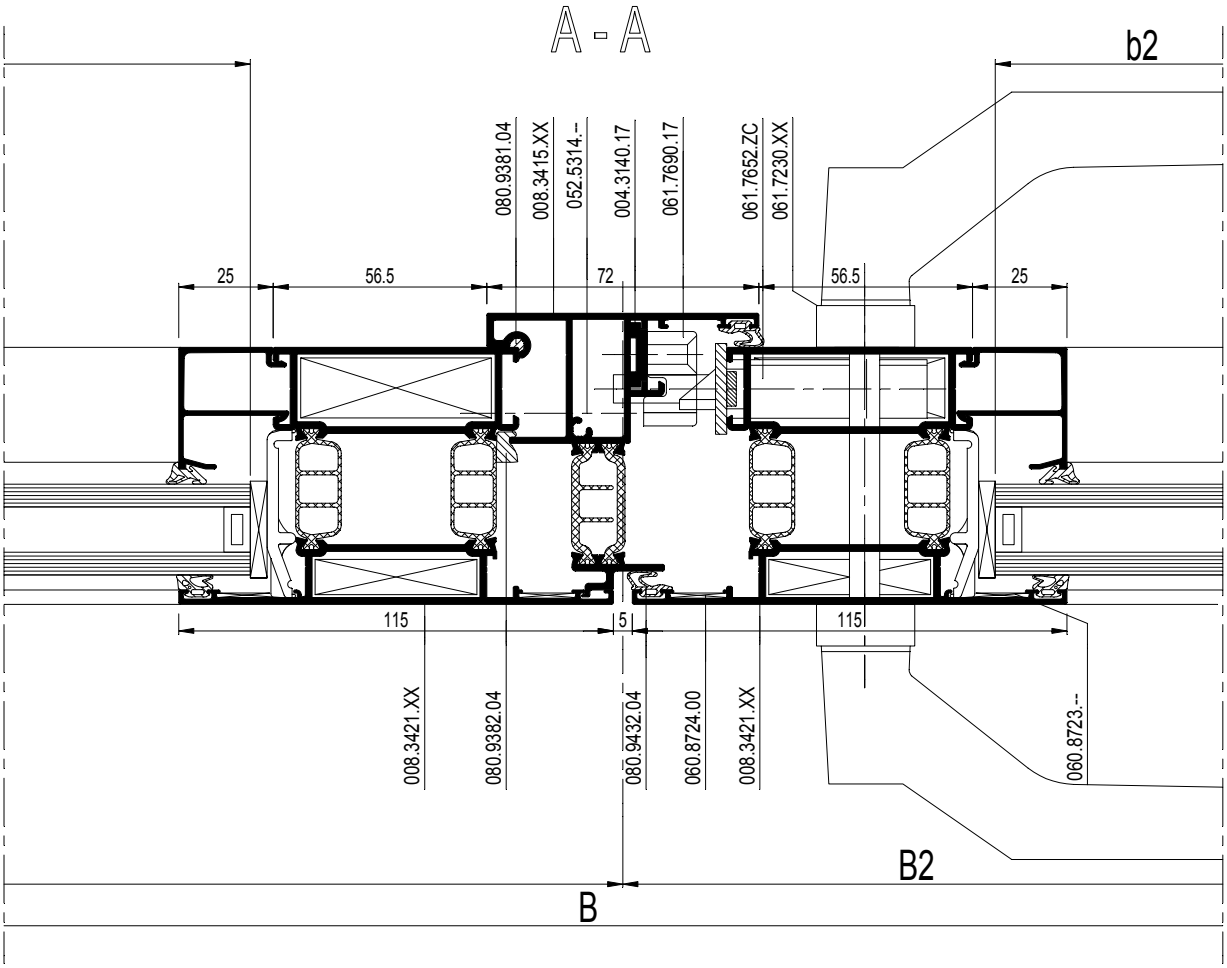

schaal - échelle
scale - Maßstab
1/2

D0021555

CS 77

DUBBELE RAAMDEUR NAAR BUITENDRAAIEND
PORTE-FENETRE DOUBLE OUVRANT VERS L'EXTERIEUR
DOUBLE WINDOW-DOOR OUTWARD OPENING
ZWEIFLUEGELIGE FENSTERTUER NACH AUSSEN OEFFNEND

REYNAERS aluminium

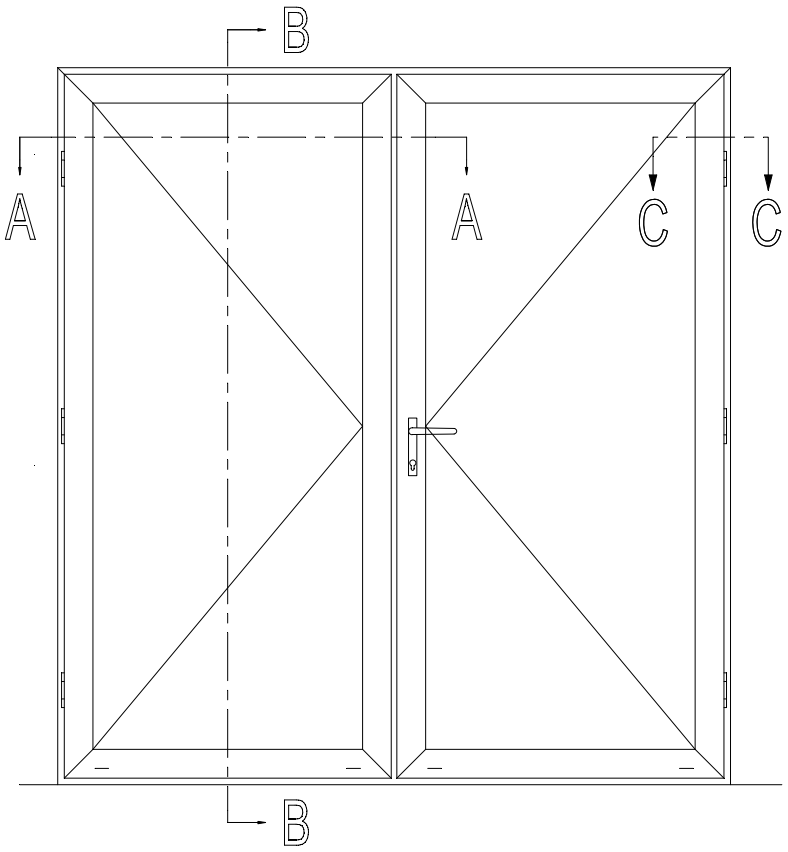

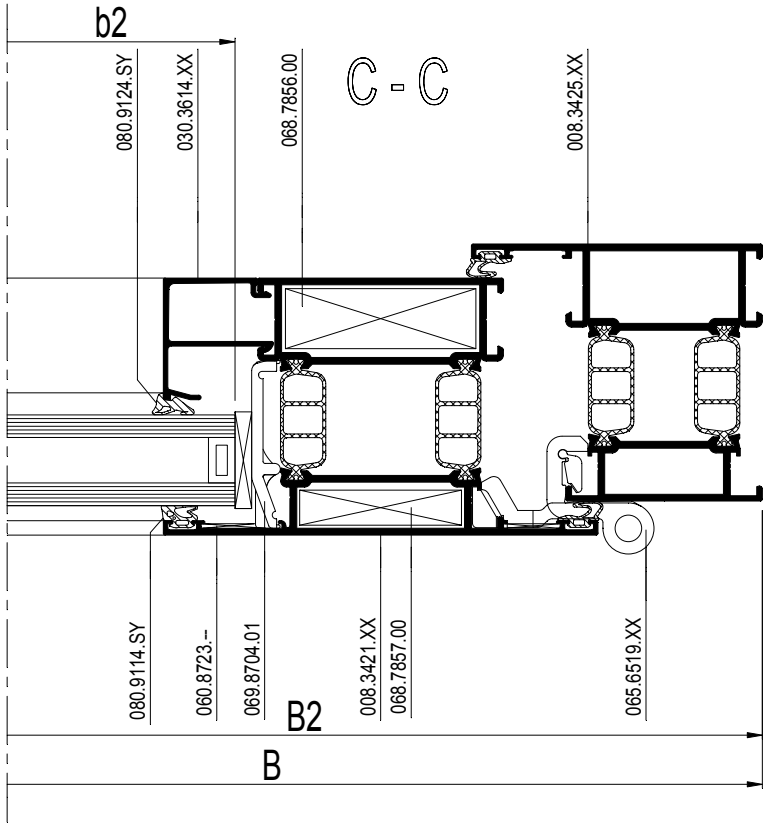

schaal - échelle
scale - Maßstab
1/2

D0021560

Werktekeningen
Coupes et débits
Work drawings
Werkzeichnungen

13.E.058
03/2010

CS 77

DUBBELE RAAMDEUR NAAR BUITENDRAAIEND
PORTE-FENETRE DOUBLE OUVRANT VERS L'EXTERIEUR
DOUBLE WINDOW-DOOR OUTWARD OPENING
ZWEIFLUEGELIGE FENSTERTUER NACH AUSSEN OEFFNEND

REYNAERS aluminium

		#	☞
060.8723.--		8	ACCESS CS
060.8724.00		10	ACCESS CS
068.7854.00		2	ACCESS CS
068.7855.00		2	ACCESS CS
068.7956.00		8	ACCESS CS
068.7857.00		8	ACCESS CS
052.5314.--		1/300mm	ACCESS CS
065.6519.XX		15E.F...	OPENING SYST.
061.7230.XX		1	ACCESS CS
050.5083.--		3	ACCESS CS
061.7652.ZC		1	OPENING SYST.
052.5316.--		2	ACCESS CS
061.7037.--		1	OPENING SYST.
061.7690.17		1	OPENING SYST.
052.5316.--		3	ACCESS CS
061.7188.--		2	OPENING SYST.
061.7191.17		1	OPENING SYST.
061.7200.--		1	OPENING SYST.
052.5317.--		2	ACCESS CS
069.6831.XX		13.F....	ACCESS CS
069.8704.01		13.F....	ACCESS CS
052.5312.--		1/300mm	ACCESS CS
052.5310.--		1/300mm	ACCESS CS
080.9381.04		1xH	ACCESS CS
080.9382.04		1xH	ACCESS CS
080.9432.04		(1xB)+(1xB1)+	ACCESS CS
		(1xB2)+(6xH)	
080.9114.SY		(2xb1)+(2xh)	ACCESS CS
		(2xb2)+(2xh)	
080.9124.SY		(2xb1)+(2xh)	ACCESS CS
		(2xb2)+(2xh)	
081.9142.04		B1 - 62	OPENING SYST.
		B2 - 76	

Variant HI / Variante HI / Variant HI / Variante HI

080.9625.07		(2xb1)+(2xh)	ACCESS CS
		(2xb2)+(2xh)	
080.9231.07		(2xB)+(2xH)	ACCESS CS

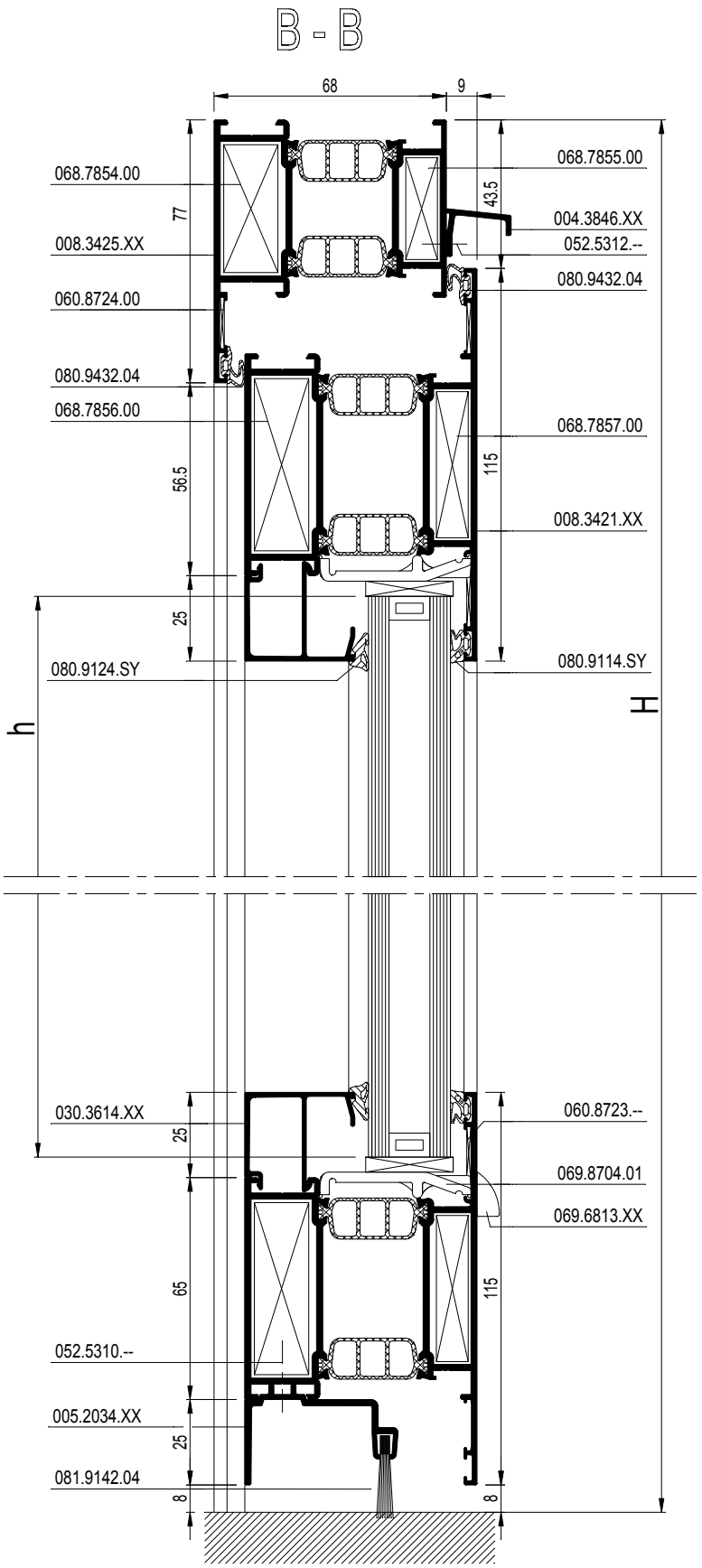

schaal - échelle
scale - Maßstab
1/2

D0021560

CS 77-HV

DRAAIRAAM
FENETRE OUVRANT A LA FRANCAISE
SIDE-HUNG WINDOW
DREHFENSTER

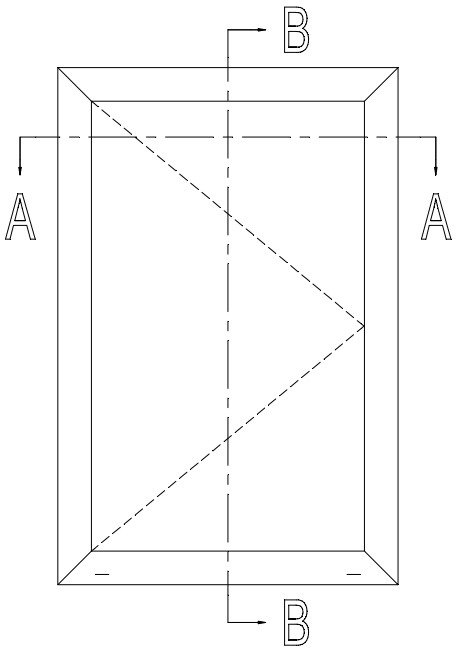

			#	Lm	
008.4536.XX			2	B	13.C....
			2	H	
008.2504.XX			2	B - 42	13.C....
			2	H - 42	
005.1533.XX			2	B - 119	13.C....
			2	H - 151	
001.0075.17			-	13.F....	13.C....

b = B - 128
h = H - 128

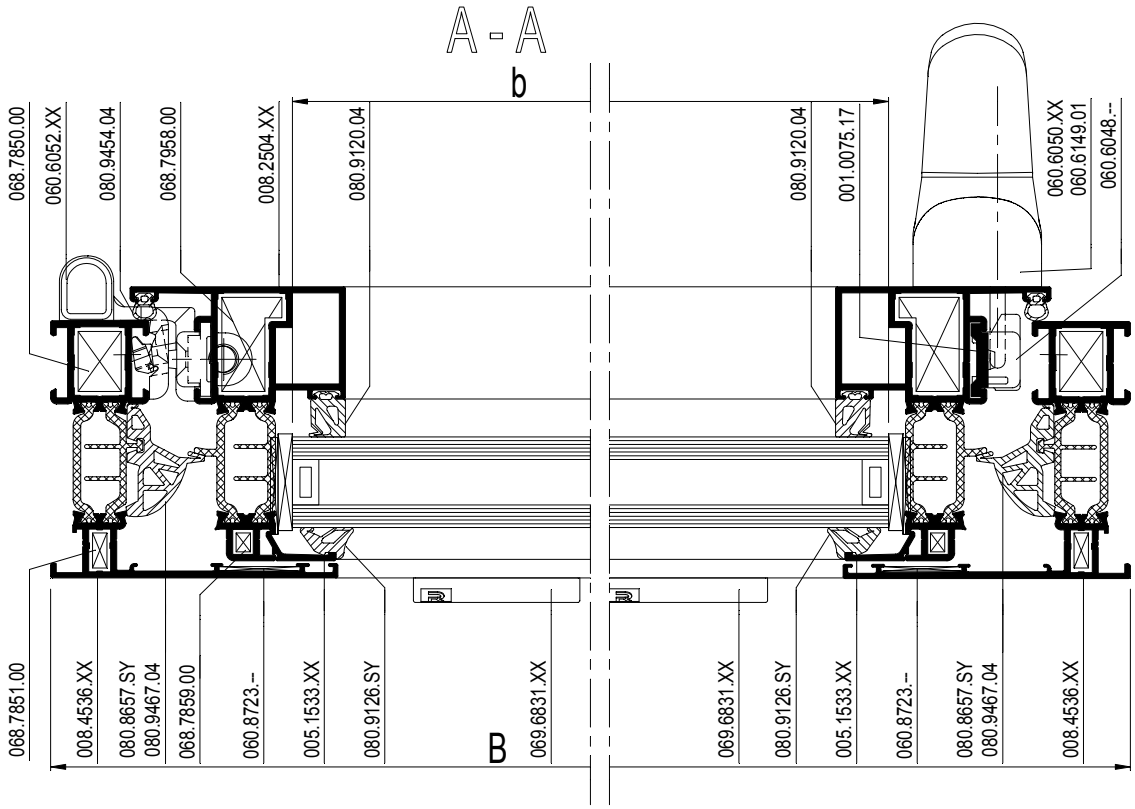

schaal - échelle
scale - Maßstab
1/2

D0009072

CS 77-HV

DRAAIRAAM
FENETRE OUVRANT A LA FRANCAISE
SIDE-HUNG WINDOW
DREHFENSTER

REYNAERS aluminium

		#	☞
060.8723.--		4	ACCESS CS
068.7850.00		4	ACCESS CS
068.7851.00		4	ACCESS CS
068.7958.00		4	ACCESS CS
068.7859.00		4	ACCESS CS
060.6048.--		15E.F....	OPENING SYST.
060.6052.XX		15E.F....	OPENING SYST.
060.6050.XX		1	OPENING SYST.
060.6149.01		1	ACCESS CS
069.6831.XX		13.F....	ACCESS CS
080.9454.04		(2xB) + (2xH)	ACCESS CS
080.9657.SY		(2xB) + (2xH)	ACCESS CS
080.9467.04		4	ACCESS CS
080.9120.04		(2xB) + (2xH)	ACCESS CS
080.9126.SY		(2xB) + (2xH)	ACCESS CS

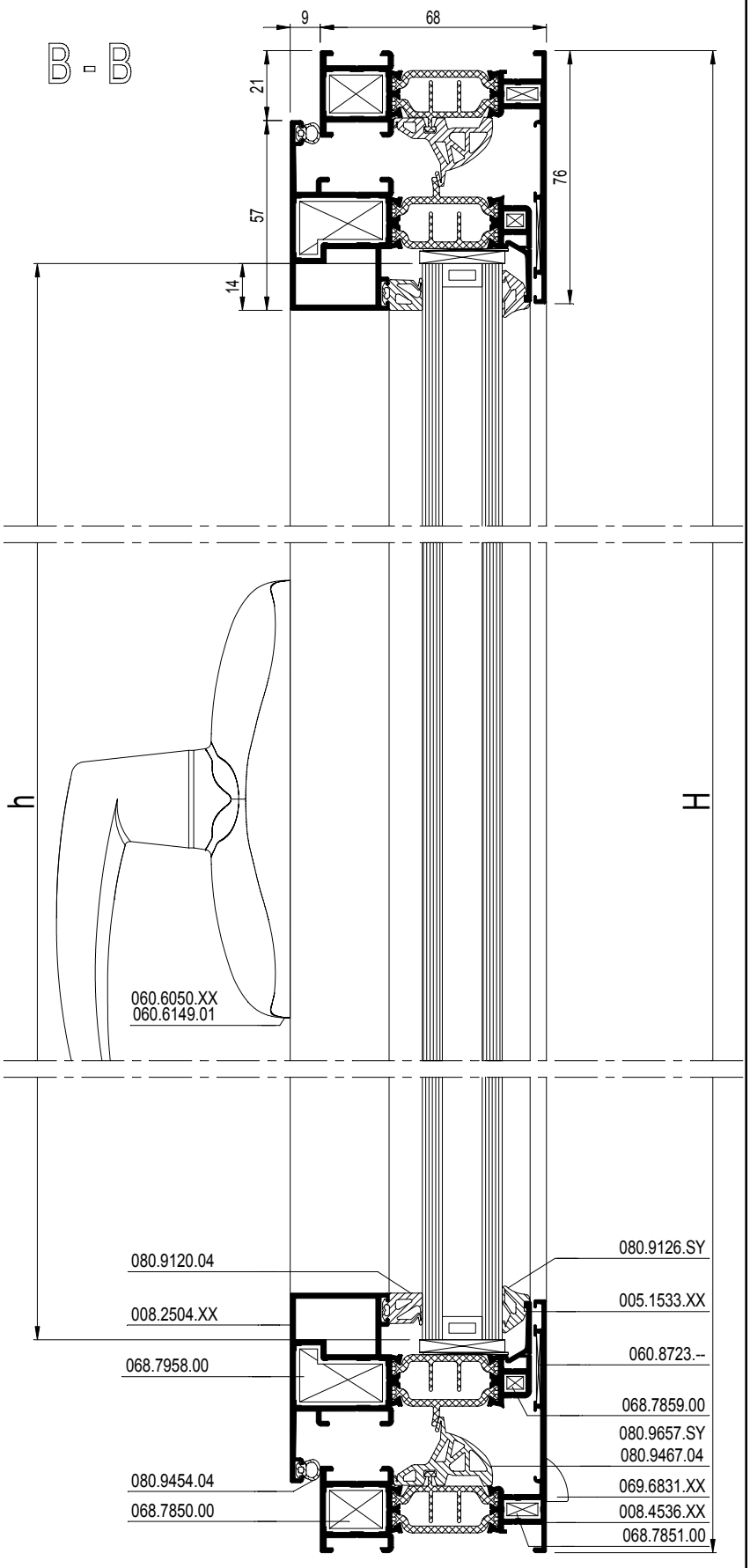

schaal - échelle
scale - Maßstab
1/2

D0009072

Werktekeningen
Coupes et débits
Work drawings
Werkzeichnungen

CS 77-HV

DRAAIKIPRAAM
FENETRE OSCILLO-BATTANTE
TURN AND TILT WINDOW
DREHKIPPFENSTER

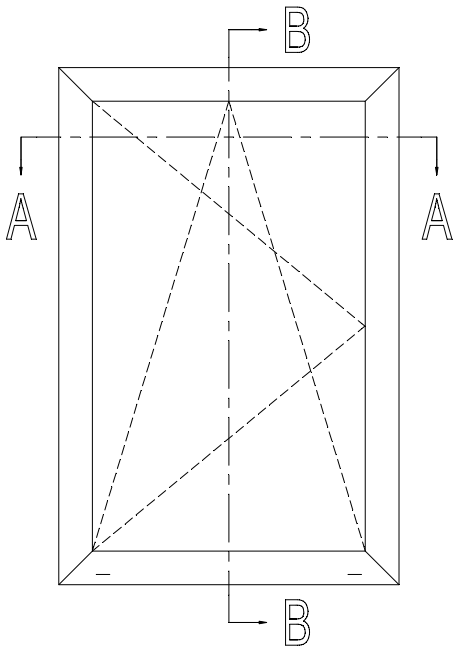

			#	Lm	
008.4536.XX			2	B	13.C....
			2	H	
008.2504.XX			2	B - 42	13.C....
			2	H - 42	
005.1533.XX			2	B - 119	13.C....
			2	H - 151	
001.0075.17			-	13.F....	13.C....

b = B - 128
h = H - 128

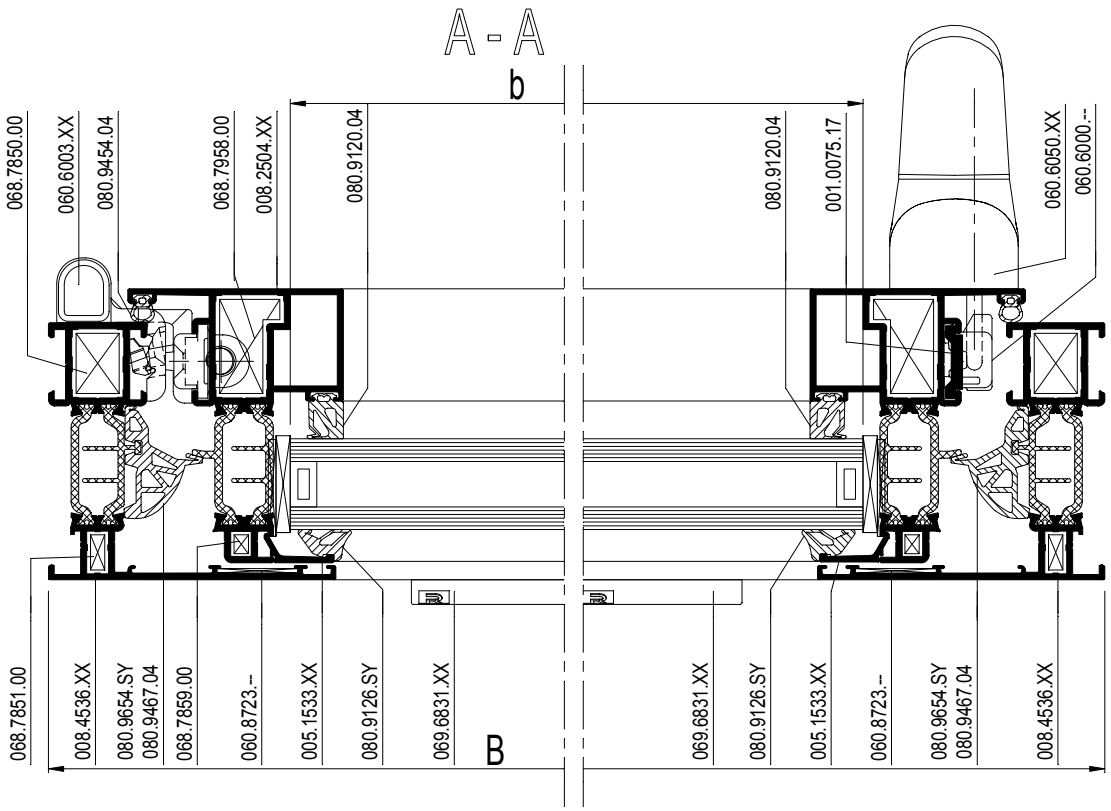

schaal - échelle
scale - Maßstab
1/2

D0009073

CS 77-HV

DRAAIKIPRAAM
FENETRE OSCILLO-BATTANTE
TURN AND TILT WINDOW
DREHKIPPFENSTER

		#	
060.8723.--		4	ACCESS CS
068.7850.00		4	ACCESS CS
068.7851.00		4	ACCESS CS
068.7958.00		4	ACCESS CS
068.7859.00		4	ACCESS CS
060.6000.--		15E.F....	OPENING SYST.
060.6003.XX		15E.F....	OPENING SYST.
060.6050.XX		1	OPENING SYST.
069.6831.XX		13.F....	ACCESS CS
080.9454.04		(2xB) + (2xH)	ACCESS CS
080.9657.SY		(2xB) + (2xH)	ACCESS CS
080.9467.04		4	ACCESS CS
080.9120.04		(2xB) + (2xH)	ACCESS CS
080.9126.SY		(2xB) + (2xH)	ACCESS CS

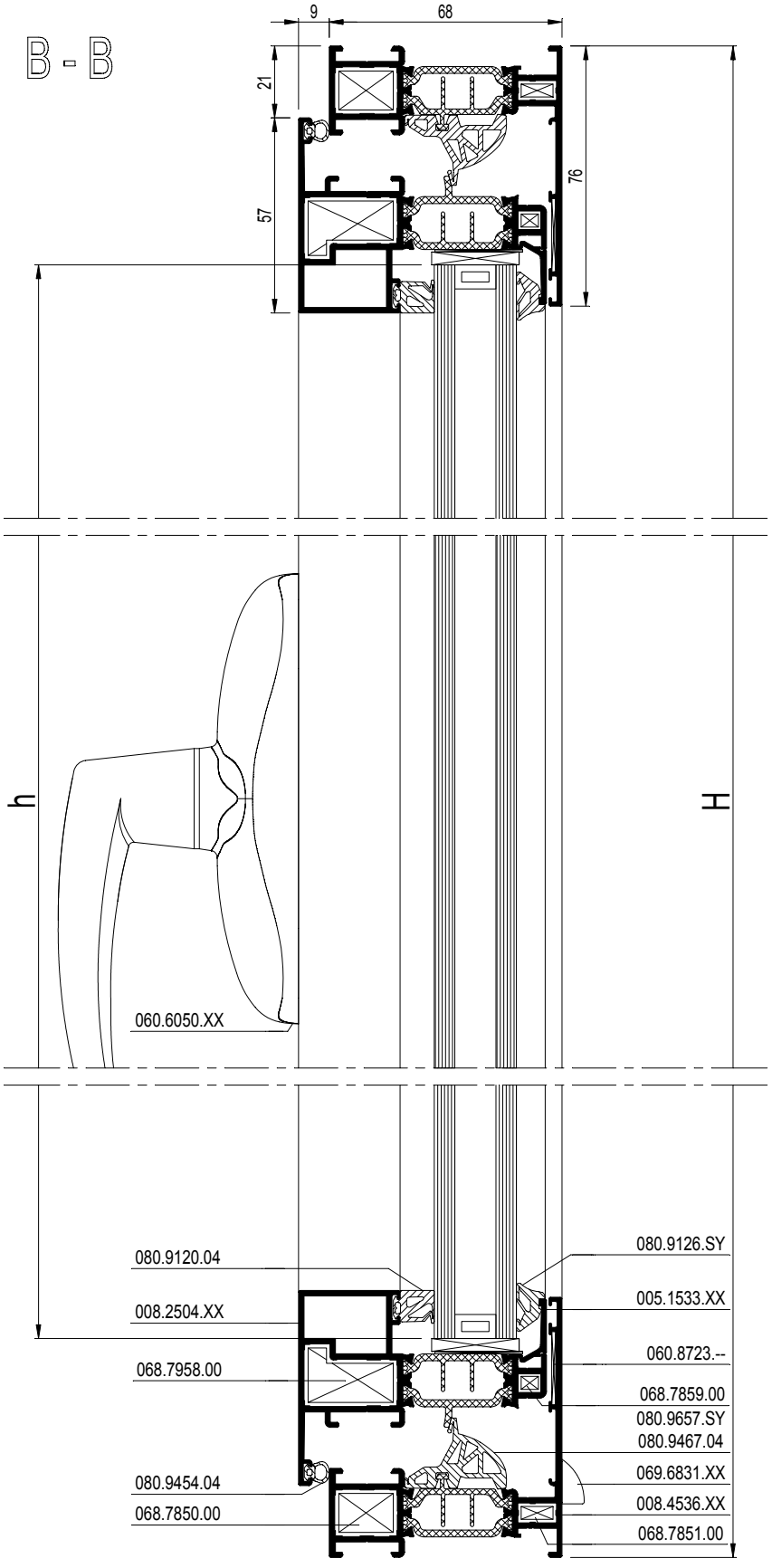

schaal - échelle
scale - Maßstab
1/2

D0009073

CS 77-HV

STOLP-KIPRAAM
FENETRE DOUBLE OUVRANTE BATTANTE
DOUBLE CASEMENT TILT WINDOW
STULP-DREHKIPPFENSTER

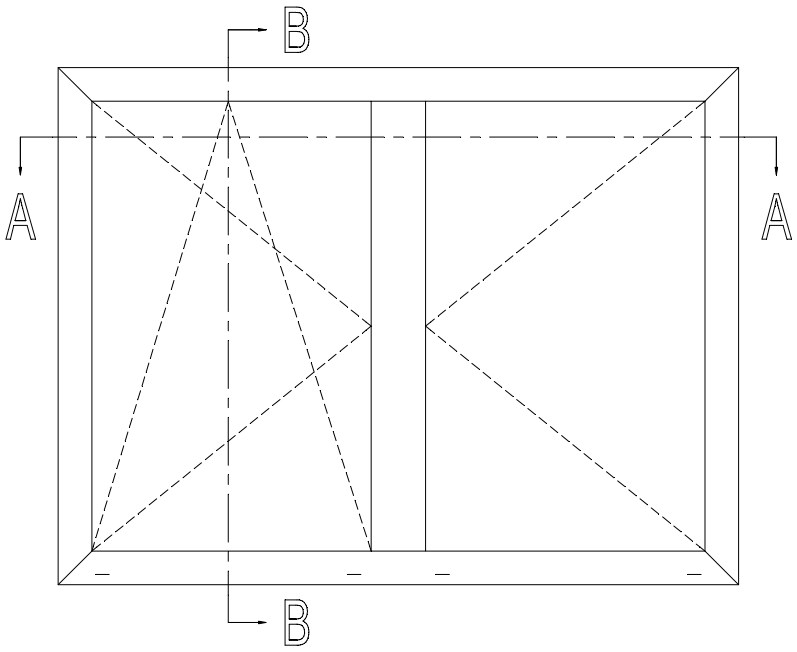

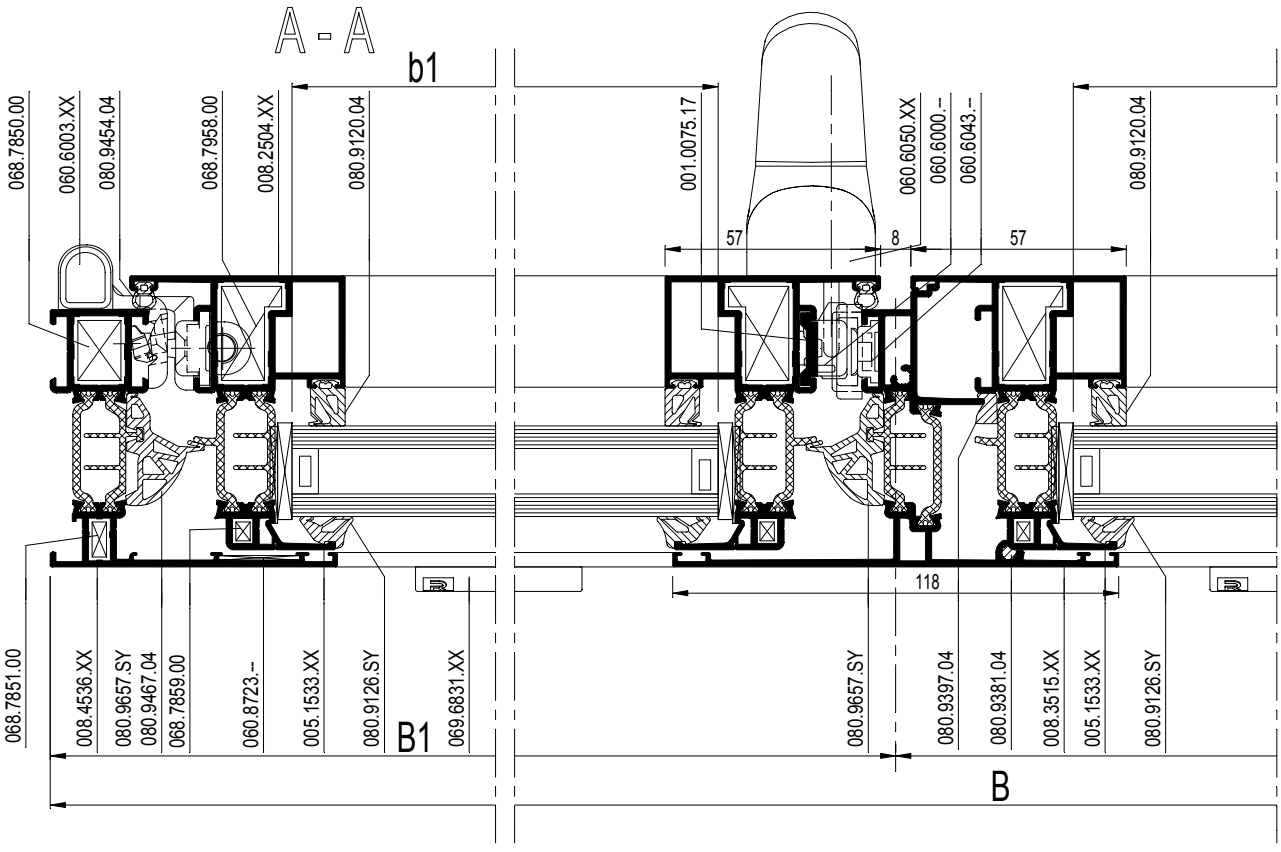

schaal - échelle
scale - Maßstab
1/2

D0009074

CS 77-HV

STOLP-KIPRAAM
FENETRE DOUBLE OUVRANTE BATTANTE
DOUBLE CASEMENT TILT WINDOW
STULP-DREHKIPPFENSTER

			#	Lm	
008.4536.XX			2	B	13.C....
			2	H	
008.2504.XX			2	B1 - 25	13.C....
			2	B2 - 25	
			4	H - 42	
008.3515.XX			1	H - 154	13.C....
005.1533.XX			2	B1 - 102	13.C....
			2	B2 - 102	
			4	H - 151	
001.0075.17			-	13.F....	13.C....
			-	13.F....	

b1 = B1 - 111
h = H - 128
b2 = B2 - 111
h = H - 128

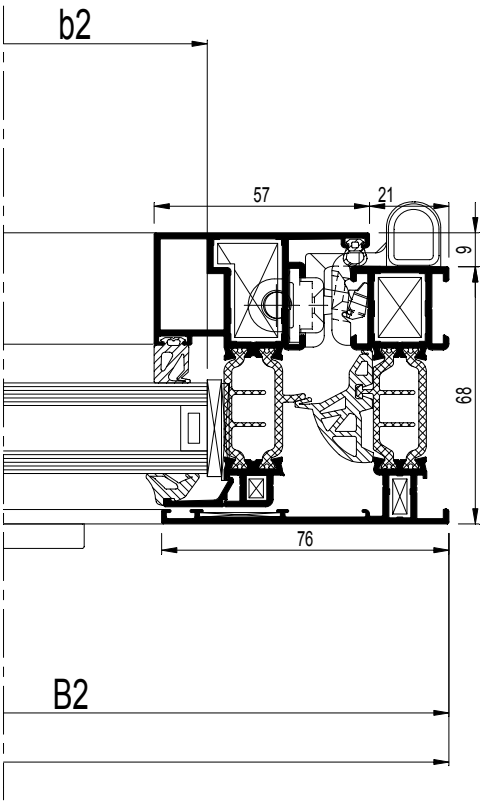

schaal - échelle
scale - Maßstab
1/2

D0009074

CS 77-HV

STOLP-KIPRAAM
FENETRE DOUBLE OUVRANTE BATTANTE
DOUBLE CASEMENT TILT WINDOW
STULP-DREHKIPPFENSTER

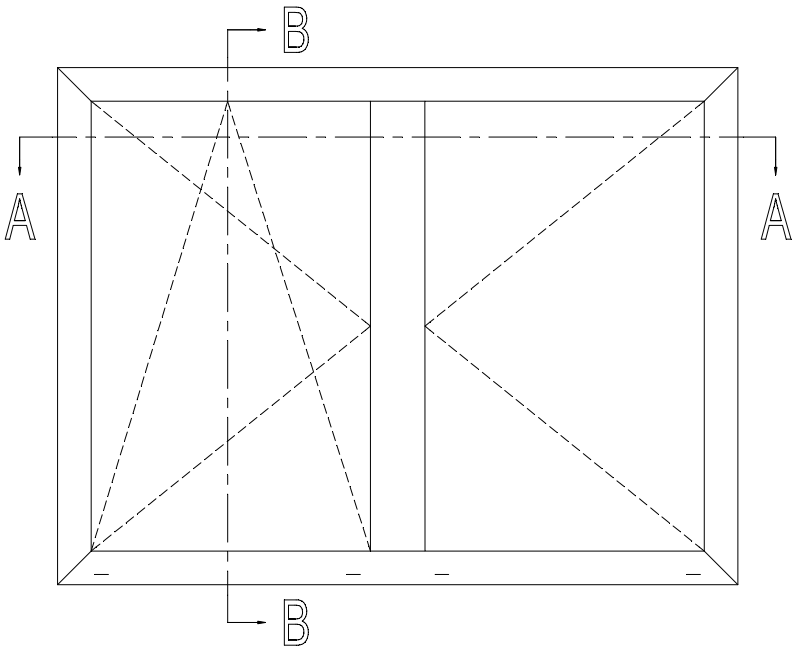

		#	☞
060.8723.--		4	ACCESS CS
068.7850.00		4	ACCESS CS
068.7851.00		4	ACCESS CS
068.7958.00		8	ACCESS CS
068.7859.00		8	ACCESS CS
069.6786.04		1	ACCESS CS
052.5328.--		2	ACCESS CS
060.6000.--		15E.F....	OPENING SYST.
060.6003.XX		15E.F....	OPENING SYST.
060.6050.XX		1	OPENING SYST.
060.6043.--		15E.F....	OPENING SYST.
060.6052.XX		15E.F....	OPENING SYST.
052.5318.--		1/300mm	ACCESS CS
069.6831.XX		13.F....	ACCESS CS
080.9381.04		H	ACCESS CS
080.9397.04		H	ACCESS CS
080.9454.04		(2xB) + (3xH)	ACCESS CS
080.9657.SY		(2xB) + (3xH)	ACCESS CS
080.9467.04		4	ACCESS CS
080.9120.04		(2xb1) + (2xh)	ACCESS CS
		(2xb2) + (2xh)	
080.9126.SY		(2xb1) + (2xh)	ACCESS CS
		(2xb2) + (2xh)	

D0009075

CS 77-HV

STOLP-KIPRAAM
FENETRE DOUBLE OUVRANTE BATTANTE
DOUBLE CASEMENT TILT WINDOW
STULP-DREHKIPPFENSTER

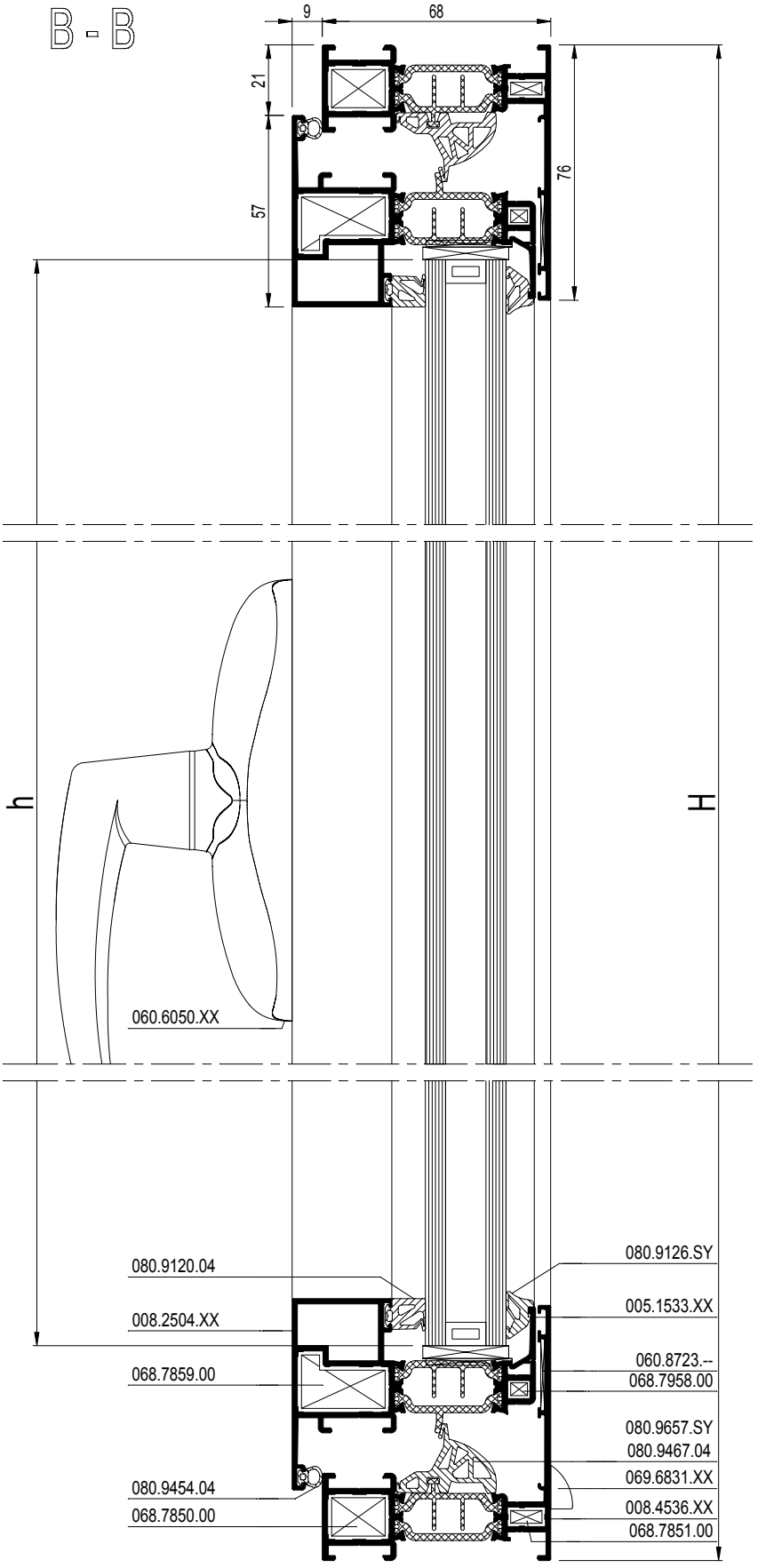

schaal - échelle
scale - Maßstab
1/2

D0009075

CS 77-HV

SAMENGESTELD RAAM
FENETRE COMPOSEE
COMPOSITE WINDOW
FENSTER MIT FESTEM PFOSTEN

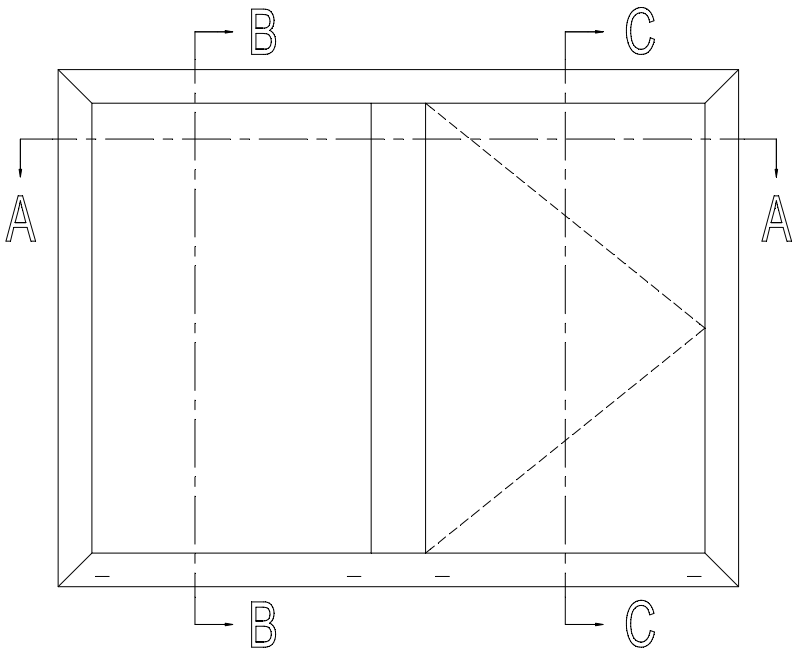

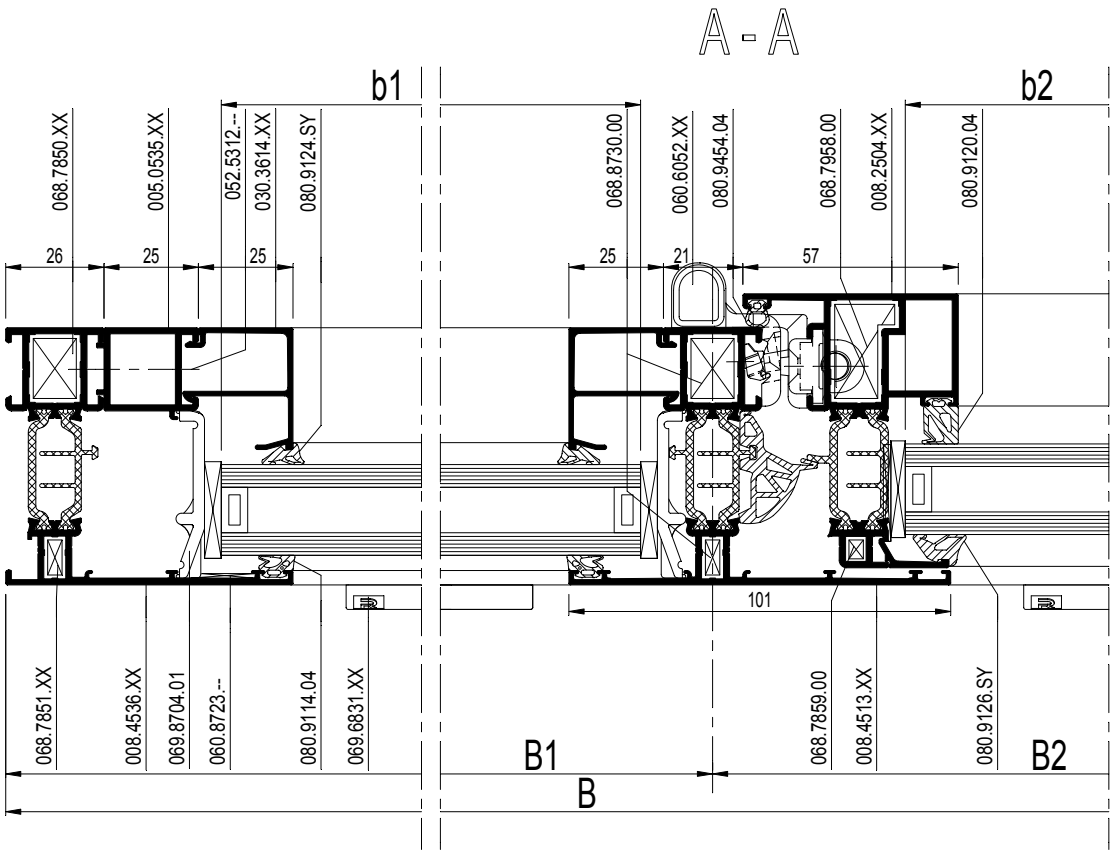

schaal - échelle
scale - Maßstab
1/2

D0009076

CS 77-HV

SAMENGESTELD RAAM
FENETRE COMPOSEE
COMPOSITE WINDOW
FENSTER MIT FESTEM PFOSTEN

		#	Lm	
008.4536.XX		2	B	13.C....
		2	H	
008.2504.XX		2	B2 - 29	13.C....
		2	H - 42	
008.4513.XXX		1	H - 52	13.C....
005.1533.XX		2	B2 - 106	13.C....
		2	H - 151	
005.0535.XX		2	B1 - 39	13.C....
		2	H - 102	
030.3614.XX		2	B1 - 64	13.C....
		2	H - 152	
001.0075.17		-	13.F....	13.C....

b1 = B1 - 76
h1 = H - 114
b2 = B2 - 115
h2 = H - 128

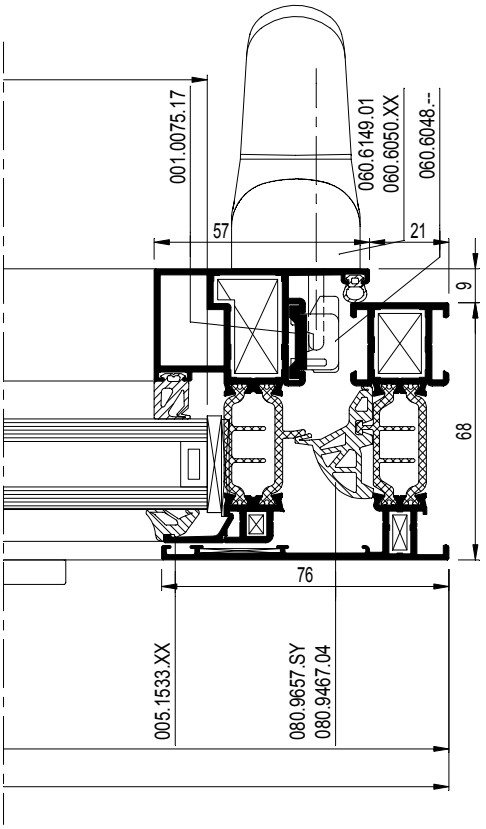

schaal - échelle
scale - Maßstab
1/2

D0009076

CS 77-HV

SAMENGESTELD RAAM
FENETRE COMPOSEE
COMPOSITE WINDOW
FENSTER MIT FESTEM PFOSTEN

REYNAERS aluminium

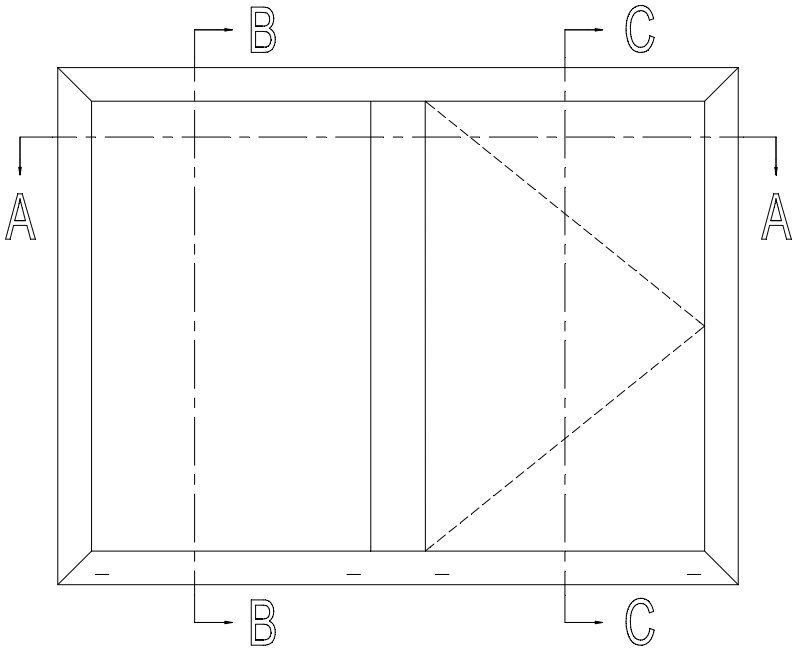

		#	
060.8723.--		4	ACCESS CS
068.7850.00		4	ACCESS CS
068.7851.00		4	ACCESS CS
068.7958.00		4	ACCESS CS
068.7859.00		4	ACCESS CS
068.8730.00		2	ACCESS CS
068.8682.04		2	ACCESS CS
060.6048.--		15E.F....	OPENING SYST.
060.6052.XX		15E.F....	OPENING SYST.
060.6050.XX		1	OPENING SYST.
060.6149.01		1	ACCESS CS
052.5310.--		1/300MM	ACCESS CS
069.6831.XX		13.F....	ACCESS CS
080.9454.04		(2xB2) + (2xH)	ACCESS CS
080.9657.SY		(2xB2) + (2xH)	ACCESS CS
080.9467.04		4	ACCESS CS
080.9114.SY		(2xb1) + (2xh)	ACCESS CS
080.9124.SY		(2xb1) + (2xh)	ACCESS CS
080.9126.SY		(2xb2) + (2xh)	ACCESS CS
080.9120.04		(2xb2) + (2xh)	ACCESS CS

B - B

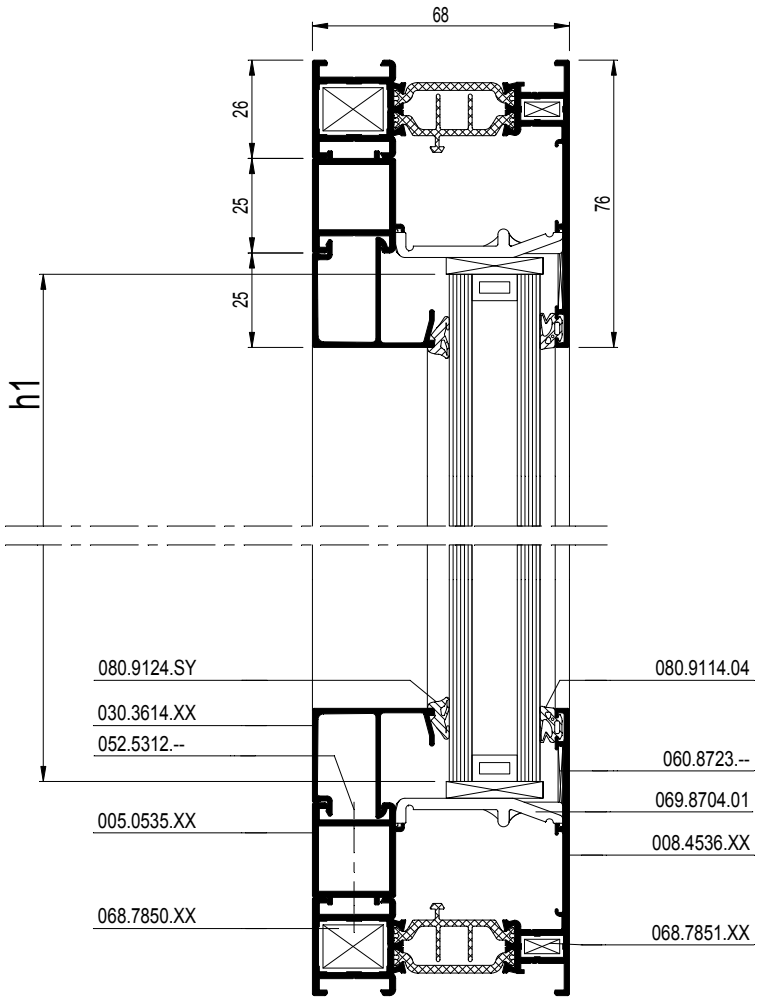

schaal - échelle
scale - Maßstab
1/2

D0009077

CS 77-HV

SAMENGESTELD RAAM
FENETRE COMPOSEE
COMPOSITE WINDOW
FENSTER MIT FESTEM PFOSTEN

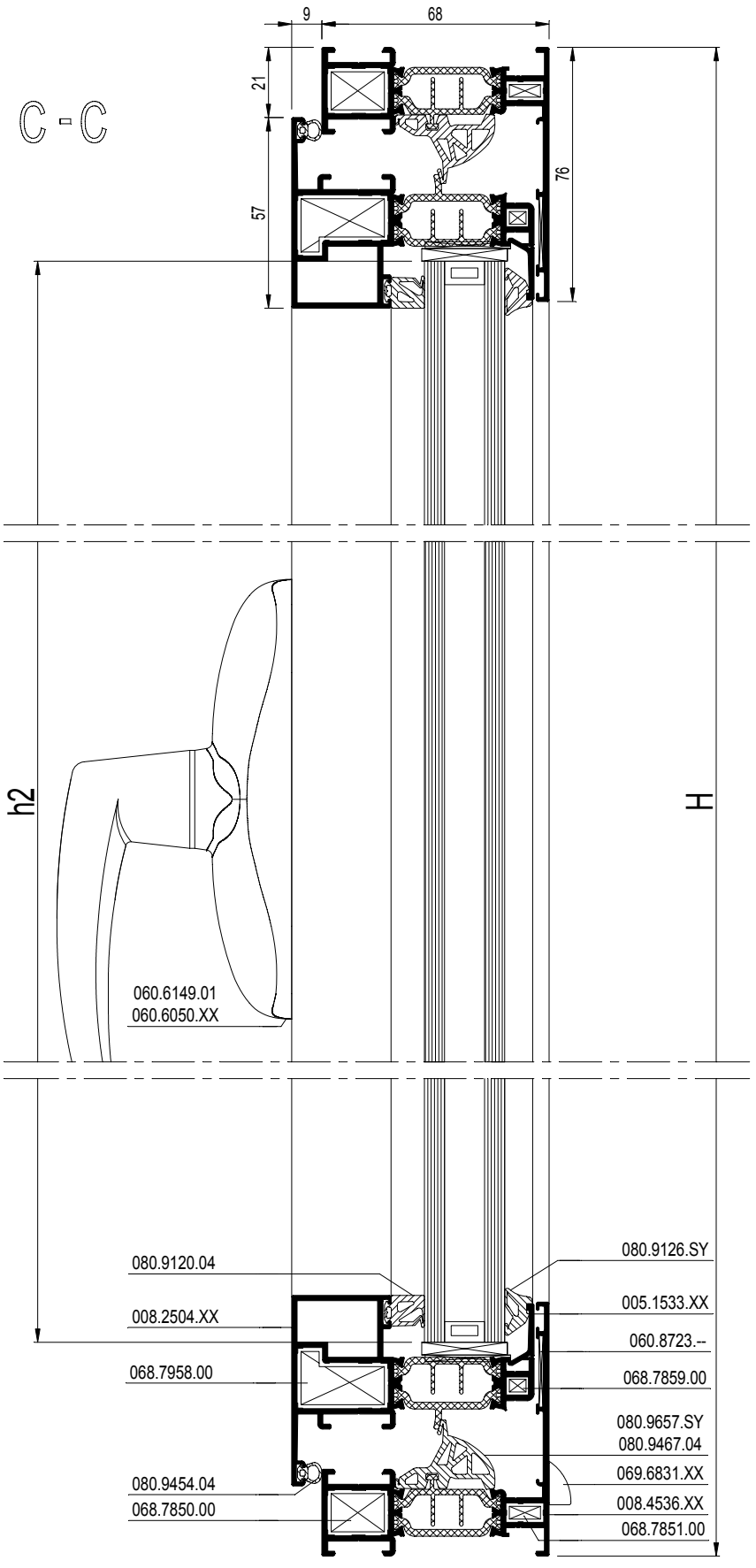

schaal - échelle
scale - Maßstab
1/2

D0009077

CS 77-Re

DRAAIKIPRAAM
FENETRE OSCILLO-BATTANTE
TURN AND TILT WINDOW
DREHKIPPFENSTER

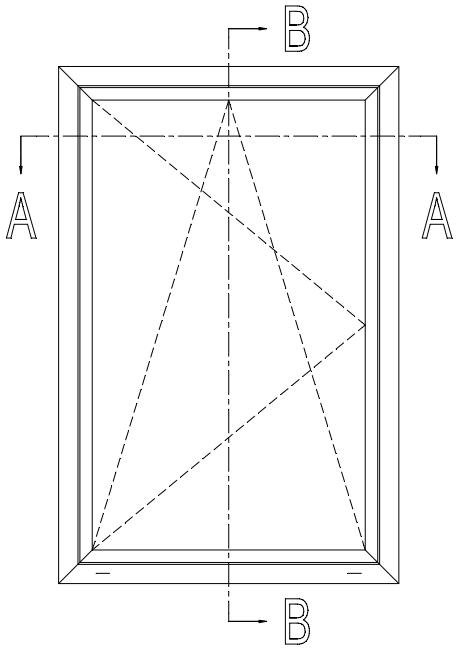

			#	Lm	
008.3236.XX			2	B	13.C....
			2	H	
008.3202.XX			2	B - 42	13.C....
			2	H - 42	
008.0227.XX			1	B - 119.7	13.C....
			1	B - 119.7	
			2	H - 119.7	
001.0075.17			-	13.F....	13.C....

b = B - 140
h = H - 140

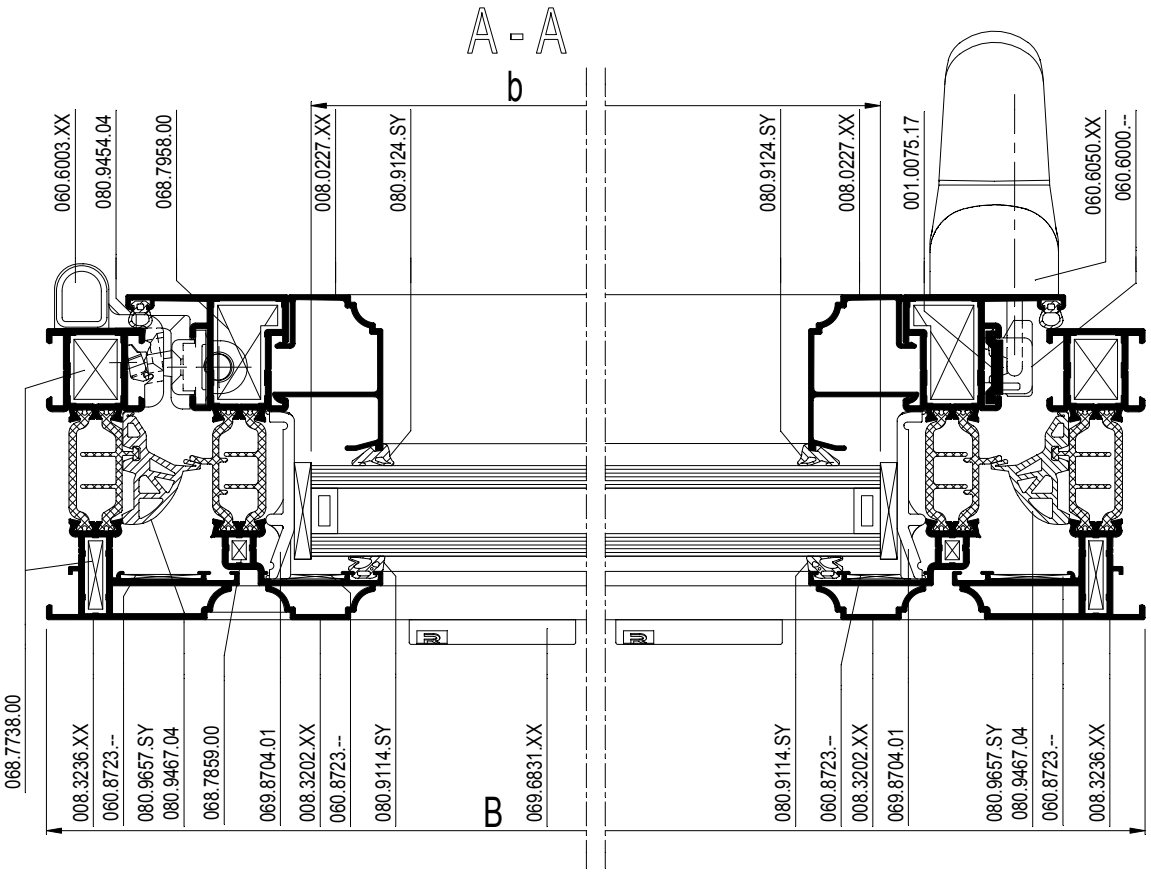

schaal - échelle
scale - Maßstab
1/2

D0078381

CS 77-Re

DRAAIKIPRAAM
FENETRE OSCILLO-BATTANTE
TURN AND TILT WINDOW
DREHKIPPFENSTER

		#	☞
060.8723.--		8	ACCESS CS
068.7738.00		4	ACCESS CS
068.7958.00		4	ACCESS CS
068.7859.00		4	ACCESS CS
060.6000.--		15E.F....	OPENING SYST.
060.6003.XX		15E.F....	OPENING SYST.
060.6050.XX		1	OPENING SYST.
069.6831.XX		13.F....	ACCESS CS
069.8704.01		13.F....	ACCESS CS
080.9454.04		(2xB)+(2xH)	ACCESS CS
080.9657.SY		(2xB)+(2xH)	ACCESS CS
080.9467.04		4	ACCESS CS
080.9114.SY		(2xb)+(2xh)	ACCESS CS
080.9124.SY		(2xb)+(2xh)	ACCESS CS

Variant HI / Variante HI / Variant HI / Variante HI

080.9625.07		(2xb)+(2xh)	ACCESS CS
080.9231.07		(2xB)+(2xH)	ACCESS CS

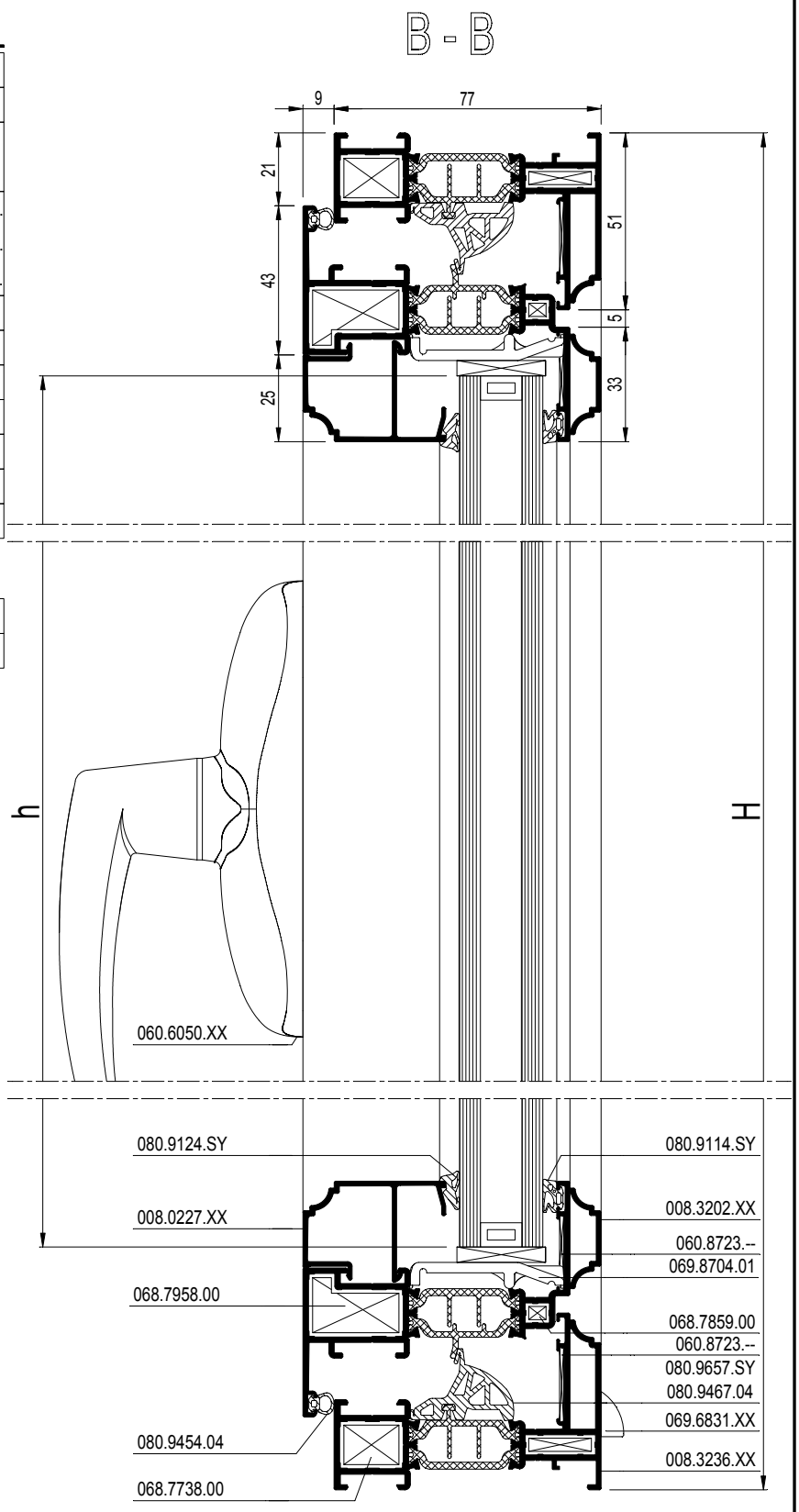

schaal - échelle
scale - Maßstab
1/2

D0078381

CS 77-Re

STOLP-DRAAIKIPRAAM
FENETRE DOUBLE OUVRANTE OSCILLO-BATTANTE
DOUBLE CASEMENT TURN AND TILT WINDOW
STULP-DREHKIPPFENSTER

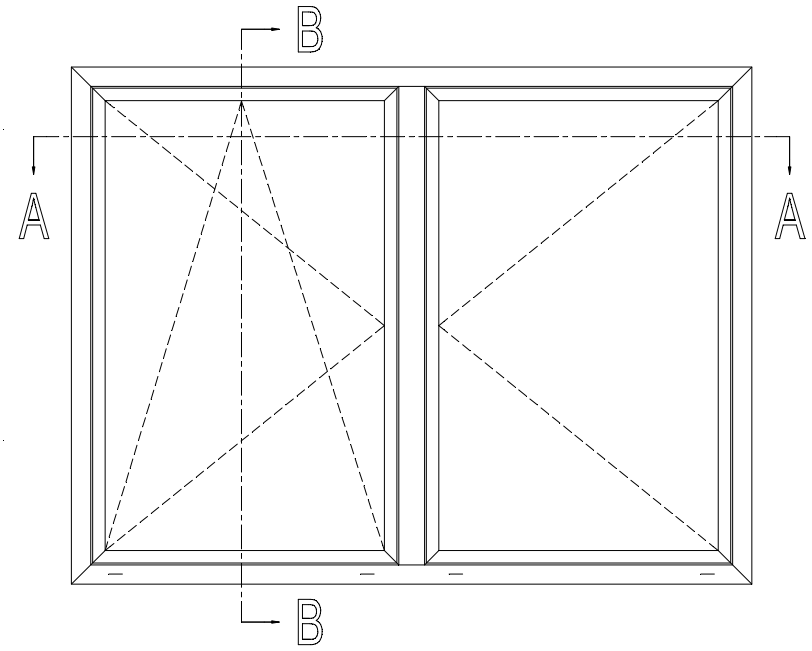

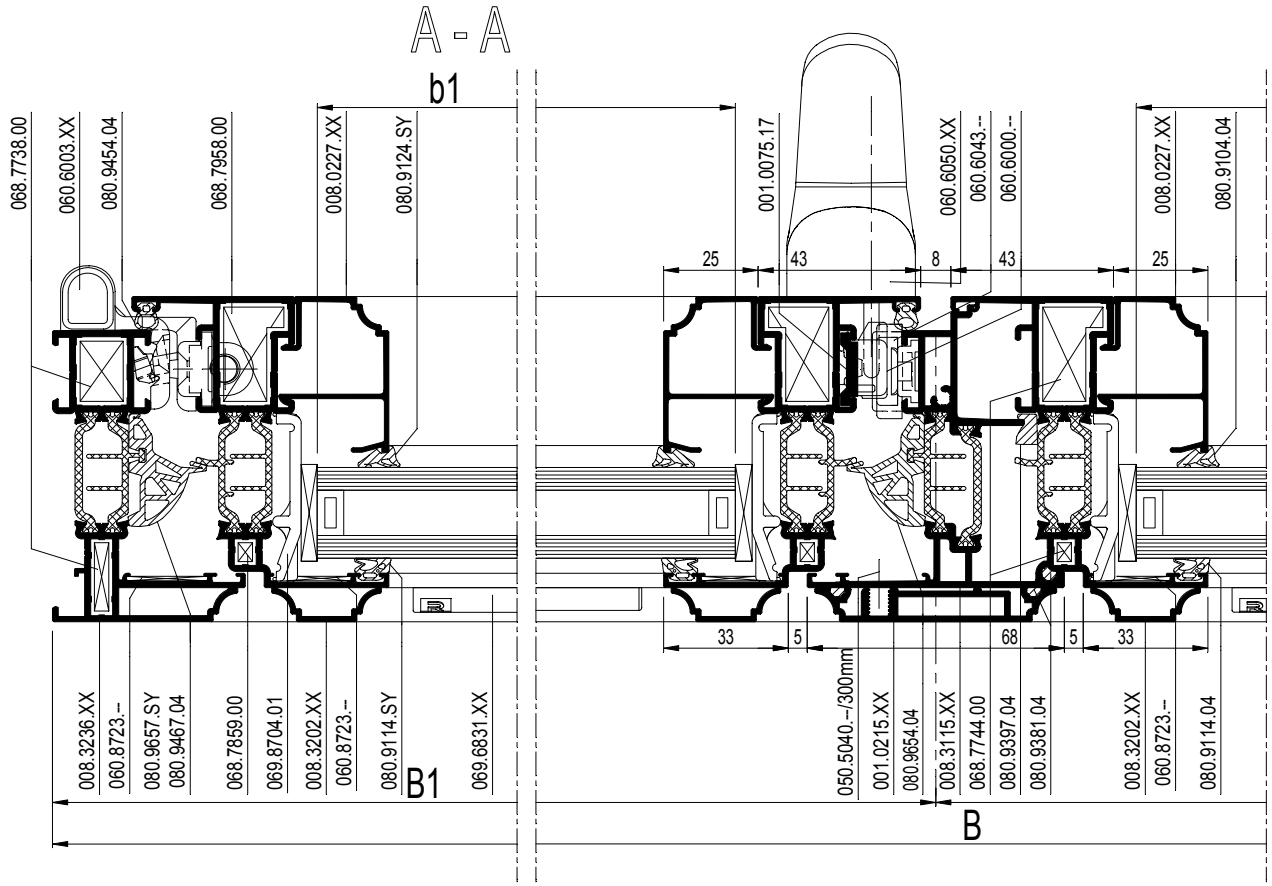

schaal - échelle
scale - Maßstab
1/2

D0078383

CS 77-Re

STOLP-DRAAIKIPRAAM
FENETRE DOUBLE OUVRANTE OSCILLO-BATTANTE
DOUBLE CASEMENT TURN AND TILT WINDOW
STULP-DREHKIPPFENSTER

REYNAERS aluminium

			#	Lm	
008.3236.XX			2	B	13.C....
			2	H	
008.3202.XX			2	B1 - 25	13.C....
			2	B2 - 25	
			4	H - 42	
008.3115.XX			1	H - 104	13.C....
001.0215.XX			1	H - 108	13.C....
008.0227.XX			1	B1 - 102.7	13.C....
			1	B1 - 102.7	
			1	B2 - 102.7	
			1	B2 - 102.7	
			4	H - 119.7	
001.0075.17			-	13.F....	13.C....
			-	13.F....	

b1 = B1 - 123
h = H - 140
b2 = B2 - 123
h = H - 140

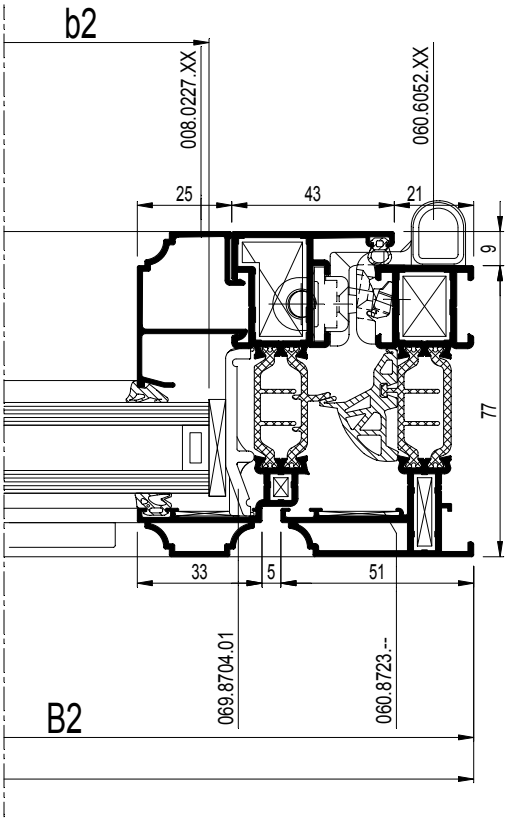

schaal - échelle
scale - Maßstab
1/2

D0078383

CS 77-Re

STOLP-DRAAIKIPRAAM
FENETRE DOUBLE OUVRANTE OSCILLO-BATTANTE
DOUBLE CASEMENT TURN AND TILT WINDOW
STULP-DREHKIPPFENSTER

REYNAERS aluminium

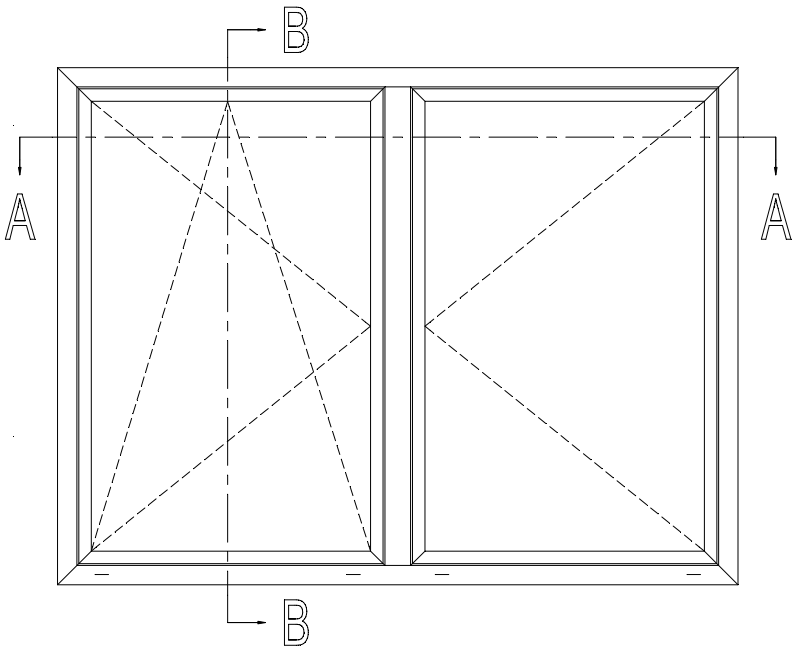

		#	☞
060.8723.--		12	ACCESS CS
068.7738.00		4	ACCESS CS
068.7958.00		8	ACCESS CS
068.7859.00		8	ACCESS CS
069.7687.04		1	ACCESS CS
052.5313.--		2	ACCESS CS
060.6000.--		15E.F....	OPENING SYST.
060.6003.XX		15E.F....	OPENING SYST.
060.6050.XX		1	OPENING SYST.
060.6043.--		15E.F....	OPENING SYST.
060.6052.XX		15E.F....	OPENING SYST.
052.5318.--		1/300mm	ACCESS CS
050.5040.--		1/300mm	ACCESS CS
069.6831.XX		13.F....	ACCESS CS
069.8704.01		13.F....	ACCESS CS
080.9381.04		3xH	ACCESS CS
080.9397.04		1xH	ACCESS CS
080.9454.04		(2xB)+(3xH)	ACCESS CS
080.9657.SY		(2xB)+(3xH)	ACCESS CS
080.9467.04		4	ACCESS CS
080.9114.SY		(2xb1)+(2xh)	ACCESS CS
		(2xb2)+(2xh)	ACCESS CS
080.9124.SY		(2xb1)+(2xh)	ACCESS CS
		(2xb2)+(2xh)	ACCESS CS

Variant HI / Variante HI / Variant HI / Variante HI

080.9625.07		(2xb1)+(2xh)	ACCESS CS
		(2xb2)+(2xh)	ACCESS CS
080.9231.07		(2xB)+(2xH)	ACCESS CS

schaal - échelle
scale - Maßstab
1/2

D0078385

B - B

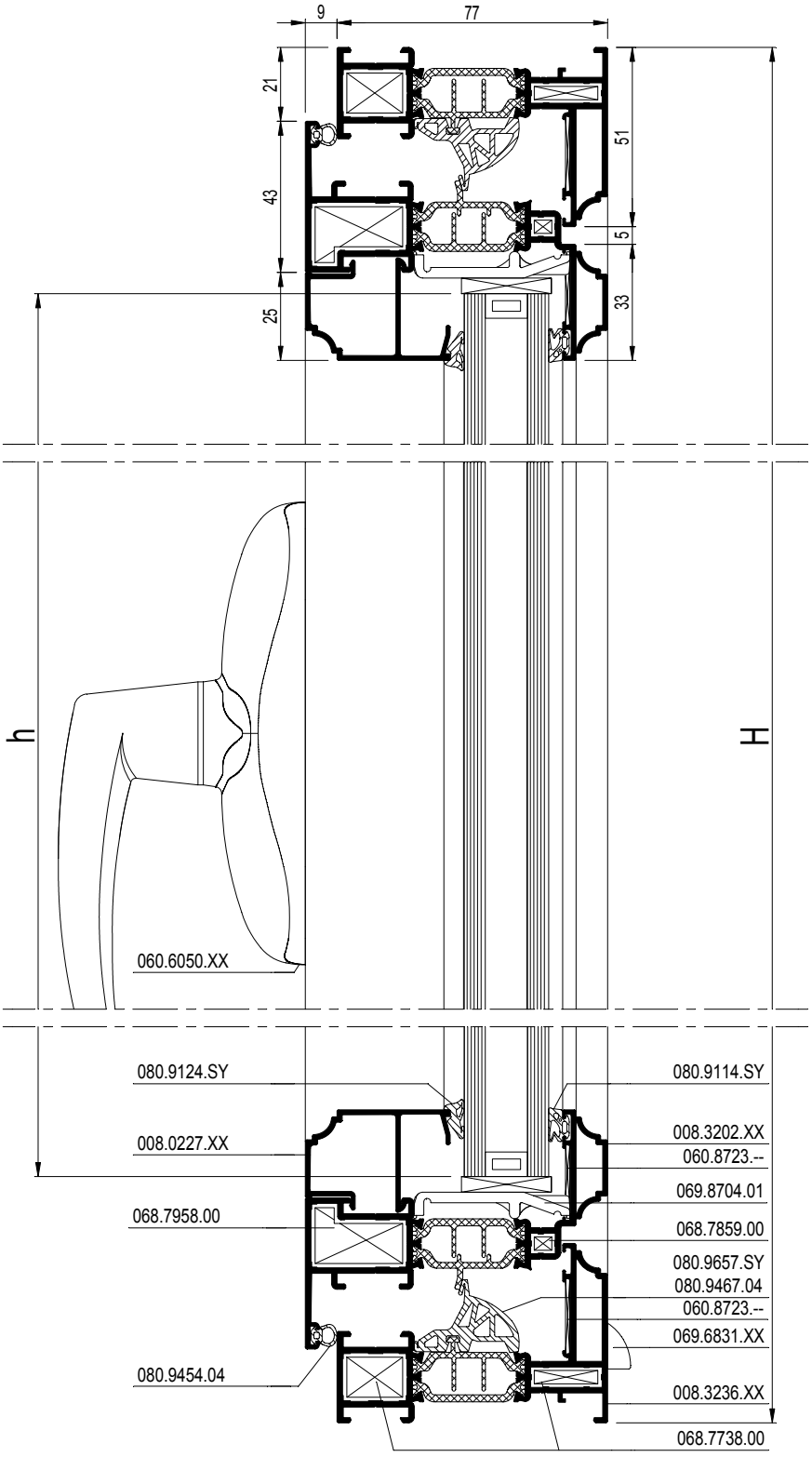

schaal - échelle
scale - Maßstab
1/2

D0078385

CS 77-Re

SAMENGESTELD RAAM
FENETRE COMPOSEE
COMPOSITE WINDOW
FENSTER MIT FESTEM PFOSTEN

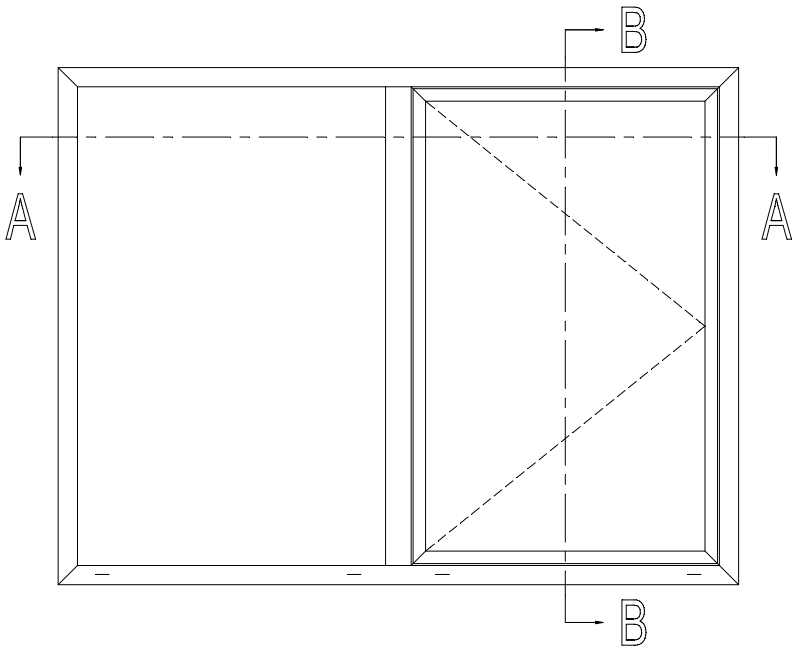

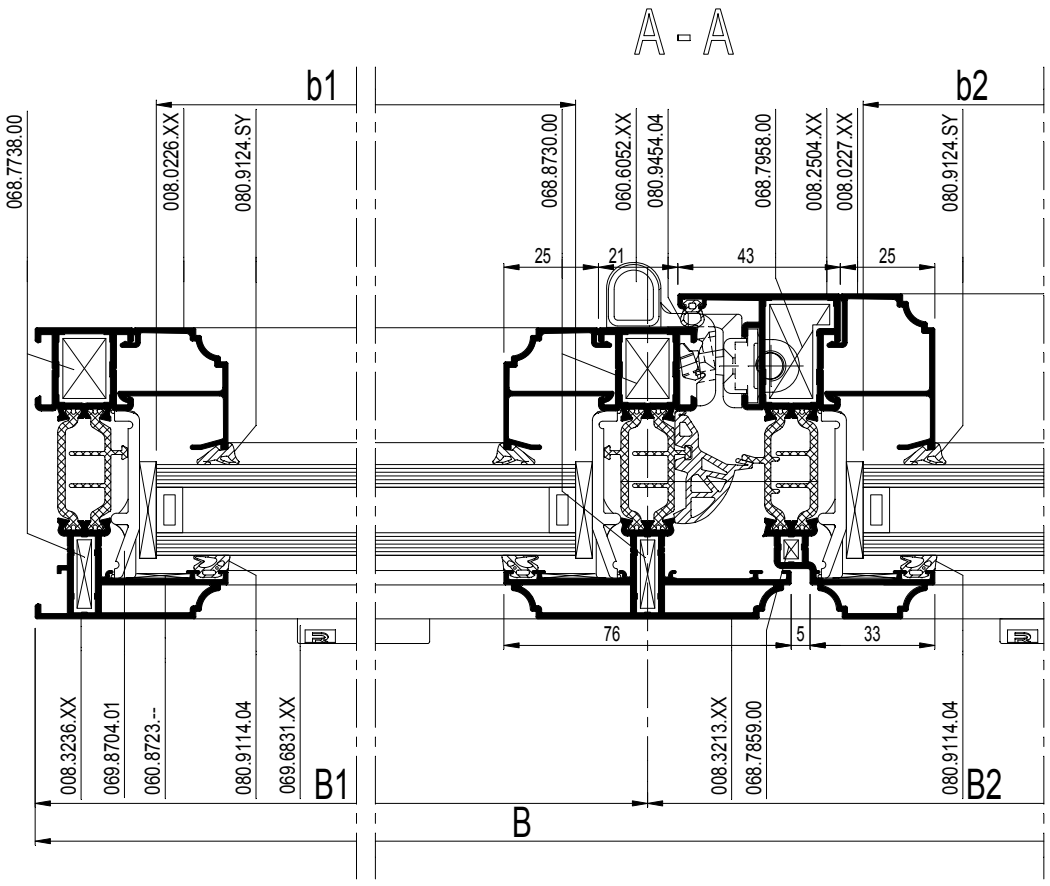

schaal - échelle
scale - Maßstab
1/2

D0078386

CS 77-Re

SAMENGESTELD RAAM
FENETRE COMPOSEE
COMPOSITE WINDOW
FENSTER MIT FESTEM PFOSTEN

		#	Lm	
008.3236.XX		2	B	13.C....
		2	H	
008.3202.XX		2	B - 42	13.C....
		2	H - 42	
008.3213.XX		1	H - 52	13.C....
008.0226.XX		1	B1 - 30.7	13.C....
		1	B1 - 30.7	
		2	H - 43.7	
008.0227.XX		1	B2 - 106.7	13.C....
		1	B2 - 106.7	
		2	H - 119.7	
001.0075.17		-	13.F....	13.C....

b1 = B1 - 51
h = H - 64
b2 = B2 - 127
h = H - 140

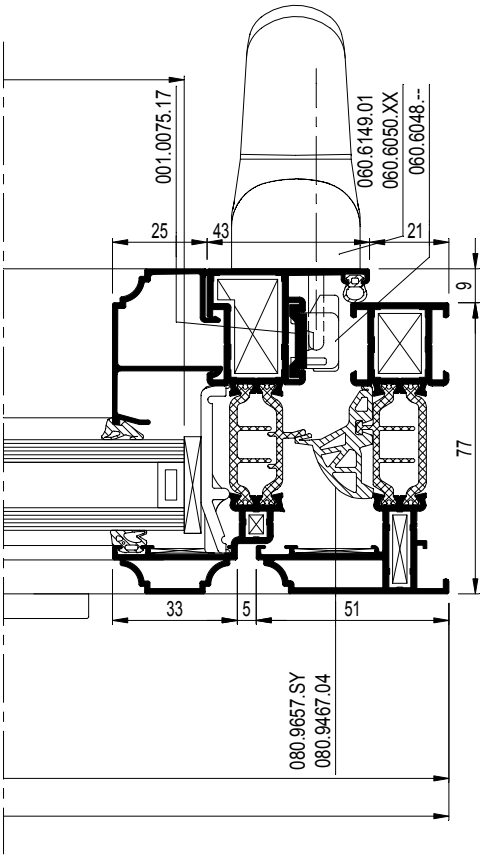

schaal - échelle
scale - Maßstab
1/2

D0078386

Werktekeningen
Coupes et débits
Work drawings
Werkzeichnungen

13.E.079
03/2010

CS 77-Re

SAMENGESTELD RAAM
FENETRE COMPOSEE
COMPOSITE WINDOW
FENSTER MIT FESTEM PFOSTEN

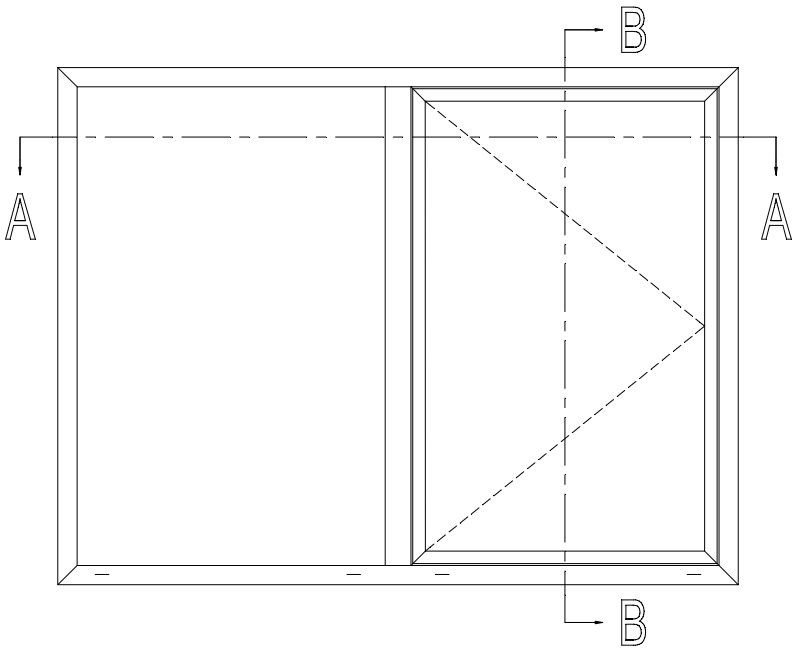

		#	☞
060.8723.--		8	ACCESS CS
068.7738.00		4	ACCESS CS
068.7958.00		4	ACCESS CS
068.7859.00		4	ACCESS CS
068.8730.00		2	ACCESS CS
068.8682.04		2	ACCESS CS
060.6048.--		15E.F....	OPENING SYST.
060.6052.XX		15E.F....	OPENING SYST.
060.6050.XX		1	OPENING SYST.
060.6149.01		1	ACCESS CS
052.5312.--		1/300mm	ACCESS CS
069.6831.XX		13.F....	ACCESS CS
069.8704.01		13.F....	ACCESS CS
080.9454.04		(2xB2) + (2xH)	ACCESS CS
080.9657.SY		(2xB2) + (2xH)	ACCESS CS
080.9467.04		4	ACCESS CS
080.9114.SY		(2xb1) + (2xh)	ACCESS CS
080.9124.SY		(2xb1) + (2xh)	ACCESS CS
080.9126.SY		(2xb2) + (2xh)	ACCESS CS
080.9120.04		(2xb2) + (2xh)	ACCESS CS

Variant HI / Variante HI / Variant HI / Variante HI

080.9625.07		(2xb1) + (2xh)	ACCESS CS
		(2xb2) + (2xh)	ACCESS CS
080.9231.07		(2xB)+(2xH)	ACCESS CS

D0078389

CS 77-Re

SAMENGESTELD RAAM
FENETRE COMPOSEE
COMPOSITE WINDOW
FENSTER MIT FESTEM PFOSTEN

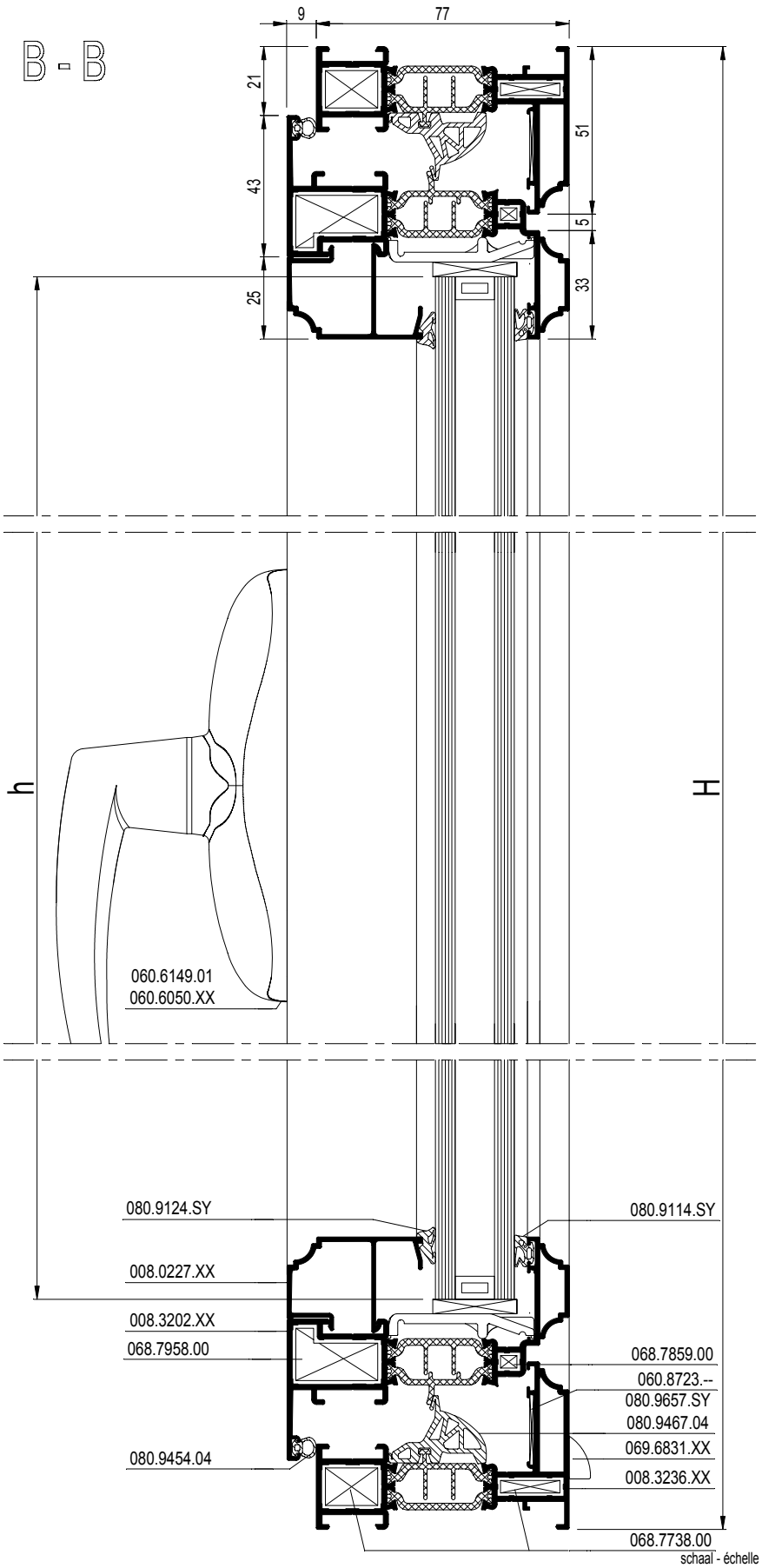

schaal - échelle
scale - Maßstab
1/2

D0078389

CS 77-Re

RAAMDEUR NAAR BINNENDRAAIEND
PORTE-FENETRE OUVRANT VERS L'INTERIEUR
WINDOW-DOOR INWARD OPENING
FENSTERTUER NACH INNEN OEFFNEND

REYNAERS aluminium

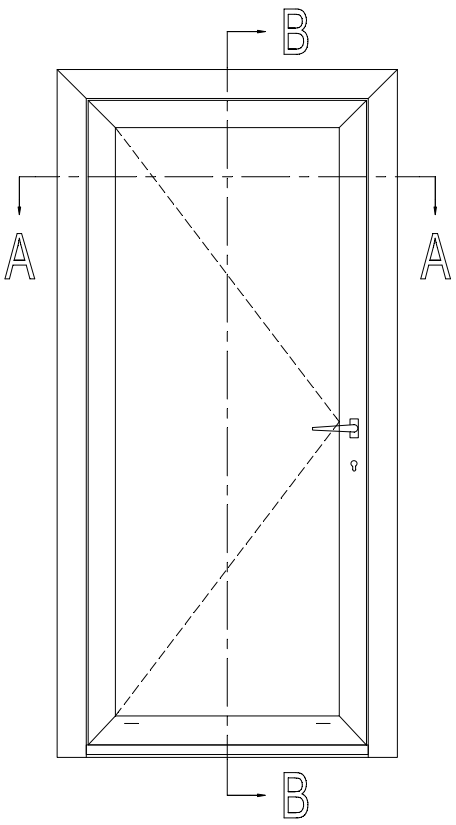

			#	Lm	
008.3216.XX			1	B	13.C....
			1	H	
			1	H	
008.3221.XX			2	B - 68	13.C....
			2	H - 42	
008.0227.XX			1	B - 232	13.C....
			1	B - 232	
			2	H - 256	
005.0049.XX			1	B - 130	13.C....

b = B - 244
h = H - 218

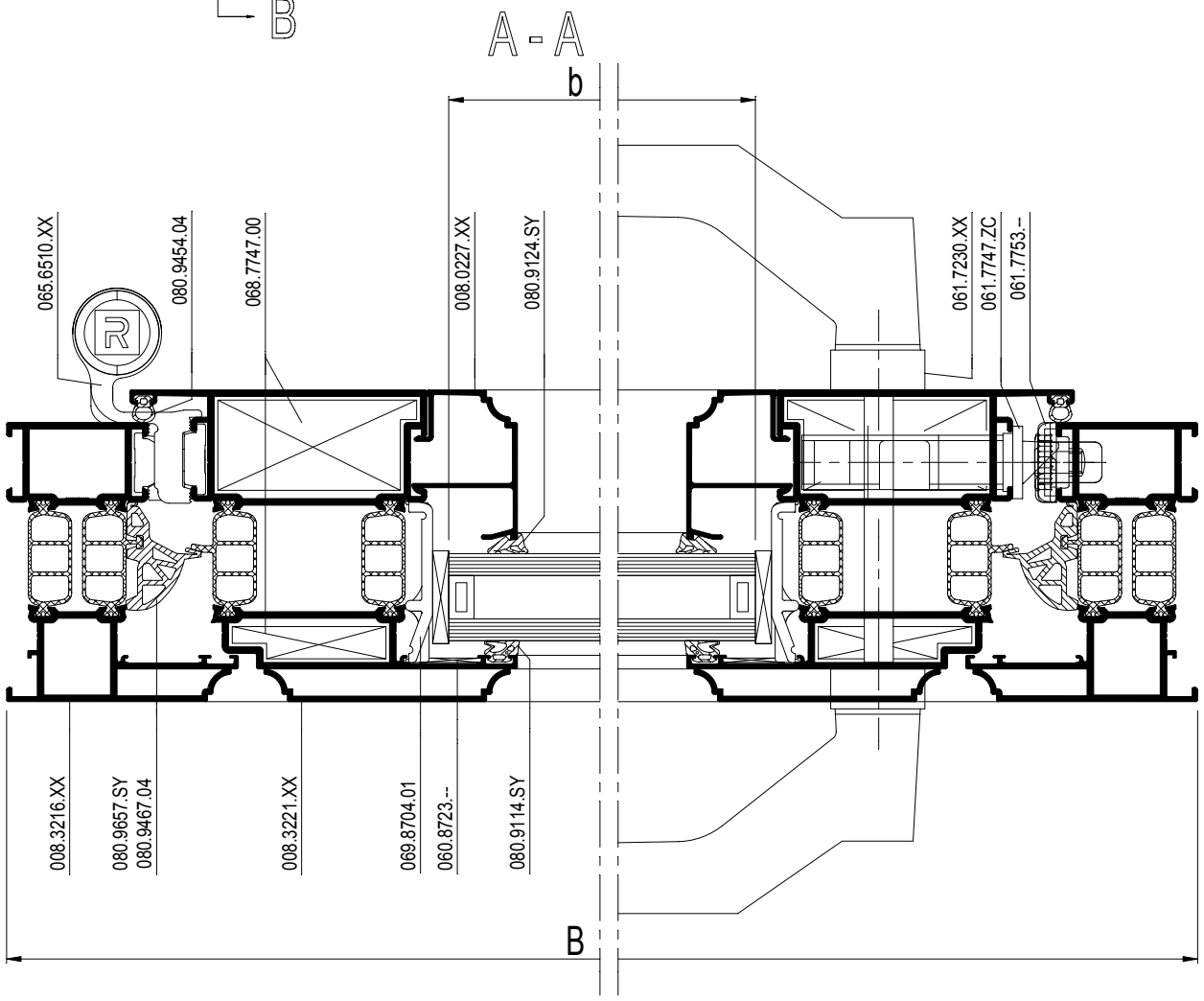

D0078390

CS 77-Re

RAAMDEUR NAAR BINNENDRAAIEND
PORTE-FENETRE OUVRANT VERS L'INTERIEUR
WINDOW-DOOR INWARD OPENING
FENSTERTUER NACH INNEN OEFFNEND

REYNAERS aluminium

		#	☞
060.8723.--		6	ACCESS CS
068.7739.00		2	ACCESS CS
068.7747.00		4	ACCESS CS
065.6510.XX		13.F....	OPENING SYST.
061.7230.XX		1	ACCESS CS
050.5161.--		4	ACCESS CS
061.7747.ZC		1	OPENING SYST.
052.5316.--		2	ACCESS CS
061.7037.--		1	OPENING SYST.
061.6970.XX		1	OPENING SYST.
052.5311.--		2	ACCESS CS
061.7753.--		1	OPENING SYST.
052.5316.--		3	ACCESS CS
052.5310.--		1/300mm	ACCESS CS
069.8704.01		13.F....	ACCESS CS
081.9142.04		B - 110	OPENING SYST.
080.9454.04		(1xB) + (2xH)	ACCESS CS
080.9657.SY		(1xB) + (2xH)	ACCESS CS
080.9467.04		2	ACCESS CS
080.9114.SY		(2xb) + (2xh)	ACCESS CS
080.9124.SY		(2xb) + (2xh)	ACCESS CS

Variant HI / Variante HI / Variant HI / Variante HI

080.9625.07		(2xb)+(2xh)	ACCESS CS
080.9231.07		B+(2xH)	ACCESS CS

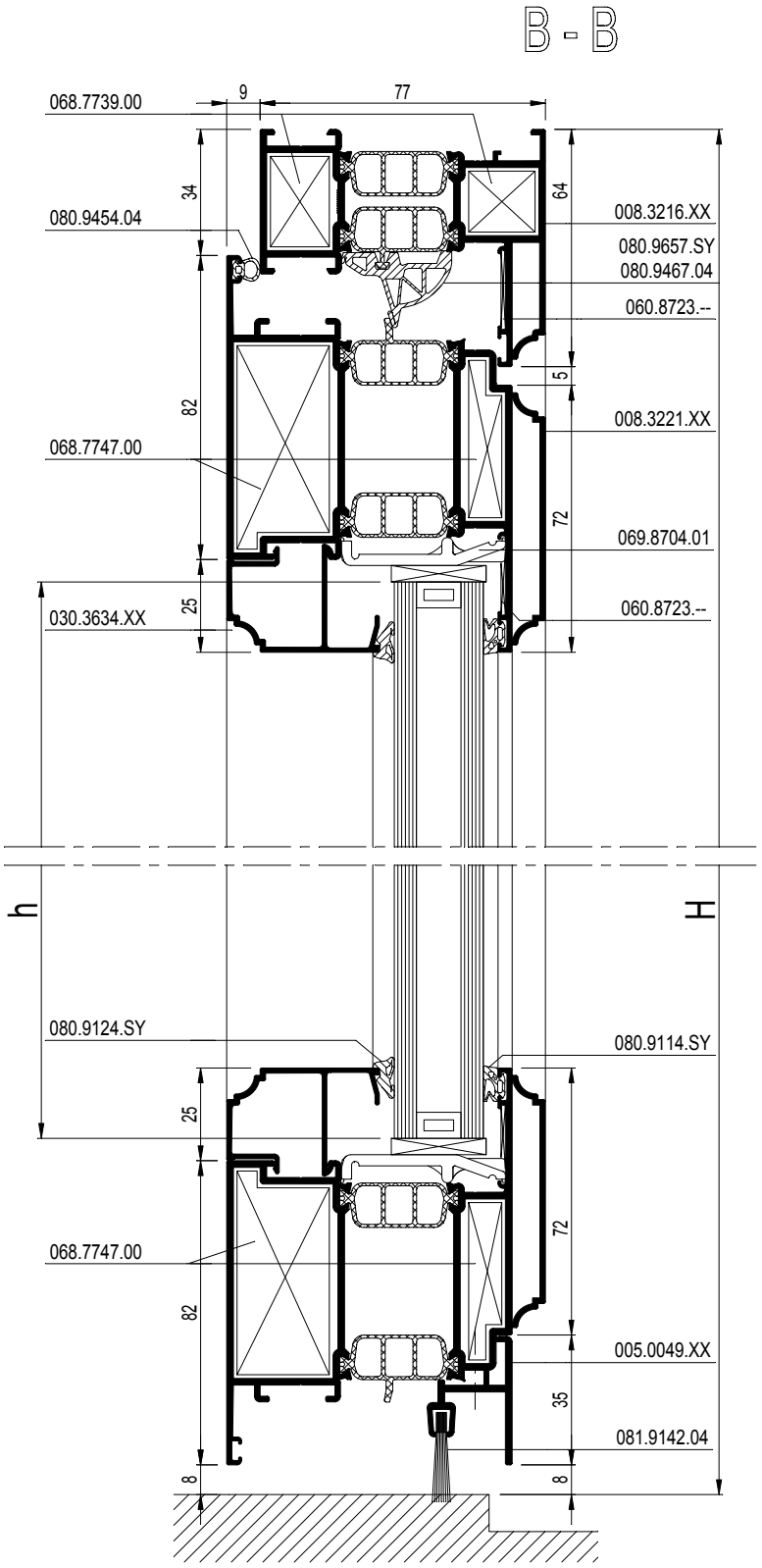

schaal - échelle
Maßstab - scale
1/2

D0078390

CS 77-Re

DUBBELE RAAMDEUR NAAR BINNENDRAAIEND
PORTE-FENETRE DOUBLE OUVRANT VERS L'INTERIEUR
DOUBLE WINDOW-DOOR INWARD OPENING
ZWEIFLUEGELIGE FENSTERTUER NACH INNEN OEFFNEND

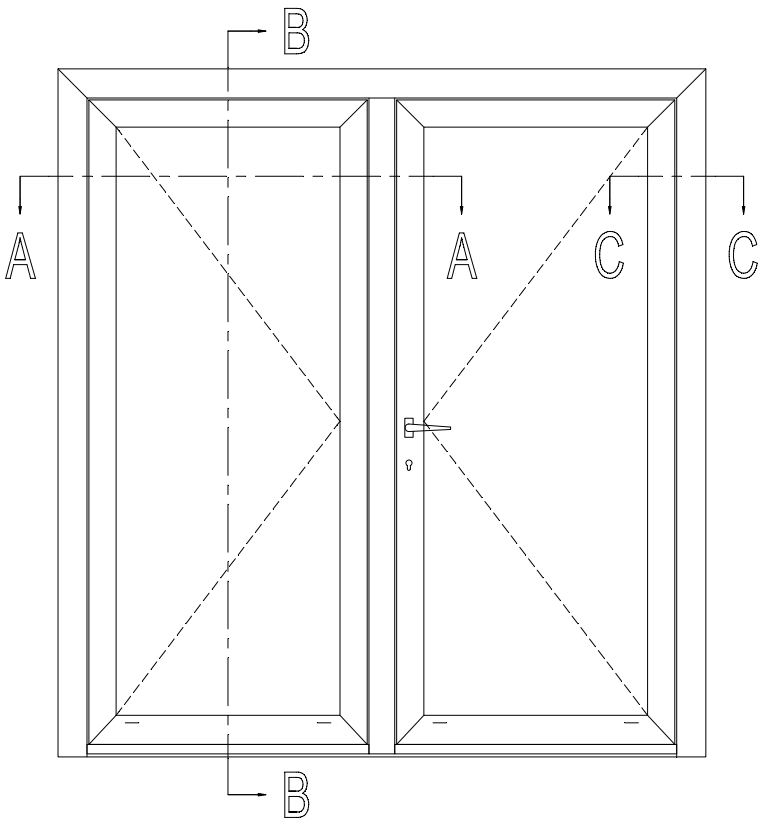

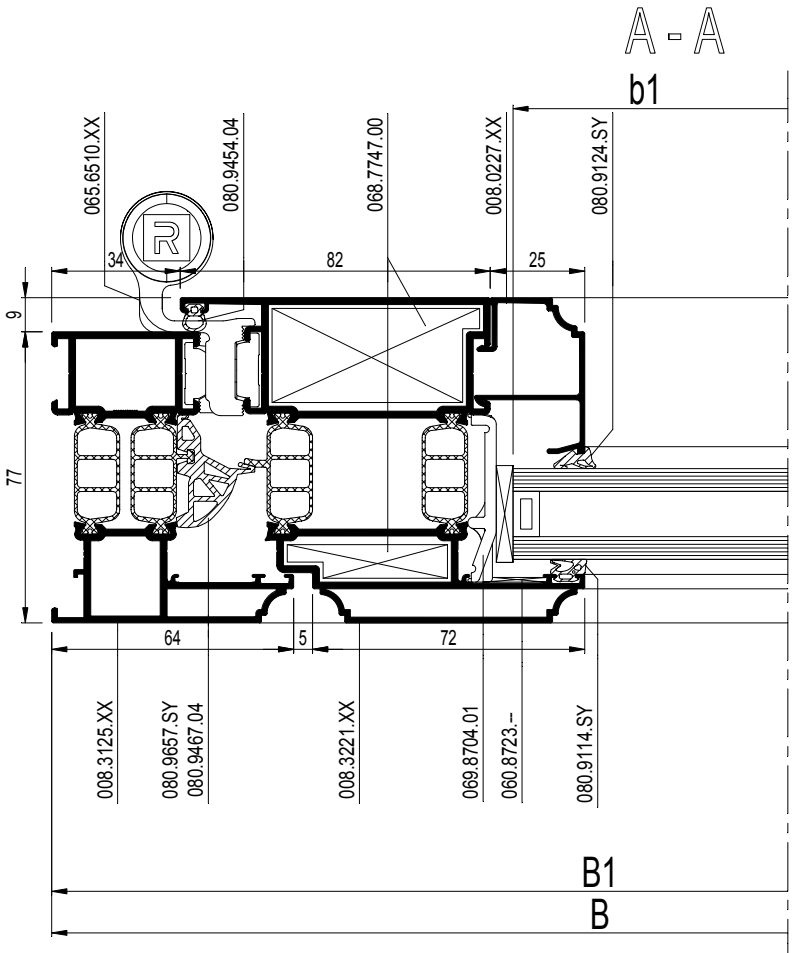

D0078391

CS 77-Re

DUBBELE RAAMDEUR NAAR BINNENDRAAIEND
PORTE-FENETRE DOUBLE OUVRANT VERS L'INTERIEUR
DOUBLE WINDOW-DOOR INWARD OPENING
ZWEIFLUEGELIGE FENSTERTUER NACH INNEN OEFFNEND

		#	Lm	
008.3216.XX		1	B	13.C....
		1	H	
		1	H	
008.3221.XX		2	B1 - 38	13.C....
		2	B2 - 38	
		4	H - 42	
008.0227.XX		1	B1 - 202	13.C...
		1	B1 - 202	
		1	B2 - 202	
		1	B2 - 202	
		4	H - 256	
005.0049.XX		1	B1 - 98	13.C....
		1	B2 - 98	
001.0215.XX		1	H - 77	13.C....
008.3115.XX		1	H - 73	13.C....

b1 = B1 - 214
b2 = B2 - 214
h = H - 218

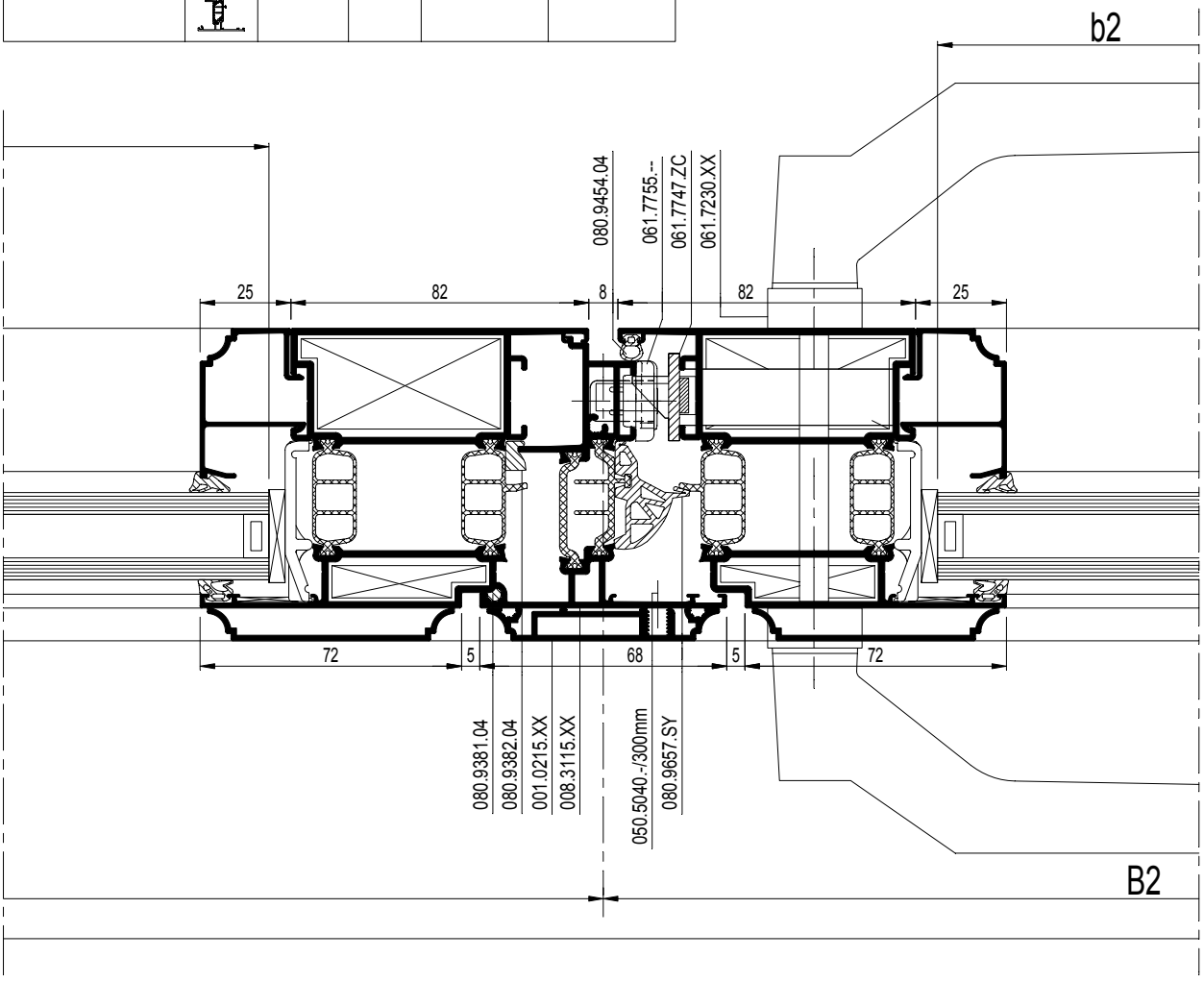

schaal - échelle
Maßstab - scale
1/2

D0078391

Werktekeningen
Coupes et débits
Work drawings
Werkzeichnungen

13.E.085
03/2010

CS 77-Re

DUBBELE RAAMDEUR NAAR BINNENDRAAIEND
PORTE-FENETRE DOUBLE OUVRANT VERS L'INTERIEUR
DOUBLE WINDOW-DOOR INWARD OPENING
ZWEIFLUEGELIGE FENSTERTUER NACH INNEN OEFFNEND

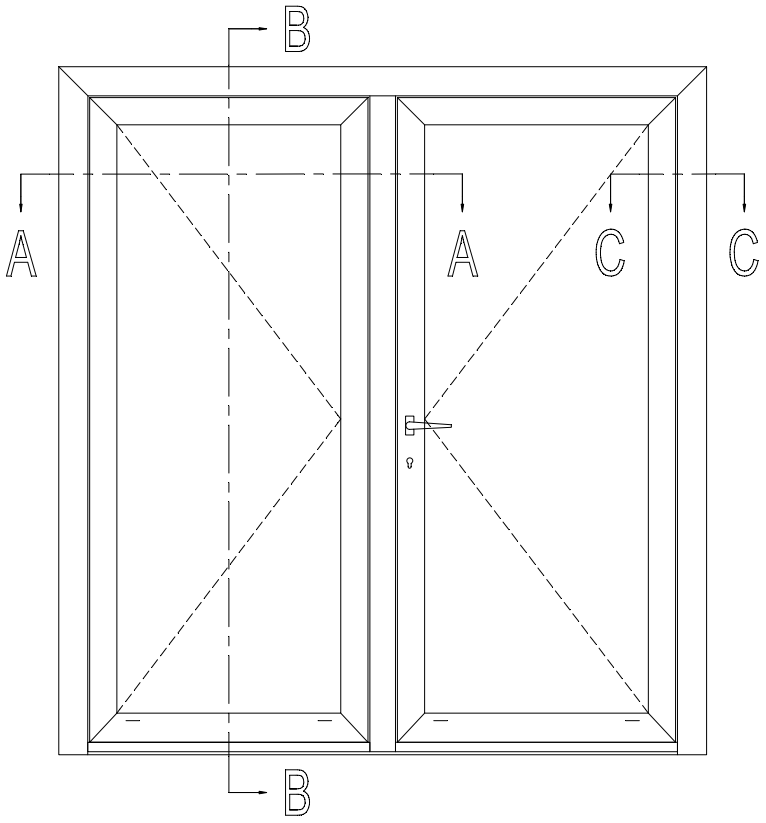

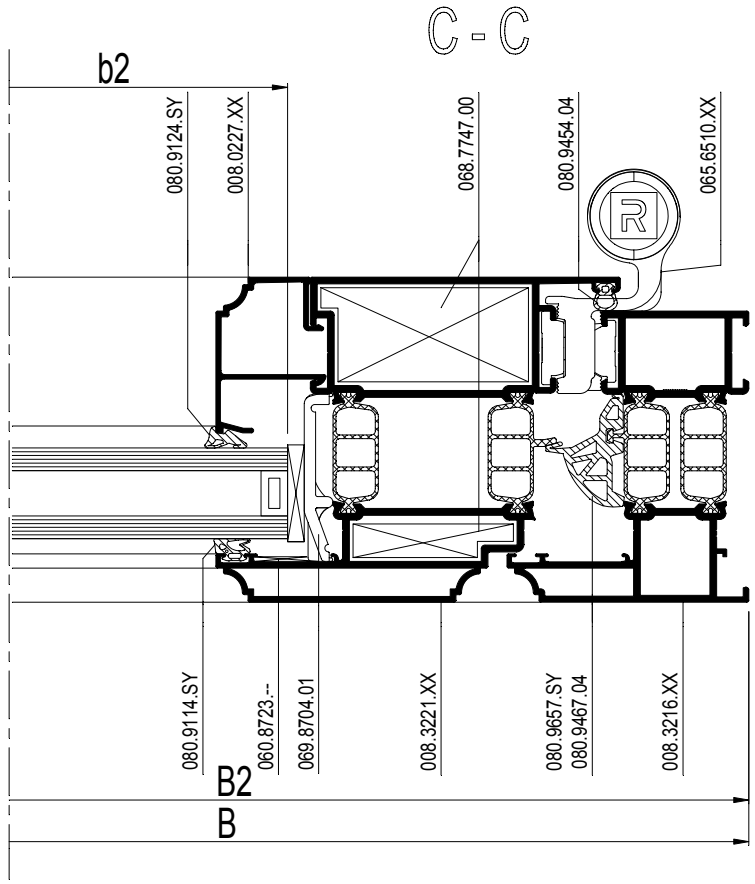

D0078393

CS 77-Re

DUBBELE RAAMDEUR NAAR BINNENDRAAIEND
PORTE-FENETRE DOUBLE OUVRANT VERS L'INTERIEUR
DOUBLE WINDOW-DOOR INWARD OPENING
ZWEIFLUEGELIGE FENSTERTUER NACH INNEN OEFFNEND

REYNAERS aluminium

		#	☞
060.8723.--		10	ACCESS CS
068.7739.00		2	ACCESS CS
068.7747.00		8	ACCESS CS
065.6510.XX		13.F....	ACCESS CS
061.7230.XX		1	ACCESS CS
050.5161.--		4	ACCESS CS
061.7747.ZC		1	OPENING SYST.
052.5316.--		2	ACCESS CS
061.7037.--		1	OPENING SYST.
060.8341.--		1	OPENING SYST.
061.6970.XX		1	OPENING SYST.
050.5130.--		2	ACCESS CS
061.7755.--		1	OPENING SYST.
052.5316.--		3	ACCESS CS
069.8704.01		13.F....	ACCESS CS
069.6787.04		1	ACCESS CS
052.5313.--		1	ACCESS CS
069.6648.04		2	ACCESS CS
061.7188.--		2	OPENING SYST.
061.7191.17		1	OPENING SYST.
061.7200.--		1	OPENING SYST.
052.5317.--		2	ACCESS CS
081.9142.04		B1 - 120	OPENING SYST.
		B2 - 120	
080.9381.04		H - 80	ACCESS CS
080.9397.04		H - 80	ACCESS CS
080.9454.04		(1xB) + (3xH)	ACCESS CS
080.9657.SY		(1xB) + (3xH)	ACCESS CS
080.9467.04		2	ACCESS CS
080.9114.SY		(2xb1) + (2xb2)	ACCESS CS
		+ (4xh)	
080.9124.SY		(2xb1) + (2xb2)	ACCESS CS
		+ (4xh)	
052.5318.--		1/300mm	ACCESS CS
050.5040.--		1/300mm	ACCESS CS
052.5310.--		1/300mm	ACCESS CS

Variant HI / Variante HI / Variant HI / Variante HI

080.9625.07		(2xb1) + (2xb2)	ACCESS CS
		+ (4xh)	
080.9231.07		B+(2xH)	ACCESS CS

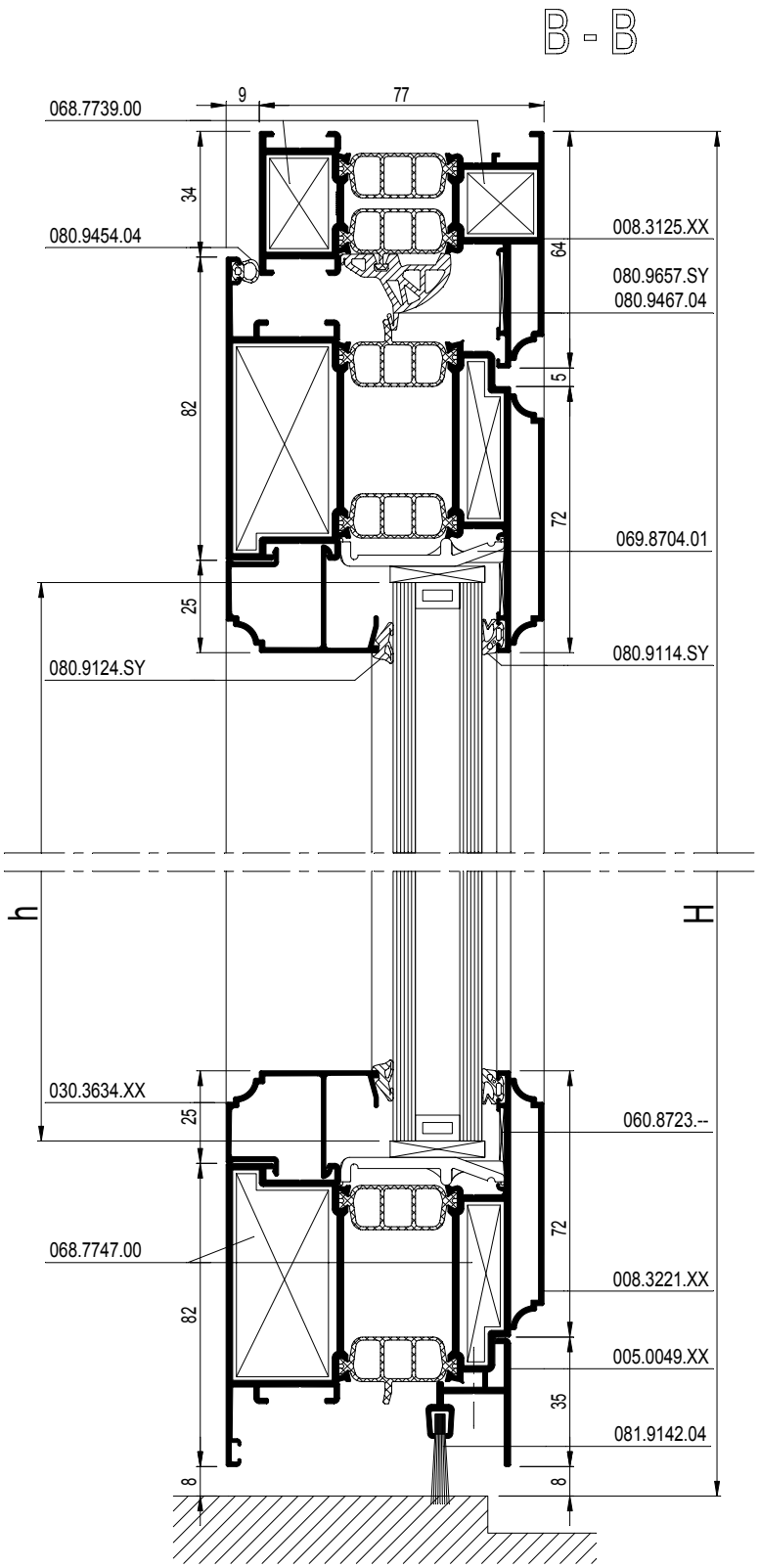

schaal - échelle
Maßstab - scale
1/2

D0078393

CS 77-Fr

THERMO FRONT
THERMO FRONT
THERMO FRONT
THERMO FRONT

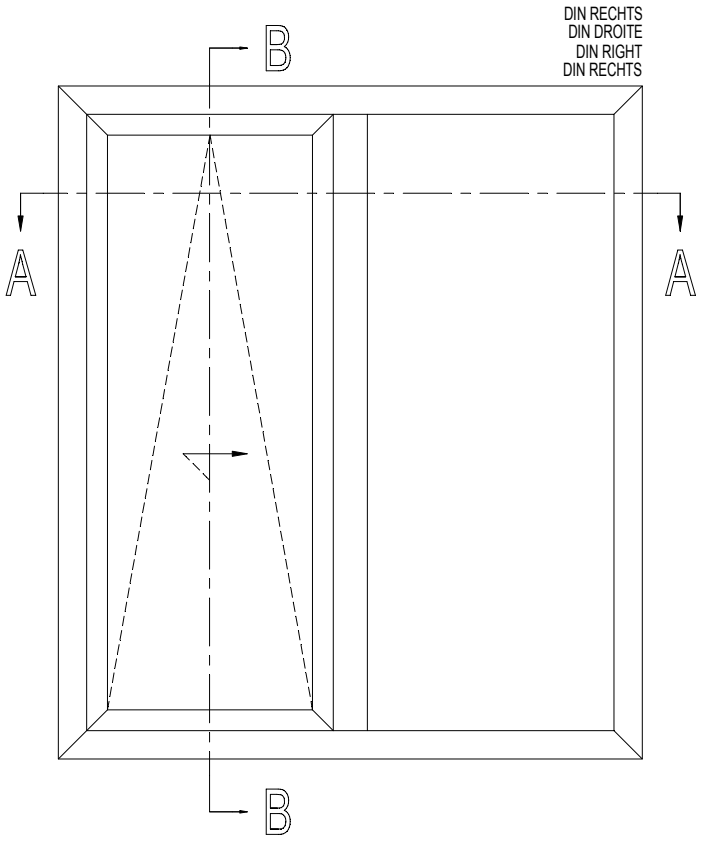

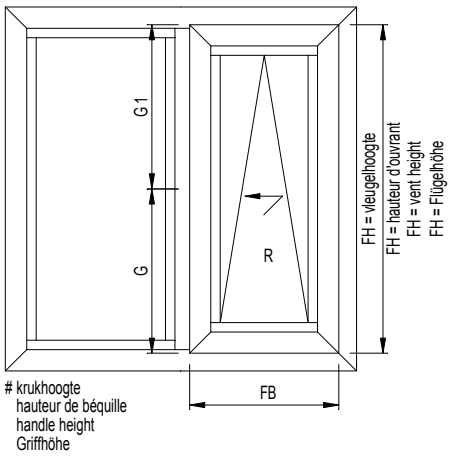

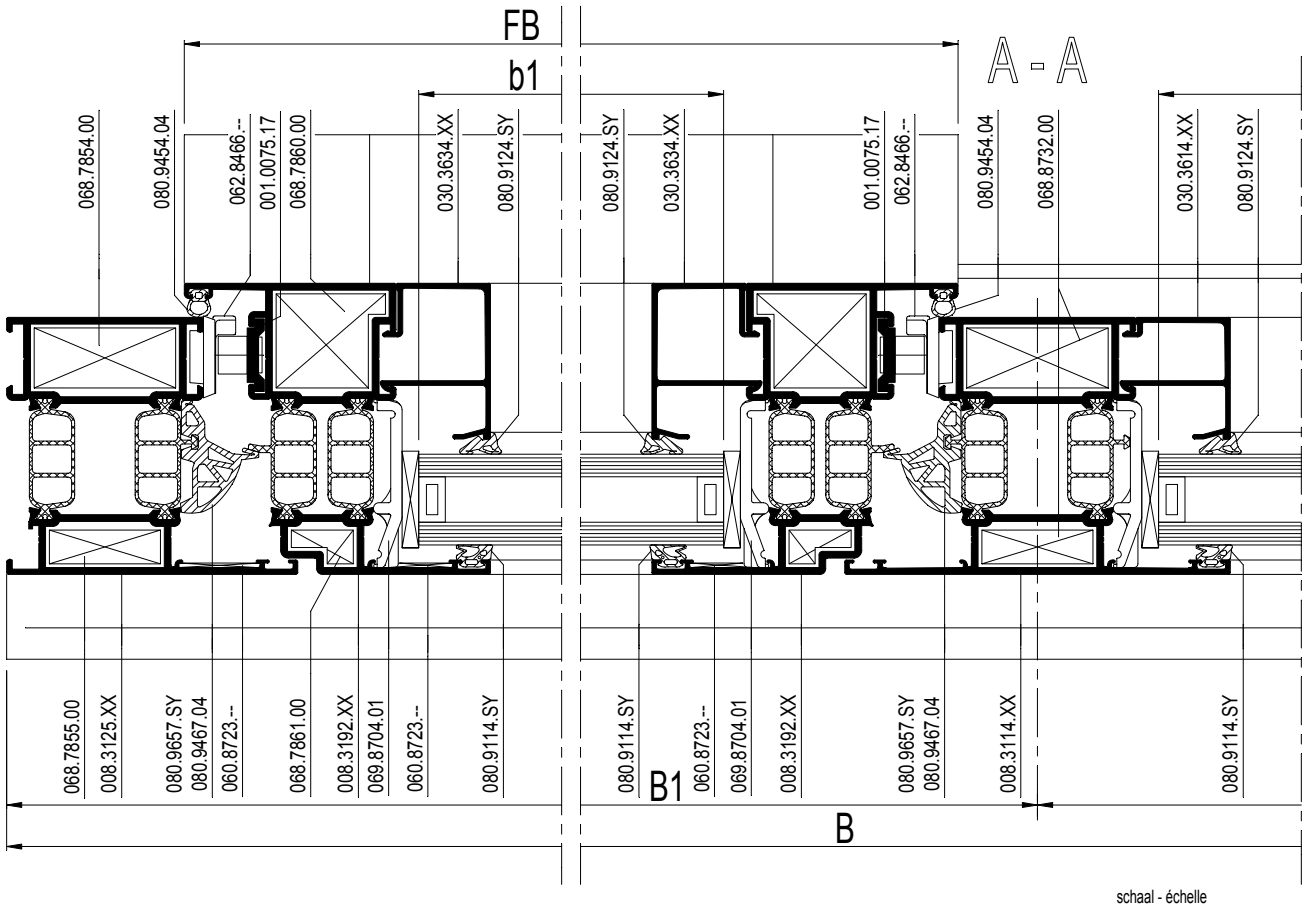

schaal - échelle
scale - Maßstab
1/2

D0009078

CS 77-Fr

THERMO FRONT
THERMO FRONT
THERMO FRONT
THERMO FRONT

b1 = B1 - 192
h1 = H - 218
b2 = B2 - 90
h2 = H - 116

			#	Lm	
008.3125.XX			2	H	13.C....
			2	B	
008.3192.XX			2	H - 94	13.C....
			2	B1 - 68	
008.3114.XX			1	H - 104	13.C....
030.3876.XX			1	* B1 - 78	13.C....
030.3877.XX			1	B	13.C....
062.8459.XX of - ou - or - oder 062.8460.XX of - ou - or - oder 062.8461.XX			1	B - 94	OPENING SYST.
			1	B - 102	
			1	B - 102	
			1	FB - 98	
			1	FB - 8	
			1	FB - 349.5	
030.3634.XX			2	B1 - 180	13.C....
			2	H - 256	
030.3614.XX			2	B2 - 78	13.C....
			2	H - 154	
001.0075.17			2	FB - 609	13.C....
			1	FH - 202.5	
			1	G - 218.5	
			1	G1 - 218.5	

* AFHANKELIJK VAN HET AANTAL SLUITSTUKKEN (Profiel uit te zagen tussen sluitpunten)
DEPEND DU NOMBRE DE GACHES (Profilé à scier entre les points de fermeture)
DEPENDS ON THE NUMBER OF LOCK PLATES (Profile to be sawn out between the locking points)
IST ABHÄNGIG VON DER ANZAHL SCHLIEßSTÜCKE (Profil zwischen den Schließpunkten auszusägen)

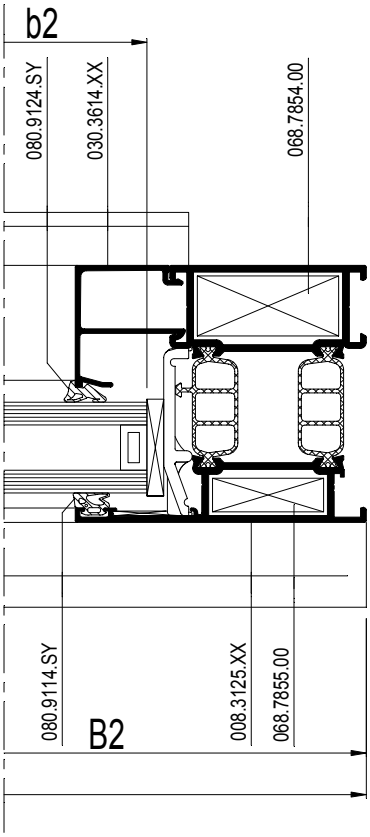

FB = 650 - 1880 (max)
FH = 930 - 2430 (max)
FGmax = 180 kg

schaal - échelle
scale - Maßstab
1/2

D0009078

CS 77-Fr

THERMO FRONT
THERMO FRONT
THERMO FRONT
THERMO FRONT

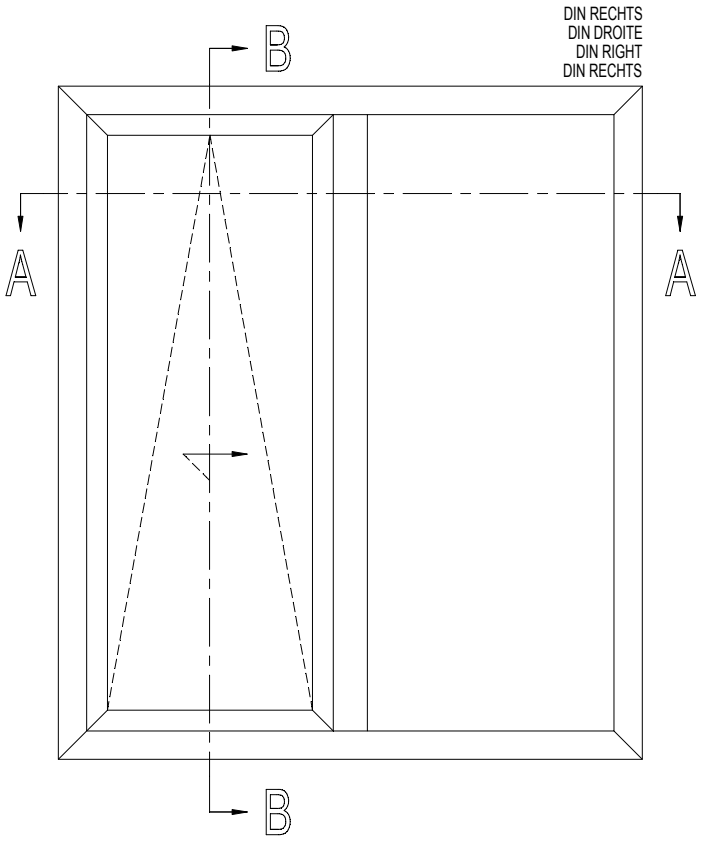

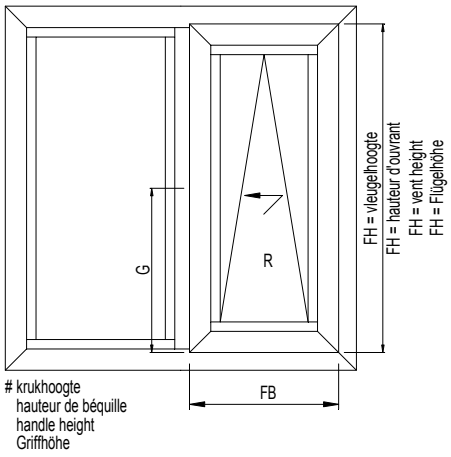

		#	☞
060.8723.--		8	ACCESS CS
068.7854.00		4	ACCESS CS
068.7855.00		4	ACCESS CS
068.7860.00		4	ACCESS CS
068.7861.00		4	ACCESS CS
069.8704.01		13.F....	ACCESS CS
068.8732.00		2	ACCESS CS
068.8682.04		4	ACCESS CS
062.8459.XX		1	OPENING SYST.
062.8466.--		1	OPENING SYST.
062.8469.XX		1	OPENING SYST.
080.9454.04		(2xB1) + (2xH)	ACCESS CS
080.9114.SY		(2xb1) + (2xh1)	ACCESS CS
		(2xb2) + (2xh2)	ACCESS CS
080.9124.SY		(2xb1) + (2xh1)	ACCESS CS
		(2xb2) + (2xh2)	ACCESS CS
080.9657.SY		(2xB1) + (2xH)	ACCESS CS
080.9467.04		4	ACCESS CS
052.5317.--		1/300mm	ACCESS CS

Variant HI / Variante HI / Variant HI / Variante HI

		#	☞
080.9625.07		(2xb1) + (2xh1)	ACCESS CS
		(2xb2) + (2xh2)	ACCESS CS
080.9231.07		(2xB)+(2xH)	ACCESS CS

schaal - échelle
scale - Maßstab
1/2

D0009079

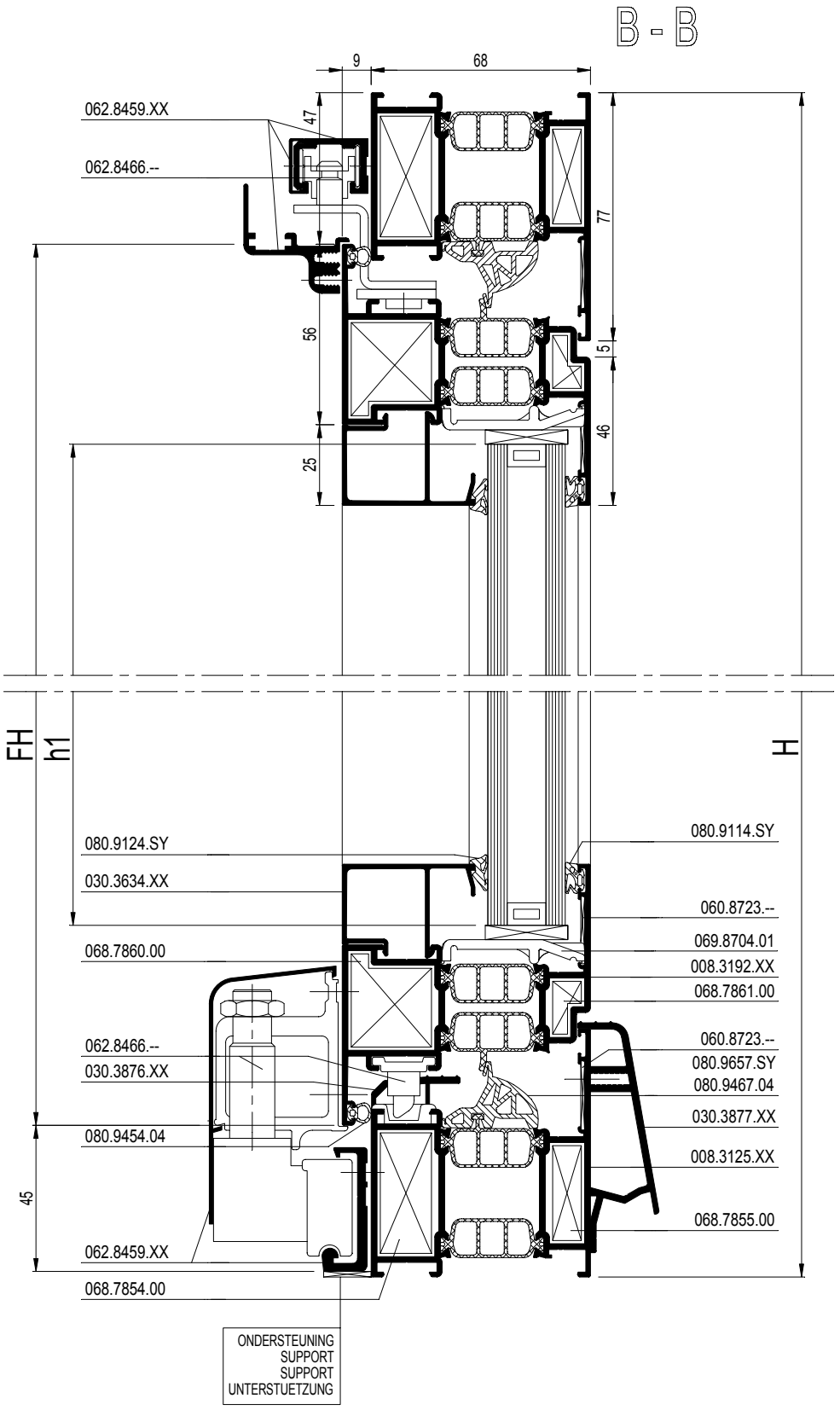

schaal - échelle
scale - Maßstab
1/2

D0009079

CS 77-Fr

THERMO FRONT
THERMO FRONT
THERMO FRONT
THERMO FRONT

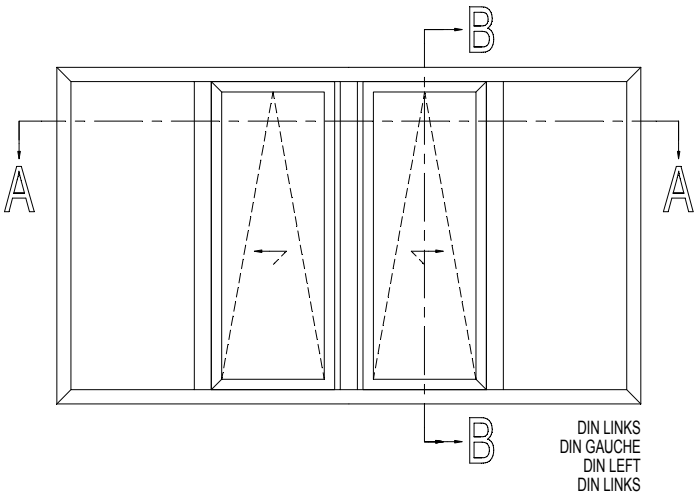

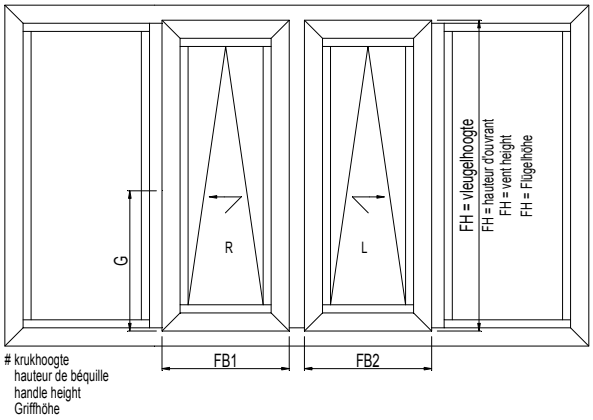

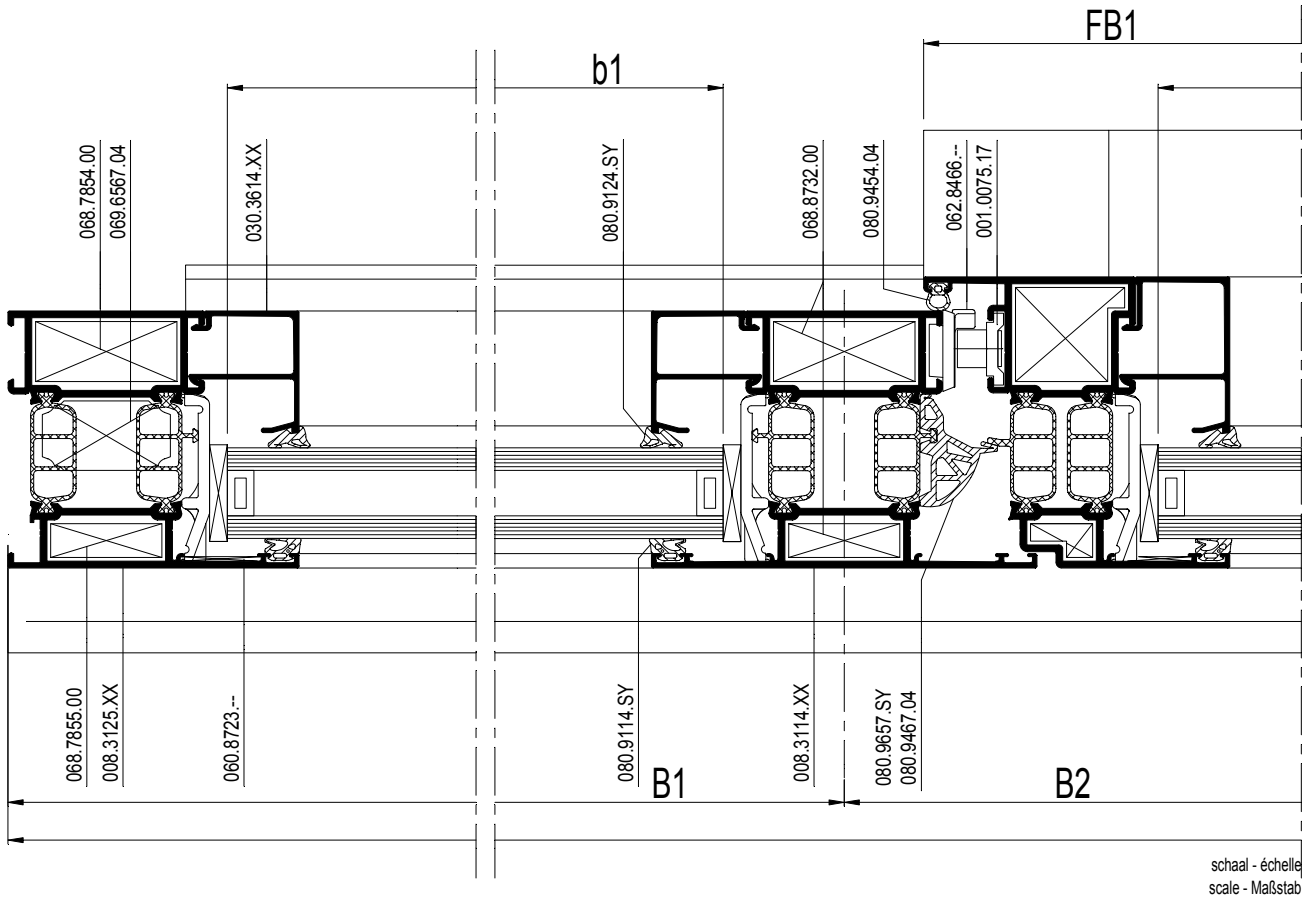

schaal - échelle
scale - Maßstab
1/2

D0078520

Werktekeningen
Coupes et débits
Work drawings
Werkzeichnungen

13.E.092
03/2010

CS 77-Fr

THERMO FRONT
THERMO FRONT
THERMO FRONT
THERMO FRONT

b1 = B1 - 90
h1 = H - 218
b2 = B2 - 124
h2 = H - 116
b3 = B3 -90
h4 = H - 116

FB1 = 650 - 1880 (max)
FB2 = 650 - 1880 (max)
FH = 930 - 2430 (max)
FGmax = 180 kg

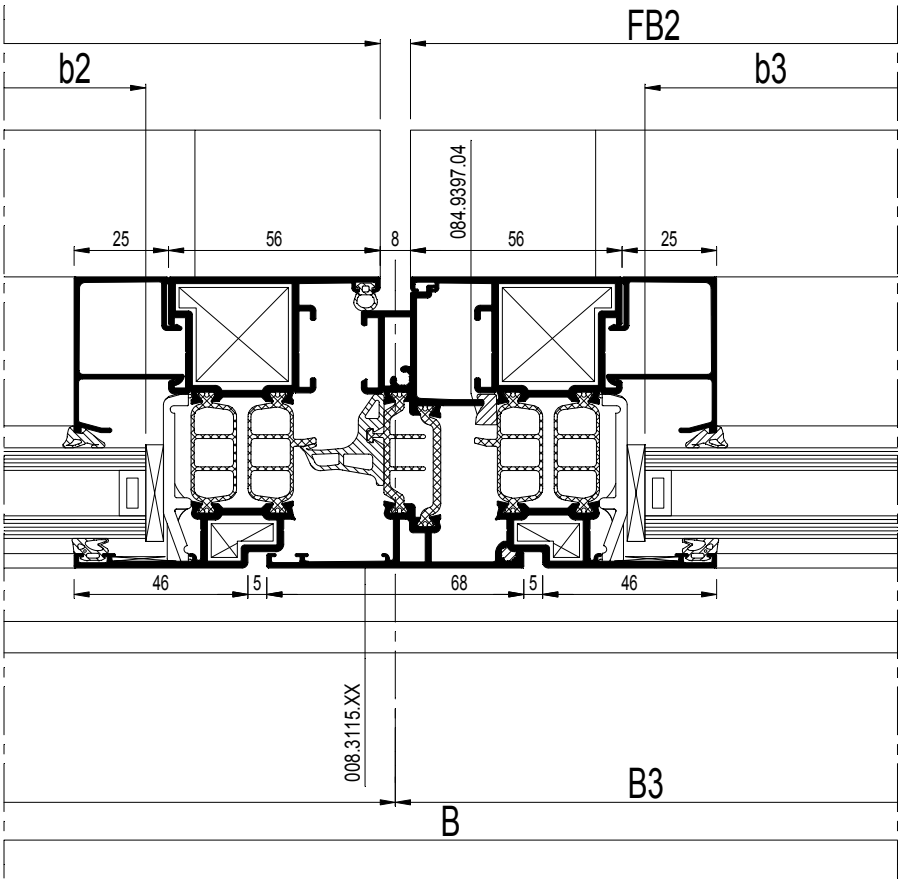

schaal - échelle
scale - Maßstab
1/2

D0078520

Werktekeningen
Coupes et débits
Work drawings
Werkzeichnungen

13.E.093
03/2010

CS 77-Fr

THERMO FRONT
THERMO FRONT
THERMO FRONT
THERMO FRONT

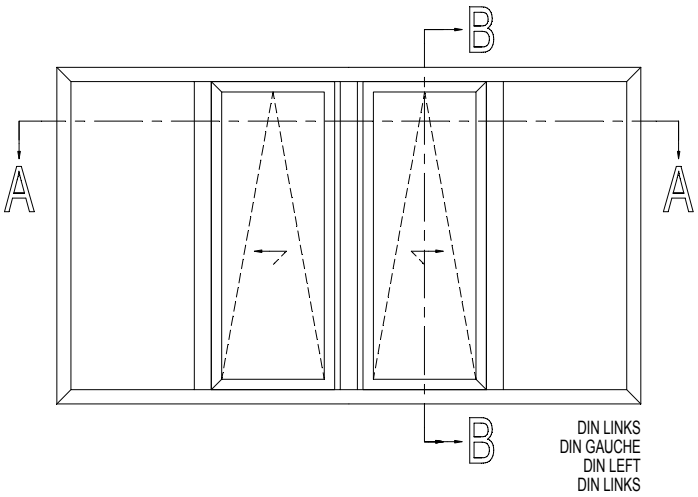

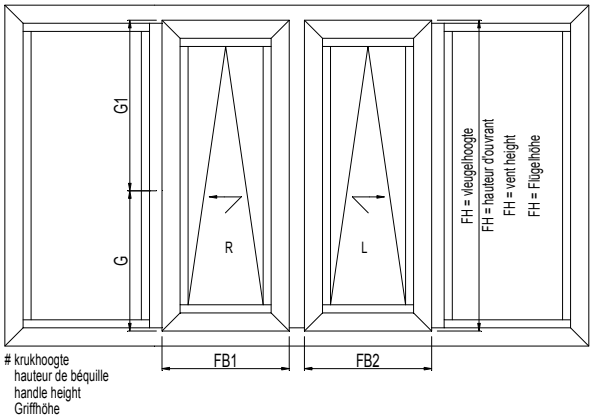

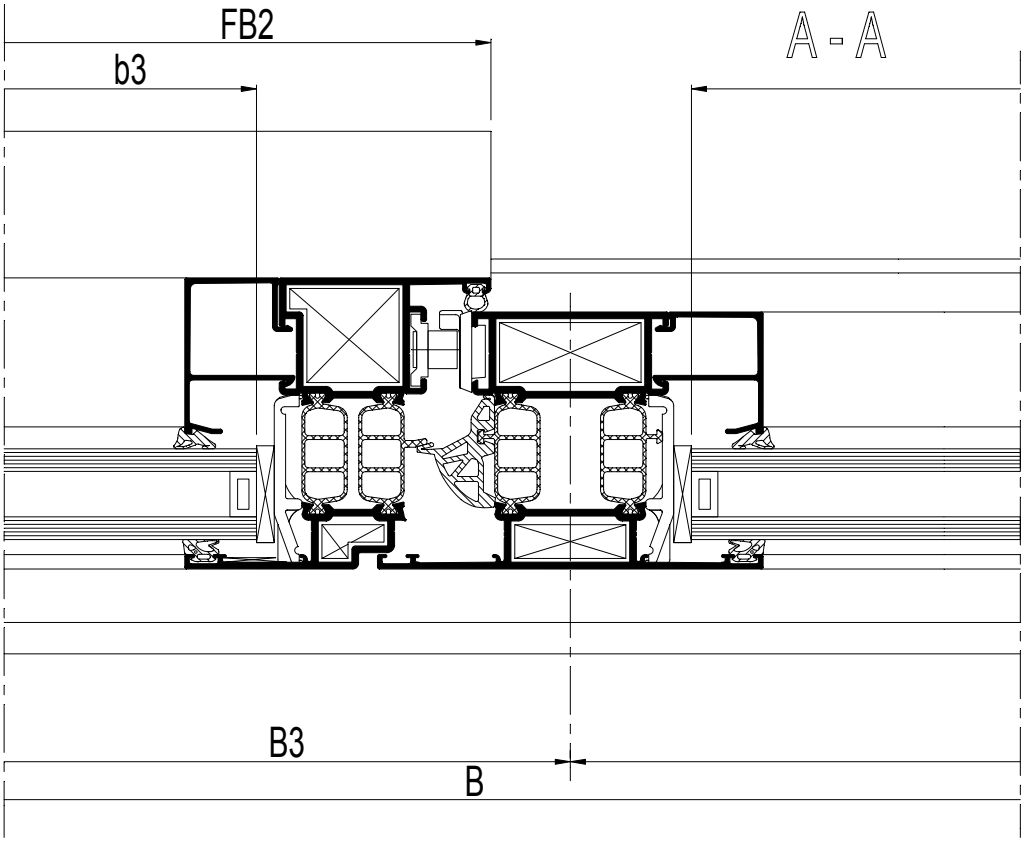

schaal - échelle
scale - Maßstab
1/2

D0078521

Werktekeningen
Coupes et débits
Work drawings
Werkzeichnungen

13.E.094
03/2010

CS 77-Fr

THERMO FRONT
THERMO FRONT
THERMO FRONT
THERMO FRONT

			#	Lm	
008.3125.XX			2	H	13.C....
			2	B	
008.3192.XX			2	B2 - 25	13.C....
			2	B4 - 25	
			4	H - 94	
008.3114.XX			2	H - 104	13.C....
008.3115.XX			1	H - 104	13.C....
030.3876.XX			1	*B1 - 78	13.C....
030.3877.XX			1	B	13.C....
062.8459.XX			2	B / 2 - 94	OPENING SYST.
of - ou - or - oder			2	B / 2 - 102	
062.8460.XX			2	B / 2 - 102	
of - ou - or - oder			1	FB1 - 98	
062.8461.XX			1	FB2 - 98	
			1	FB1 - 8	
			1	FB2 - 8	
			1	FB1 - 349.5	
			1	FB2 - 349.5	
030.3614.XX			2	B1 - 78	13.C....
			2	B4 - 78	
			4	H - 154	
030.3634.XX			2	B2 - 137	13.C....
			2	B3 - 137	
			4	H - 256	
001.0075.17			2	FB1 - 609	13.C....
			2	FB2 - 609	
			2	FH - 202.5	
			2	G - 218.5	
			2	G1 - 218.5	

*
AFHANKELIJK VAN HET AANTAL SLUITSTUKKEN (Profiel uit te zagen tussen sluitpunten)
DEPEND DU NOMBRE DE GACHES (Profilé à scier entre les points de fermeture)
DEPENDS ON THE NUMBER OF LOCK PLATES (Profile to be sawn out between the locking points)
IST ABHÄNGIG VON DER ANZAHL SCHLIEßSTÜCKE (Profil zwischen den Schließpunkten auszusägen)

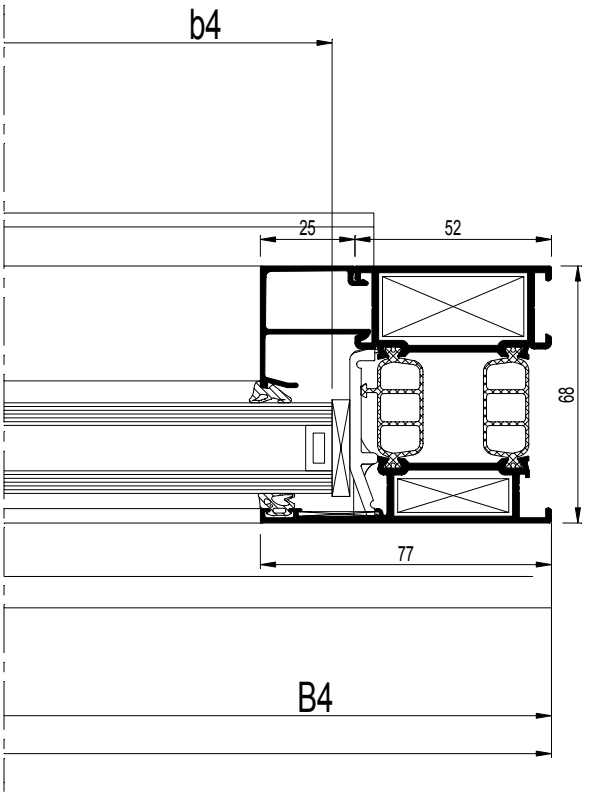

schaal - échelle
scale - Maßstab
1/2

D0078521

CS 77-Fr

THERMO FRONT
THERMO FRONT
THERMO FRONT
THERMO FRONT

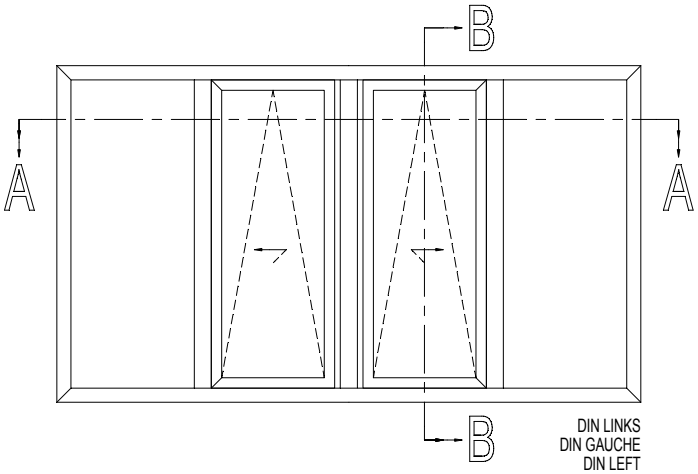

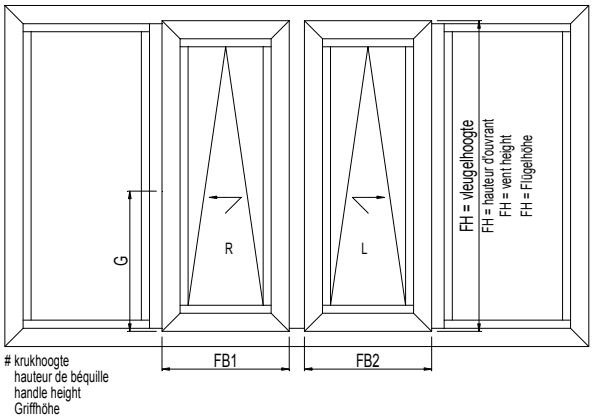

		#	☞
060.8723.--		12	ACCESS CS
068.7854.00		4	ACCESS CS
068.7855.00		4	ACCESS CS
0687860.00		8	ACCESS CS
068.7861.00		8	ACCESS CS
069.6689.04		1	ACCESS CS
069.8704.01		13.F....	ACCESS CS
068.8732.00		2	ACCESS CS
068.8682.04		8	ACCESS CS
062.8459.XX		1	OPENING SYST.
062.8467.--		1	OPENING SYST.
062.8465.--		1	OPENING SYST.
062.8469.XX		1	OPENING SYST.
062.8468.XX		1	OPENING SYST.
052.5317.--		1/300mm	ACCESS CS
080.9657.SY		(2xB1) + (2xH)	ACCESS CS
080.9467.04		4	ACCESS CS
080.9454.04		(2xB1)+(2xH)	ACCESS CS
080.9114.SY		(2xb1)+(2xb2)+	ACCESS CS
		(2xb3)+(2xb4)+	
		(4xh1)+(4xh2)	
080.9124.SY		(2xb1)+(2xb2)+	ACCESS CS
		(2xb3)+(2xb4)+	
		(4xh1)+(4xh2)	

Variant HI / Variante HI / Variant HI / Variante HI

080.9625.07		(2xb1)+(2xb2)+	ACCESS CS
		(2xb3)+(2xb4)+	
		(4xh1)+(4xh2)	
080.9231.07		(2xB)+(2xH)	ACCESS CS

schaal - échelle
scale - Maßstab
1/2

D0078522

B - B

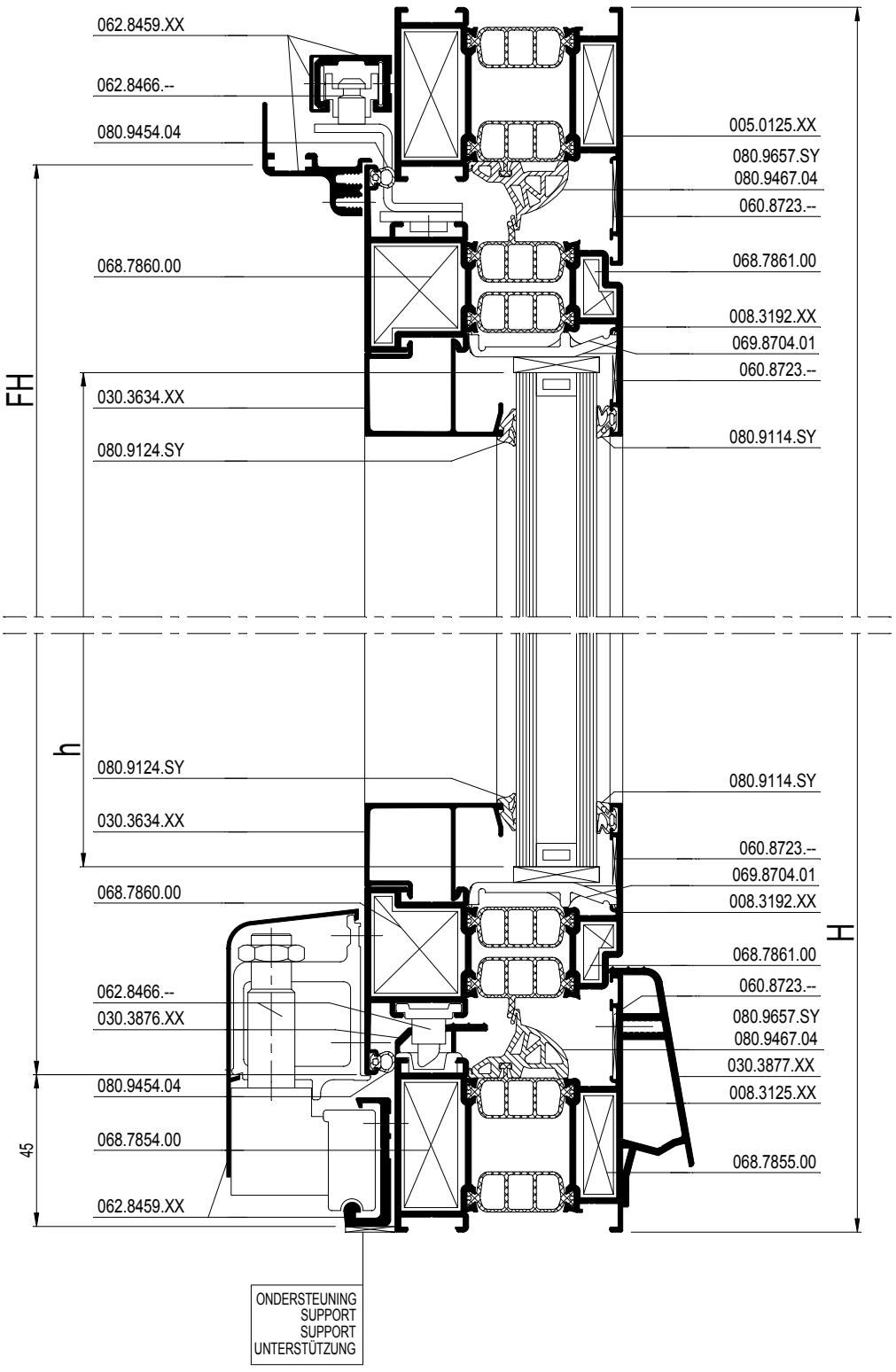

schaal - échelle
scale - Maßstab
1/2

D0078522

BINNENZICHT
VUE INTERIEURE
INSIDE VIEW
INNENSICHT

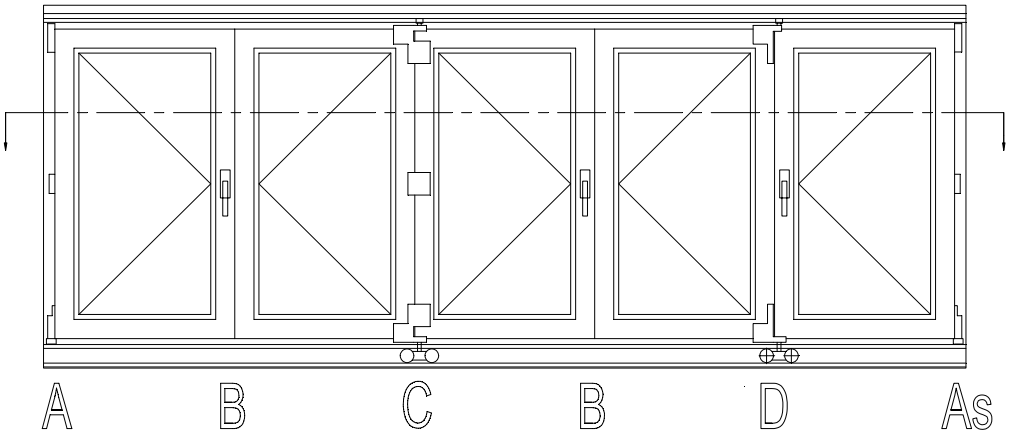

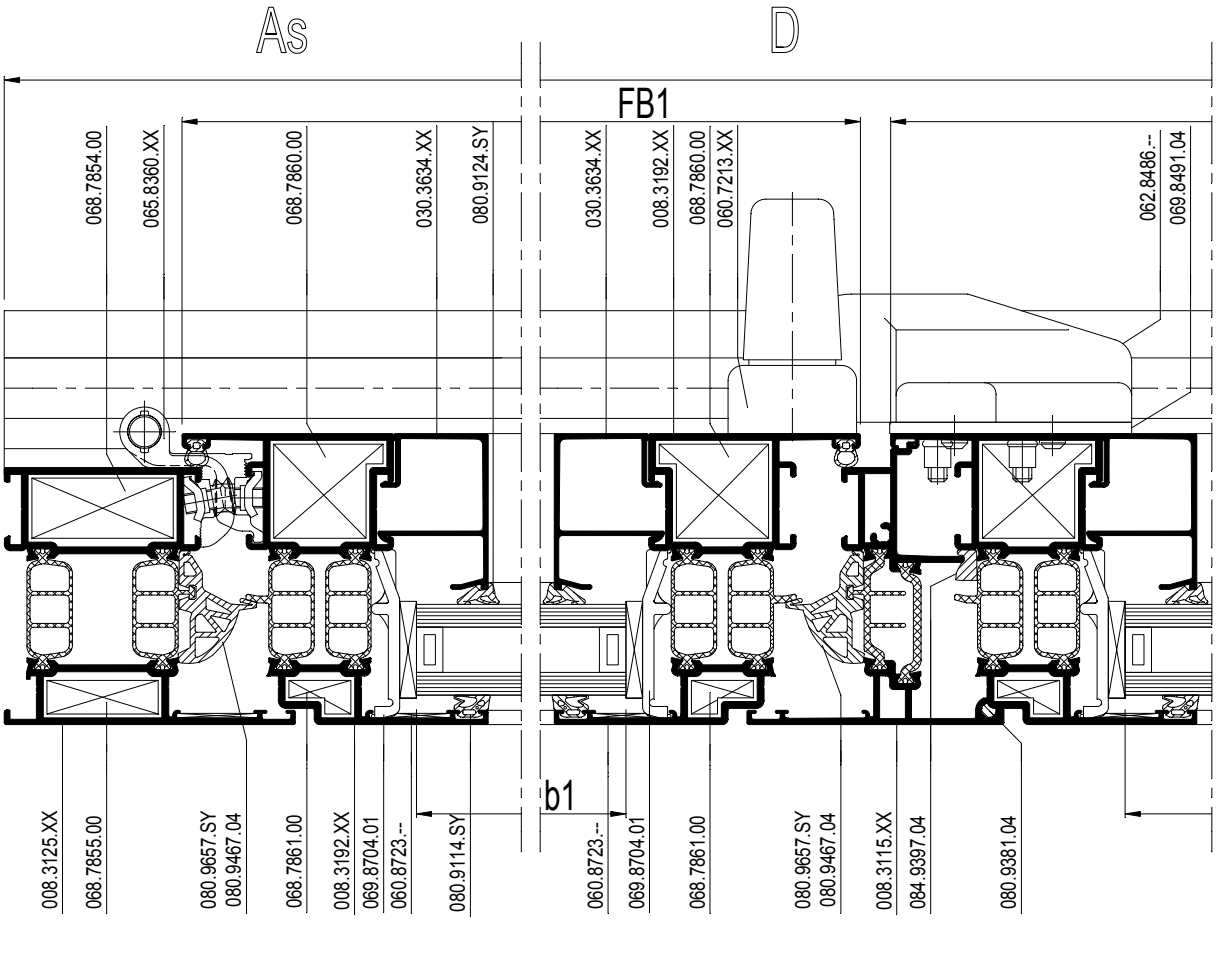

CS 77-MP

MULTI PATIO
MULTI PATIO
MULTI PATIO
MULTI PATIO

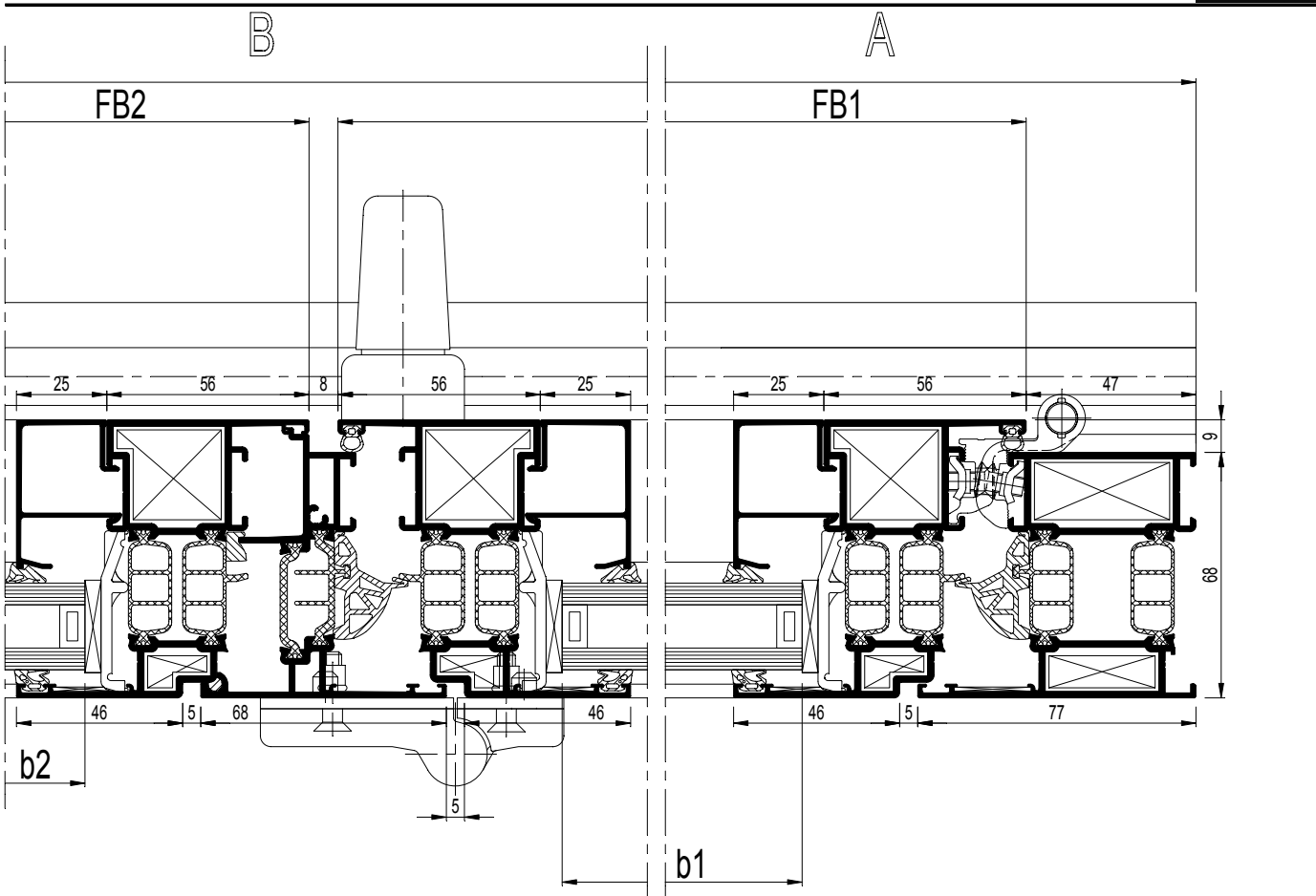

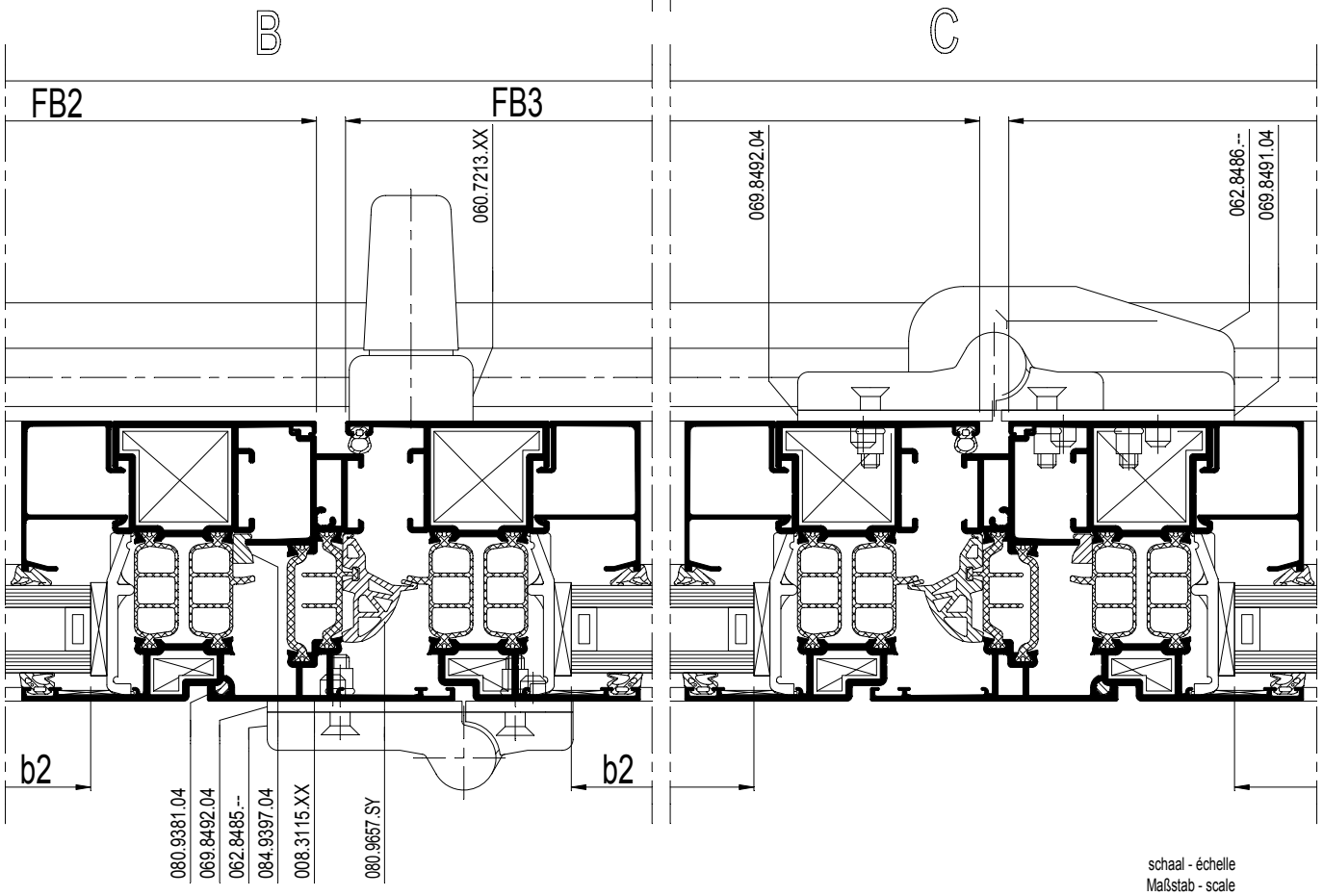

schaal - échelle
Maßstab - scale
1/2

D0009080

Werktekeningen
Coupes et débits
Work drawings
Werkzeichnungen

13.E.099
03/2010

D0009081

CS 77-MP

MULTI PATIO
MULTI PATIO
MULTI PATIO
MULTI PATIO

BINNENZICHT
VUE INTERIEURE
INSIDE VIEW
INNENSICHT

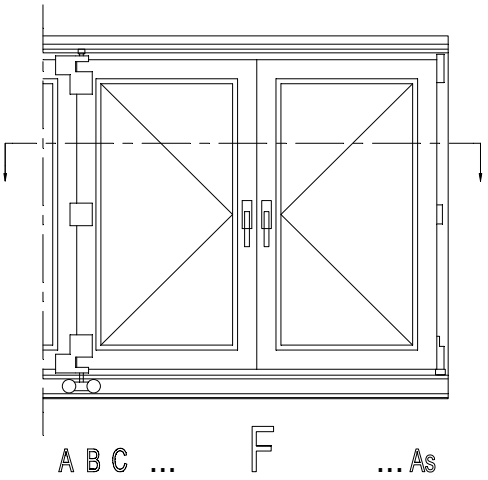

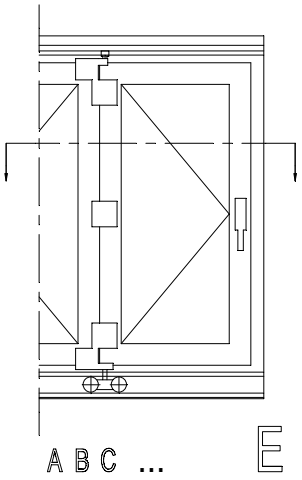

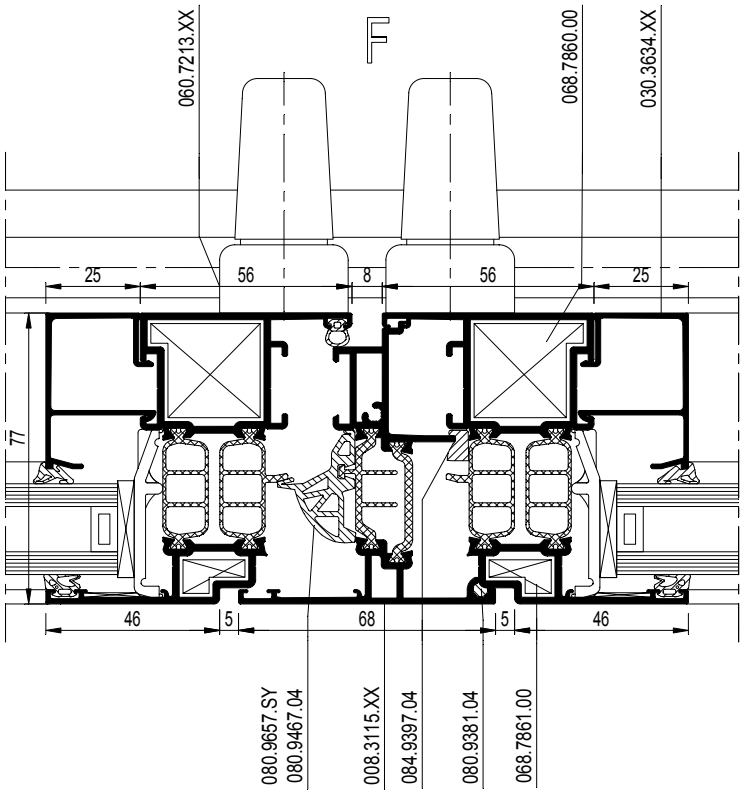

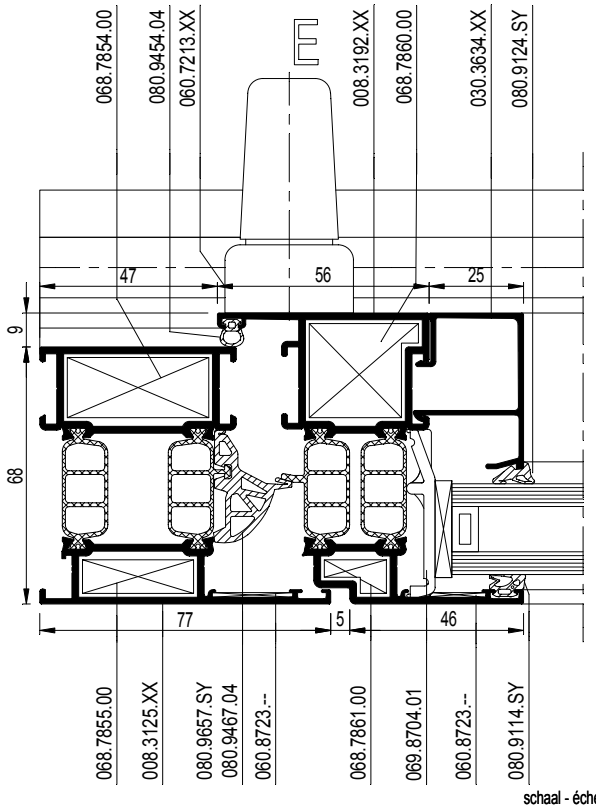

schaal - échelle
Maßstab - scale
1/2

D0009081

BINNENZICHT
VUE INTERIEURE
INSIDE VIEW
INNENSICHT

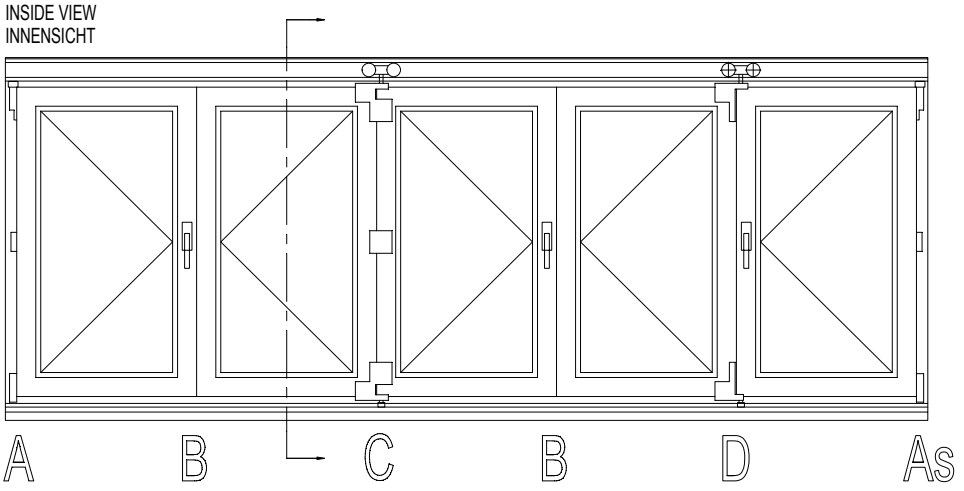

LOOPGARNITUUR AAN BOVENZIJDE
PAUMELLES-ROULETTES EN HAUT
HINGES-ROLLERS AT THE TOP
LAUFGARNITUR OBEN

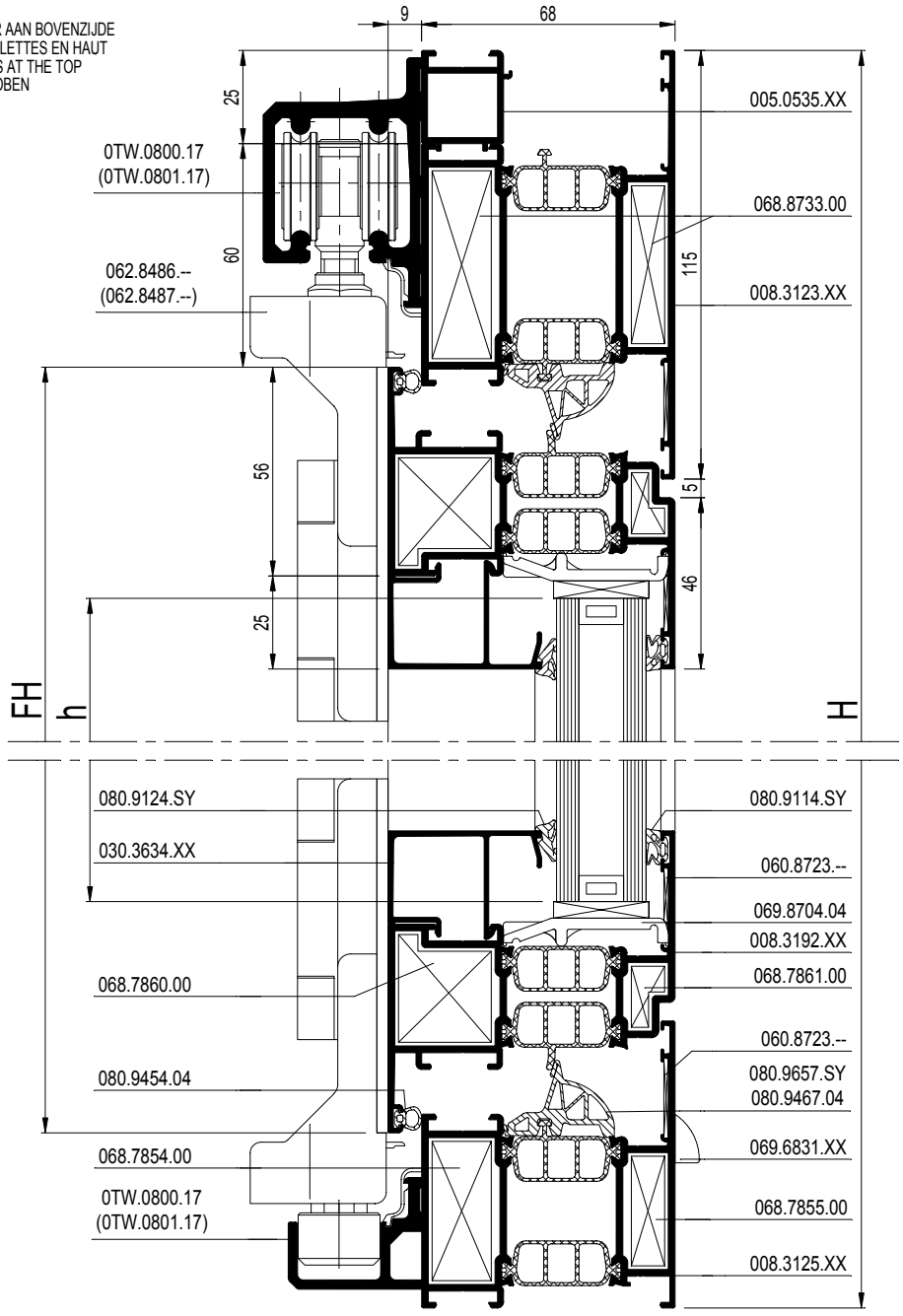

D0009082

BINNENZICHT
VUE INTERIEURE
INSIDE VIEW
INNENSICHT

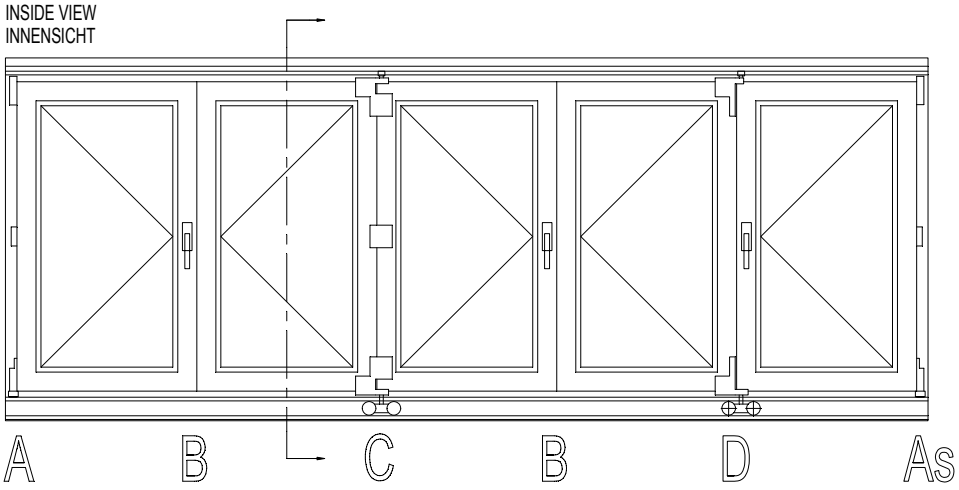

LOOPGARNITUUR AAN ONDERZIJDE
PAUMELLES-ROULETTES EN BAS
HINGES-ROLLERS AT THE BOTTOM
LAUFGARNITUR UNTEN

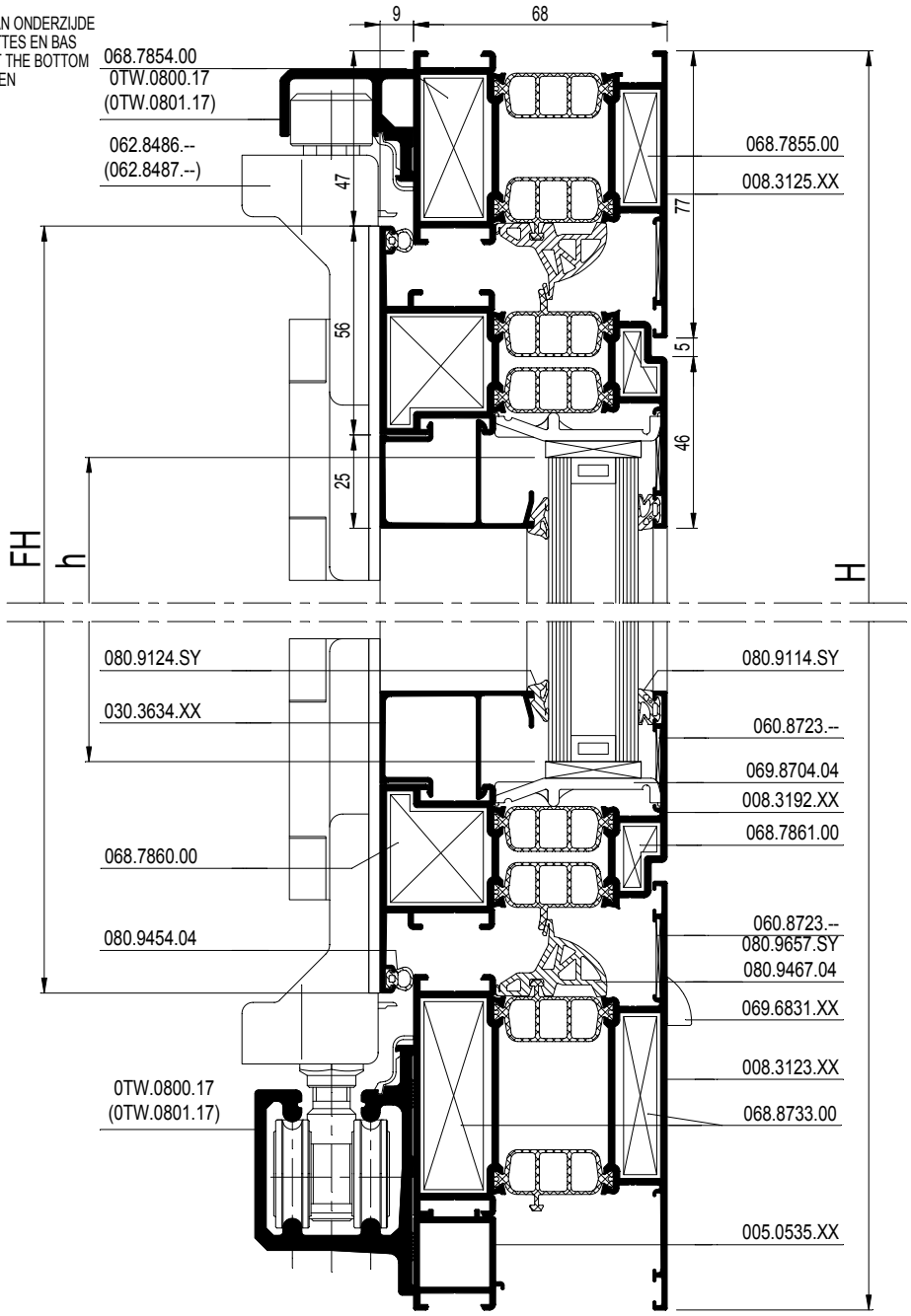

schaal - échelle
Maßstab - scale
1/2

D0009082

CS 77-MP

MULTI PATIO
MULTI PATIO
MULTI PATIO
MULTI PATIO

BINNENZICHT
VUE INTERIEURE
INSIDE VIEW
INNENSICHT

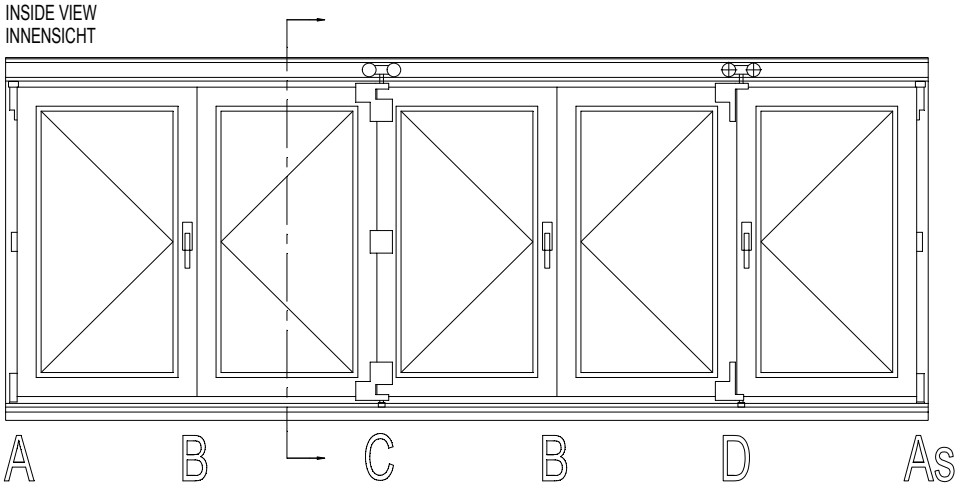

LOOPGARNITUUR AAN BOVENZIJDE
PAUMELLES-ROULETTES EN HAUT
HINGES-ROLLERS AT THE TOP
LAUFGARNITUR OBEN

VARIANT - VARIANTE

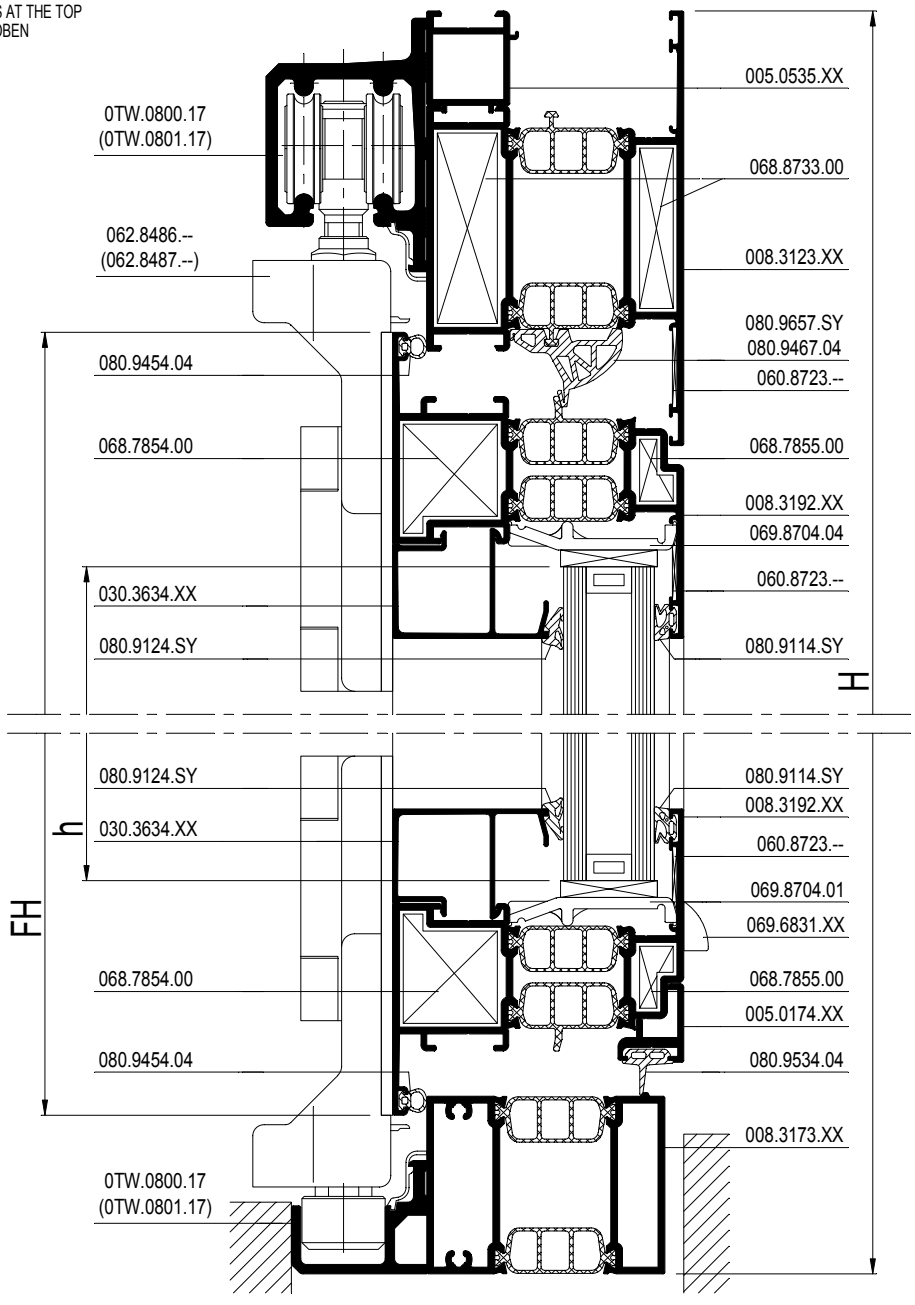

schaal - échelle
scale - Maßstab
1/2

D0009083

CS 77-MP

MULTI PATIO
MULTI PATIO
MULTI PATIO
MULTI PATIO

			Lm	321	330	431	541	550	532	651	633	761	770	743	
008.3125.XX			B	1	1	1	1	1	1	1	1	1	1	1	13.C....
			H	1	1	1	1	1	1	1	1	1	1	1	
			H	1	1	1	1	1	1	1	1	1	1	1	
of bij variant met bodemprofiel - ou pour la variante avec profilé de seuil or for variant with floor profile - oder bei der Variante mit Schwelle															
008.3173.XX			B - 104	1	1	1	1	1	1	1	1	1	1	1	13.C....
008.3125.XX			H	1	1	1	1	1	1	1	1	1	1	1	13.C....
			H	1	1	1	1	1	1	1	1	1	1	1	
008.3123.XX			B - 104	1	1	1	1	1	1	1	1	1	1	1	13.C....
005.0535.XX			B - 104	1	1	1	1	1	1	1	1	1	1	1	13.C....
008.3192.XX			FB1	4	4	4	4	4	4	4	4	4	4	4	13.C....
			FH = H - 132	4	4	4	4	4	4	4	4	4	4	4	
**008.3192.XX			FH = H - 127	4	4	4	4	4	4	4	4	4	4	4	13.C....
**005.0174.XX			FB1 - 70	2	2	2	2	2	2	2	2	2	2	2	13.C....
030.3634.XX			FB1 - 112	4	4	4	4	4	4	4	4	4	4	4	13.C....
			FH - 162	4	4	4	4	4	4	4	4	4	4	4	
008.3192.XX			FB2	2	2	4	4	4	4	4	4	6	6	6	13.C....
			FH = H - 132	2	2	4	4	4	4	4	4	6	6	6	
**008.3192.XX			FH = H - 127	4	4	4	4	4	4	4	4	4	4	4	13.C....
**005.0174.XX			FB2	1	1	2	2	2	2	2	2	3	3	3	13.C....
030.3634.XX			FB2 - 112	2	2	4	4	4	4	4	4	6	6	6	13.C....
			FH - 162	2	2	4	4	4	4	4	4	6	6	6	
008.3192.XX			FB3	0	0	0	2	2	2	4	4	4	4	4	13.C....
			FH = H - 132	0	0	0	2	2	2	4	4	4	4	4	
**008.3192.XX			FH = H - 127	4	4	4	4	4	4	4	4	4	4	4	13.C....
**005.0174.XX			FB3 - 70	0	0	0	1	1	1	2	2	2	2	2	13.C....
030.3634.XX			FB3 - 112	0	0	0	2	2	2	4	4	4	4	4	13.C....
			FH - 162	0	0	0	2	2	2	4	4	4	4	4	
008.3115.XX			FH - 62	2	2	3	4	4	4	5	5	6	6	6	13.C....
**008.3115.XX			FH - 50.2	2	2	3	4	4	4	5	5	6	6	6	13.C....
001.0075.17			* S1 = G1 - 68	2	2	3	3	3	3	4	4	4	4	4	13.C....
			* S2 = G2 - 68	2	2	3	3	3	3	4	4	4	4	4	
**001.0075.17			* S1 = G1 - 169	2	2	3	3	3	3	4	4	4	4	4	13.F....
			* S2 = G2 - 169	2	2	3	3	3	3	4	4	4	4	4	13.F....

**enkel bij variant met bodemprofiel
**seulement pour la variante avec profilé de seuil
**only for variant with floor profile
**nur bei der Variante mit Schwelle

*

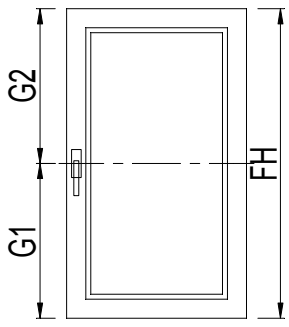

schaal - échelle
scale - Maßstab

D0009083

CS 77-MP

MULTI PATIO
MULTI PATIO
MULTI PATIO
MULTI PATIO

REYNAERS aluminium

			321	330	431	541	550	532	651	633	761	770	743	
Basisset, jeu de base, Basissatz, basic set														
065.8375.XX		FH < 1200	4	2	4	4	2	4	4	4	4	2	4	OPENING SYST.
065.8375.XX		1200 < FH < 1800	6	3	6	6	3	6	6	6	6	3	6	OPENING SYST.
065.8375.XX		1800 < FH < 2400	8	4	8	8	4	8	8	8	8	4	8	OPENING SYST.
060.7064.-- + 060.7065.--		1800 < FH < 2400	2	2	3	3	3	3	4	4	4	4	4	OPENING SYST. OPENING SYST.
062.8474.--			2	2	3	3	3	3	4	4	4	4	4	OPENING SYST.
**062.8435.--			2	2	3	3	3	3	4	4	4	4	4	OPENING SYST.
**061.7200.--			2	2	3	3	3	3	4	4	4	4	4	OPENING SYST.
060.7064.--			2	2	3	3	3	3	4	4	4	4	4	OPENING SYST.
060.7213.XX			2	2	3	3	3	3	4	4	4	4	4	OPENING SYST.
**060.7204.XX			2	2	3	3	3	3	4	4	4	4	4	OPENING SYST.
B 062.8485.--			1	1	1	2	2	2	2	2	3	3	3	OPENING SYST.
069.8488.SY			1	1	1	2	2	2	2	2	3	3	3	OPENING SYST.
C 062.8486.--			0	1	1	1	2	1	2	2	2	3	2	OPENING SYST.
069.8489.SY			0	1	1	1	2	1	2	2	2	3	2	OPENING SYST.
069.8494.SY			0	1	1	1	2	1	2	2	2	3	2	OPENING SYST.
069.8491.04			2	2	2	4	4	4	4	4	6	6	6	OPENING SYST.
069.8492.04			6	10	10	16	20	16	20	20	26	30	26	OPENING SYST.
D 062.8487.--			1	0	0	1	0	1	0	0	1	0	1	OPENING SYST.
069.8490.SY			1	0	0	1	0	1	0	0	1	0	1	OPENING SYST.
0TW.0800.17		4.5m	1	1	1	1	1	1	1	1	1	1	1	OPENING SYST.
0TW.0801.17		7m												OPENING SYST.

TYPE	FB1	FB2	FB3
321/330	(B - 24) : 3	FB1 - 86	-
431	(B + 54) : 4	FB1 - 86	-
541/550/532	(B + 58) : 5	FB1 - 86	FB1 - 12
651/633	(B + 62) : 6	FB1 - 86	FB1 - 12
761/770/743	(B + 140) : 7	FB1 - 86	FB1 - 12

b1 = FB1 - 124
b2 = FB2 - 124
b3 = FB3 - 124
h = FH - 124

D0009084

CS 77-MP

MULTI PATIO
MULTI PATIO
MULTI PATIO
MULTI PATIO

			321	330	431	541	550	532	651	633	761	770	743	
060.8723.--			14	14	18	22	22	22	26	26	30	30	30	ACCESS CS
068.7854.--			2	2	2	2	2	2	2	2	2	2	2	ACCESS CS
068.7855.--			2	2	2	2	2	2	2	2	2	2	2	ACCESS CS
of bij variant met bodemprofiel - ou pour la variante avec profilé de seuil or for variant with floor profile - oder bei der Variante mit Schwelle														
060.8723.--			12	12	16	20	20	20	24	24	28	28	28	ACCESS CS
068.7854.--			2	2	2	2	2	2	2	2	2	2	2	ACCESS CS
068.7855.--			2	2	2	2	2	2	2	2	2	2	2	ACCESS CS
068.7860.00			12	12	16	20	20	20	24	24	28	28	28	ACCESS CS
068.7861.00			12	12	16	20	20	20	24	24	28	28	28	ACCESS CS
068.8733.00			2	2	2	2	2	2	2	2	2	2	2	ACCESS CS
068.8682.04.04			4	4	4	4	4	4	4	4	4	4	4	ACCESS CS
069.6732.01		13.F....												ACCESS CS
052.5311.--		13.F....												ACCESS CS
069.6831.XX		13.F....												ACCESS CS
069.8704.01		13.F....												ACCESS CS
052.5313.--			4	4	6	8	8	8	10	10	12	12	12	ACCESS CS

***Bij variant met bodemprofiel, enkel het bovenste stolpstuk gebruiken.

***Pour la variante avec profilé de seuil, seulement employer la pièce double ouvrant supérieure.

***For variant with floor profile, use only the upper double casement piece.

***Bei der Variante mit Schwelle, Nur das obere Stulpstück anwenden.

050.5161.--			18	24	24	42	48	42	48	48	66	72	66	ACCESS CS
057.5710.--			18	28	28	46	56	46	56	56	74	84	74	ACCESS CS
050.5131.--			0	8	8	8	16	8	16	16	16	24	16	ACCESS CS
080.9381.04			H x 2	H x 2	H x 3	H x 4	H x 4	H x 4	H x 5	H x 5	H x 6	H x 6	H x 6	ACCESS CS
084.9397.04			H x 2	H x 2	H x 3	H x 4	H x 4	H x 4	H x 5	H x 5	H x 6	H x 6	H x 6	ACCESS CS
080.9454.04			2B + 4H	2B + 4H	2B + 5H	2B + 6H	2B + 6H	2B + 6H	2B + 7H	2B + 7H	2B + 8H	2B + 8H	2B + 8H	ACCESS CS
080.9657.SY			2B + 4H	2B + 4H	2B + 5H	2B + 6H	2B + 6H	2B + 6H	2B + 7H	2B + 7H	2B + 8H	2B + 8H	2B + 8H	ACCESS CS
080.9467.04			4	4	4	4	4	4	4	4	4	4	4	ACCESS CS
**080.9534.04			B	B	B	B	B	B	B	B	B	B	B	ACCESS CS

of bij variant met bodemprofiel - ou pour la variante avec profilé de seuil

or for variant with floor profile - oder bei der Variante mit Schwelle

080.9467.04			2	2	2	2	2	2	2	2	2	2	2	ACCESS CS
		321 330	431		541	550	532	651	633	761	770	743		
080.9114.SY		(4xb1)+(2xb2)+(6xh)	(4xb1)+(4xb2)+(8xh)		(4xb1)+(4xb2)+(2xb3)+(10xh)			(4xb1)+(4xb2)+(4xb3)+(12xh)		(4xb1)+(6xb2)+(4xb3)+(14xh)				ACCESS CS
080.9124.SY		(4xb1)+(2xb2)+(6xh)	(4xb1)+(4xb2)+(8xh)		(4xb1)+(4xb2)+(2xb3)+(10xh)			(4xb1)+(4xb2)+(4xb3)+(12xh)		(4xb1)+(6xb2)+(4xb3)+(14xh)				ACCESS CS

052.5313.--			1/300mm	ACCESS CS
052.5313.--			1/300mm	ACCESS CS
052.5313.--			1/300mm	ACCESS CS

schaal - échelle
Maßstab - scale
1/2

D0009084

CS 77

DEUR BINNENDRAAIEND 'BORSTELAFSLUITING'
PORTE OUVRANT VERS L'INTERIEUR 'JOINT-BROSSE'
DOOR INWARD OPENING 'BRUSH'
TUER NACH INNEN OEFFNEND 'BUERSTENDICHTUNG'

REYNAERS aluminium

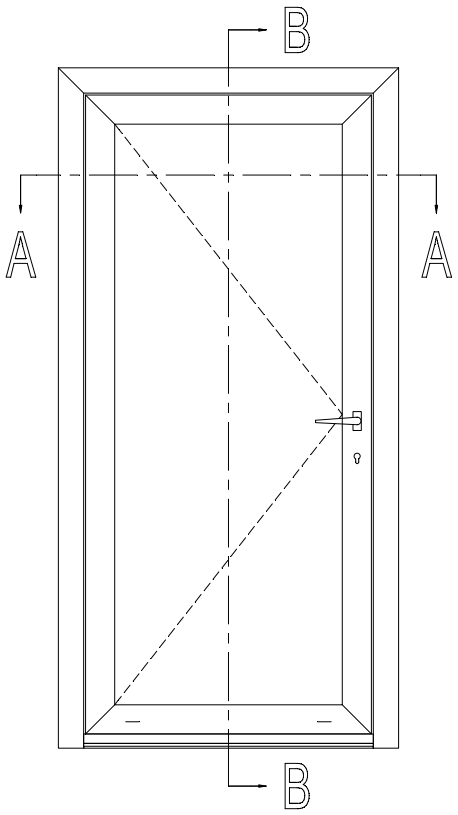

			#	Lm	
008.1898.XX			1	B	13.C....
			1	H	
			1	H	
008.2026.XX			2	B - 96	13.C....
			2	H - 61	
030.3614.XX			2	B - 250	13.C....
			2	H - 265	
008.1175.XX			1	B - 138	13.C....
008.0071.XX			1	B - 118	13.C....

b = B - 262
h = H - 227

A - A

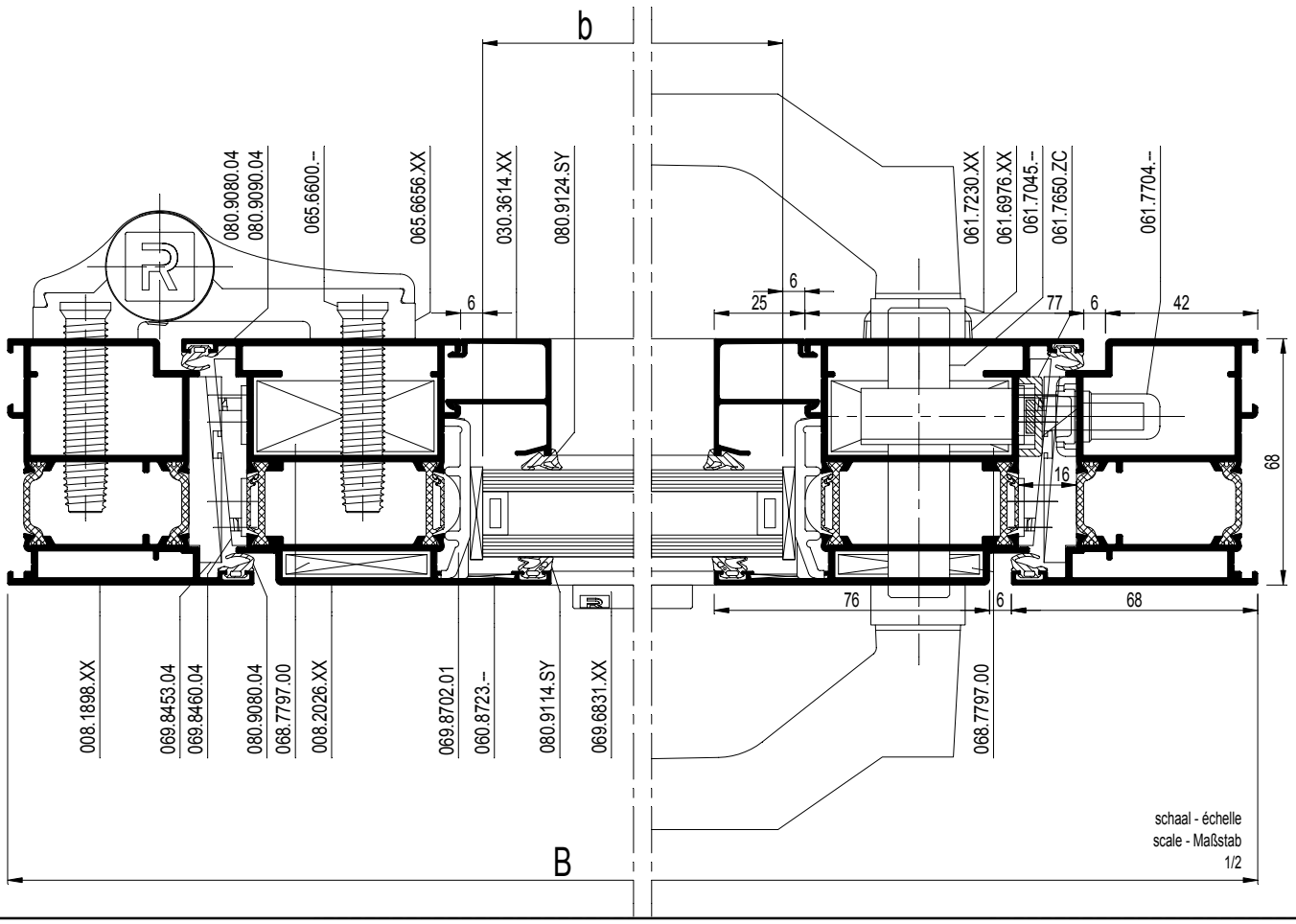

D0075135

CS 77

DEUR BINNENDRAAIEND 'BORSTELAFSLUITING'
PORTE OUVRANT VERS L'INTERIEUR 'JOINT-BROSSE'
DOOR INWARD OPENING 'BRUSH'
TUER NACH INNEN OEFFNEND 'BUERSTENDICHTUNG'

REYNAERS aluminium

		#	☞
068.7794.00		2	ACCESS CS
068.7797.00		4	ACCESS CS
060.8723.--		4	ACCESS CS
065.6656.XX		13.F....	ACCESS CS
065.6600.--		13.F....	ACCESS CS
061.7650.ZC		1	ACCESS CS
052.5316.--		2	ACCESS CS
061.7704.--		1	ACCESS CS
052.5316.--		3	ACCESS CS
061.7230.XX		1	ACCESS CS
050.5161.--		4	ACCESS CS
061.7045.--		1	ACCESS CS
061.6976.XX		1	ACCESS CS
052.5311.--		2	ACCESS CS
069.6831.XX		13.F....	ACCESS CS
069.8702.01		13.F....	ACCESS CS
069.8453.04		1	ACCESS CS
052.5311.--		4	
069.8460.04		1	ACCESS CS
052.5311.--		4	
080.9080.04		(2xB)+(4xH)	ACCESS CS
080.9090.04		2	ACCESS CS
080.9114.SY		(2xb)+(2xh)	ACCESS CS
080.9124.SY		(2xb)+(2xh)	ACCESS CS
081.9092.04		12 x 51.5	ACCESS CS
081.9141.04		13.F....	ACCESS CS
052.5315.--		1/300mm	ACCESS CS

Variant HI / Variante HI / Variant HI / Variante HI

080.9625.07		(2xb)+(2xh)	ACCESS CS
080.9231.07		(1xB)+(2xH)	ACCESS CS

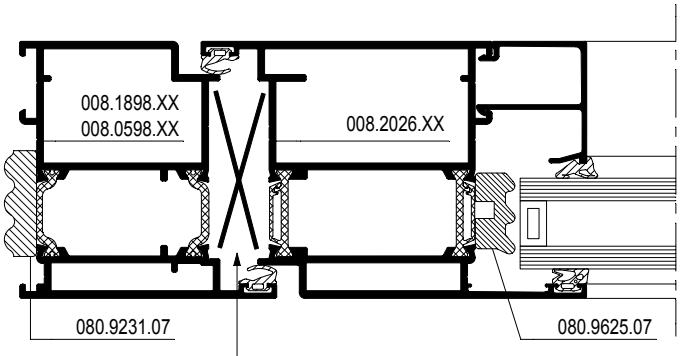

HIER GEEN PEX - ISOLATIE DICHTING
ICI NE PAS DE PEX - JOINT D'ISOLATION
HERE NO PEX - INSULATION GASKET
HIER KEIN HI - DICHTUNG

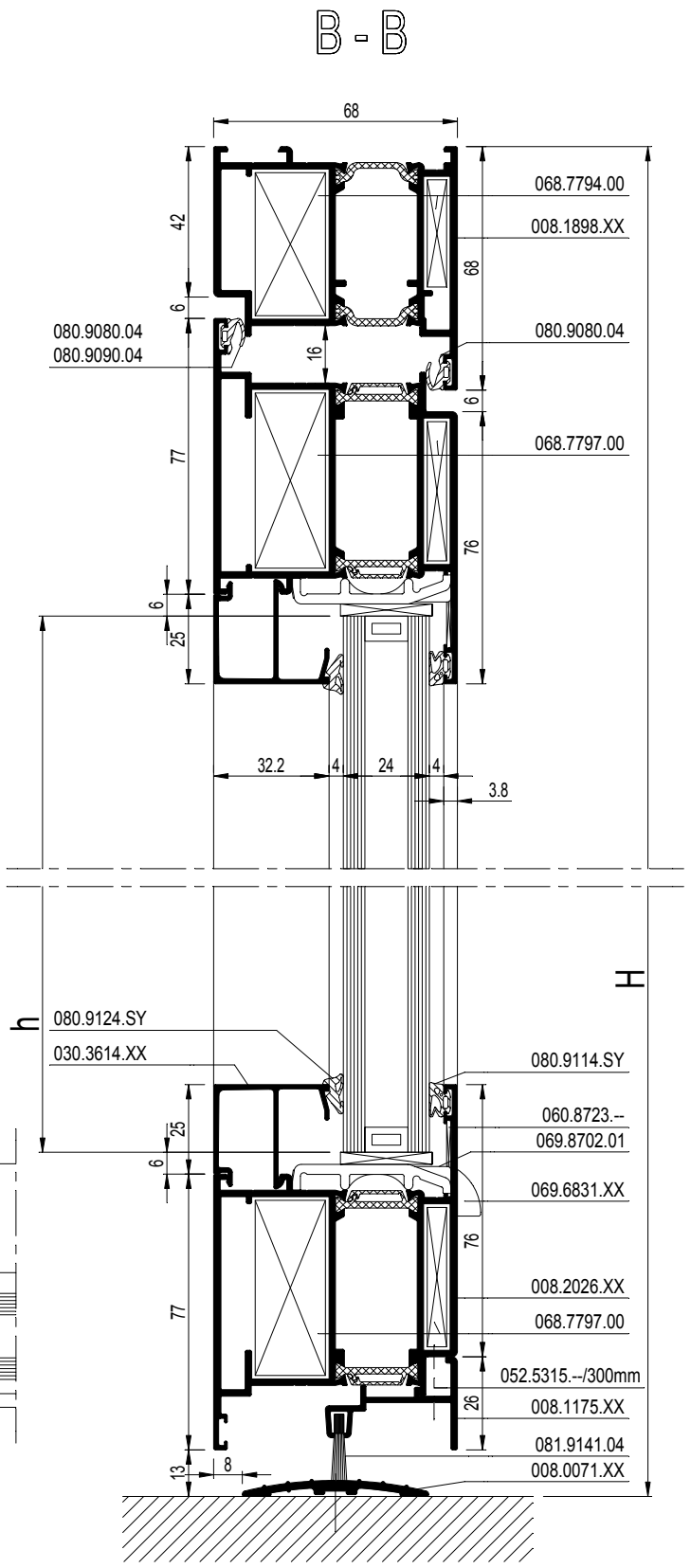

schaal - échelle
scale - Maßstab
1/2

D0075135

CS 77

SAMENGESTELDE DEUR BINNENDRAAIEND 'BORSTELAFSLUITING'
PORTE COMPOSEE OUVRANT VERS L'INTERIEUR 'JOINT-BROSSE'
COMBINED DOOR INWARD OPENING 'BRUSH'
KOMBINIERTE TUER NACH INN. OEFFNEND 'BUERSTENDICHTUNG'

REYNAERS aluminium

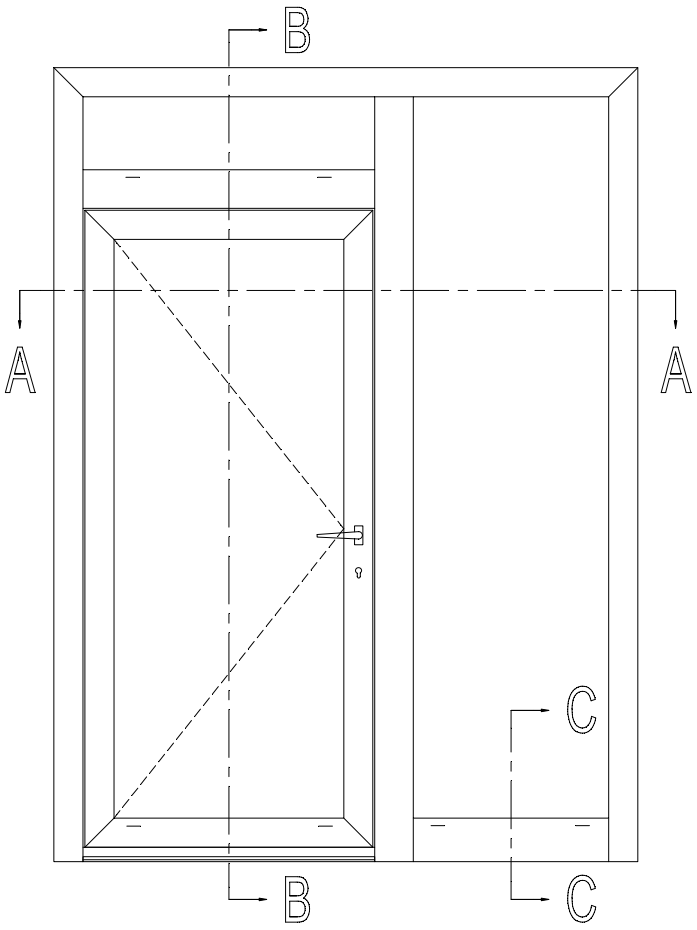

b1 = B1 -256
h1 = H1 - 211
b2 = B2 - 90
h2 = H - 154
b3 = B1 - 90
h3 = H2 - 90

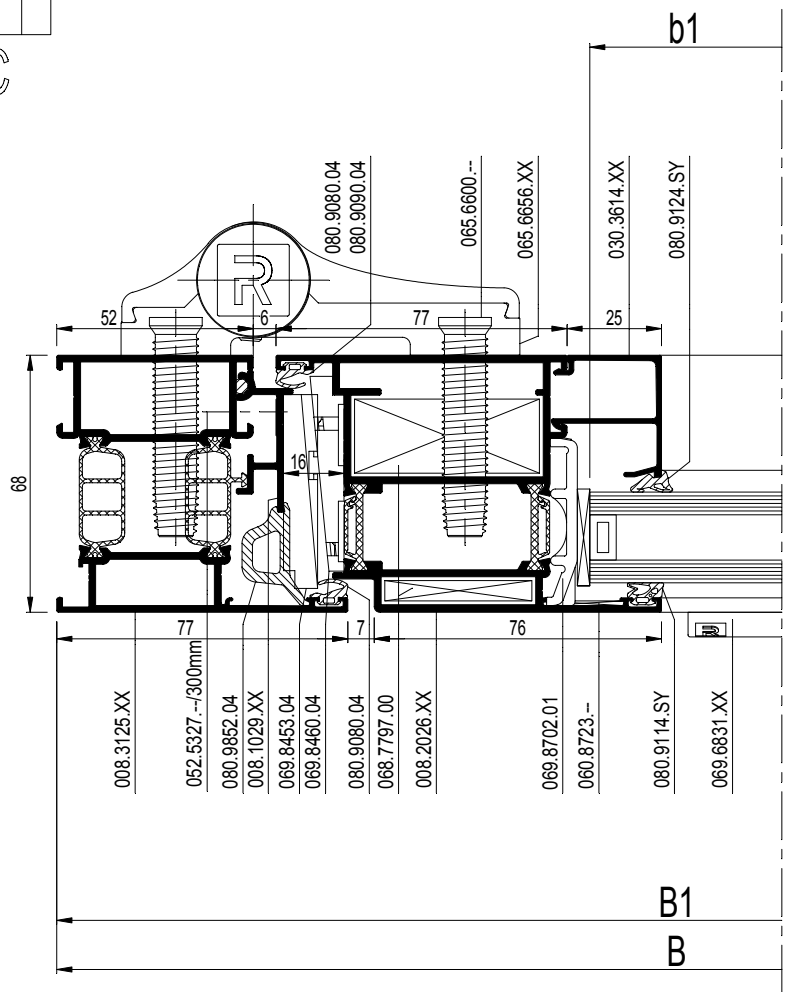

schaal - échelle
scale - Maßstab
1/2

D0075137

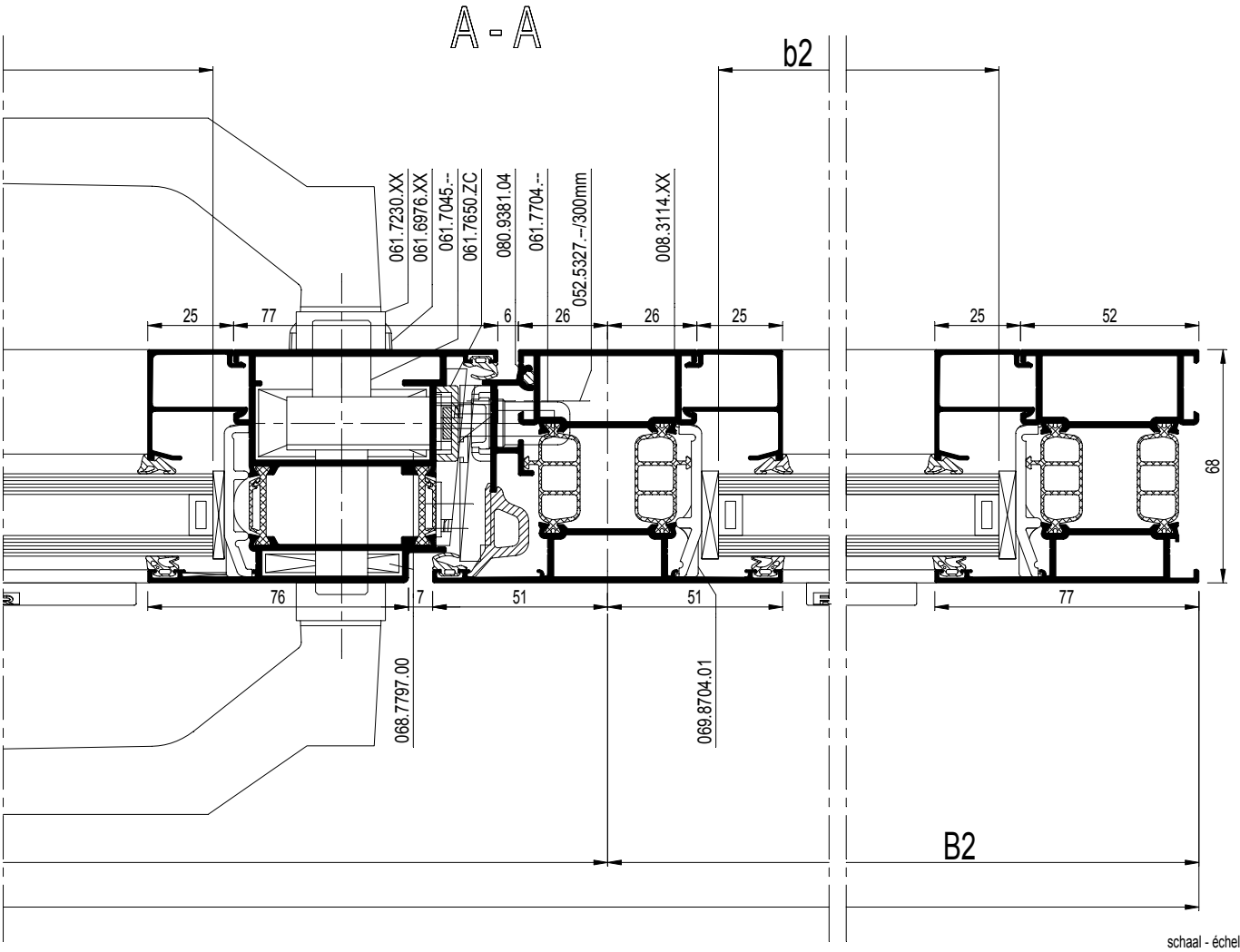

schaal - échelle
scale - Maßstab
1/2

D0075137

CS 77

SAMENGESTELDE DEUR BINNENDRAAIEND 'BORSTELAFSLUITING'
PORTE COMPOSEE OUVRANT VERS L'INTERIEUR 'JOINT-BROSSE'
COMBINED DOOR INWARD OPENING 'BRUSH'
KOMBINIERTE TUER NACH INN. OEFFNEND 'BUERSTENDICHTUNG'

REYNAERS aluminium

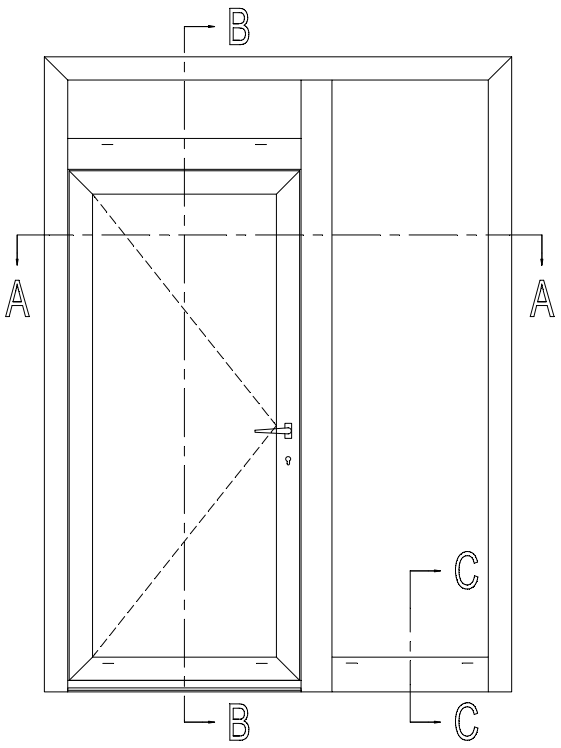

			#	Lm	
008.3125.XX			1	B	13.C....
			1	H	
			1	H	
008.2026.XX			2	B1 - 90	13.C....
			2	H1 - 45	
008.1029.XX			1	H1 - 21.5	13.C....
			1	H1 - 21.5	
			1	B1 - 69	
008.3114.XX			1	H - 52	13.C....
			1	B1 - 78	
008.3123.XX			1	B2 - 78	13.C....
008.1175.XX			1	B1 - 130	13.C....
008.0071.XX			1	B1 - 112	13.C....
005.0535.XX			1	B2 - 78	13.C....
030.3614.XX			2	B1 - 244	13.C....
			2	H1 - 249	
			2	B1 - 78	
			2	H2 - 128	
			2	B2 - 78	
			2	H - 192	

		#	
068.7854.00		2	ACCESS CS
068.7855.00		2	ACCESS CS
068.7797.00		6	ACCESS CS
060.8723.--		6	ACCESS CS
068.8732.00		3	ACCESS CS
068.8682.04		6	ACCESS CS
050.5153.--		6	ACCESS CS
068.8733.00		2	ACCESS CS
068.8682.04		4	ACCESS CS
050.5153.--		4	ACCESS CS
065.6656.XX		13.F....	ACCESS CS
065.6600.--		13.F....	ACCESS CS
061.7650.ZC		1	ACCESS CS
052.5316.--		2	ACCESS CS
061.7045.--		1	ACCESS CS
061.6976.XX		1	ACCESS CS
052.5311.--		2	ACCESS CS
061.7704.--		1	ACCESS CS
052.5316.--		3	ACCESS CS
061.7230.XX		1	ACCESS CS
050.5161.--		4	ACCESS CS
069.6831.XX		13.F....	ACCESS CS
069.8702.01		13.F....	ACCESS CS
069.8704.01		13.F....	ACCESS CS
069.8453.04		1	ACCESS CS
052.5311.--		4	
069.8460.04		1	ACCESS CS
052.5311.--		4	
080.9381.04		B1 - 69	ACCESS CS
		2x (H1 - 21.5)	
080.9080.04		(2xB1)+(4xH1)	ACCESS CS
080.9090.04		2	ACCESS CS
080.9114.SY		(2xb1)+(2xh1)	ACCESS CS
		+(2xb2)+(2xh2)	ACCESS CS
		+(2xb3)+(2xh3)	ACCESS CS
080.9124.SY		(2xb1)+(2xh1)	ACCESS CS
		+(2xb2)+(2xh2)	ACCESS CS
		+(2xb3)+(2xh3)	ACCESS CS
080.9852.04		13.F....	ACCESS CS
081.9092.04		12 x 51.5	ACCESS CS
081.9141.04		13.F....	ACCESS CS
052.5315.--		1/300mm	ACCESS CS
052.5317.--		1/300mm	ACCESS CS
052.5327.--		1/300mm	ACCESS CS

schaal - échelle
scale - Maßstab
1/2

D0075138

CS 77

SAMENGESTELDE DEUR BINNENDRAAIEND 'BORSTELAFSLUITING'
PORTE COMPOSEE OUVRANT VERS L'INTERIEUR 'JOINT-BROSSE'
COMBINED DOOR INWARD OPENING 'BRUSH'
KOMBINIERTE TUER NACH INN. OEFFNEND 'BUERSTENDICHTUNG'

REYNAERS aluminium

Variant HI / Variante HI / Variant HI / Variante HI

		#	☞
080.9625.07	▨	(2xb1)+(2xh1)	ACCESS CS
		+(2xb2)+(2xh2)	ACCESS CS
		+(2xb3)+(2xh3)	ACCESS CS
080.9231.07	▨	(1xB)+(2xH)	ACCESS CS

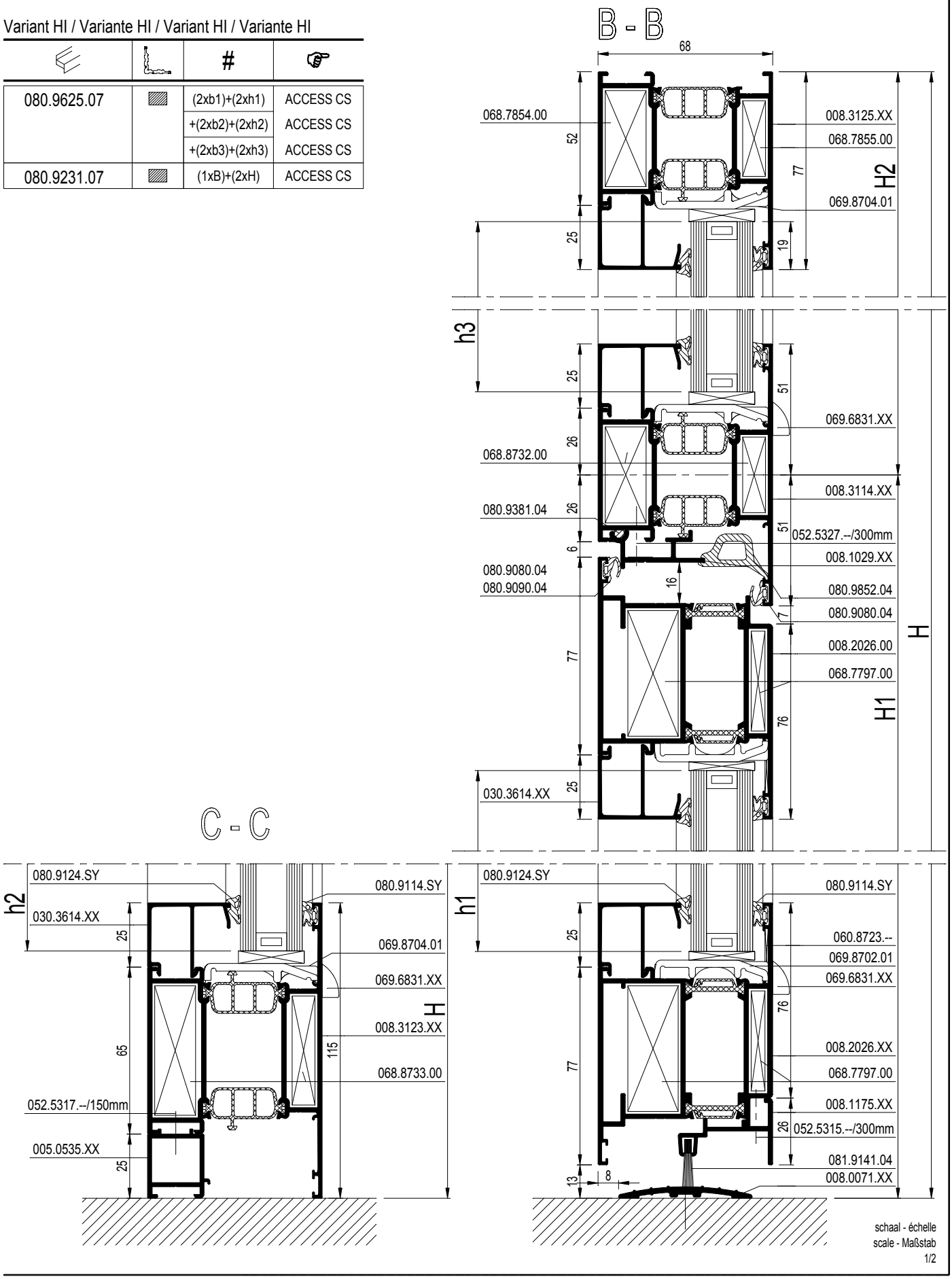

schaal - échelle
scale - Maßstab
1/2

D0075138

CS 77

STOLPDEUR BINNENDRAAIEND 'BORSTELAFSLUITING'
PORTE DOUBLE OUVRANT VERS L'INTERIEUR 'JOINT-BROSSE'
DOUBLE CASEMENT DOOR INWARD OPENING 'BRUSH'
STULPFLUEGELTUER NACH INNEN OEFFNEND 'BUERSTENDICHTUNG'

REYNAERS aluminium

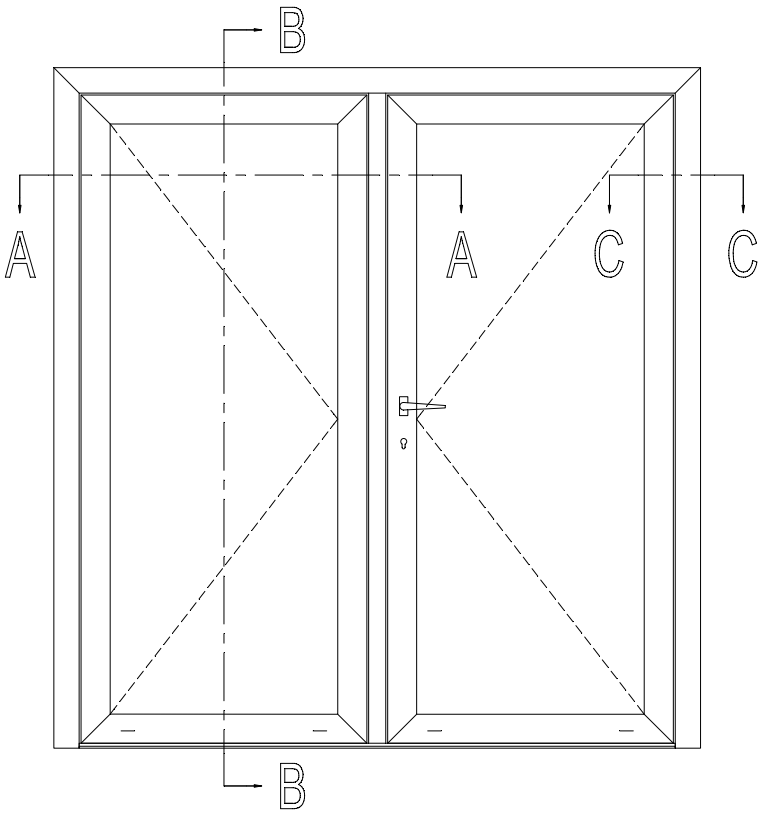

b1 = B1 - 217
b2 = B2 - 217
h = H - 227

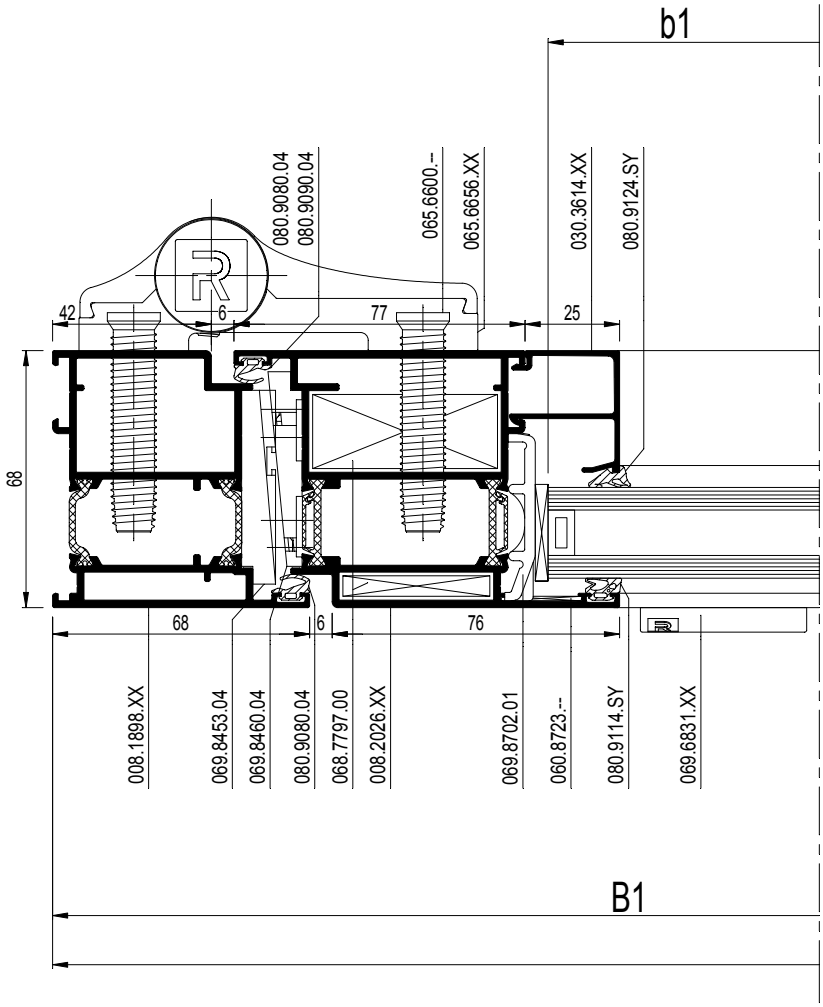

schaal - échelle
scale - Maßstab
1/2

D0075141

CS 77

STOLPDEUR BINNENDRAAIEND 'BORSTELAFSLUITING'
PORTE DOUBLE OUVRANT VERS L'INTERIEUR 'JOINT-BROSSE'
DOUBLE CASEMENT DOOR INWARD OPENING 'BRUSH'
STULPFLUEGELTUER NACH INNEN OEFFNEND 'BUERSTENDICHTUNG'

REYNAERS aluminium

		#	Lm	
008.1898.XX		1	B	13.C....
		1	H	
		1	H	
008.2026.XX		2	B1 - 51	13.C....
		2	B2 - 51	
		4	H - 61	
008.2015.XX		1	H - 82	13.C....
008.1175.XX		1	B1 - 93	13.C....
		1	B2 - 93	
008.0071.XX		1	B - 118	13.C....
030.3614.XX		2	B1 - 205	13.C....
		2	B2 - 205	
		4	H - 265	

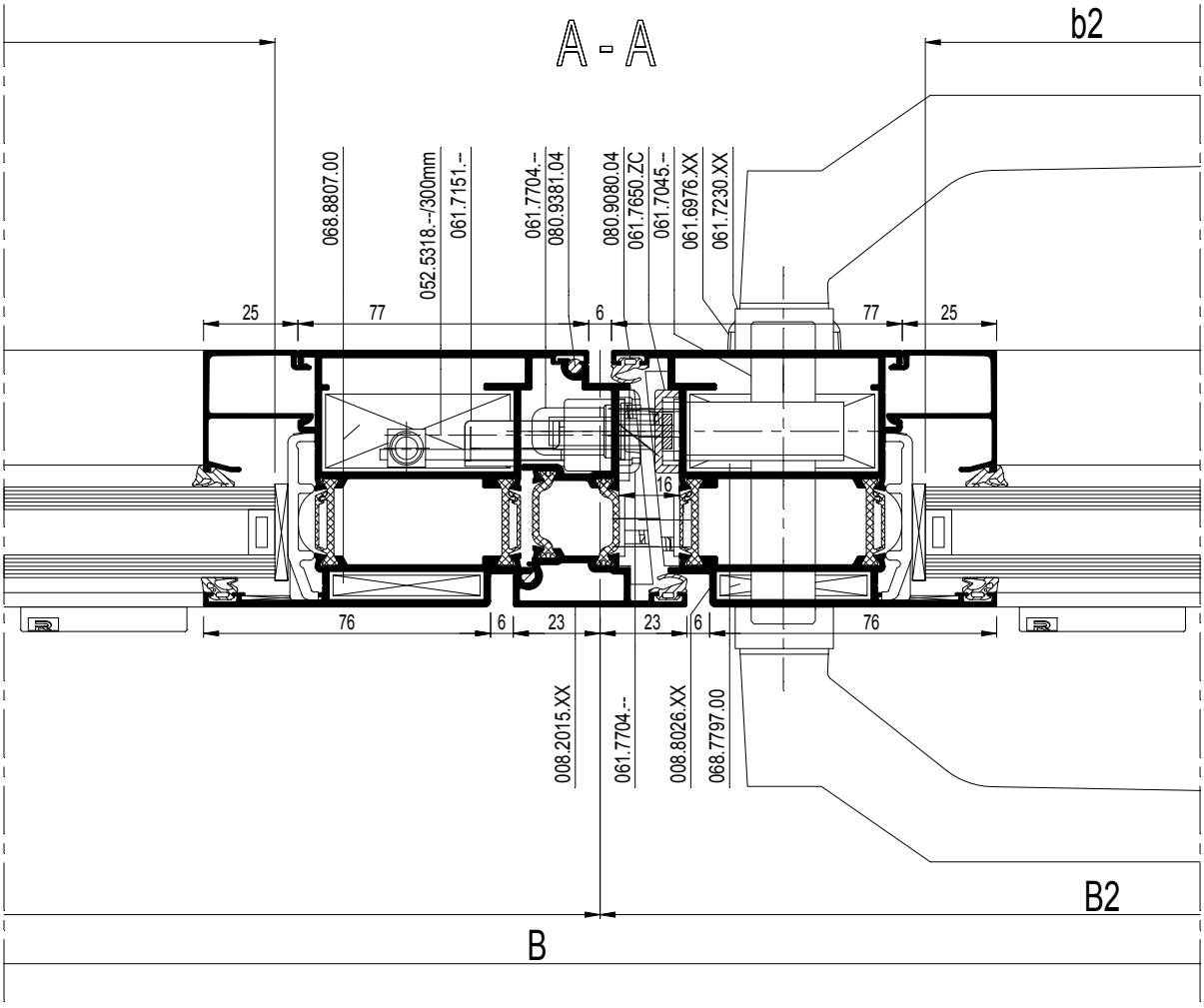

schaal - échelle
scale - Maßstab
1/2

D0075141

CS 77

STOLPDEUR BINNENDRAAIEND 'BORSTELAFSLUITING'
PORTE DOUBLE OUVRANT VERS L'INTERIEUR 'JOINT-BROSSE'
DOUBLE CASEMENT DOOR INWARD OPENING 'BRUSH'
STULPFLUEGELTUER NACH INNEN OEFFNEND 'BUERSTENDICHTUNG'

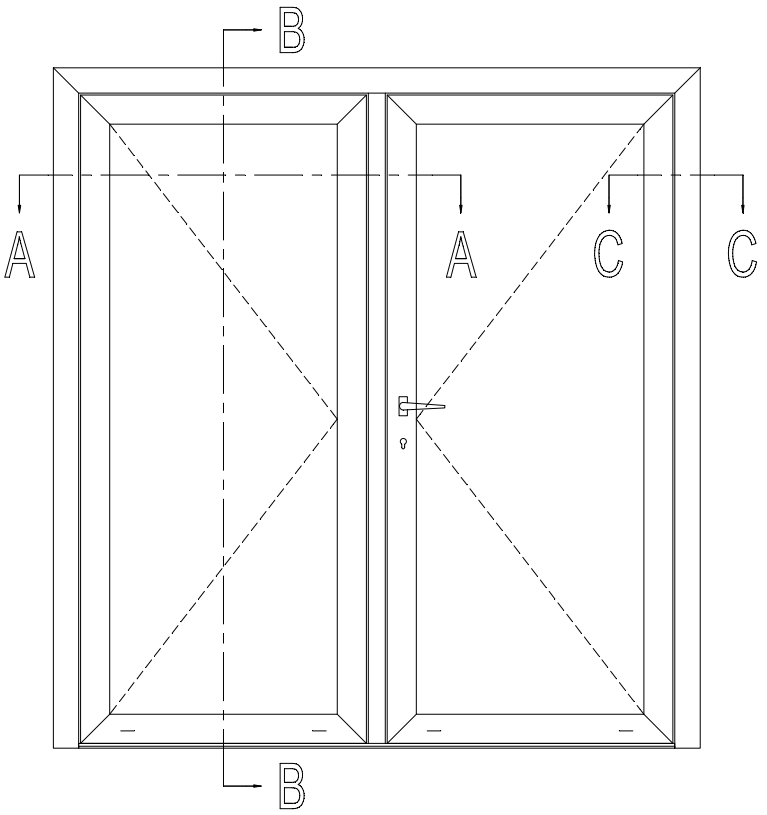

Espagnoletslot - Fermeture Espagnolette (*)
Espagnolette lock - Falztreibriegel

		#	☞
061.7151.--		1	ACCESS CS
052.5331.--		2	ACCESS CS
061.7155.--		1	ACCESS CS
061.7154.--		2	ACCESS CS
061.7156.--		1	ACCESS CS
061.7152.--		5	ACCESS CS
052.5308.--		8	ACCESS CS

of - ou - or - oder

Stangenslot - Serrure a Tige (*)
Bar Lock - Tuertreibriegel

		#	☞
061.7199.--		1	ACCESS CS
of - ou - or - oder			
061.7198.--		1	ACCESS CS
050.5011.--		2	ACCESS CS
061.7183.--		2	ACCESS CS
061.7154.--		2	ACCESS CS
061.7192.--		1	ACCESS CS
061.7191.17		3	ACCESS CS
052.5317.--		6	ACCESS CS

* Inbouw zie 13.F.... / Encastrement voire 13.F....
* Embedding see 13.F.... / Einbau siehe 13.F....

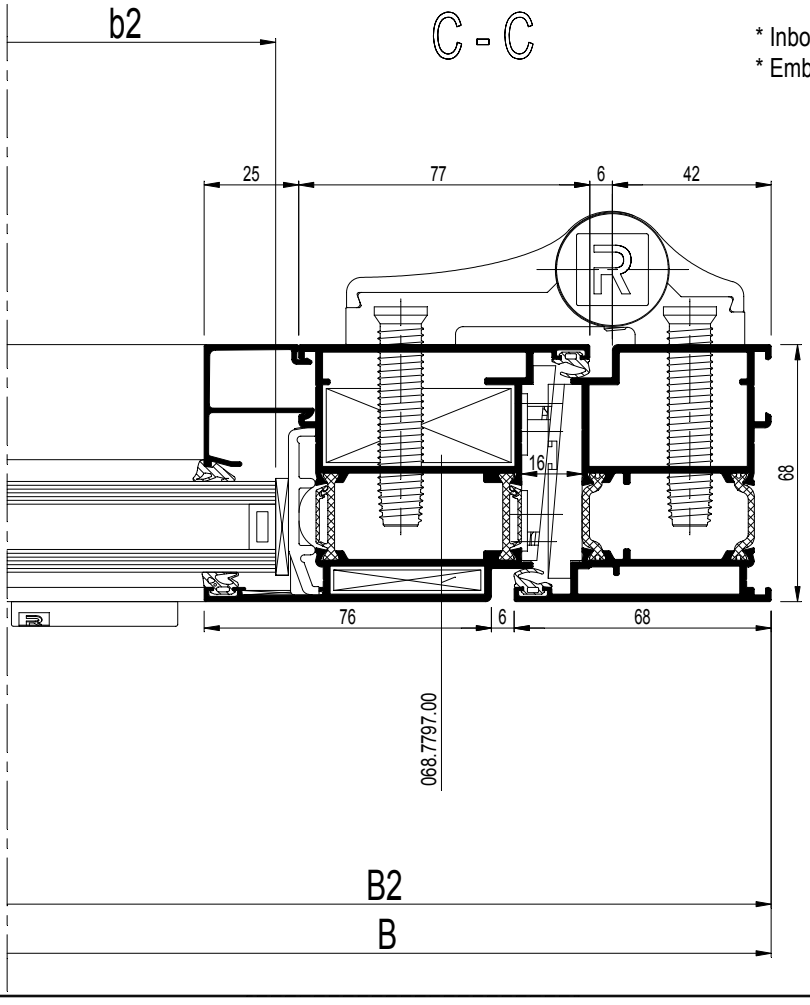

schaal - échelle
scale - Maßstab
1/2

D0075142

CS 77

STOLPDEUR BINNENDRAAIEND 'BORSTELAFSLUITING'
PORTE DOUBLE OUVRANT VERS L'INTERIEUR 'JOINT-BROSSE'
DOUBLE CASEMENT DOOR INWARD OPENING 'BRUSH'
STULPFLUEGELTUER NACH INNEN OEFFNEND 'BUERSTENDICHTUNG'

REYNAERS aluminium

		#	☞
068.7794.00		2	ACCESS CS
068.7797.00		6	ACCESS CS
069.8807.00		2	ACCESS CS
060.8723.--		8	ACCESS CS
065.6656.XX		13.F....	ACCESS CS
065.6600.--		13.F....	ACCESS CS
061.7650.ZC		1	ACCESS CS
052.5316.--		2	ACCESS CS
061.7045.--		1	ACCESS CS
061.6976.XX		1	ACCESS CS
052.5311.--		2	ACCESS CS
061.7704.--		1	ACCESS CS
052.5316.--		3	ACCESS CS
061.7230.XX		1	ACCESS CS
050.5161.--		4	ACCESS CS
069.6831.XX		13.F....	ACCESS CS
069.8702.01		13.F....	ACCESS CS
069.8647.04		1	ACCESS CS
052.5311.--		2	
069.8453.04		1	ACCESS CS
052.5311.--		4	
069.8460.04		2	ACCESS CS
052.5311.--		8	
080.9381.04		2x (H - 117)	ACCESS CS
080.9080.04		(2xB)+(6xH)	ACCESS CS
080.9090.04		3	ACCESS CS
080.9114.SY		(2xb1)+(2xb2)	ACCESS CS
		+(4xh)	
080.9124.SY		(2xb1)+(2xb2)	ACCESS CS
		+(4xh)	
081.9092.04		16 x 51.5	ACCESS CS
081.9141.04		13.F....	ACCESS CS
052.5315.--		1/300mm	ACCESS CS
052.5318.--		1/300mm	ACCESS CS

Variant HI / Variante HI / Variant HI / Variante HI

080.9625.07		(2xb1)+(2xb2)	ACCESS CS
		+(4xh)	
080.9231.07		(1xB)+(2xH)	ACCESS CS

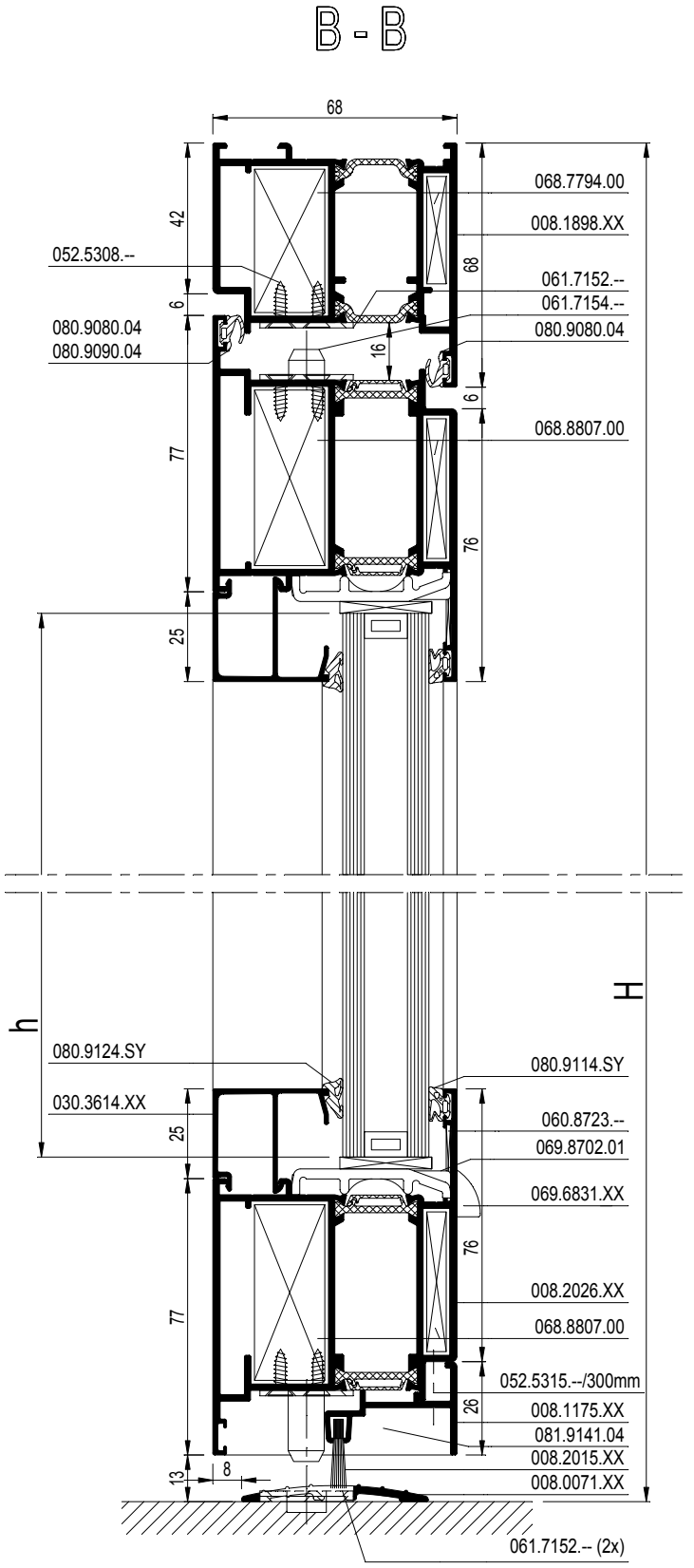

schaal - échelle
scale - Maßstab
1/2

D0075142

CS 77

Z-T DEUR BINNENDRAAIEND 'BORSTELAFSLUITING'
PORTE Z-T OUVRANT VERS L'INTERIEUR 'JOINT-BROSSE'
Z-T DOOR INWARD OPENING 'BRUSH'
Z-T TUER NACH INNEN OEFFNEND 'BUERSTENDICHTUNG'

REYNAERS aluminium

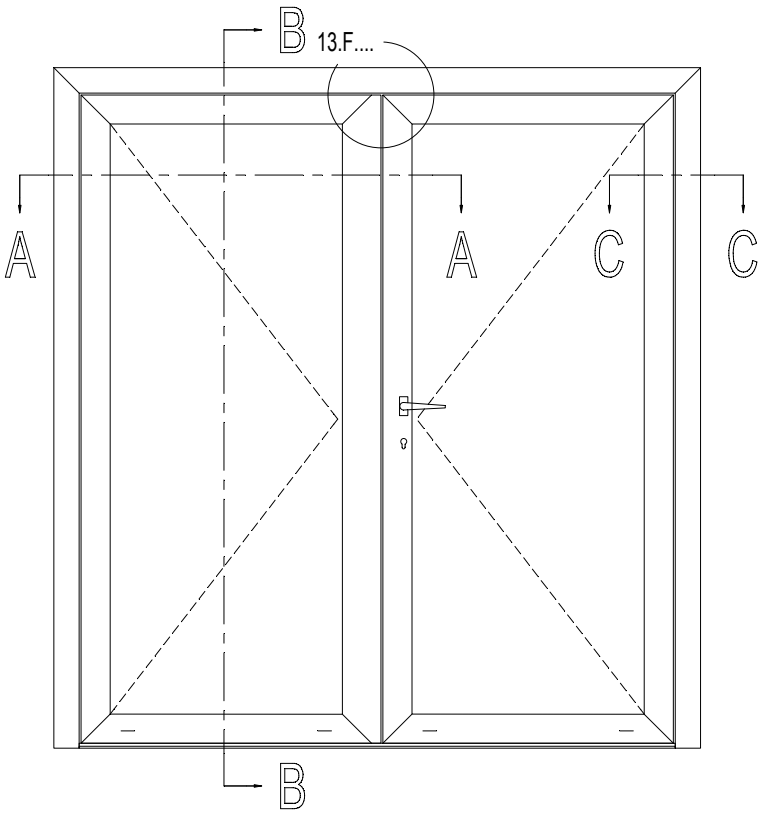

b1 = B1 - 204
b2 = B2 - 204
h = H - 227

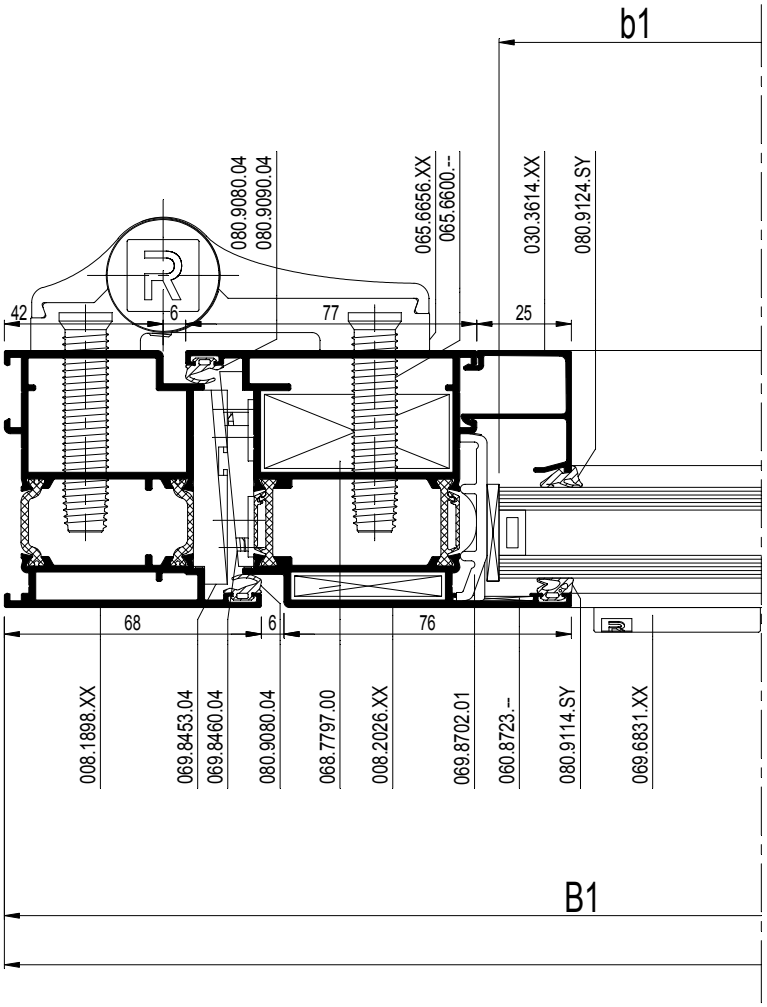

schaal - échelle
scale - Maßstab
1/2

D0075144

CS 77

Z-T DEUR BINNENDRAAIEND 'BORSTELAFSLUITING'
PORTE Z-T OUVRANT VERS L'INTERIEUR 'JOINT-BROSSE'
Z-T DOOR INWARD OPENING 'BRUSH'
Z-T TUER NACH INNEN OEFFNEND 'BUERSTENDICHTUNG'

REYNAERS aluminium

		#	Lm	
008.1898.XX		1	B	13.C....
		1	H	
		1	H	
008.2026.XX		2	B1 - 38	13.C....
		2	B2 - 38	
		2	H - 61	
		1	H - 61	
008.2014.XX		1	H - 61	13.C....
008.1175.XX		1	B1 - 59	13.C....
		1	B1 - 80	
008.0071.XX		1	B - 118	13.C....
030.3614.XX		2	B1 - 192	13.C....
		2	B2 - 192	
		4	H - 265	

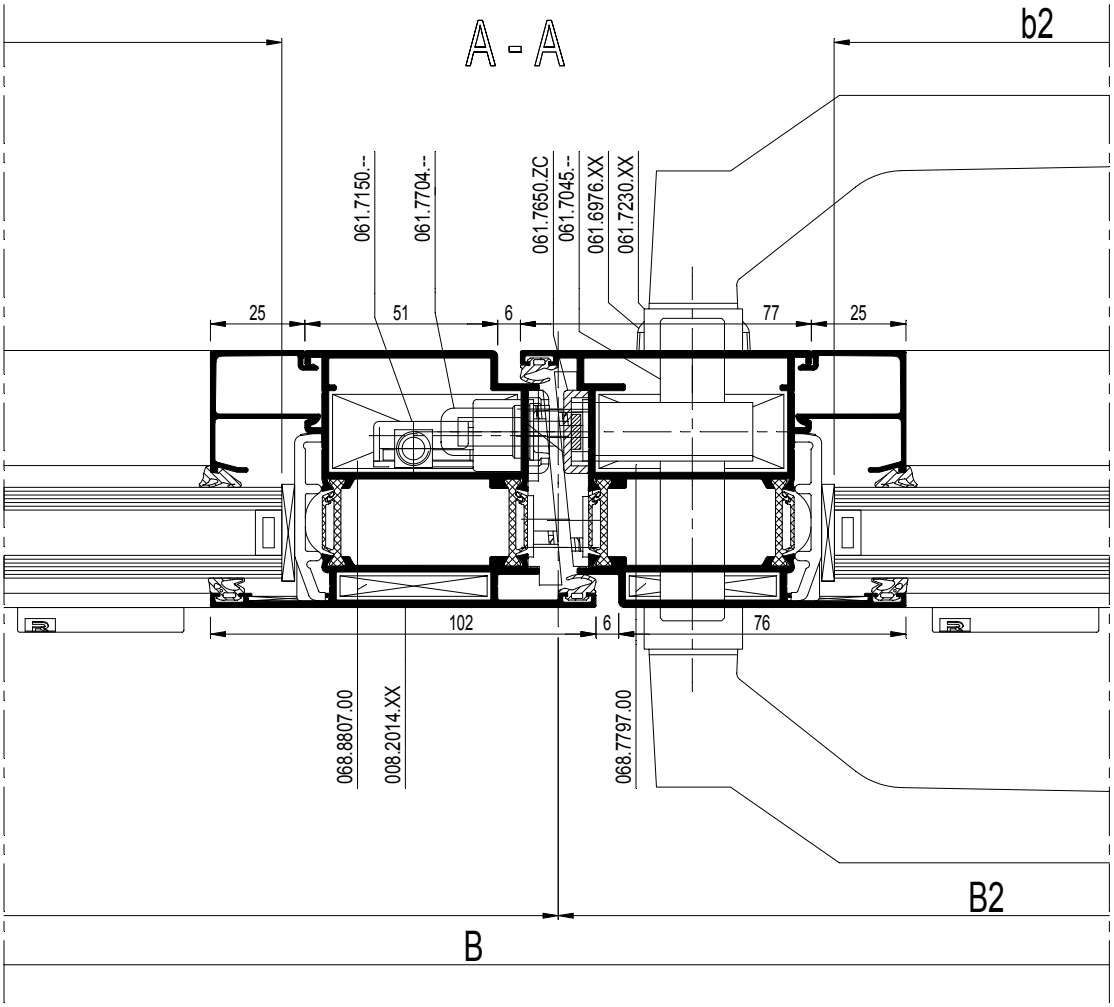

schaal - échelle
scale - Maßstab
1/2

D0075144

CS 77

Z-T DEUR BINNENDRAAIEND 'BORSTELAFSLUITING'
PORTE Z-T OUVRANT VERS L'INTERIEUR 'JOINT-BROSSE'
Z-T DOOR INWARD OPENING 'BRUSH'
Z-T TUER NACH INNEN OEFFNEND 'BUERSTENDICHTUNG'

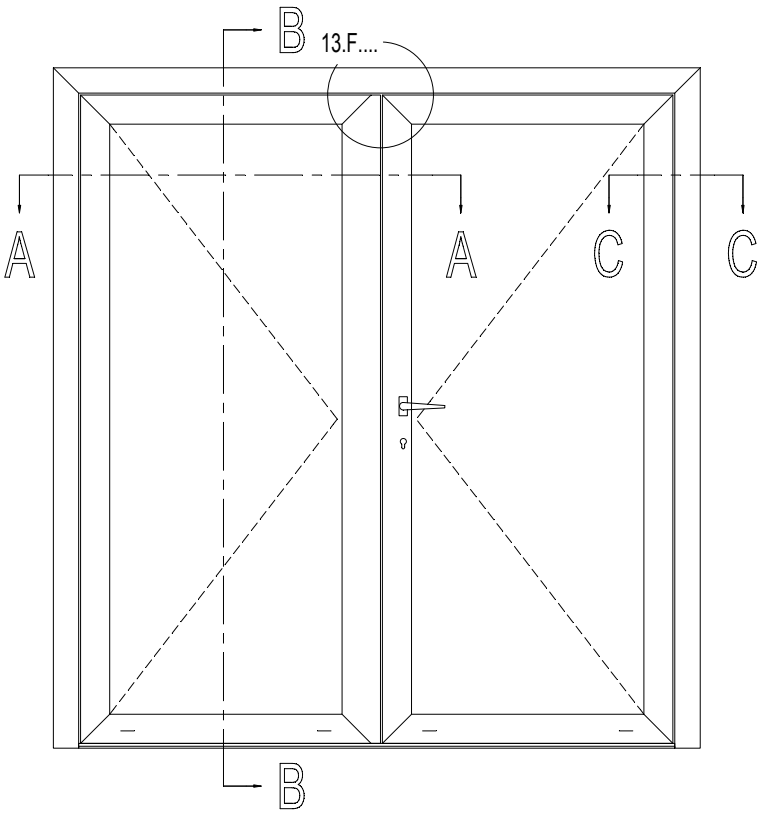

Espagnoletslot - Fermeture Espagnolette (*)
Espagnolette lock - Falztreibriegel

		#	☞
061.7150.--		1	ACCESS CS
052.5331.--		2	ACCESS CS
061.7155.--		1	ACCESS CS
061.7154.--		2	ACCESS CS
061.7156.--		1	ACCESS CS
061.7152.--		5	ACCESS CS
052.5308.--		8	ACCESS CS

of - ou - or - oder

Stangenslot - Serrure a Tige (*)
Bar Lock - Tuertreibriegel

		#	☞
061.7199.--		1	ACCESS CS
of - ou - or - oder			
061.7198.--		1	ACCESS CS
050.5011.--		2	ACCESS CS
061.7183.--		2	ACCESS CS
061.7154.--		2	ACCESS CS
061.7192.--		1	ACCESS CS
061.7191.17		3	ACCESS CS
052.5317.--		6	ACCESS CS

* inbouw zie 13.F.... / Encastrement voire 13.F....
* Embedding see 13.F.... / Einbau siehe 13.F....

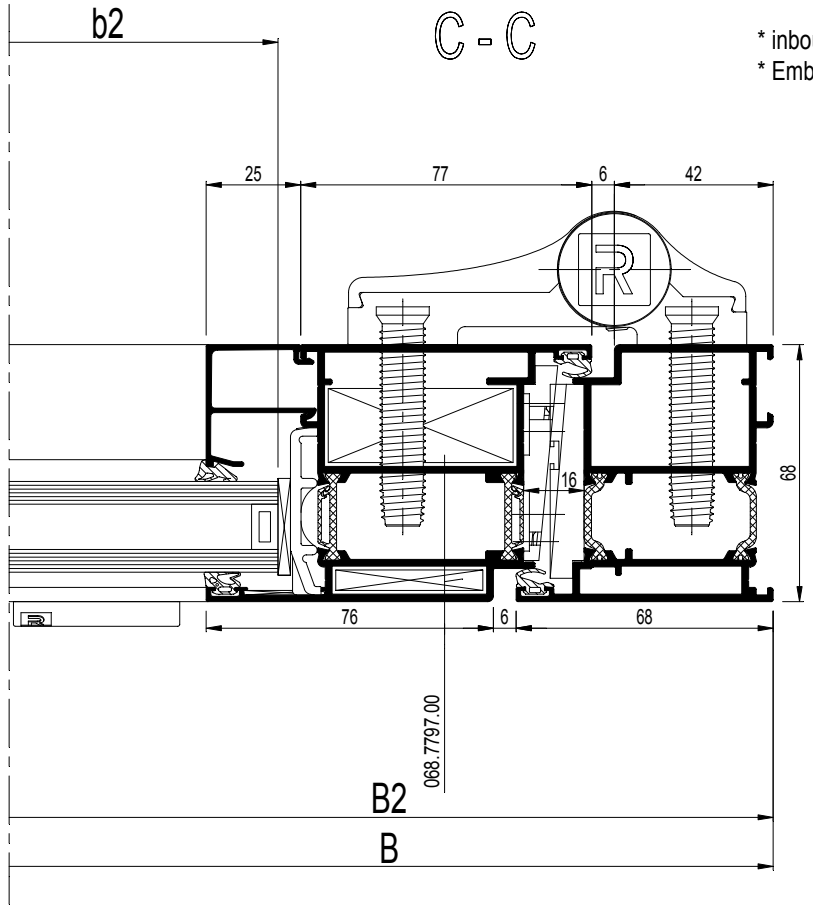

schaal - échelle
scale - Maßstab
1/2

D0075145

CS 77

Z-T DEUR BINNENDRAAIEND 'BORSTELAFSLUITING'
PORTE Z-T OUVRANT VERS L'INTERIEUR 'JOINT-BROSSE'
Z-T DOOR INWARD OPENING 'BRUSH'
Z-T TUER NACH INNEN OEFFNEND 'BUERSTENDICHTUNG'

REYNAERS aluminium

		#	☞
068.7794.00		2	ACCESS CS
068.7797.00		6	ACCESS CS
069.8807.00		2	ACCESS CS
060.8723.--		8	ACCESS CS
065.6656.XX		13.F....	ACCESS CS
065.6600.--		13.F....	ACCESS CS
061.7650.ZC		1	ACCESS CS
052.5316.--		2	ACCESS CS
061.7045.--		1	ACCESS CS
061.6976.XX		1	ACCESS CS
052.5311.--		2	ACCESS CS
061.7704.--		1	ACCESS CS
052.5316.--		3	ACCESS CS
061.7230.XX		1	ACCESS CS
050.5161.--		4	ACCESS CS
069.6831.XX		13.F....	ACCESS CS
069.8702.01		13.F....	ACCESS CS
069.8511.XX		1	ACCESS CS
069.8512.XX		1	ACCESS CS
069.8453.04		1	ACCESS CS
052.5311.--		4	
069.8460.04		2	ACCESS CS
052.5311.--		8	
080.9080.04		(2xB)+(6xH)	ACCESS CS
080.9090.04		3	ACCESS CS
080.9114.SY		(2xb1)+(2xb2)	ACCESS CS
		+(4xh)	
080.9124.SY		(2xb1)+(2xb2)	ACCESS CS
		+(4xh)	
081.9092.04		16 x 51.5	ACCESS CS
081.9141.04		13.F....	ACCESS CS
052.5315.--		1/300mm	ACCESS CS

Variant HI / Variante HI / Variant HI / Variante HI

080.9625.07		(2xb1)+(2xb2)	ACCESS CS
		+(4xh)	
080.9231.07		(1xB)+(2xH)	ACCESS CS

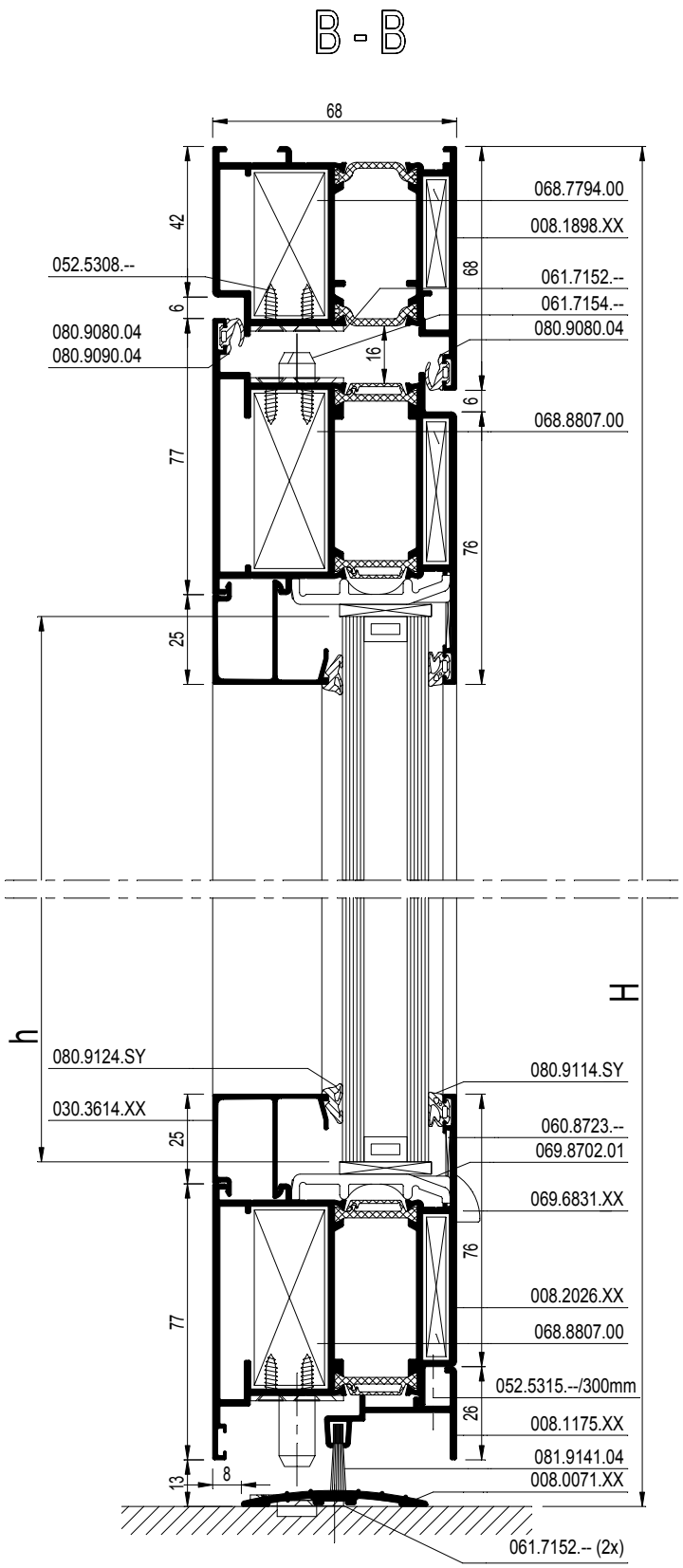

schaal - échelle
scale - Maßstab
1/2

D0075145

CS 77

DEUR BINNENDR. MET AUTOMATISCHE DEURDICHTING
PORTE FERMET. DE PORTE AUTOMAT. OUVR. VERS L'INT.
DOOR INWARD OPENING WITH AUTOMATIC DOOR LATCH
TUER INNEN OEFFN. MIT AUTOMATISCHER TUERDICHTUNG

REYNAERS aluminium

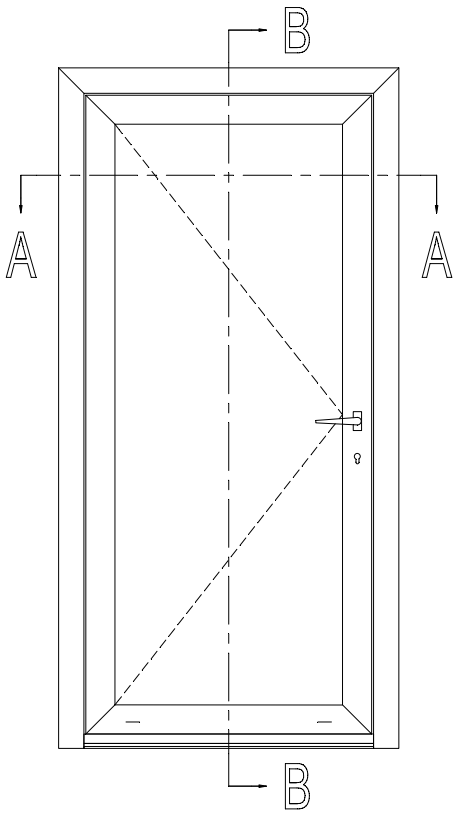

			#	Lm	
008.1898.XX			1	B	13.C....
			1	H	
			1	H	
008.2026.XX			2	B - 96	13.C....
			2	H - 61	
030.3614.XX			2	B - 250	13.C....
			2	H - 265	
108.0082.XX			1	B - 138	13.C....
008.0071.XX			1	B - 118	13.C....

b = B - 262
h = H - 227

A - A

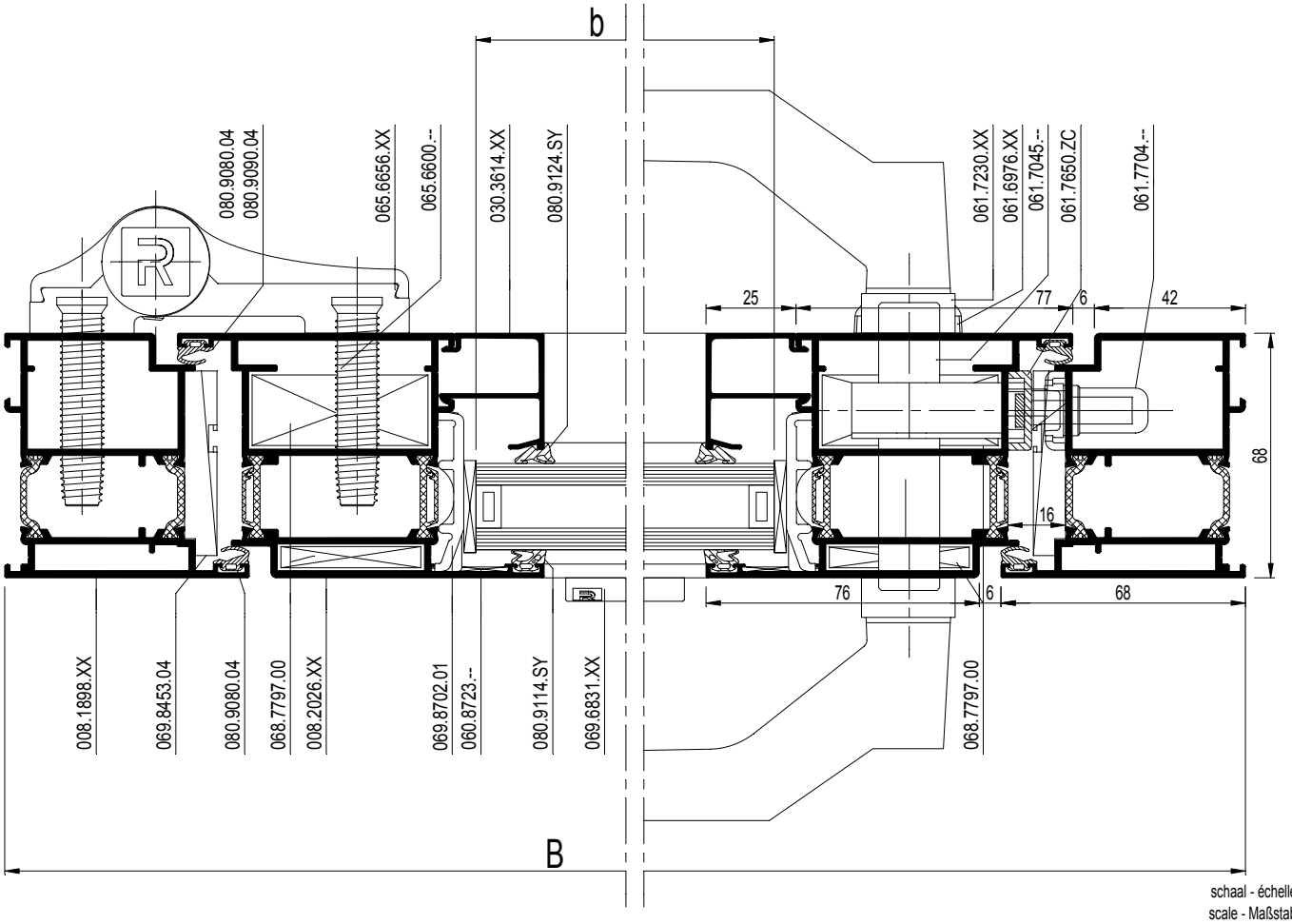

schaal - échelle
scale - Maßstab
1/2

D0078136

CS 77

DEUR BINNENDR. MET AUTOMATISCHE DEURDICHTING
PORTE FERMET. DE PORTE AUTOMAT. OUVR. VERS L'INT.
DOOR INWARD OPENING WITH AUTOMATIC DOOR LATCH
TUER INNEN OEFFN. MIT AUTOMATISCHER TUERDICHTUNG

REYNAERS aluminium

		#	☞
068.7794.00		2	ACCESS CS
068.7797.00		4	ACCESS CS
060.8723.--		4	ACCESS CS
065.6656.XX		13.F....	ACCESS CS
065.6600.--		13.F....	ACCESS CS
061.7650.ZC		1	ACCESS CS
052.5316.--		2	ACCESS CS
061.7704.--		1	ACCESS CS
052.5316.--		3	ACCESS CS
061.7230.XX		1	ACCESS CS
050.5161.--		4	ACCESS CS
061.7045.--		1	ACCESS CS
061.6976.XX		1	ACCESS CS
052.5311.--		2	ACCESS CS
069.6831.XX		13.F....	ACCESS CS
069.8702.01		13.F....	ACCESS CS
069.8453.04		1	ACCESS CS
052.5311.--		4	
081.9040.--		13.F....	ACCESS CS
080.9080.04		(2xB)+(4xH)	ACCESS CS
080.9090.04		2	ACCESS CS
080.9114.SY		(2xb)+(2xh)	ACCESS CS
080.9124.SY		(2xb)+(2xh)	ACCESS CS
081.9092.04		8 x 51.5	ACCESS CS
052.5315.--		1/300mm	ACCESS CS

Variant HI / Variante HI / Variant HI / Variante HI

080.9625.07		(2xb)+(2xh)	ACCESS CS
080.9231.07		(1xB)+(2xH)	ACCESS CS

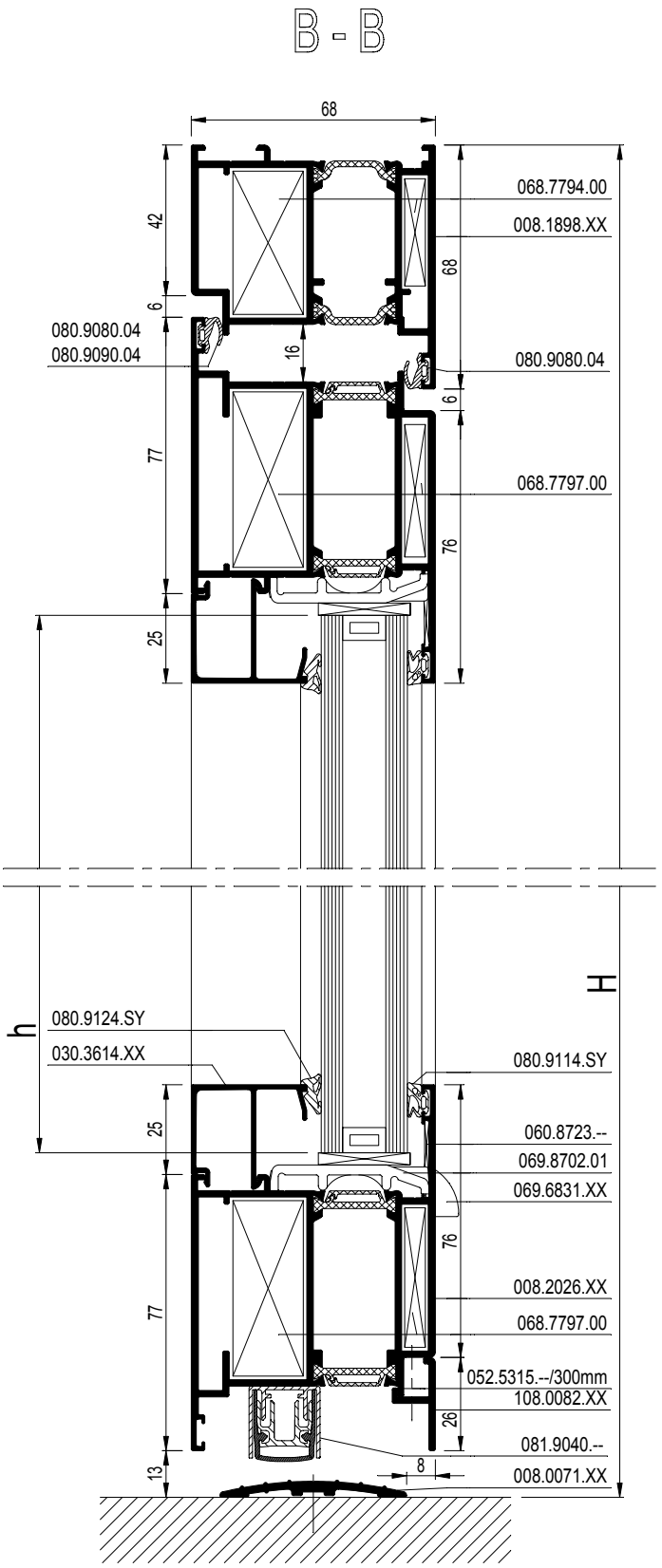

schaal - échelle
scale - Maßstab
1/2

D0078136

CS 77

SAMENG. DEUR BINNENDR. "AUTO. DEURDICHTING"
PORTE COMP. OUVR. VERS L'INT. "FERM. DE PORTE AUTO."
COMBINED DOOR INWARD OPENING "AUTO. DOOR LATCH"
KOMB. TUER NACH INN. OEFF. "AUTO. TUERDICHTUNG"

REYNAERS aluminium

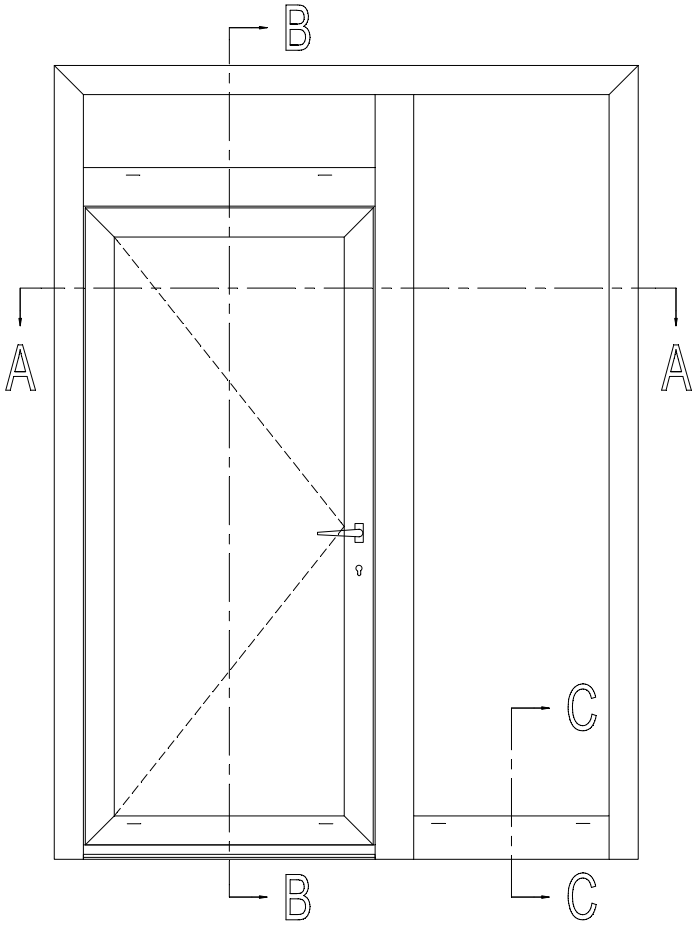

b1 = B1 -256
h1 = H1 - 211
b2 = B2 - 90
h2 = H - 154
b3 = B1 - 90
h3 = H2 - 90

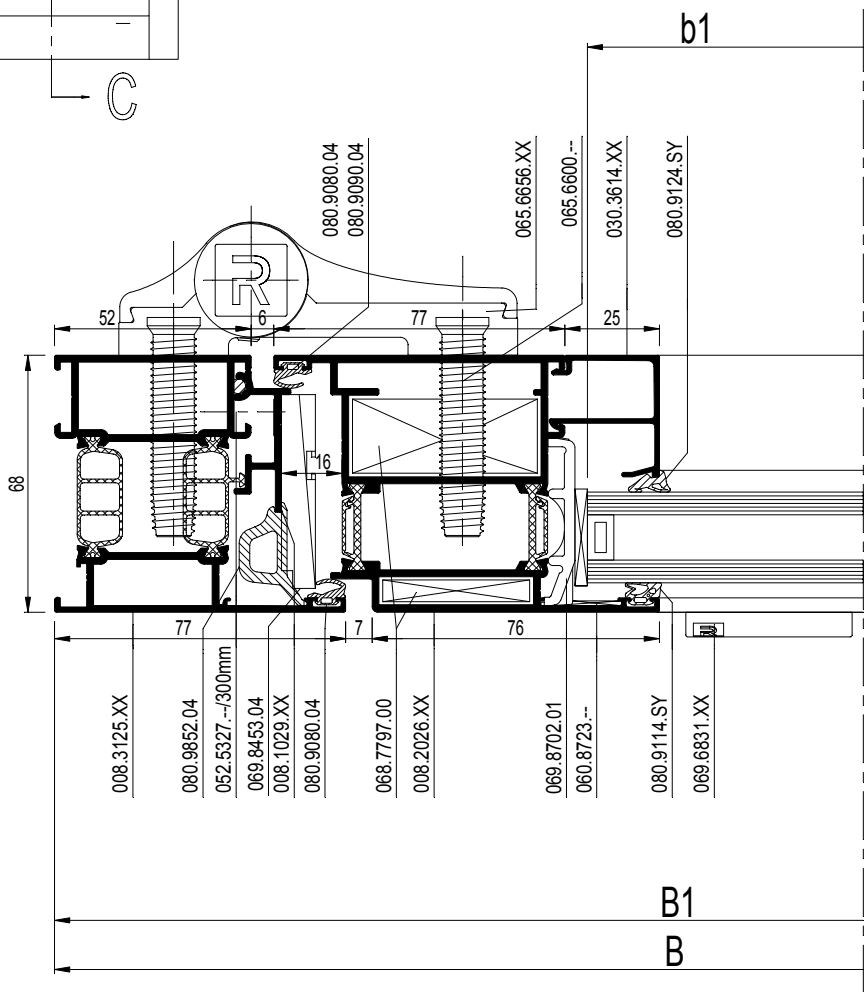

schaal - échelle
scale - Maßstab
1/2

D0078139

CS 77

SAMENG. DEUR BINNENDR. "AUTO. DEURDICHTING"
PORTE COMP. OUVR. VERS L'INT. "FERM. DE PORTE AUTO."
COMBINED DOOR INWARD OPENING "AUTO. DOOR LATCH"
KOMB. TUER NACH INN. OEFF. "AUTO. TUERDICHTUNG"

REYNAERS aluminium

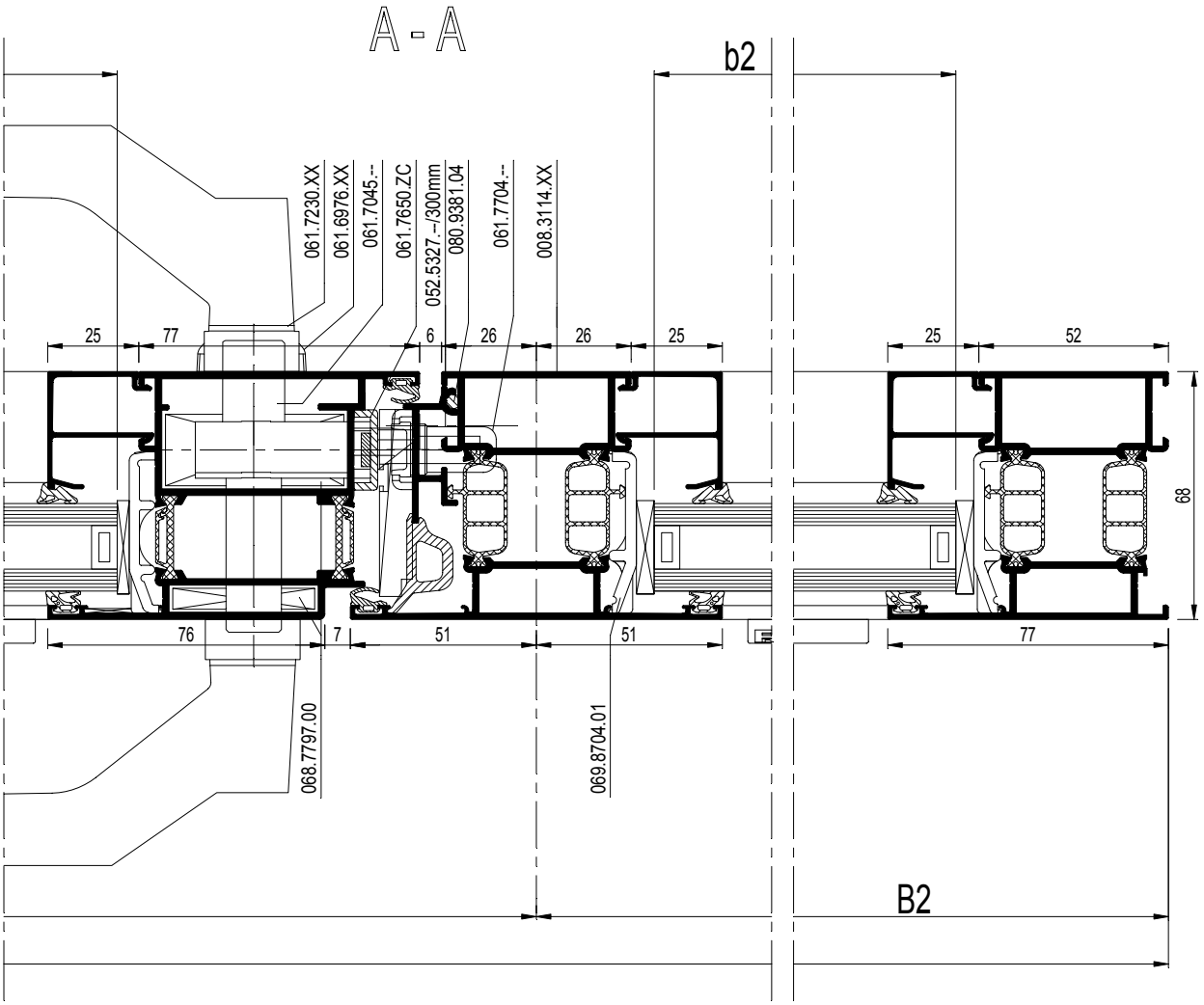

schaal - échelle
scale - Maßstab
1/2

D0078139

CS 77

SAMENG. DEUR BINNENDR. "AUTO. DEURDICHTING"
PORTE COMP. OUVR. VERS L'INT. "FERM. DE PORTE AUTO."
COMBINED DOOR INWARD OPENING "AUTO. DOOR LATCH"
KOMB. TUER NACH INN. OEFF. "AUTO. TUERDICHTUNG"

REYNAERS aluminium

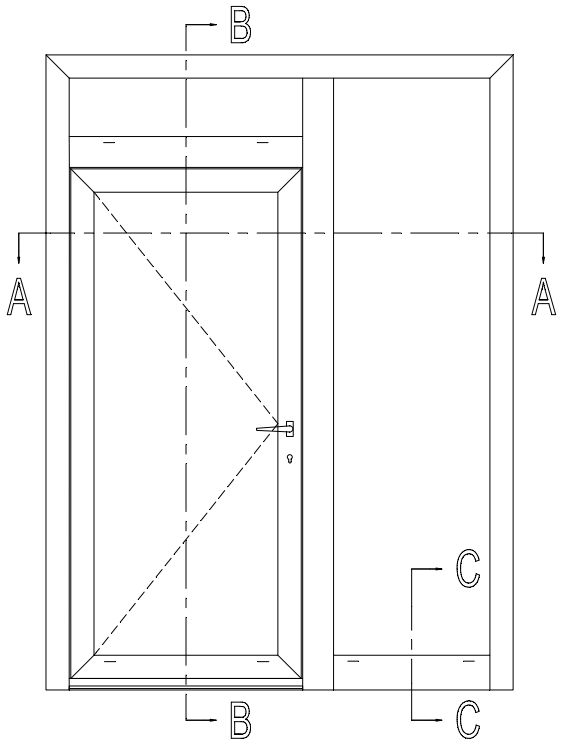

		#	Lm	
008.3125.XX		1	B	13.C....
		1	H	
		1	H	
008.2026.XX		2	B1 - 90	13.C....
		2	H1 - 45	
008.1029.XX		1	H1 - 21.5	13.C....
		1	H1 - 21.5	
		1	B1 - 69	
008.3114.XX		1	H - 52	13.C....
		1	B1 - 78	
008.3123.XX		1	B2 - 78	13.C....
108.0082.XX		1	B1 - 130	13.C....
008.0071.XX		1	B1 - 112	13.C....
005.0535.XX		1	B2 - 78	13.C....
030.3614.XX		2	B1 - 244	13.C....
		2	H1 - 249	
		2	B1 - 78	
		2	H2 - 128	
		2	B2 - 78	
		2	H - 192	

		#	
068.7854.00		2	ACCESS CS
068.7855.00		2	ACCESS CS
068.7797.00		4	ACCESS CS
060.8723.--		6	ACCESS CS
068.8732.00		3	ACCESS CS
068.8682.04		6	ACCESS CS
050.5153.--		6	ACCESS CS
068.8733.00		2	ACCESS CS
068.8682.04		4	ACCESS CS
050.5153.--		4	ACCESS CS
065.6656.XX		13.F....	ACCESS CS
065.6600.--		13.F....	ACCESS CS
061.7650.ZC		1	ACCESS CS
052.5316.--		2	ACCESS CS
061.7045.--		1	ACCESS CS
061.6976.XX		1	ACCESS CS
052.5311.--		2	ACCESS CS
061.7704.--		1	ACCESS CS
052.5316.--		3	ACCESS CS
061.7230.XX		1	ACCESS CS
050.5161.--		4	ACCESS CS
069.6831.XX		13.F....	ACCESS CS
069.8702.01		13.F....	ACCESS CS
069.8704.01		13.F....	ACCESS CS
069.8453.04		1	ACCESS CS
052.5311.--		4	
081.9040.--		13.F....	ACCESS CS
080.9381.04		B1 - 69	ACCESS CS
		2x (H1 - 21.5)	
080.9080.04		(2xB1)+(4xH1)	ACCESS CS
080.9090.04		2	ACCESS CS
080.9114.SY		(2xb1)+(2xh1)	ACCESS CS
		+(2xb2)+(2xh2)	ACCESS CS
		+(2xb3)+(2xh3)	ACCESS CS
080.9124.SY		(2xb1)+(2xh1)	ACCESS CS
		+(2xb2)+(2xh2)	ACCESS CS
		+(2xb3)+(2xh3)	ACCESS CS
080.9852.04		13.F....	ACCESS CS
081.9092.04		8 x 51.5	ACCESS CS
052.5315.--		1/300mm	ACCESS CS
052.5317.--		1/300mm	ACCESS CS
052.5327.--		1/300mm	ACCESS CS

schaal - échelle
scale - Maßstab
1/2

D0078140

CS 77

SAMENG. DEUR BINNENDR. "AUTO. DEURDICHTING"
PORTE COMP. OUVR. VERS L'INT. "FERM. DE PORTE AUTO."
COMBINED DOOR INWARD OPENING "AUTO. DOOR LATCH"
KOMB. TUER NACH INN. OEFF. "AUTO. TUERDICHTUNG"

REYNAERS aluminium

Variant HI / Variante HI / Variant HI / Variante HI

080.9625.07	▨	(2xb1)+(2xh1)	ACCESS CS
		+(2xb2)+(2xh2)	ACCESS CS
		+(2xb3)+(2xh3)	ACCESS CS
080.9231.07	▨	(1xB)+(2xH)	ACCESS CS

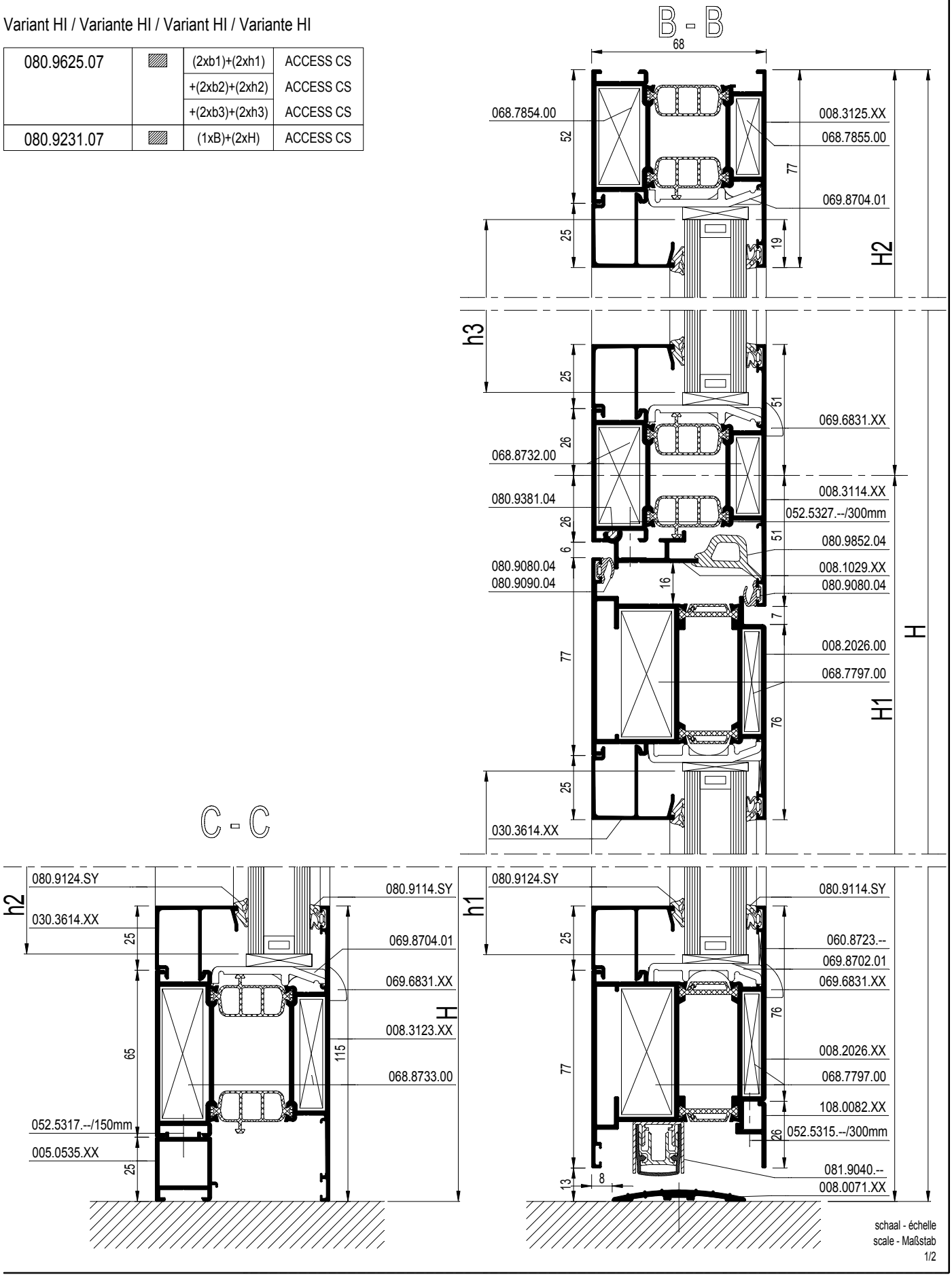

schaal - échelle
scale - Maßstab
1/2

D0078140

CS 77

STOLPDEUR BINNENDR. MET AUTOMATISCHE DEURDICHT.
PORTE DOUB. FERMET. DE PORTE AUTOMAT. OUVR. VERS L'INT.
DOUB. CASEM. DOOR INW. OPEN. WITH AUTOMATIC D. LATCH
STULPFL.TUER IN. OEFFN. MIT AUTOMATISCHER TUERDICHT.

REYNAERS aluminium

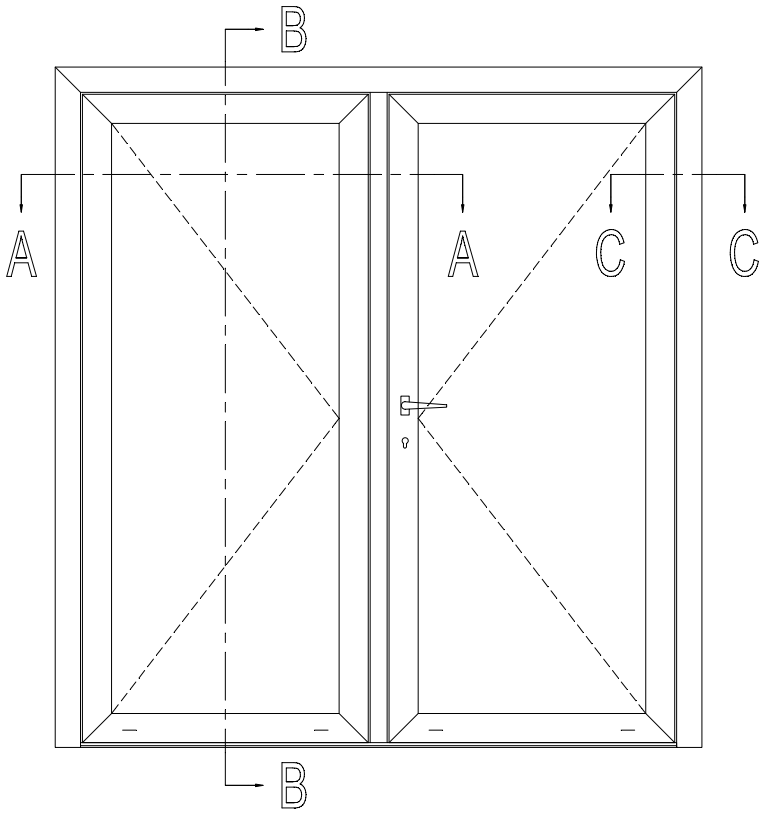

b1 = B1 - 217
b2 = B2 - 217
h = H - 227

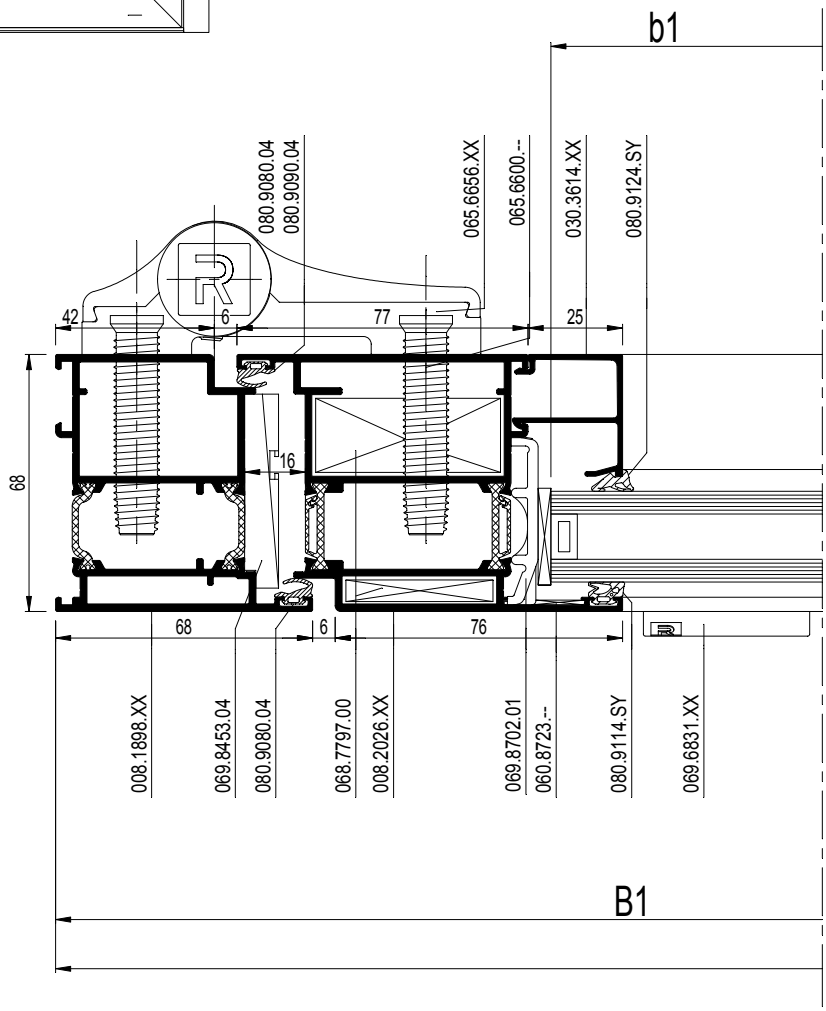

schaal - échelle
scale - Maßstab
1/2

D0078141

CS 77

STOLPDEUR BINNENDR. MET AUTOMATISCHE DEURDICHT.
PORTE DOUB. FERMET. DE PORTE AUTOMAT. OUVR. VERS L'INT.
DOUB. CASEM. DOOR INW. OPEN. WITH AUTOMATIC D. LATCH
STULPFL.TUER IN. OEFFN. MIT AUTOMATISCHER TUERDICHT.

REYNAERS aluminium

		#	Lm	
008.1898.XX		1	B	13.C....
		1	H	
		1	H	
008.2026.XX		2	B1 - 51	13.C....
		2	B2 - 51	
		4	H - 61	
008.2015.XX		1	H - 82	13.C....
108.0082.XX		1	B1 - 93	13.C....
		1	B2 - 93	
008.0071.XX		1	B - 118	13.C....
030.3614.XX		2	B1 - 205	13.C....
		2	B2 - 205	
		4	H - 265	

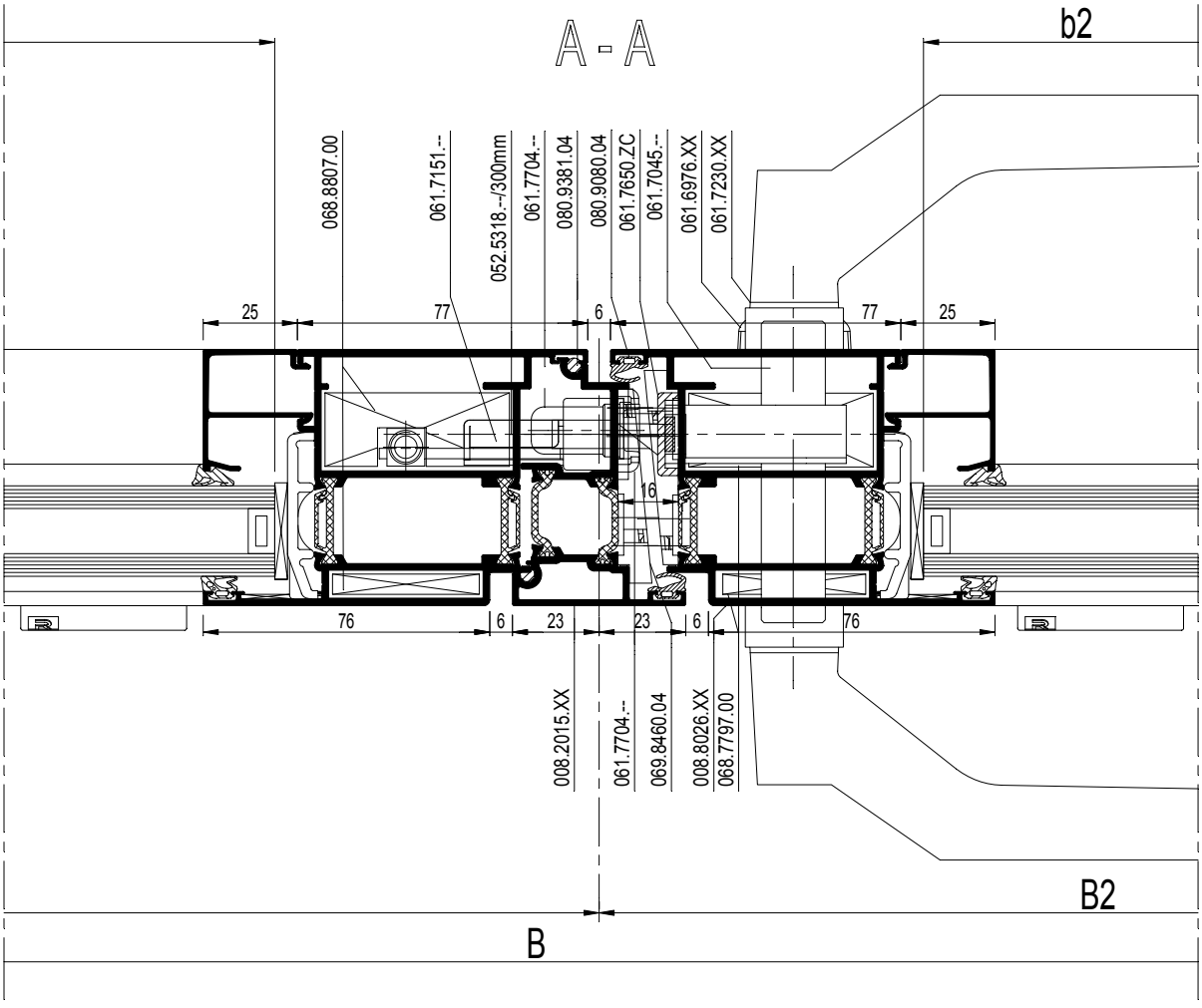

schaal - échelle
scale - Maßstab
1/2

D0078141

CS 77

STOLPDEUR BINNENDR. MET AUTOMATISCHE DEURDICHT.
PORTE DOUB. FERMET. DE PORTE AUTOMAT. OUVR. VERS L'INT.
DOUB. CASEM. DOOR INW. OPEN. WITH AUTOMATIC D. LATCH
STULPFL.TUER IN. OEFFN. MIT AUTOMATISCHER TUERDICHT.

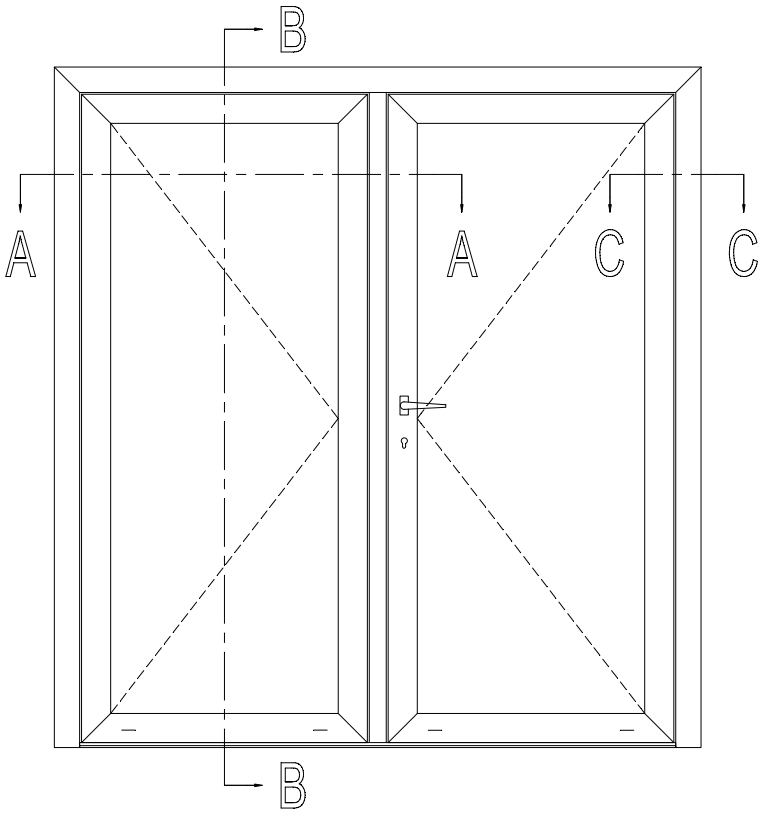

Espagnoletslot - Fermeture Espagnolette (*)
Espagnolette lock - Falztreibriegel

		#	☞
061.7151.--		1	ACCESS CS
052.5331.--		2	ACCESS CS
061.7155.--		1	ACCESS CS
061.7154.--		2	ACCESS CS
061.7156.--		1	ACCESS CS
061.7152.--		4	ACCESS CS
052.5308.--		6	ACCESS CS

of - ou - or - oder

Stangenslot - Serrure a Tige (*)
Bar Lock - Tuertreibriegel

		#	☞
061.7199.--		1	ACCESS CS
of - ou - or - oder			
061.7198.--		1	ACCESS CS
050.5011.--		2	ACCESS CS
061.7183.--		2	ACCESS CS
061.7154.--		2	ACCESS CS
061.7192.--		1	ACCESS CS
061.7191.17		2	ACCESS CS
052.5317.--		4	ACCESS CS

* Inbouw zie 13.F.... / Encastrement voire 13.F....
* Embedding see 13.F.... / Einbau siehe 13.F....

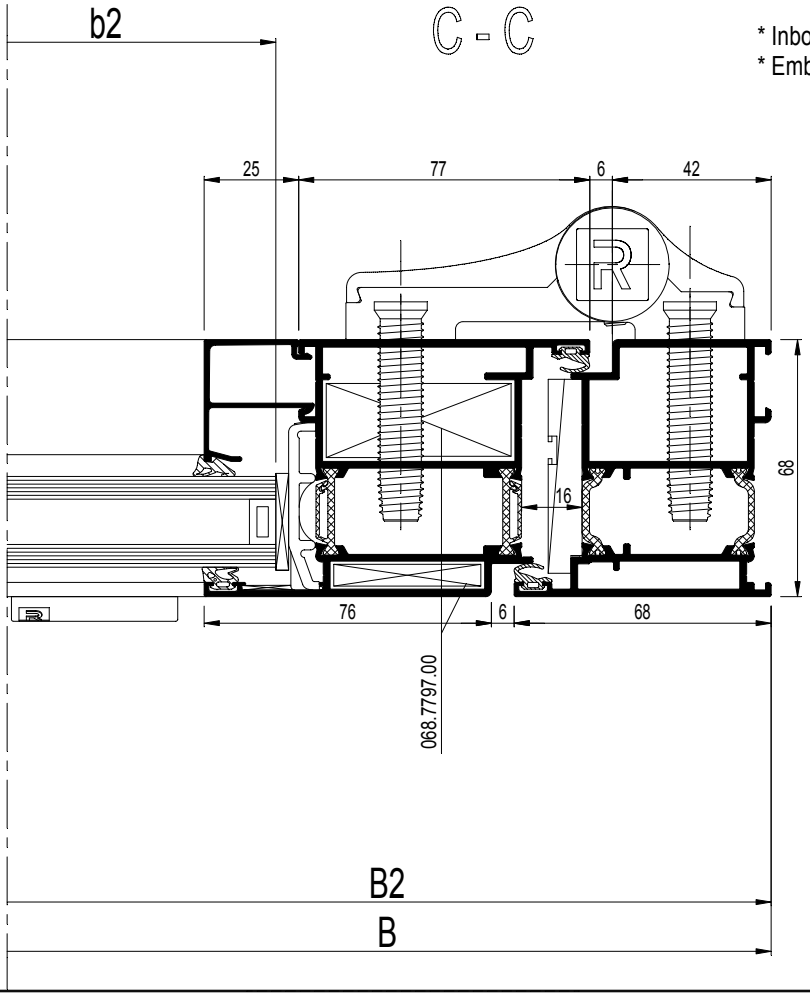

schaal - échelle
scale - Maßstab
1/2

D0078142

Werktekeningen
Coupes et débits
Work drawings
Werkzeichnungen

CS 77

STOLPDEUR BINNENDR. MET AUTOMATISCHE DEURDICHT.
PORTE DOUB. FERMET. DE PORTE AUTOMAT. OUVR. VERS L'INT.
DOUB. CASEM. DOOR INW. OPEN. WITH AUTOMATIC D. LATCH
STULPFL.TUER IN. OEFFN. MIT AUTOMATISCHER TUERDICHT.

		#	☞
068.7794.00		2	ACCESS CS
068.7797.00		6	ACCESS CS
069.8807.00		2	ACCESS CS
060.8723.--		8	ACCESS CS
065.6656.XX		13.F....	ACCESS CS
065.6600.--		13.F....	ACCESS CS
061.7650.ZC		1	ACCESS CS
052.5316.--		2	ACCESS CS
061.7045.--		1	ACCESS CS
061.6976.XX		1	ACCESS CS
052.5311.--		2	ACCESS CS
061.7704.--		1	ACCESS CS
052.5316.--		3	ACCESS CS
061.7230.XX		1	ACCESS CS
050.5161.--		4	ACCESS CS
069.6831.XX		13.F....	ACCESS CS
069.8702.01		13.F....	ACCESS CS
069.8647.04		1	ACCESS CS
052.5311.--		2	
069.8453.04		1	ACCESS CS
052.5311.--		4	
081.9040.--		13.F....	ACCESS CS
080.9381.04		2x (H - 117)	ACCESS CS
080.9080.04		(2xB)+(6xH)	ACCESS CS
080.9090.04		3	ACCESS CS
080.9114.SY		(2xb1)+(2xb2)	ACCESS CS
		+(4xh)	
080.9124.SY		(2xb1)+(2xb2)	ACCESS CS
		+(4xh)	
081.9092.04		8 x 51.5	ACCESS CS
052.5315.--		1/300mm	ACCESS CS
052.5318.--		1/300mm	ACCESS CS

Variant HI / Variante HI / Variant HI / Variante HI

080.9625.07		(2xb1)+(2xb2)	ACCESS CS
		+(4xh)	
080.9231.07		(1xB)+(2xH)	ACCESS CS

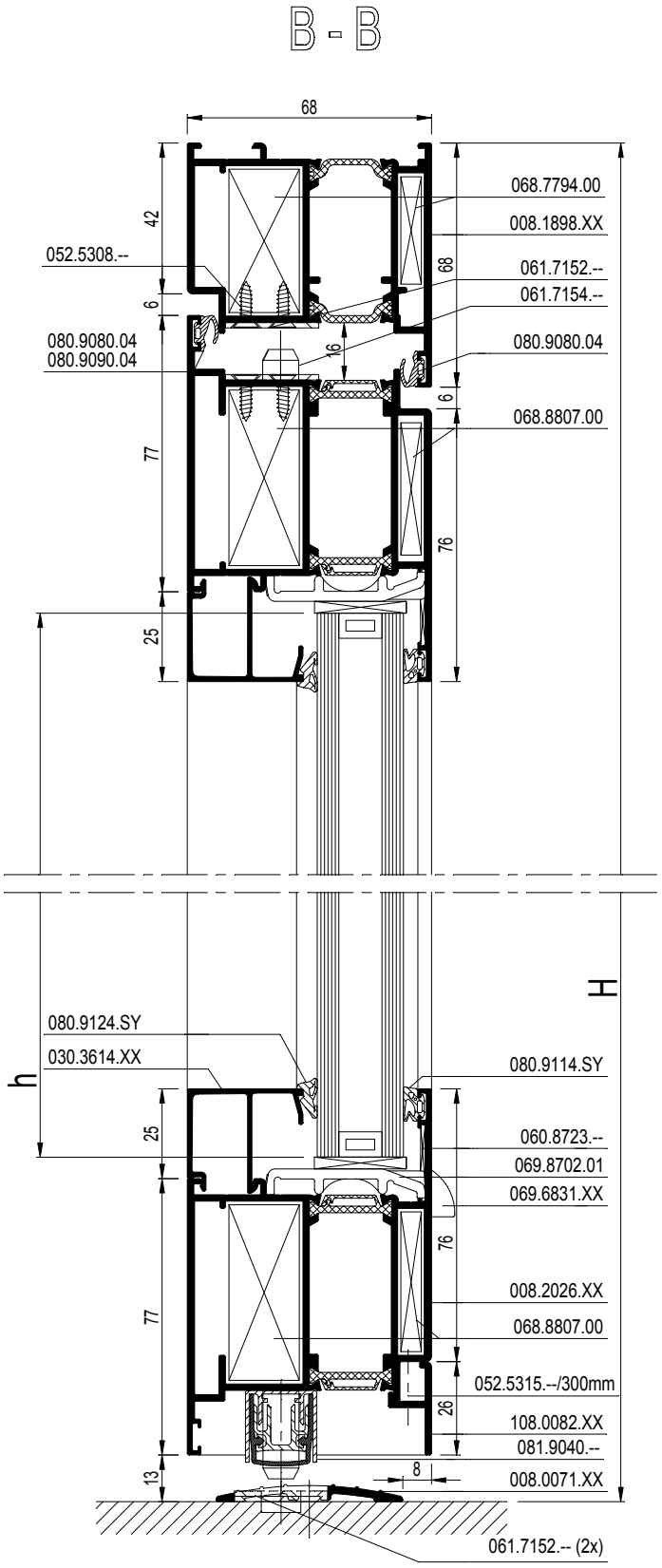

schaal - échelle
scale - Maßstab
1/2

D0078142

CS 77

Z-T DEUR BINNENDR. MET AUTOMATISCHE DEURDICHTING
PORTE Z-T FERMET. DE PORTE AUTOMAT. OUVR. VERS L'INT.
Z-T DOOR INW. OPEN. WITH AUTOMATIC DOOR LATCH
Z-T TUER IN.OEFFN. MIT AUTOMATISCHER TUERDICHTUNG

REYNAERS aluminium

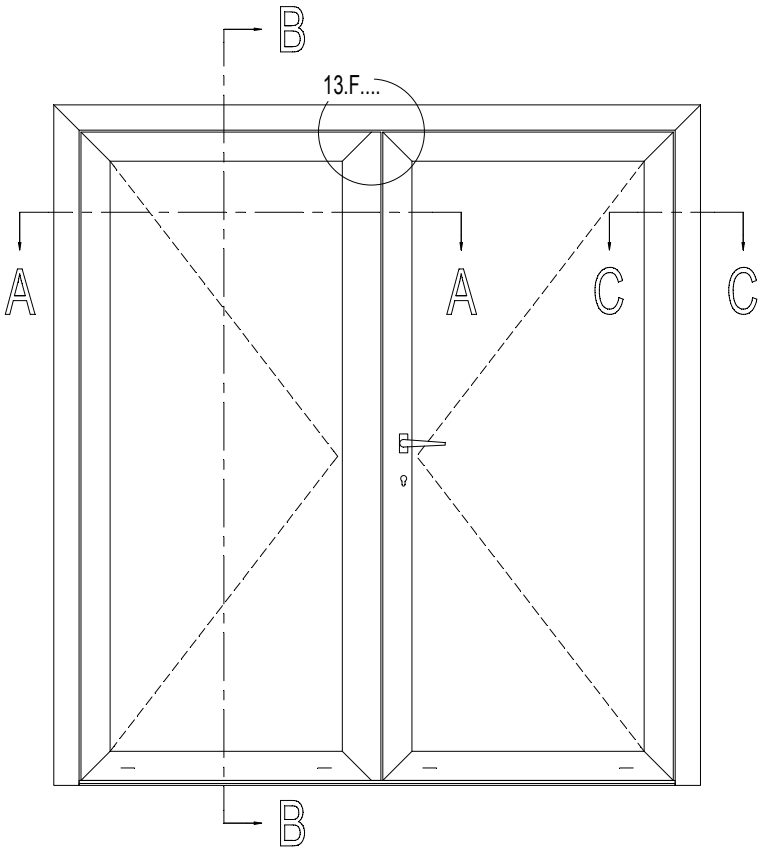

b1 = B1 - 204
b2 = B2 - 204
h = H - 227

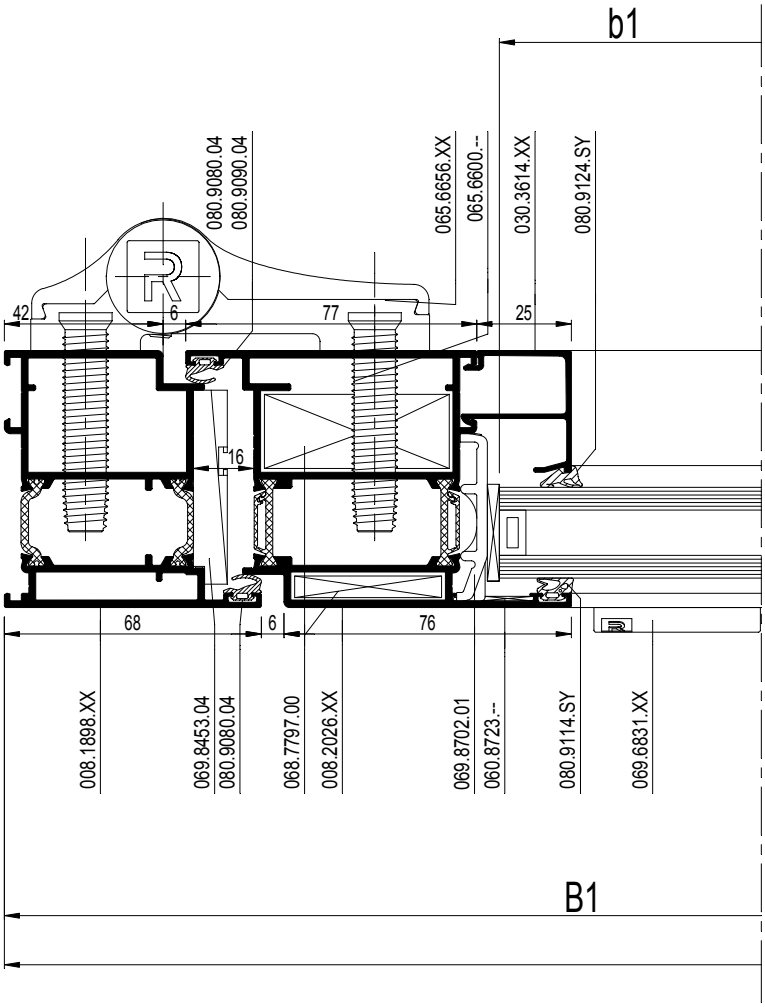

schaal - échelle
scale - Maßstab
1/2

D0078143

CS 77

Z-T DEUR BINNENDR. MET AUTOMATISCHE DEURDICHTING
PORTE Z-T FERMET. DE PORTE AUTOMAT. OUVR. VERS L'INT.
Z-T DOOR INW. OPEN. WITH AUTOMATIC DOOR LATCH
Z-T TUER IN.OEFFN. MIT AUTOMATISCHER TUERDICHTUNG

REYNAERS aluminium

		#	Lm	
008.1898.XX		1	B	13.C....
		1	H	
		1	H	
008.2026.XX		2	B1 - 38	13.C....
		2	B2 - 38	
		2	H - 61	
		1	H - 61	
008.2014.XX		1	H - 61	13.C....
108.0082.XX		1	B1 - 59	13.C....
		1	B1 - 80	
008.0071.XX		1	B - 118	13.C....
030.3614.XX		2	B1 - 192	13.C....
		2	B2 - 192	
		4	H - 265	

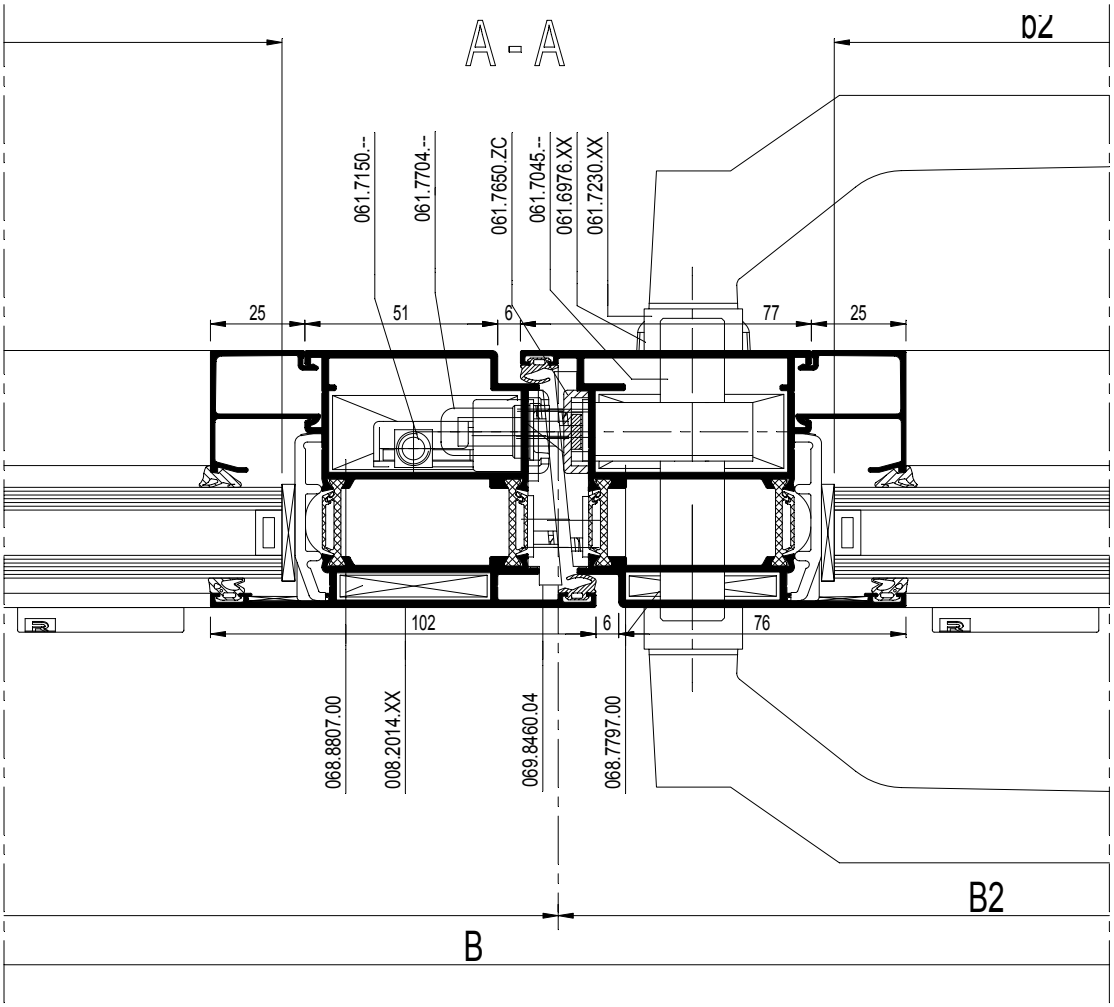

schaal - échelle
scale - Maßstab
1/2

D0078143

CS 77

Z-T DEUR BINNENDR. MET AUTOMATISCHE DEURDICHTING
PORTE Z-T FERMET. DE PORTE AUTOMAT. OUVR. VERS L'INT.
Z-T DOOR INW. OPEN. WITH AUTOMATIC DOOR LATCH
Z-T TUER IN.OEFFN. MIT AUTOMATISCHER TUERDICHTUNG

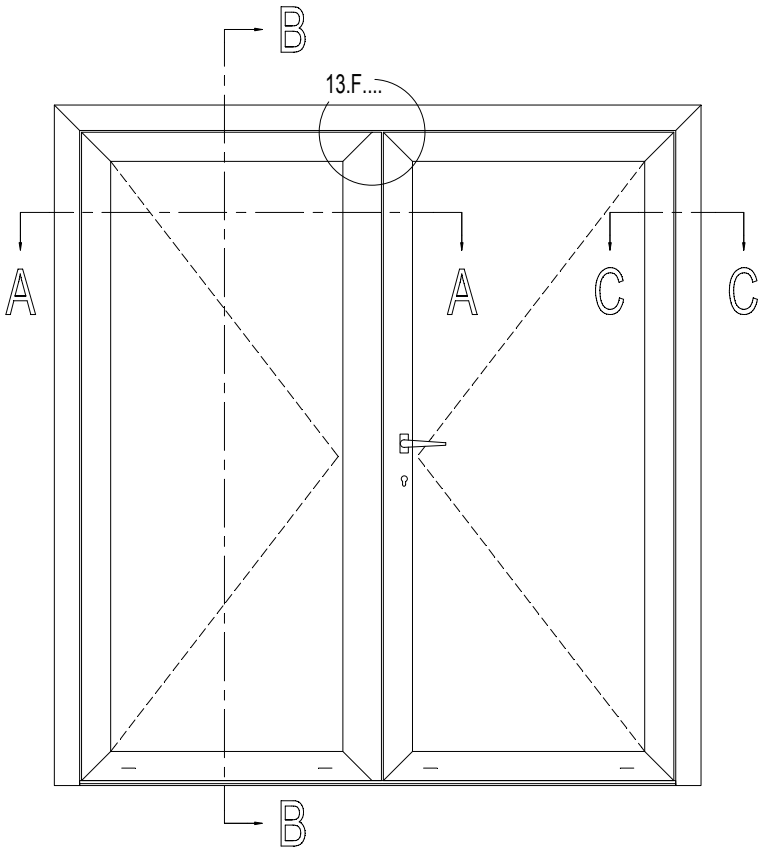

Espagnoletslot - Fermeture Espagnolette (*)
Espagnolette lock - Falztreibriegel

		#	☞
061.7150.--		1	ACCESS CS
052.5331.--		2	ACCESS CS
061.7155.--		1	ACCESS CS
061.7154.--		2	ACCESS CS
061.7156.--		1	ACCESS CS
061.7152.--		4	ACCESS CS
052.5308.--		6	ACCESS CS

of - ou - or - oder

Stangenslot - Serrure a Tige (*)
Bar Lock - Tuertreibriegel

		#	☞
061.7199.--		1	ACCESS CS
of - ou - or - oder			
061.7198.--		1	ACCESS CS
050.5011.--		2	ACCESS CS
061.7183.--		2	ACCESS CS
061.7154.--		2	ACCESS CS
061.7192.--		1	ACCESS CS
061.7191.17		2	ACCESS CS
052.5317.--		4	ACCESS CS

* inbouw zie 13.F.... / Encastrement voire 13.F....
* Embedding see 13.F.... / Einbau siehe 13.F....

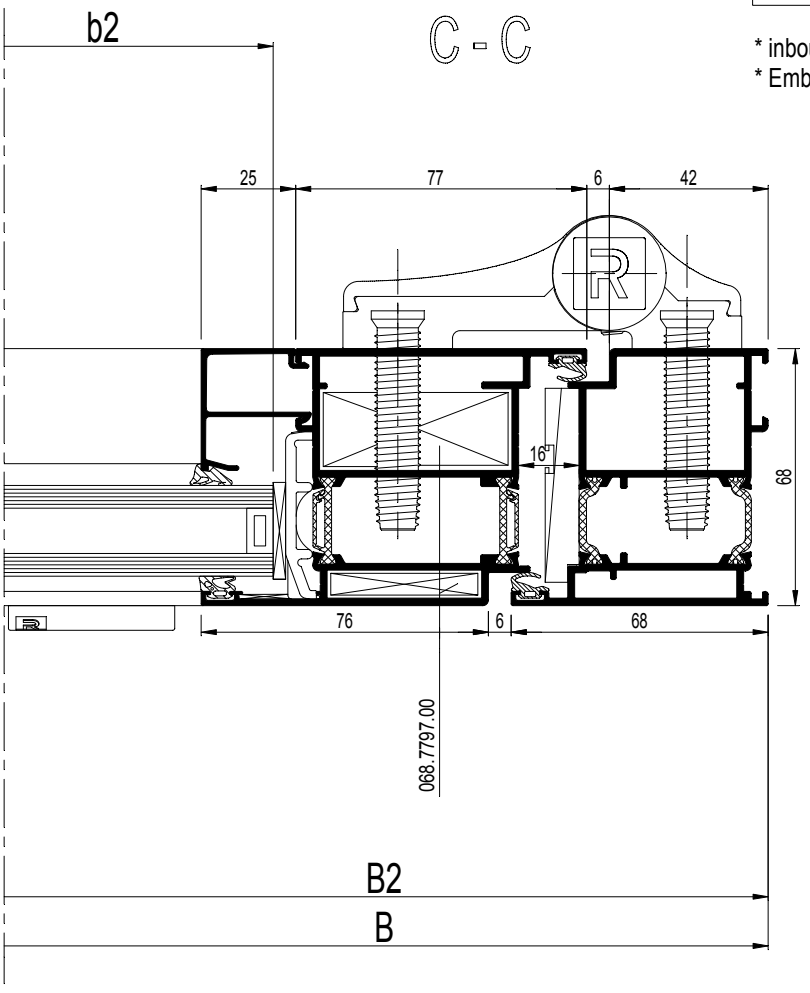

schaal - échelle
scale - Maßstab
1/2

D0078144

CS 77

Z-T DEUR BINNENDR. MET AUTOMATISCHE DEURDICHTING
PORTE Z-T FERMET. DE PORTE AUTOMAT. OUVR. VERS L'INT.
Z-T DOOR INW. OPEN. WITH AUTOMATIC DOOR LATCH
Z-T TUER IN.OEFFN. MIT AUTOMATISCHER TUERDICHTUNG

		#	☞
068.7794.00		2	ACCESS CS
068.7797.00		6	ACCESS CS
069.8807.00		2	ACCESS CS
060.8723.--		8	ACCESS CS
065.6656.XX		13.F....	ACCESS CS
065.6600.--		13.F....	ACCESS CS
061.7650.ZC		1	ACCESS CS
052.5316.--		2	ACCESS CS
061.7045.--		1	ACCESS CS
061.6976.XX		1	ACCESS CS
052.5311.--		2	ACCESS CS
061.7704.--		1	ACCESS CS
052.5316.--		3	ACCESS CS
061.7230.XX		1	ACCESS CS
050.5161.--		4	ACCESS CS
069.6831.XX		13.F....	ACCESS CS
069.8702.01		13.F....	ACCESS CS
069.8511.XX		1	ACCESS CS
069.8512.XX		1	ACCESS CS
069.8453.04		1	ACCESS CS
052.5311.--		4	
081.9040.--		13.F....	ACCESS CS
080.9080.04		(2xB)+(6xH)	ACCESS CS
080.9090.04		3	ACCESS CS
080.9114.SY		(2xb1)+(2xb2)	ACCESS CS
		+(4xh)	
080.9124.SY		(2xb1)+(2xb2)	ACCESS CS
		+(4xh)	
081.9092.04		8 x 51.5	ACCESS CS
052.5315.--		1/300mm	ACCESS CS

Variant HI / Variante HI / Variant HI / Variante HI

080.9625.07		(2xb1)+(2xb2)	ACCESS CS
		+(4xh)	
080.9231.07		(1xB)+(2xH)	ACCESS CS

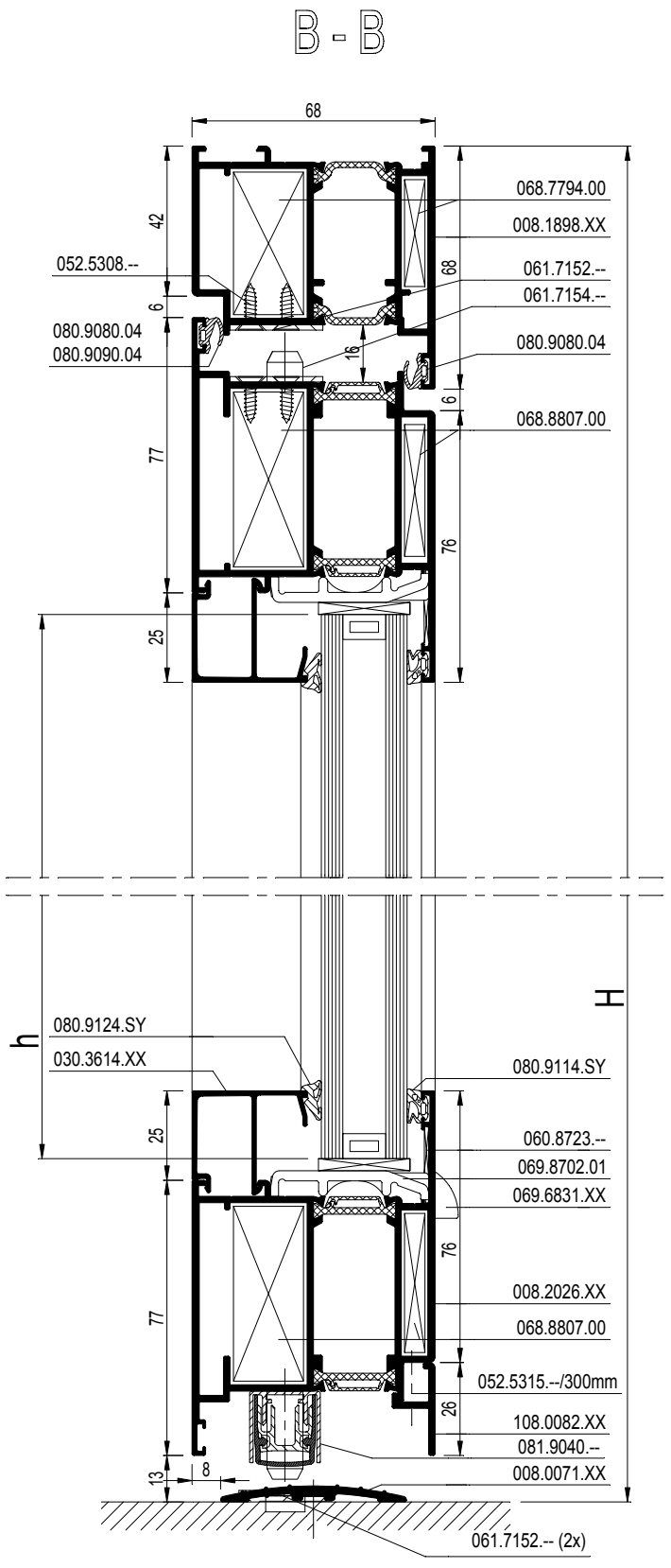

schaal - échelle
scale - Maßstab
1/2

D0078144

CS 77

DEUR BUITENDRAAIEND 'BORSTELAFSLUITING'
PORTE OUVRANT VERS L'EXTERIEUR 'JOINT-BROSSE'
DOOR OUTWARD OPENING 'BRUSH'
TUER NACH AUSSEN OEFFNEND 'BUERSTENDICHTUNG'

REYNAERS aluminium

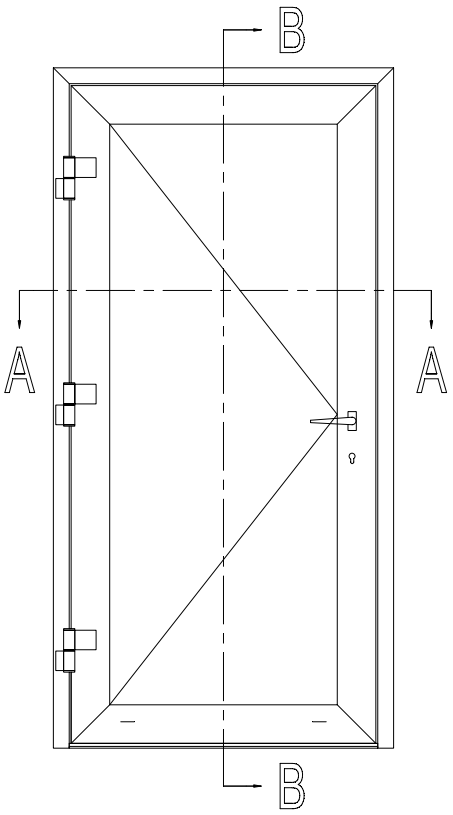

			#	Lm	
008.0469.XX			1	B	13.C....
			1	H	
			1	H	
008.2014.XX			2	B - 96	13.C....
			2	H - 61	
030.3614.XX			2	B - 250	13.C....
			2	H - 265	
005.0177.XX			1	B - 138	13.C....
008.0071.XX			1	B - 118	13.C....

b = B - 262
h = H - 227

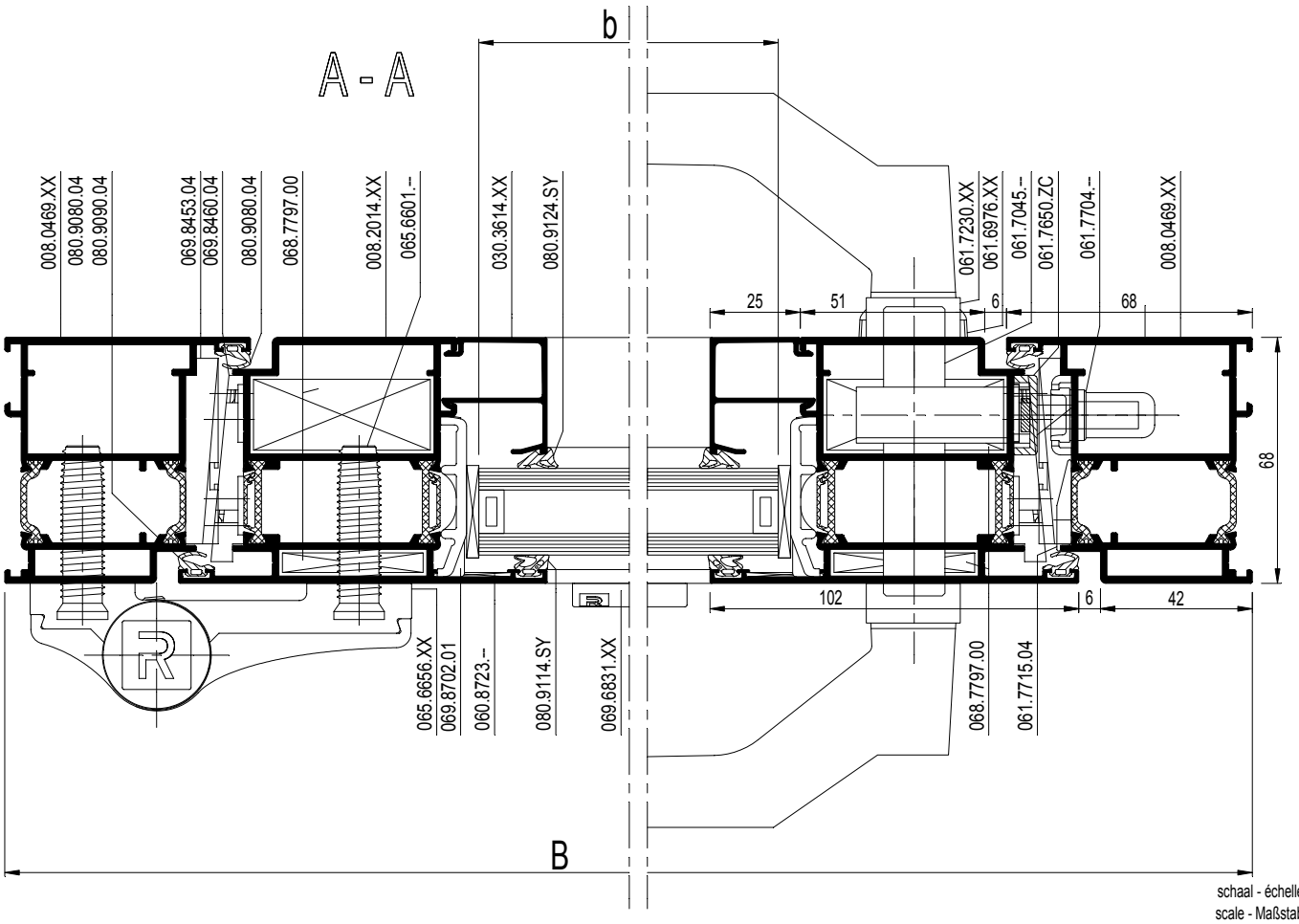

schaal - échelle
scale - Maßstab
1/2

D0075146

CS 77

DEUR BUITENDRAAIEND 'BORSTELAFSLUITING'
PORTE OUVRANT VERS L'EXTERIEUR 'JOINT-BROSSE'
DOOR OUTWARD OPENING 'BRUSH'
TUER NACH AUSSEN OEFFNEND 'BUERSTENDICHTUNG'

REYNAERS aluminium

		#	☞
068.7794.00		2	ACCESS CS
068.7797.00		4	ACCESS CS
060.8723.--		4	ACCESS CS
065.6656.XX		13.F....	ACCESS CS
065.6601.--		13.F....	ACCESS CS
061.7650.ZC	1	1	ACCESS CS
052.5316.--		2	ACCESS CS
061.7704.--		1	ACCESS CS
052.5316.--		3	ACCESS CS
061.7715.04		1	ACCESS CS
052.5316.--		2	ACCESS CS
061.7230.XX		1	ACCESS CS
050.5161.--		4	ACCESS CS
061.7045.--		1	ACCESS CS
061.6976.XX		1	ACCESS CS
052.5311.--		2	ACCESS CS
069.6831.XX		13.F....	ACCESS CS
069.8702.01		13.F....	ACCESS CS
069.8453.04		1	ACCESS CS
052.5311.--		4	
069.8460.04		1	ACCESS CS
052.5311.--		4	
080.9080.04		(2xB)+(4xH)	ACCESS CS
080.9090.04		2	ACCESS CS
080.9114.SY		(2xb)+(2xh)	ACCESS CS
080.9124.SY		(2xb)+(2xh)	ACCESS CS
081.9092.04		12 x 51.5	ACCESS CS
081.9141.04		13.F....	ACCESS CS
052.5317.--		1/300mm	ACCESS CS

Variant HI / Variante HI / Variant HI / Variante HI

080.9625.07		(2xb)+(2xh)	ACCESS CS
080.9231.07		(1xB)+(2xH)	ACCESS CS

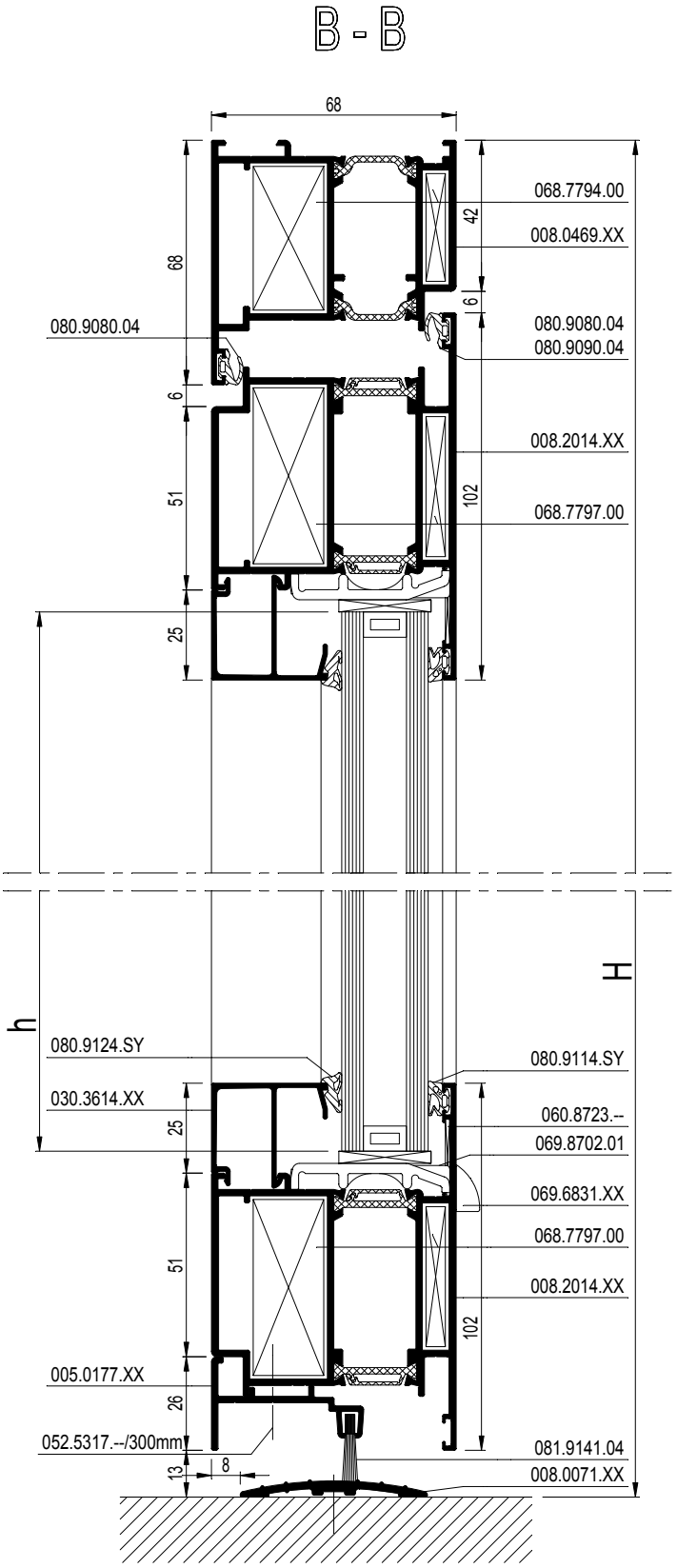

schaal - échelle
scale - Maßstab
1/2

D0075146

CS 77

SAMENGESTELDE DEUR BUITENDRAAIEND 'BORSTELAFSLUITING'
PORTE COMPOSEE OUVRANT VERS L'EXTERIEUR 'JOINT-BROSSE'
COMBINED DOOR OUTWARD OPENING 'BRUSH'
KOMBINIERTE TUER NACH AUSS. OEFFNEND 'BUERSTENDICHTUNG'

REYNAERS aluminium

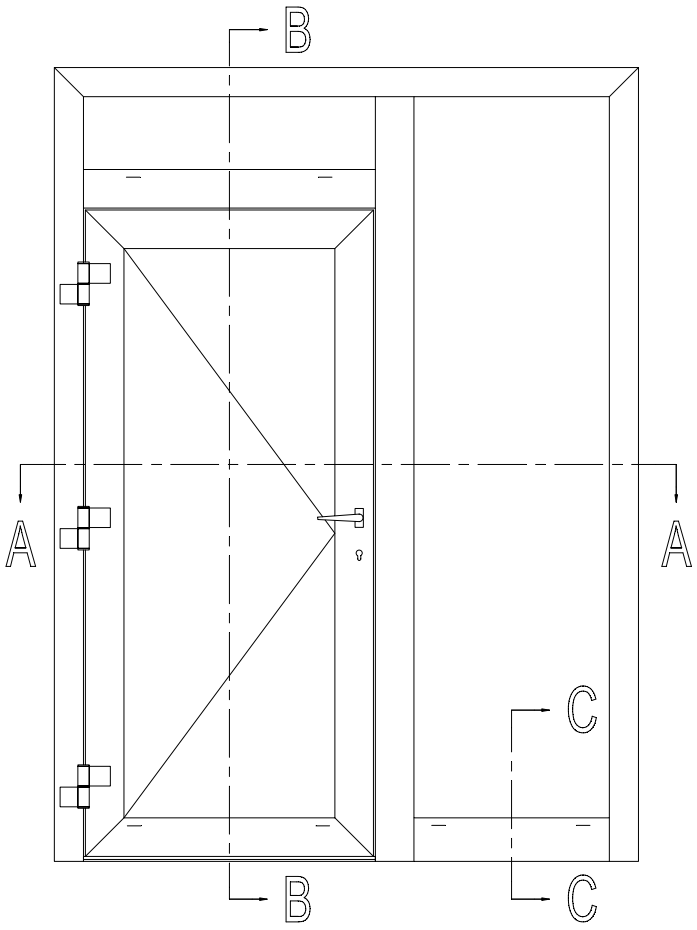

b1 = B1 - 306
h1 = H1 - 236
b2 = B2 - 90
h2 = H - 154
b3 = B1 - 90
h3 = H2 - 90

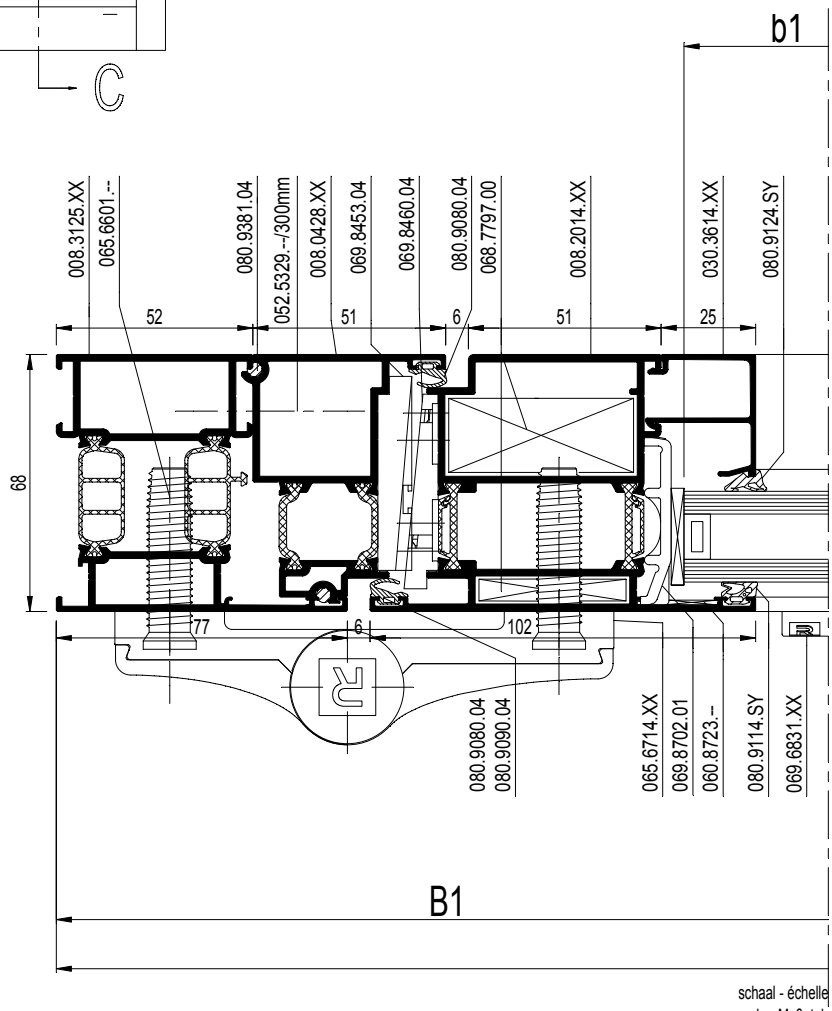

schaal - échelle
scale - Maßstab
1/2

D0075149

CS 77

SAMENGESTELDE DEUR BUITENDRAAIEND 'BORSTELAFSLUITING'
PORTE COMPOSEE OUVRANT VERS L'EXTERIEUR 'JOINT-BROSSE'
COMBINED DOOR OUTWARD OPENING 'BRUSH'
KOMBINIERTE TUER NACH AUSS. OEFFNEND 'BUERSTENDICHTUNG'

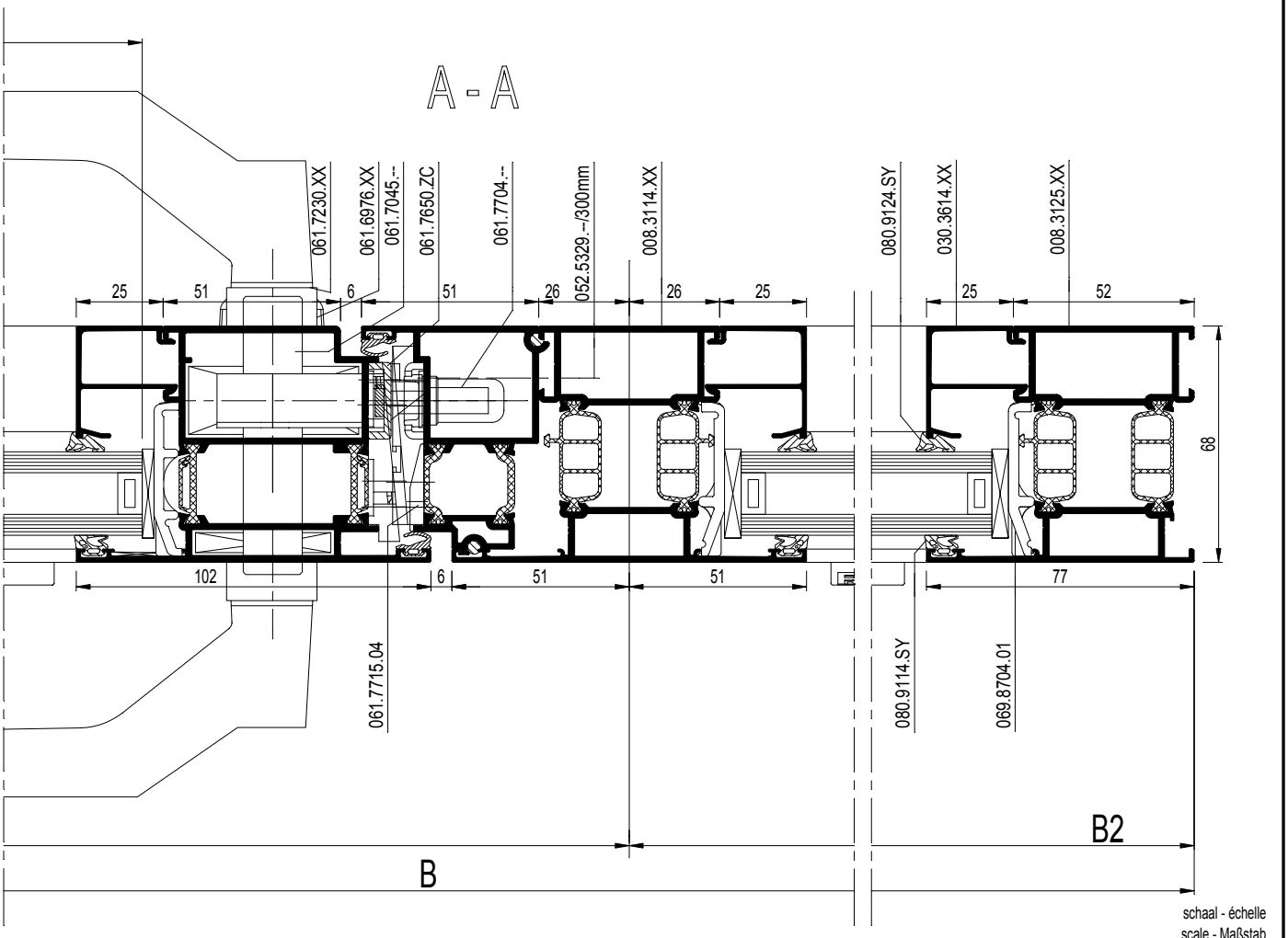

schaal - échelle
scale - Maßstab
1/2

D0075149

CS 77

SAMENGESTELDE DEUR BUITENDRAAIEND 'BORSTELAFSLUITING'
PORTE COMPOSEE OUVRANT VERS L'EXTERIEUR 'JOINT-BROSSE'
COMBINED DOOR OUTWARD OPENING 'BRUSH'
KOMBINIERTE TUER NACH AUSS. OEFFNEND 'BUERSTENDICHTUNG'

REYNAERS aluminium

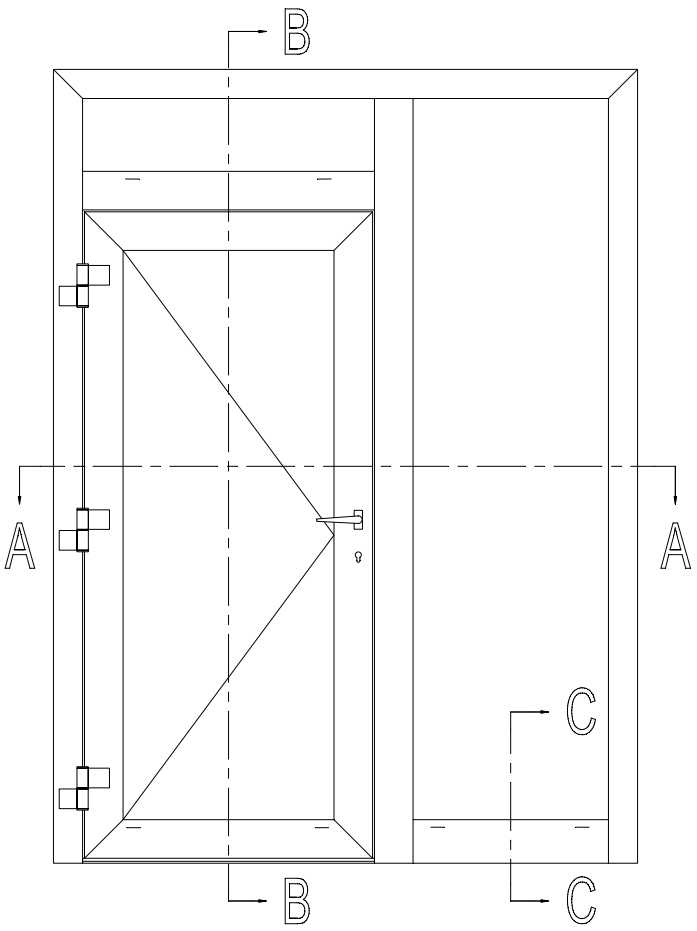

		#	
068.7854.00		2	ACCESS CS
068.7855.00		2	ACCESS CS
068.7797.00		4	ACCESS CS
060.8723.--		6	ACCESS CS
068.8732.00		3	ACCESS CS
068.8682.04		6	ACCESS CS
050.5153.--		6	ACCESS CS
068.8733.00		2	ACCESS CS
068.8682.04		4	ACCESS CS
050.5153.--		4	ACCESS CS
065.6714.XX		13.F....	ACCESS CS
065.6601.--		13.F....	ACCESS CS
061.7650.ZC		1	ACCESS CS
052.5316.--		2	ACCESS CS
061.7045.--		1	ACCESS CS
061.6976.XX		1	ACCESS CS
052.5311.--		2	ACCESS CS
061.7704.--		1	ACCESS CS
052.5316.--		3	ACCESS CS
061.7715.04		1	ACCESS CS
052.5316.--		2	ACCESS CS
061.7230.XX		1	ACCESS CS
050.5161.--		4	ACCESS CS
069.6831.XX		13.F....	ACCESS CS
069.8702.01		13.F....	ACCESS CS
069.8704.01		13.F....	ACCESS CS
069.8453.04		1	ACCESS CS
052.5311.--		4	
069.8460.04		1	ACCESS CS
052.5311.--		4	
080.9381.04		2x (B1 - 72)	ACCESS CS
		4x (H1 - 23)	
080.9080.04		(2xB1)+(6xH1)	ACCESS CS
080.9090.04		2	ACCESS CS
080.9114.SY		(2xb1)+(2xh1)	ACCESS CS
		+(2xb2)+(2xh2)	ACCESS CS
		+(2xb3)+(2xh3)	ACCESS CS
080.9124.SY		(2xb1)+(2xh1)	ACCESS CS
		+(2xb2)+(2xh2)	ACCESS CS
		+(2xb3)+(2xh3)	ACCESS CS
081.9092.04		12 x 51.5	ACCESS CS
081.9141.04		13.F....	ACCESS CS
052.5317.--		1/300mm	ACCESS CS
052.5329.--		1/300mm	ACCESS CS

* Variant HI / Variante HI / Variant HI / Variante HI

080.9625.07		(2xb1)+(2xh1)	ACCESS CS
		+(2xb2)+(2xh2)	ACCESS CS
		+(2xb3)+(2xh3)	ACCESS CS
080.9231.07		(1xB)+(2xH)	ACCESS CS

schaal - échelle
scale - Maßstab
1/2

D00751152

CS 77

SAMENGESTELDE DEUR BUITENDRAAIEND 'BORSTELAFSLUITING'
PORTE COMPOSEE OUVRANT VERS L'EXTERIEUR 'JOINT-BROSSE'
COMBINED DOOR OUTWARD OPENING 'BRUSH'
KOMBINIERTE TUER NACH AUSS. OEFFNEND 'BUERSTENDICHTUNG'

REYNAERS aluminium

		#	Lm	
008.3125.XX		1	B	13.C....
		1	H	
		1	H	
008.2014.XX		2	B1 - 140	13.C....
		2	H1 - 70	
008.0428.XX		1	H1 - 23	13.C....
		1	H1 - 23	
		1	B1 - 72	
008.3114.XX		1	H - 52	13.C....
		1	B1 - 78	
008.3123.XX		1	B2 - 78	13.C....
005.0177.XX		1	B1 - 182	13.C....
008.0071.XX		1	B1 - 162	13.C....
005.0535.XX		1	B2 - 78	13.C....
030.3614.XX		2	B1 - 294	13.C....
		2	H1 - 274	
		2	B1 - 78	
		2	H2 - 128	
		2	B2 - 78	
		2	H - 192	

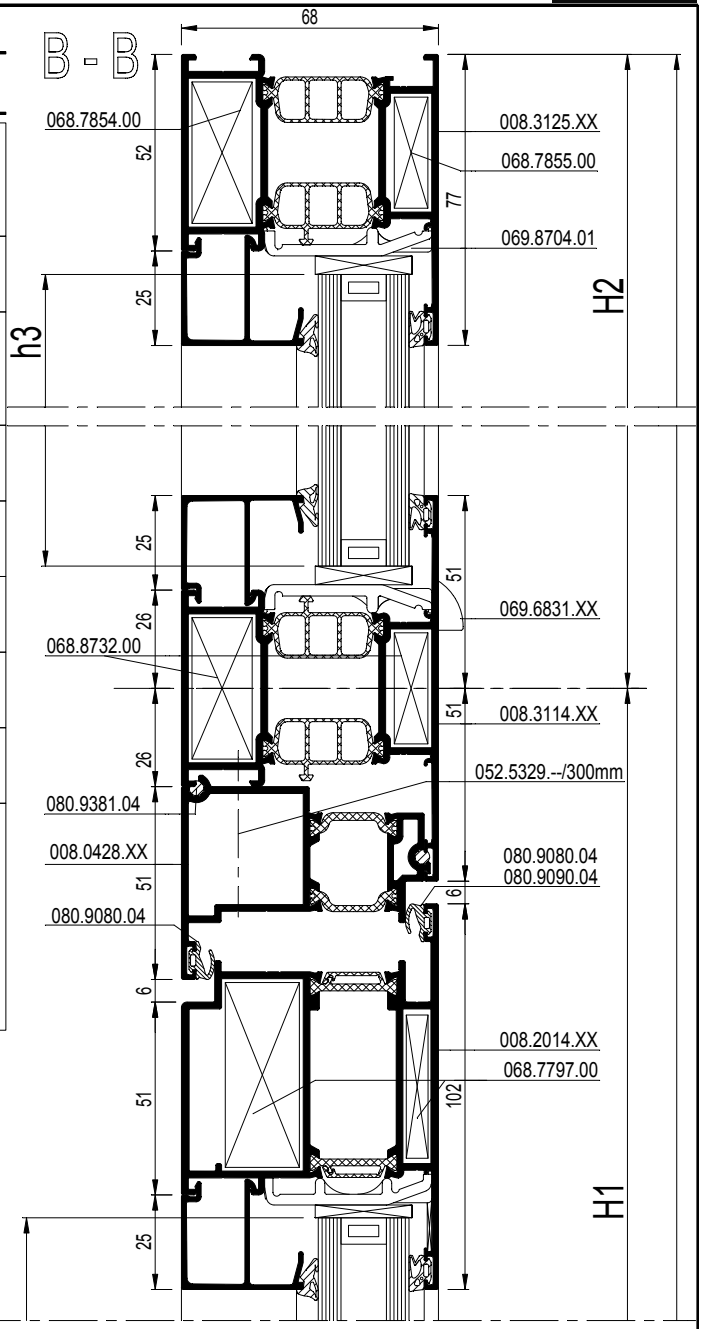

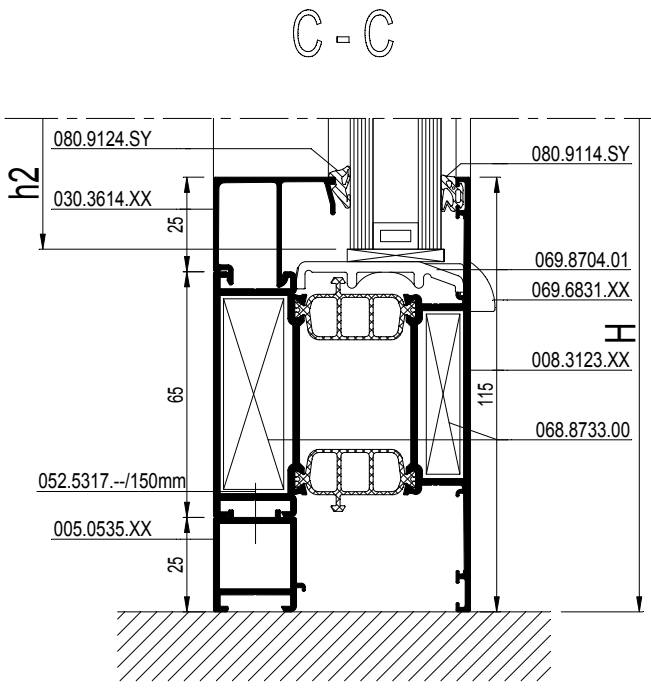

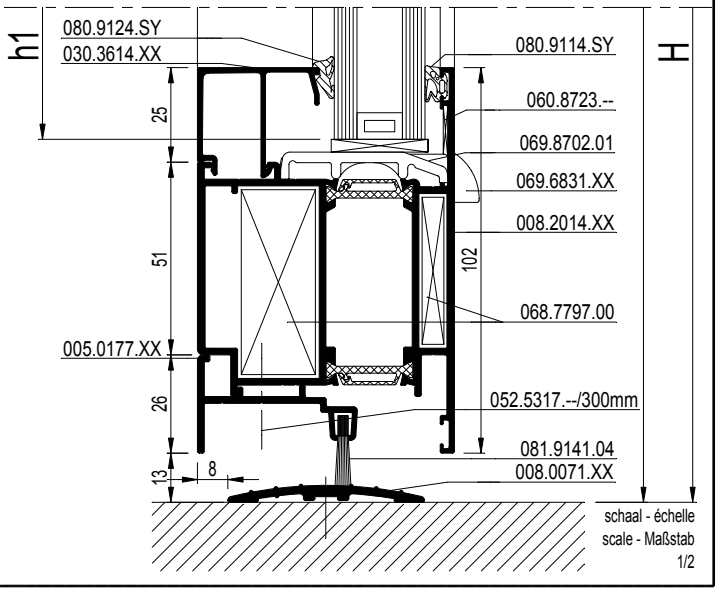

schaal - échelle
scale - Maßstab
1/2

D0075152

CS 77

STOLPDEUR BUITENDRAAIEND 'BORSTELAFSLUITING'
PORTE DOUBLE OUVRANT VERS L'EXTERIEUR 'JOINT-BROSSE'
DOUBLE CASEMENT DOOR OUTWARD OPENING 'BRUSH'
STULPFLUEGELTUER NACH AUSS.OEFFNEND 'BUERSTENDICHTUNG'

REYNAERS aluminium

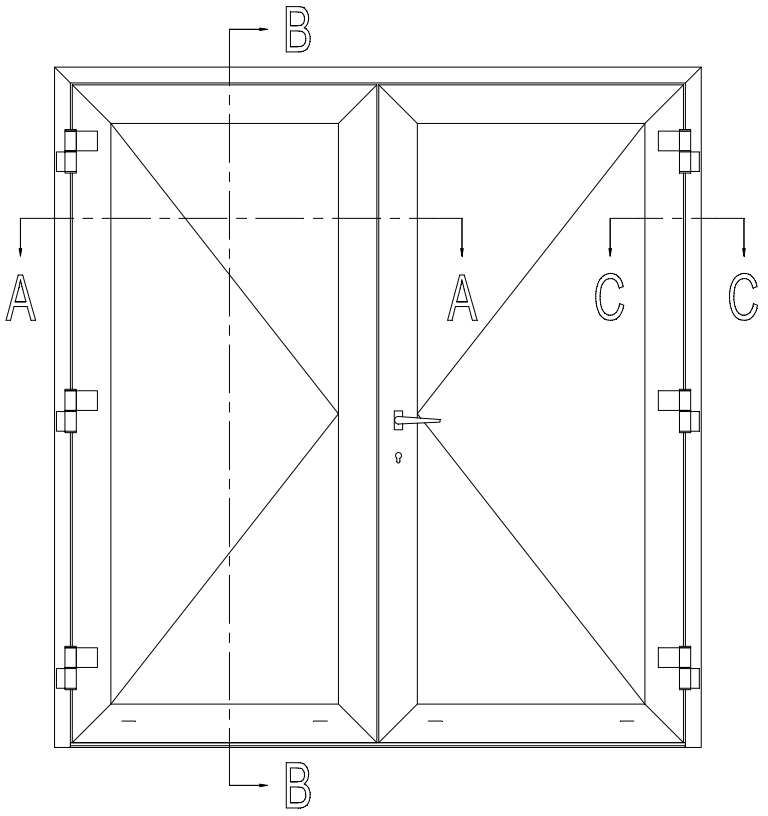

b1 = B1 - 217
b2 = B2 - 217
h = H - 227

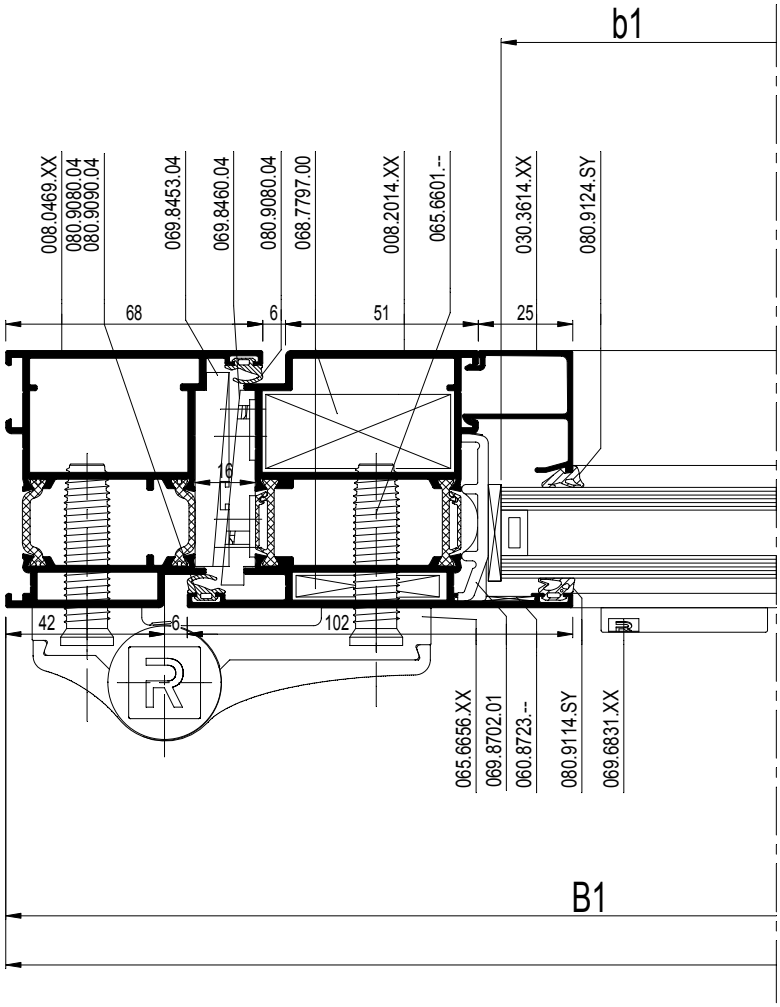

schaal - échelle
scale - Maßstab
1/2

D0075162

CS 77

STOLPDEUR BUITENDRAAIEND 'BORSTELAFSLUITING'
PORTE DOUBLE OUVRANT VERS L'EXTERIEUR 'JOINT-BROSSE'
DOUBLE CASEMENT DOOR OUTWARD OPENING 'BRUSH'
STULPFLUEGELTUER NACH AUSS.OEFFNEND 'BUERSTENDICHTUNG'

REYNAERS aluminium

		#	Lm	
008.0469.XX		1	B	13.C....
		1	H	
		1	H	
008.2014.XX		2	B1 - 51	13.C....
		2	B2 - 51	
		4	H - 61	
008.1815.XX		1	H - 82	13.C....
005.0177.XX		1	B1 - 93	13.C....
		1	B2 - 93	
008.0071.XX		1	B - 118	13.C....
030.3614.XX		2	B1 - 205	13.C....
		2	B2 - 205	
		4	H - 265	

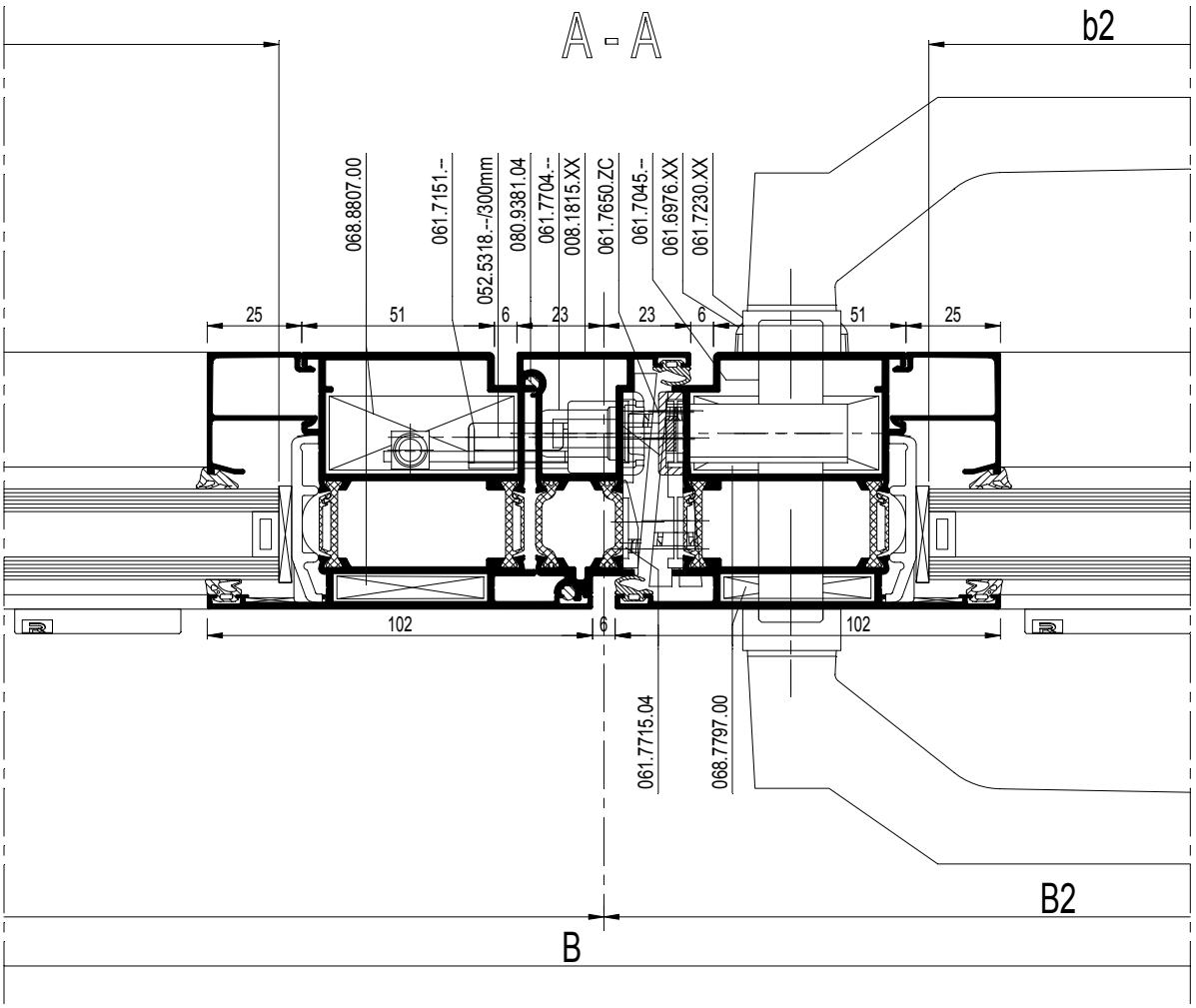

schaal - échelle
scale - Maßstab
1/2

D0075162

CS 77

STOLPDEUR BUITENDRAAIEND 'BORSTELAFSLUITING'
PORTE DOUBLE OUVRANT VERS L'EXTERIEUR 'JOINT-BROSSE'
DOUBLE CASEMENT DOOR OUTWARD OPENING 'BRUSH'
STULPFLUEGELTUER NACH AUSS.OEFFNEND 'BUERSTENDICHTUNG'

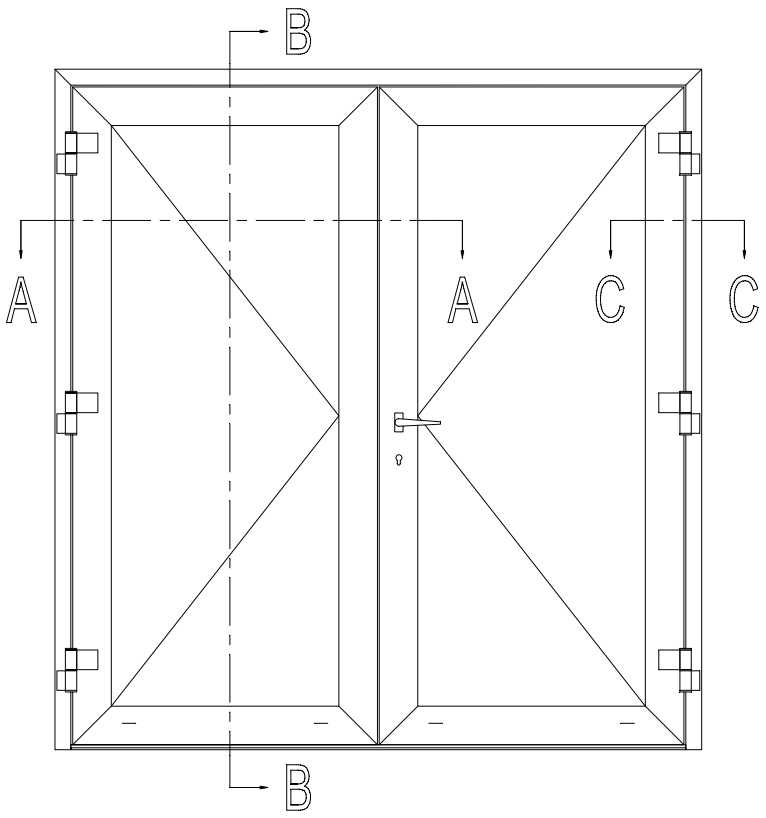

Espagnoletslot - Fermeture Espagnolette (*)
Espagnolette lock - Falztreibriegel

		#	☞
061.7151.--		1	ACCESS CS
052.5331.--		2	ACCESS CS
061.7155.--		1	ACCESS CS
061.7154.--		2	ACCESS CS
061.7156.--		1	ACCESS CS
061.7152.--		4	ACCESS CS
052.5308.--		6	ACCESS CS

of - ou - or - oder

Stangenslot - Serrure a Tige (*)
Bar Lock - Tuertreibriegel

		#	☞
061.7199.--		1	ACCESS CS
of - ou - or - oder			
061.7198.--		1	ACCESS CS
050.5011.--		2	ACCESS CS
061.7183.--		2	ACCESS CS
061.7154.--		2	ACCESS CS
061.7192.--		1	ACCESS CS
061.7191.17		2	ACCESS CS
052.5317.--		4	ACCESS CS

* inbouw zie 13.F.... / Encastrement voire 13.F....
* Embedding see 13.F.... / Einbau siehe 13.F....

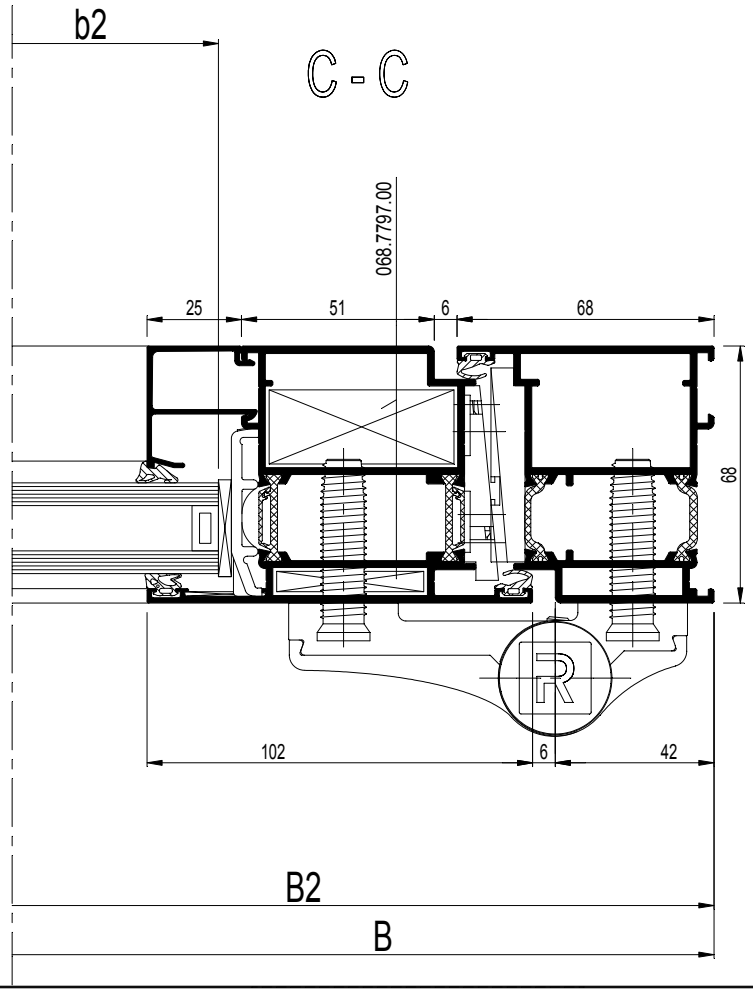

schaal - échelle
scale - Maßstab
1/2

D0075163

Werktekeningen
Coupes et débits
Work drawings
Werkzeichnungen

CS 77

STOLPDEUR BUITENDRAAIEND 'BORSTELAFSLUITING'
PORTE DOUBLE OUVRANT VERS L'EXTERIEUR 'JOINT-BROSSE'
DOUBLE CASEMENT DOOR OUTWARD OPENING 'BRUSH'
STULPFLUEGELTUER NACH AUSS.OEFFNEND 'BUERSTENDICHTUNG'

REYNAERS aluminium

		#	☞
068.7794.00		2	ACCESS CS
068.7797.00		6	ACCESS CS
069.8807.00		2	ACCESS CS
060.8723.--		8	ACCESS CS
065.6656.XX		13.F....	ACCESS CS
065.6601.--		13.F....	ACCESS CS
061.7650.ZC		1	ACCESS CS
052.5316.--		2	ACCESS CS
061.7045.--		1	ACCESS CS
061.6976.XX		1	ACCESS CS
052.5311.--		2	ACCESS CS
061.7704.--		1	ACCESS CS
052.5316.--		3	ACCESS CS
061.7715.04		1	ACCESS CS
052.5316.--		2	ACCESS CS
061.7230.XX		1	ACCESS CS
050.5161.--		4	ACCESS CS
069.6831.XX		13.F....	ACCESS CS
069.8702.01		13.F....	ACCESS CS
069.8650.04		1	ACCESS CS
052.5311.--		2	
069.8453.04		1	ACCESS CS
052.5311.--		4	
069.8460.04		2	ACCESS CS
052.5311.--		8	
080.9381.04		2x (H - 117)	ACCESS CS
080.9080.04		(2xB)+(6xH)	ACCESS CS
080.9090.04		3	ACCESS CS
080.9114.SY		(2xb1)+(2xb2)	ACCESS CS
		+(4xh)	
080.9124.SY		(2xb1)+(2xb2)	ACCESS CS
		+(4xh)	
081.9092.04		16 x 51.5	ACCESS CS
081.9141.04		13.F....	ACCESS CS
052.5317.--		1/300mm	ACCESS CS
052.5318.--		1/300mm	ACCESS CS

Variant HI / Variante HI / Variant HI / Variante HI

080.9625.07		(2xb1)+(2xb2)	ACCESS CS
		+(4xh)	
080.9231.07		(1xB)+(2xH)	ACCESS CS

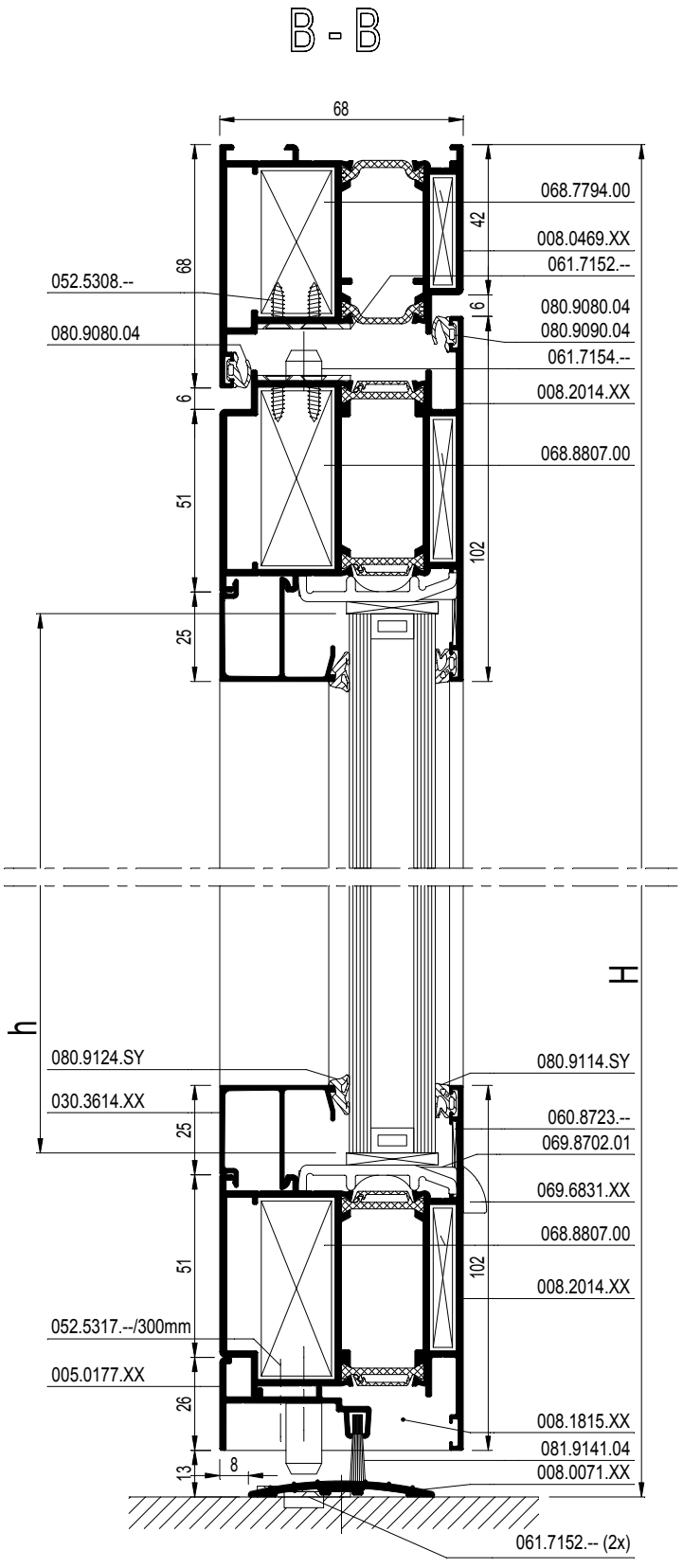

schaal - échelle
scale - Maßstab
1/2

D0075163

CS 77

Z-T DEUR BUITENDRAAIEND 'BORSTELAFSLUITING'
PORTE Z-T OUVRANT VERS L'EXTERIEUR 'JOINT-BROSSE'
Z-T DOOR OUTWARD OPENING 'BRUSH'
Z-T TUER NACH AUSSEN OEFFNEND 'BUERSTENDICHTUNG'

REYNAERS aluminium

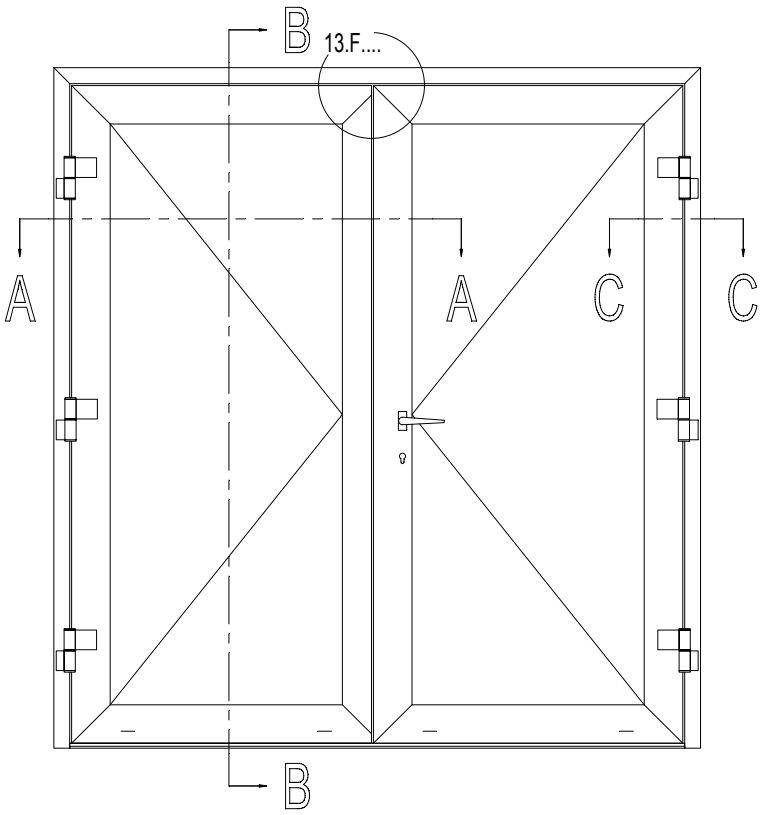

b1 = B1 - 204
b2 = B2 - 204
h = H - 227

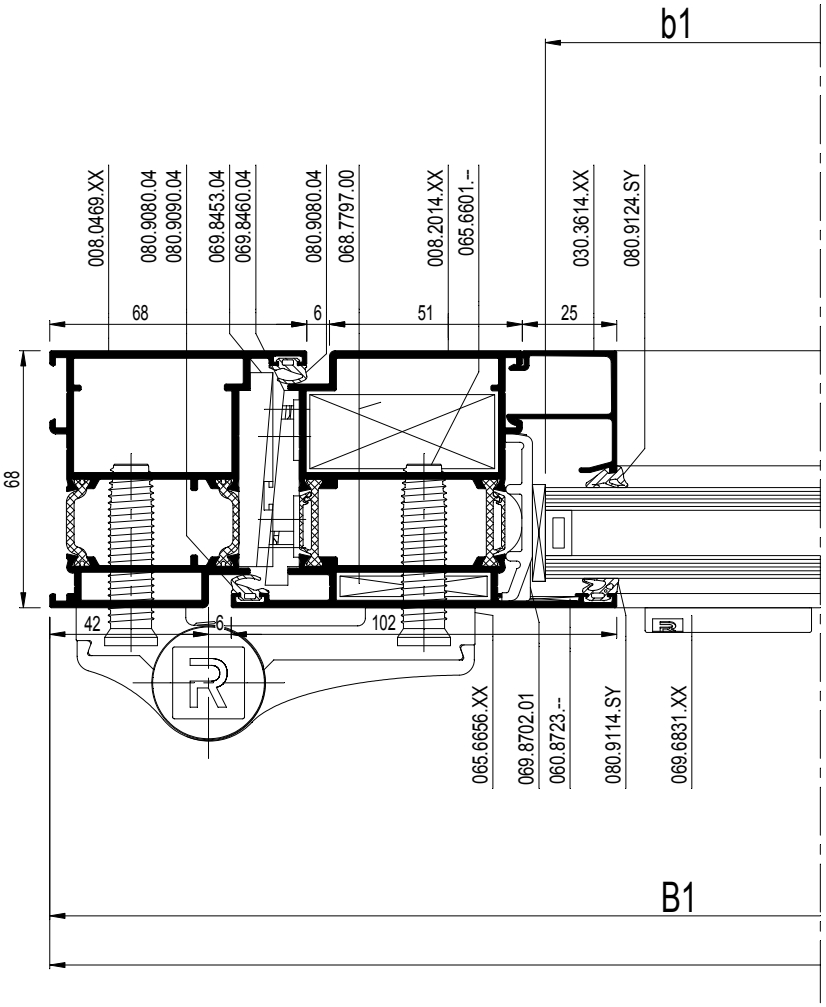

schaal - échelle
scale - Maßstab
1/2

D0075164

CS 77

Z-T DEUR BUITENDRAAIEND 'BORSTELAFSLUITING'
PORTE Z-T OUVRANT VERS L'EXTERIEUR 'JOINT-BROSSE'
Z-T DOOR OUTWARD OPENING 'BRUSH'
Z-T TUER NACH AUSSEN OEFFNEND 'BUERSTENDICHTUNG'

REYNAERS aluminium

		#	Lm	
008.0469.XX		1	B	13.C....
		1	H	
		1	H	
008.2014.XX		2	B1 - 38	13.C....
		2	B2 - 38	
		2	H - 61	
		1	H - 61	
008.2026.XX		1	H - 61	13.C....
005.0177.XX		1	B1 - 59	13.C....
		1	B1 - 80	
008.0071.XX		1	B - 118	13.C....
030.3614.XX		2	B1 - 192	13.C....
		2	B2 - 192	
		4	H - 265	

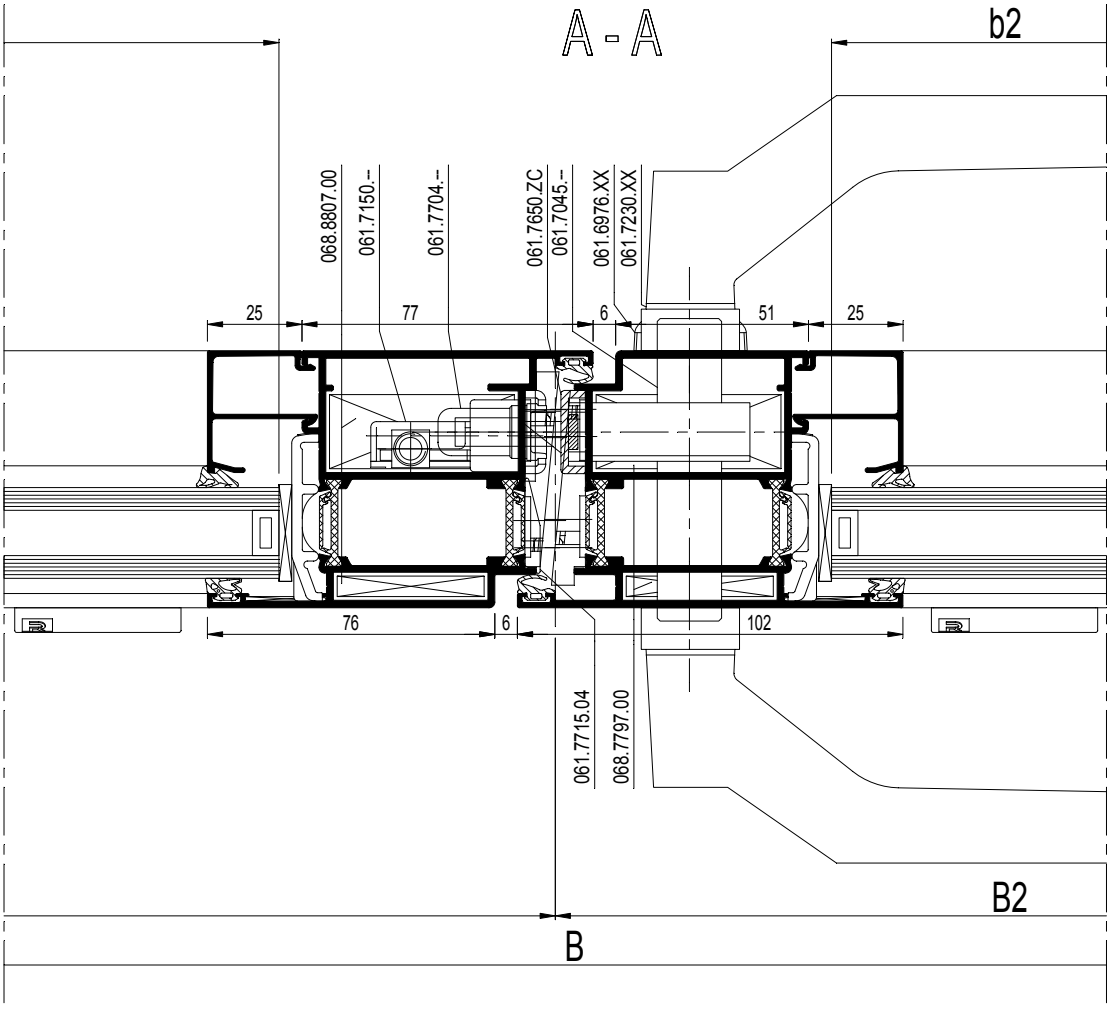

schaal - échelle
scale - Maßstab
1/2

D0075164

CS 77

Z-T DEUR BUITENDRAAIEND 'BORSTELAFSLUITING'
PORTE Z-T OUVRANT VERS L'EXTERIEUR 'JOINT-BROSSE'
Z-T DOOR OUTWARD OPENING 'BRUSH'
Z-T TUER NACH AUSSEN OEFFNEND 'BUERSTENDICHTUNG'

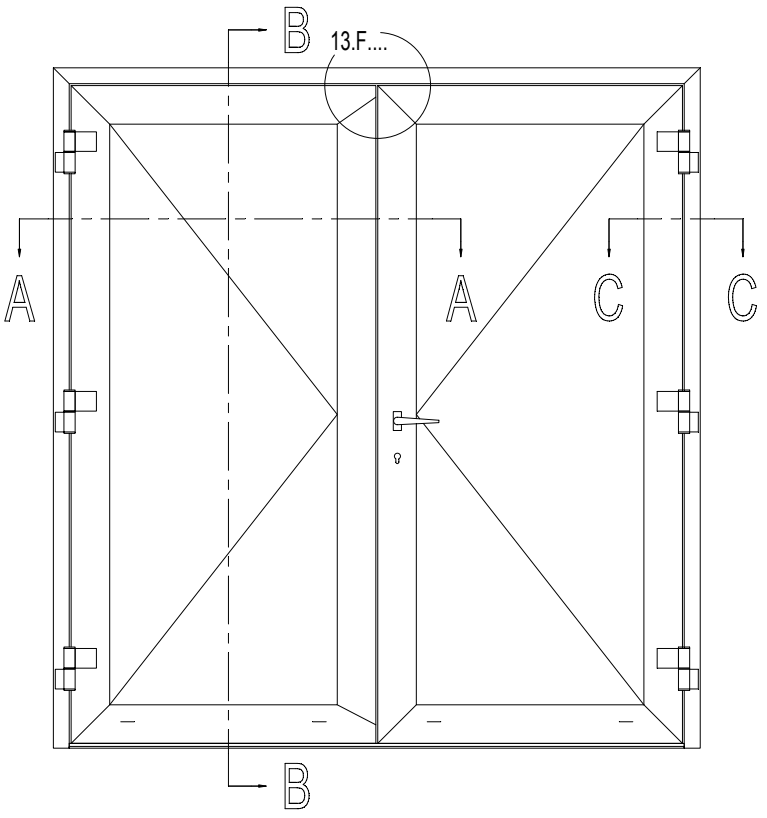

Espagnoletslot - Fermeture Espagnolette (*)
Espagnolette lock - Falztreibriegel

		#	☞
061.7150.--		1	ACCESS CS
052.5331.--		2	ACCESS CS
061.7155.--		1	ACCESS CS
061.7154.--		2	ACCESS CS
061.7156.--		1	ACCESS CS
061.7152.--		4	ACCESS CS
052.5308.--		6	ACCESS CS

of - ou - or - oder

Stangenslot - Serrure a Tige (*)
Bar Lock - Tuertreibriegel

		#	☞
061.7199.--		1	ACCESS CS
of - ou - or - oder			
061.7198.--		1	ACCESS CS
050.5011.--		2	ACCESS CS
061.7183.--		2	ACCESS CS
061.7154.--		2	ACCESS CS
061.7192.--		1	ACCESS CS
061.7191.17		2	ACCESS CS
052.5317.--		4	ACCESS CS

* inbouw zie 13.F.... / Encastrement voire 13.F....
* Embedding see 13.F.... / Einbau siehe 13.F....

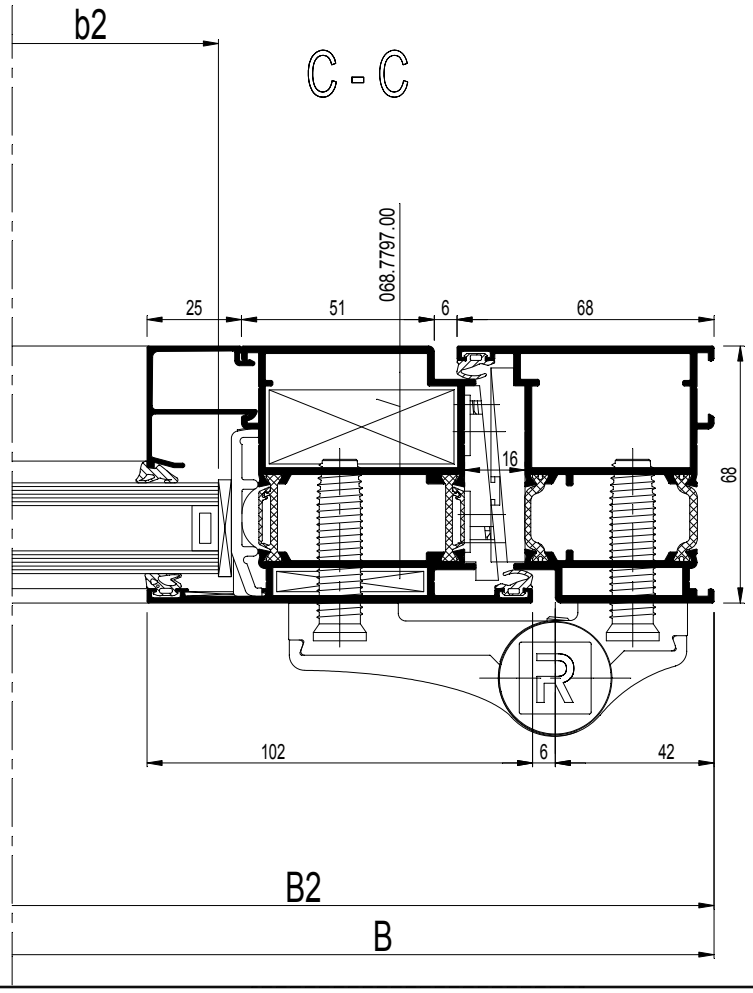

schaal - échelle
scale - Maßstab
1/2

D0075165

Werktekeningen
Coupes et débits
Work drawings
Werkzeichnungen

CS 77

Z-T DEUR BUITENDRAAIEND 'BORSTELAFSLUITING'
PORTE Z-T OUVRANT VERS L'EXTERIEUR 'JOINT-BROSSE'
Z-T DOOR OUTWARD OPENING 'BRUSH'
Z-T TUER NACH AUSSEN OEFFNEND 'BUERSTENDICHTUNG'

REYNAERS aluminium

		#	
068.7794.00		2	ACCESS CS
068.7797.00		6	ACCESS CS
069.8807.00		2	ACCESS CS
060.8723.--		8	ACCESS CS
065.6656.XX		13.F....	ACCESS CS
065.6601.--		13.F....	ACCESS CS
061.7650.ZC		1	ACCESS CS
052.5316.--		2	ACCESS CS
061.7045.--		1	ACCESS CS
061.6976.XX		1	ACCESS CS
052.5311.--		2	ACCESS CS
061.7704.--		1	ACCESS CS
052.5316.--		3	ACCESS CS
061.7715.04		1	ACCESS CS
052.5316.--		2	ACCESS CS
061.7230.XX		1	ACCESS CS
050.5161.--		4	ACCESS CS
069.6831.XX		13.F....	ACCESS CS
069.8702.01		13.F....	ACCESS CS
069.8511.XX		1	ACCESS CS.
069.8512.XX		1	ACCESS CS
069.8453.04		1	ACCESS CS
052.5311.--		4	
069.8460.04		2	ACCESS CS
052.5311.--		8	
080.9080.04		(2xB)+(6xH)	ACCESS CS
080.9090.04		3	ACCESS CS
080.9114.SY		(2xb1)+(2xb2)	ACCESS CS
		+(4xh)	
080.9124.SY		(2xb1)+(2xb2)	ACCESS CS
		+(4xh)	
081.9092.04		16 x 51.5	ACCESS CS
081.9141.04		13.F....	ACCESS CS
052.5317.--		1/300mm	ACCESS CS

Variant HI / Variante HI / Variant HI / Variante HI

080.9625.07		(2xb1)+(2xb2)	ACCESS CS
		+(4xh)	
080.9231.07		(1xB)+(2xH)	ACCESS CS

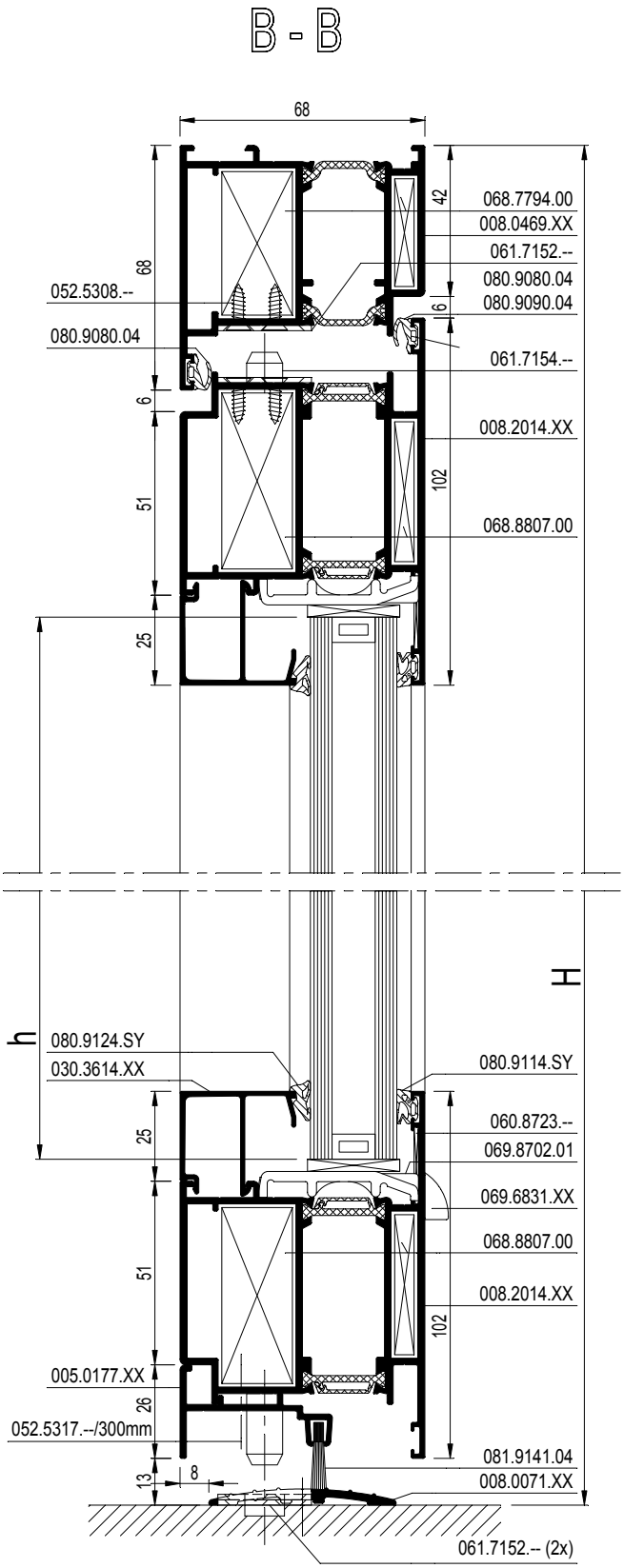

schaal - échelle
scale - Maßstab
1/2

D0075165

CS 77

DEUR BUITENDR. MET AUTOMATISCHE DEURDICHTING
PORTE FERMET. DE PORTE AUTOMAT. OUVR. VERS L'EXT.
DOOR OUTWARD OPENING WITH AUTOMATIC DOOR LATCH
TUER AUSSEN OEFFN. MIT AUTOMATISCHER TUERDICHTUNG

REYNAERS aluminium

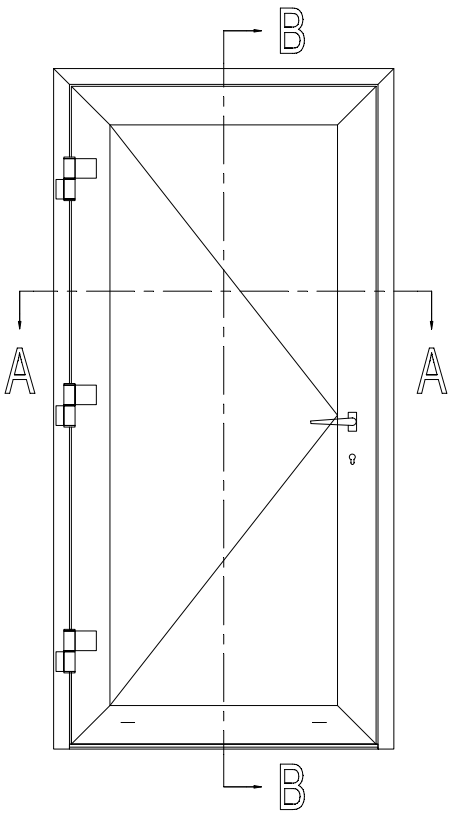

			#	L_m	
008.0469.XX			1	B	13.C....
			1	H	
			1	H	
008.2014.XX			2	B - 96	13.C....
			2	H - 61	
030.3614.XX			2	B - 250	13.C....
			2	H - 265	
108.0082.XX			1	B - 138	13.C....
008.0071.XX			1	B - 118	13.C....

b = B - 262
h = H - 227

A - A

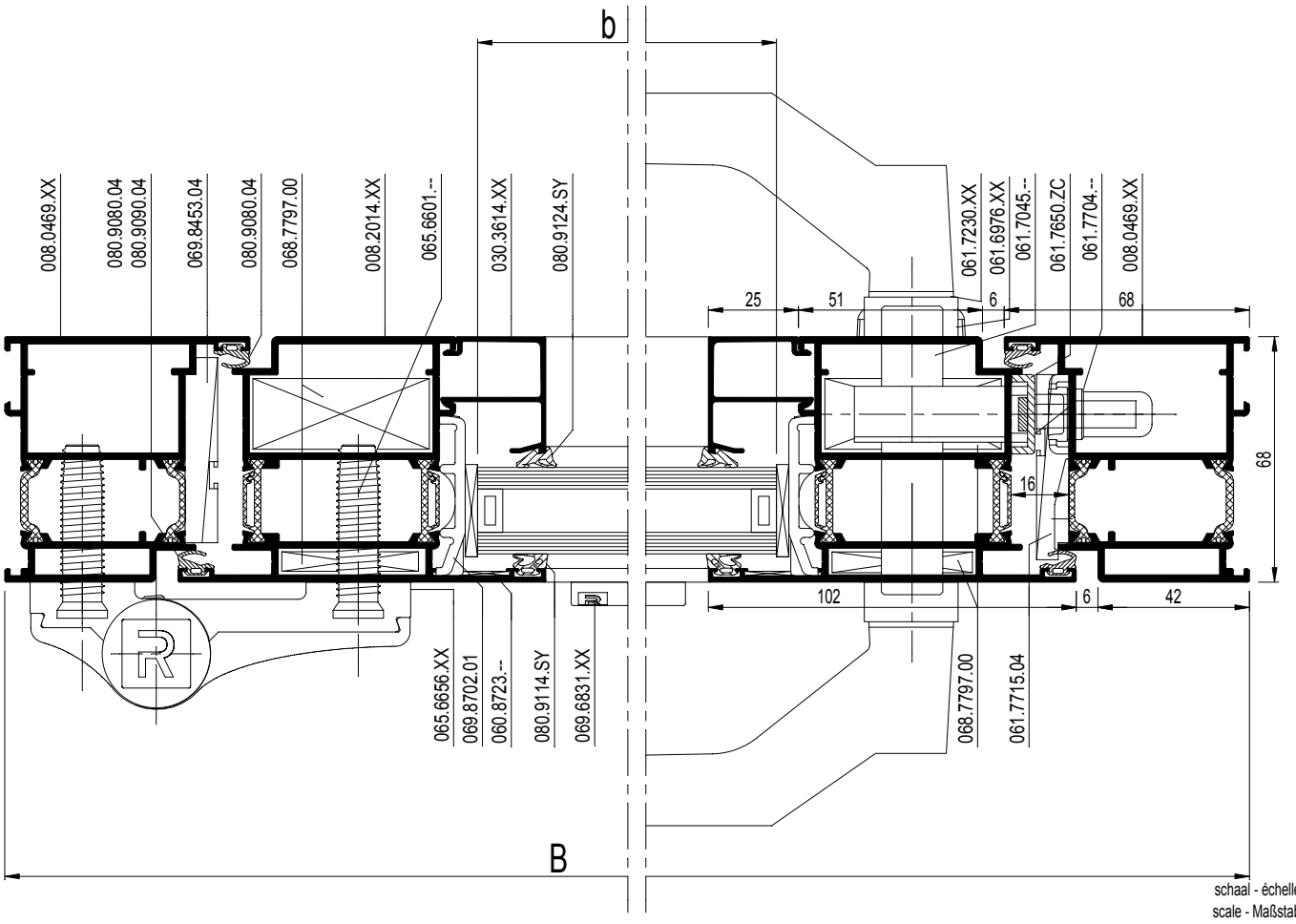

schaal - échelle
scale - Maßstab
1/2

D0078145

CS 77

DEUR BUITENDR. MET AUTOMATISCHE DEURDICHTING
PORTE FERMET. DE PORTE AUTOMAT. OUVR. VERS L'EXT.
DOOR OUTWARD OPENING WITH AUTOMATIC DOOR LATCH
TUER AUSSEN OEFFN. MIT AUTOMATISCHER TUERDICHTUNG

REYNAERS aluminium

		#	☞
068.7794.00		2	ACCESS CS
068.7797.00		4	ACCESS CS
060.8723.--		4	ACCESS CS
065.6656.XX		13.F....	ACCESS CS
065.6601.--		13.F....	ACCESS CS
061.7650.ZC	1	1	ACCESS CS
052.5316.--		2	ACCESS CS
061.7704.--		1	ACCESS CS
052.5316.--		3	ACCESS CS
061.7715.04		1	ACCESS CS
052.5316.--		2	ACCESS CS
061.7230.XX		1	ACCESS CS
050.5161.--		4	ACCESS CS
061.7045.--		1	ACCESS CS
061.6976.XX		1	ACCESS CS
052.5311.--		2	ACCESS CS
069.6831.XX		13.F....	ACCESS CS
069.8702.01		13.F....	ACCESS CS
069.8453.04		1	ACCESS CS
052.5311.--		4	
081.9040.--		13.F....	ACCESS CS
080.9080.04		(2xB)+(4xH)	ACCESS CS
080.9090.04		2	ACCESS CS
080.9114.SY		(2xb)+(2xh)	ACCESS CS
080.9124.SY		(2xb)+(2xh)	ACCESS CS
081.9092.04		8 x 51.5	ACCESS CS
052.5315.--/300mm		1/300mm	ACCESS CS

Variant HI / Variante HI / Variant HI / Variante HI

080.9625.07		(2xb)+(2xh)	ACCESS CS
080.9231.07		(1xB)+(2xH)	ACCESS CS

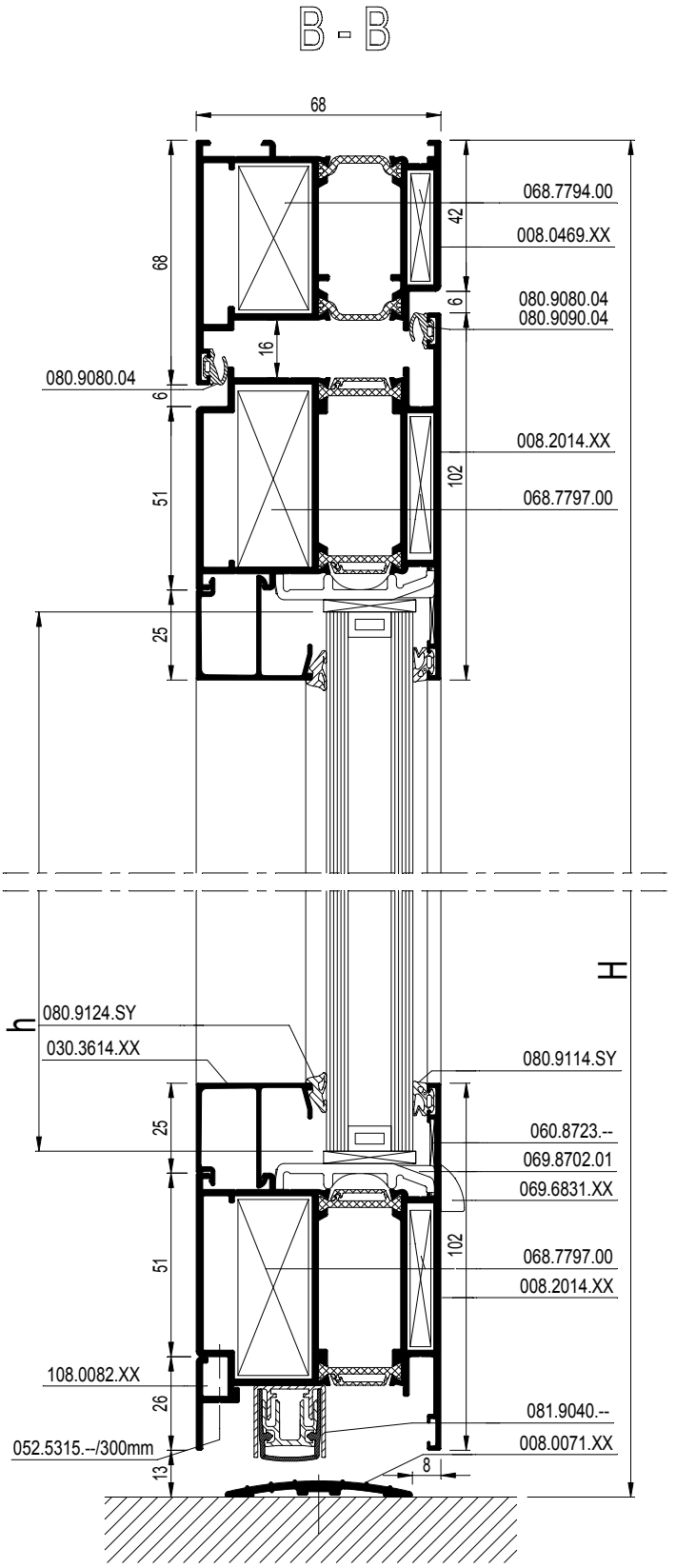

schaal - échelle
scale - Maßstab
1/2

D0078145

CS 77

SAMENG. DEUR BUITENDR. "AUTO. DEURDICHTING"
PORTE COMP. OUVR. VERS L'EXT. "FERM. DE PORTE AUTO."
COMBINED DOOR OUTWARD OPENING "DOOR LATCH"
KOMB. TUER NACH AUSS. OEFF. "AUTO. DICHTUNG"

REYNAERS aluminium

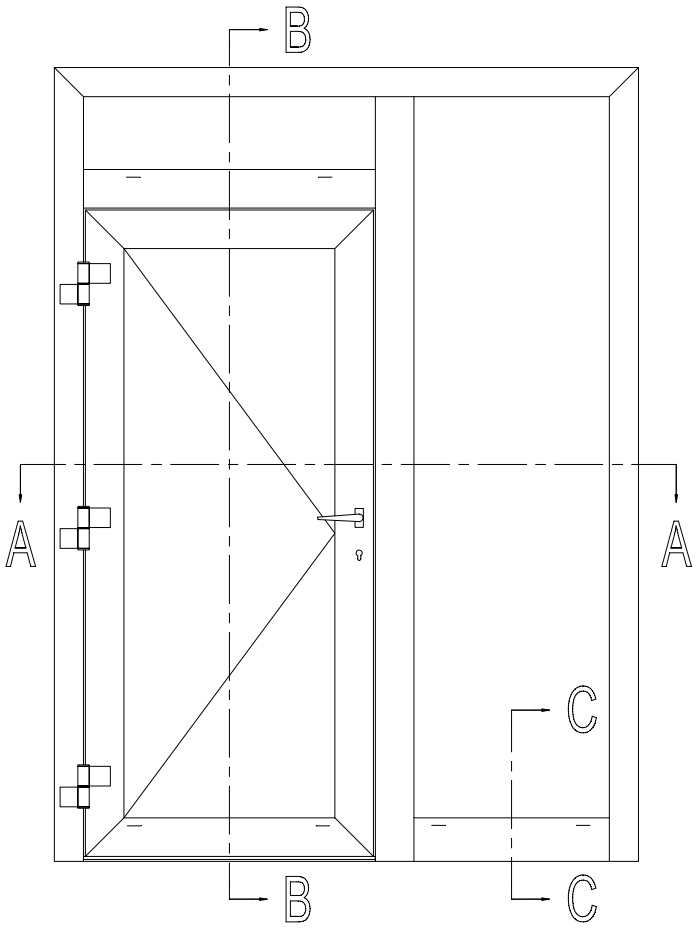

b1 = B1 - 306
h1 = H1 - 236
b2 = B2 - 90
h2 = H - 154
b3 = B1 - 90
h3 = H2 - 90

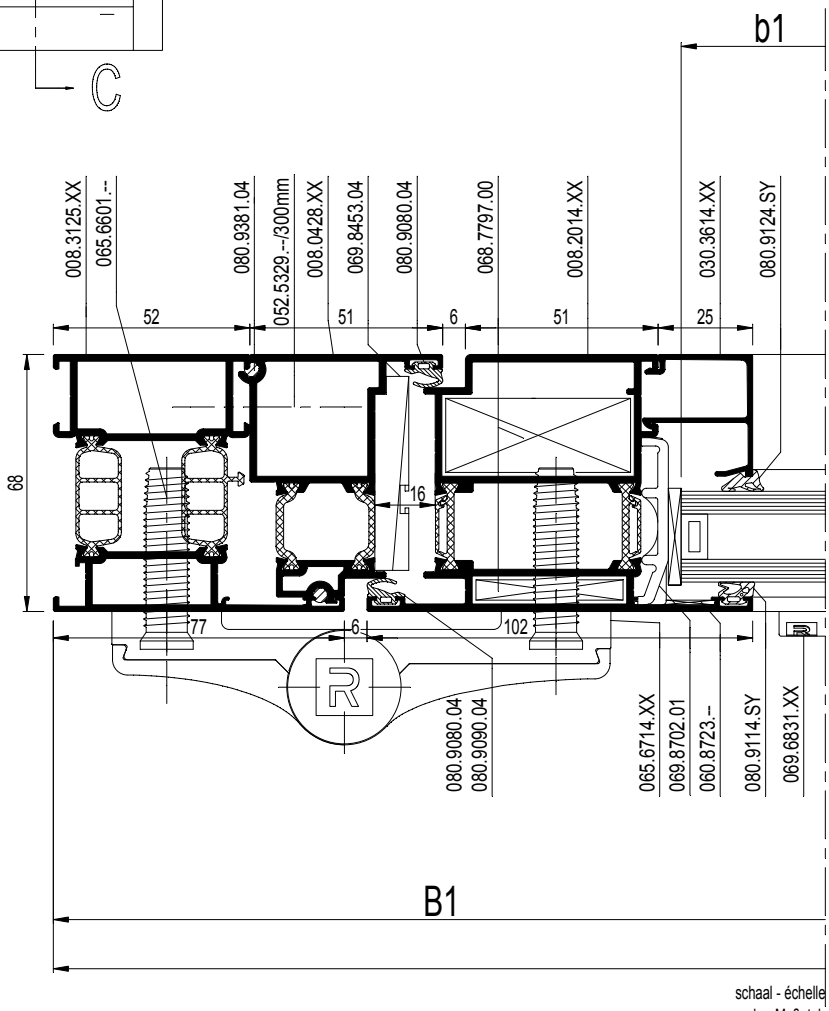

schaal - échelle
scale - Maßstab
1/2

D0078146

CS 77

SAMENG. DEUR BUITENDR. "AUTO. DEURDICHTING"
PORTE COMP. OUVR. VERS L'EXT. "FERM. DE PORTE AUTO."
COMBINED DOOR OUTWARD OPENING "DOOR LATCH"
KOMB. TUER NACH AUSS. OEFF. "AUTO. DICHTUNG"

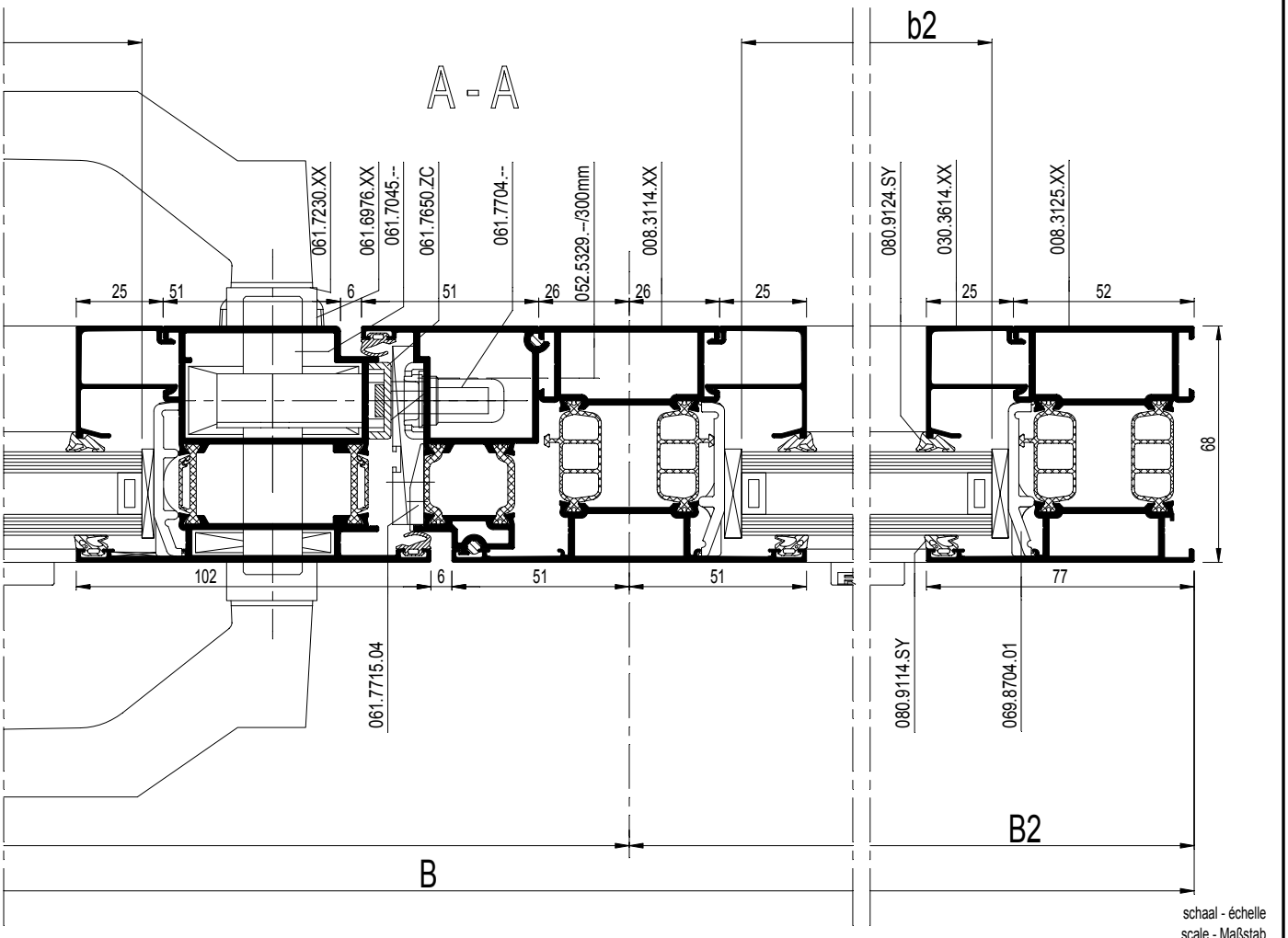

schaal - échelle
scale - Maßstab
1/2

D0078146

CS 77

SAMENG. DEUR BUITENDR. "AUTO. DEURDICHTING"
PORTE COMP. OUVR. VERS L'EXT. "FERM. DE PORTE AUTO."
COMBINED DOOR OUTWARD OPENING "DOOR LATCH"
KOMB. TUER NACH AUSS. OEFF. "AUTO. DICHTUNG"

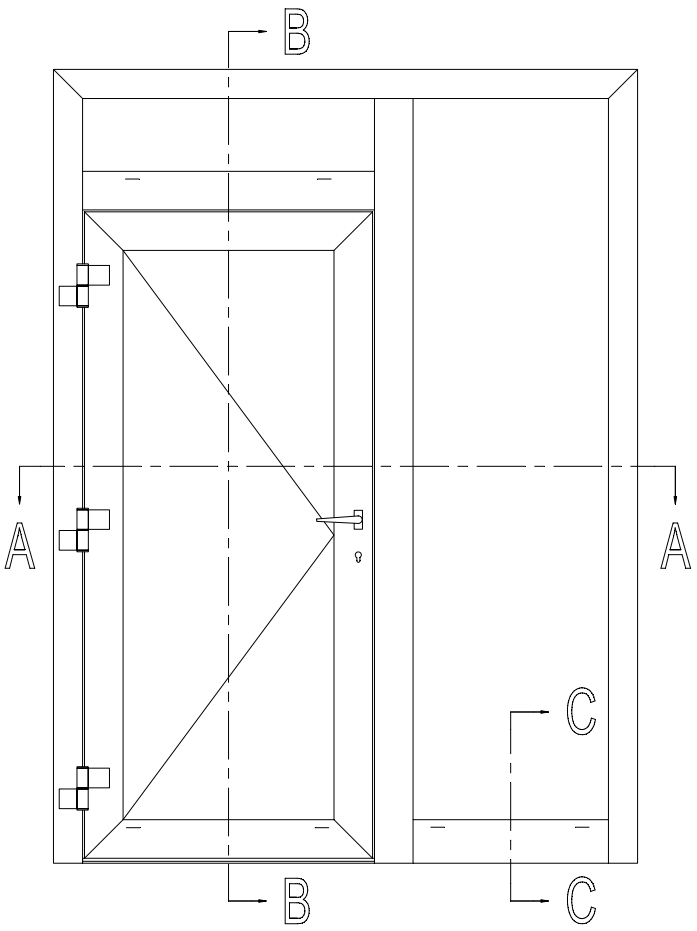

		#	
068.7854.00		2	ACCESS CS
068.7855.00		2	ACCESS CS
068.7797.00		4	ACCESS CS
060.8723.--		6	ACCESS CS
068.8732.00		3	ACCESS CS
068.8682.04		6	ACCESS CS
050.5153.--		6	ACCESS CS
068.8733.00		2	ACCESS CS
068.8682.04		4	ACCESS CS
050.5153.--		4	ACCESS CS
065.6714.XX		13.F....	ACCESS CS
065.6601.--		13.F....	ACCESS CS
061.7650.ZC		1	ACCESS CS
052.5316.--		2	ACCESS CS
061.7045.--		1	ACCESS CS
061.6976.XX		1	ACCESS CS
052.5311.--		2	ACCESS CS
061.7704.--		1	ACCESS CS
052.5316.--		3	ACCESS CS
061.7715.04		1	ACCESS CS
052.5316.--		2	ACCESS CS
061.7230.XX		1	ACCESS CS
050.5161.--		4	ACCESS CS
069.6831.XX		13.F....	ACCESS CS
069.8702.01		13.F....	ACCESS CS
069.8704.01		13.F....	ACCESS CS
069.8453.04		1	ACCESS CS
052.5311.--		4	
081.9040.--		13.F....	ACCESS CS
080.9381.04		2x (B1 - 72)	ACCESS CS
		4x (H1 - 23)	
080.9080.04		(2xB1)+(6xH1)	ACCESS CS
080.9090.04		2	ACCESS CS
080.9114.SY		(2xb1)+(2xh1)	ACCESS CS
		+(2xb2)+(2xh2)	ACCESS CS
		+(2xb3)+(2xh3)	ACCESS CS
080.9124.SY		(2xb1)+(2xh1)	ACCESS CS
		+(2xb2)+(2xh2)	ACCESS CS
		+(2xb3)+(2xh3)	ACCESS CS
081.9092.04		8 x 51.5	ACCESS CS
052.5315.--		1/300mm	ACCESS CS
052.5317.--		1/300mm	ACCESS CS
052.5329.--		1/300mm	ACCESS CS

Variant HI / Variante HI / Variant HI / Variante HI

080.9625.07		(2xb1)+(2xh1)	ACCESS CS
		+(2xb2)+(2xh2)	ACCESS CS
		+(2xb3)+(2xh3)	ACCESS CS
080.9231.07		(1xB)+(2xH)	ACCESS CS

schaal - échelle
scale - Maßstab
1/2

D0078147

CS 77

SAMENG. DEUR BUITENDR. "AUTO. DEURDICHTING"
PORTE COMP. OUVR. VERS L'EXT. "FERM. DE PORTE AUTO."
COMBINED DOOR OUTWARD OPENING "DOOR LATCH"
KOMB. TUER NACH AUSS. OEFF. "AUTO. DICHTUNG"

REYNAERS aluminium

		#	Lm	
008.3125.XX		1	B	13.C....
		1	H	
		1	H	
008.2014.XX		2	B1 - 140	13.C....
		2	H1 - 70	
008.0428.XX		1	H1 - 23	13.C....
		1	H1 - 23	
		1	B1 - 72	
008.3114.XX		1	H - 52	13.C....
		1	B1 - 78	
008.3123.XX		1	B2 - 78	13.C....
108.0082.XX		1	B1 - 182	13.C....
008.0071.XX		1	B1 - 162	13.C....
005.0535.XX		1	B2 - 78	13.C....
030.3614.XX		2	B1 - 294	13.C....
		2	H1 - 274	
		2	B1 - 78	
		2	H2 - 128	
		2	B2 - 78	
		2	H - 192	

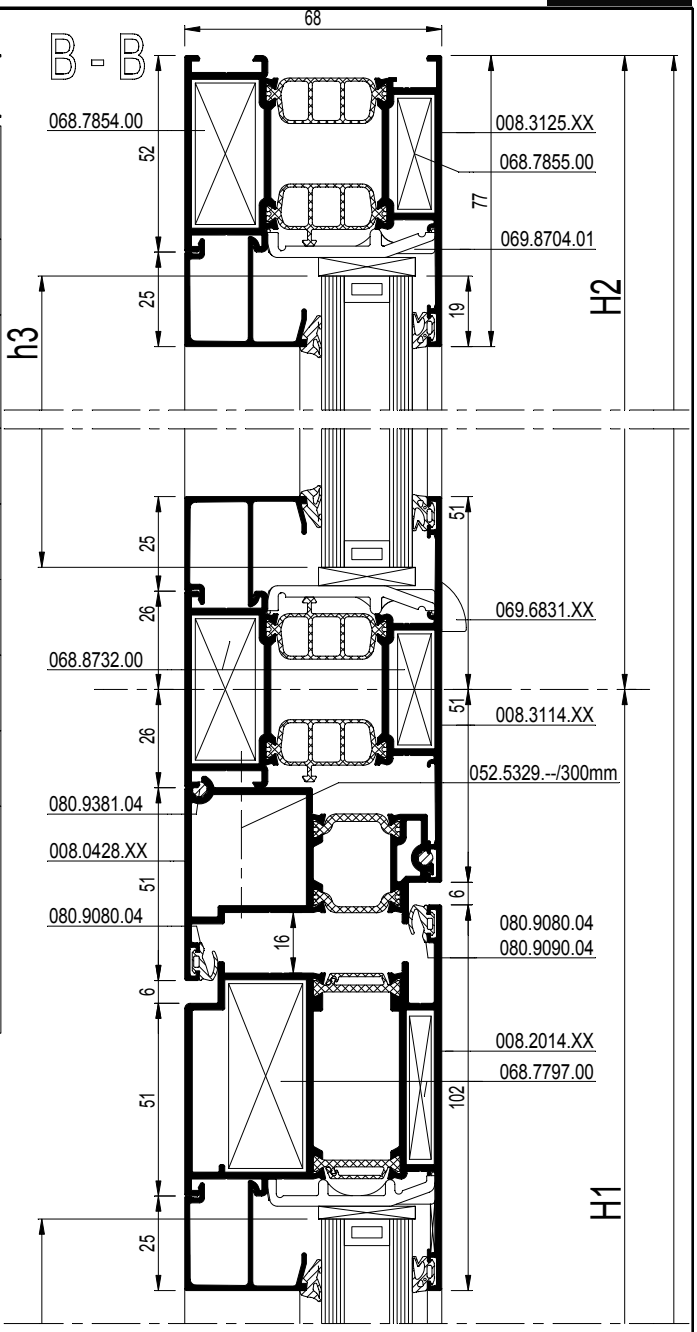

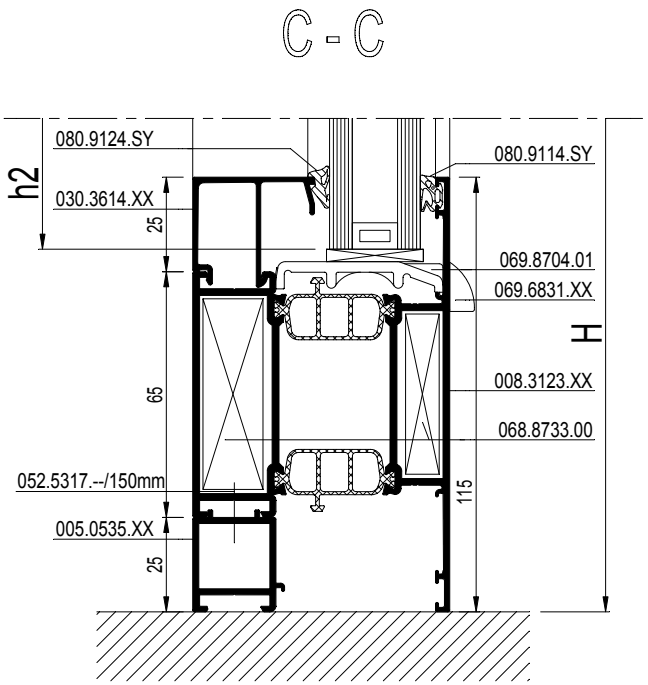

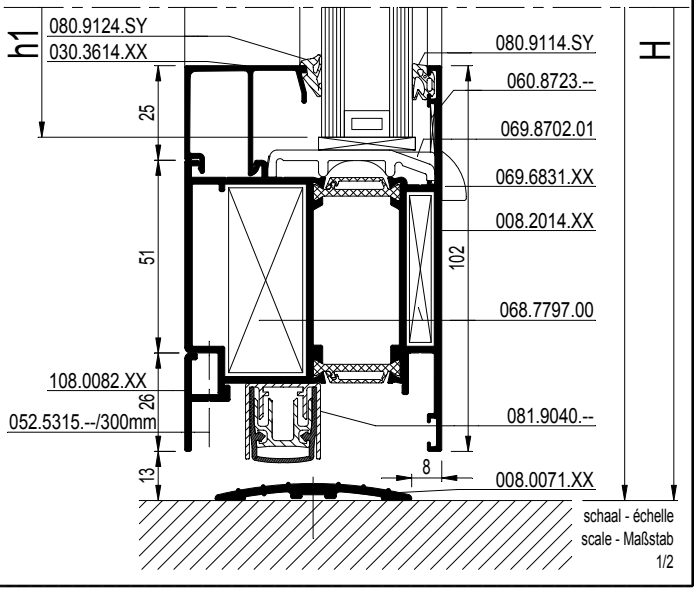

D0078147

CS 77

STOLPDEUR BUITENDR. MET AUTOMATISCHE DEURDICHT.
PORTE DOUB.OUVR.FERM.DE PORTE AUTOMAT.OUVR.VERS L'EXT.
DOUB. CASEM. DOOR OUTW. OPEN. WITH AUTOMATIC D. LATCH
STULPFL.TUER USSEN OEFFN. MIT AUTOMATISCHER TUERDICHT.

REYNAERS aluminium

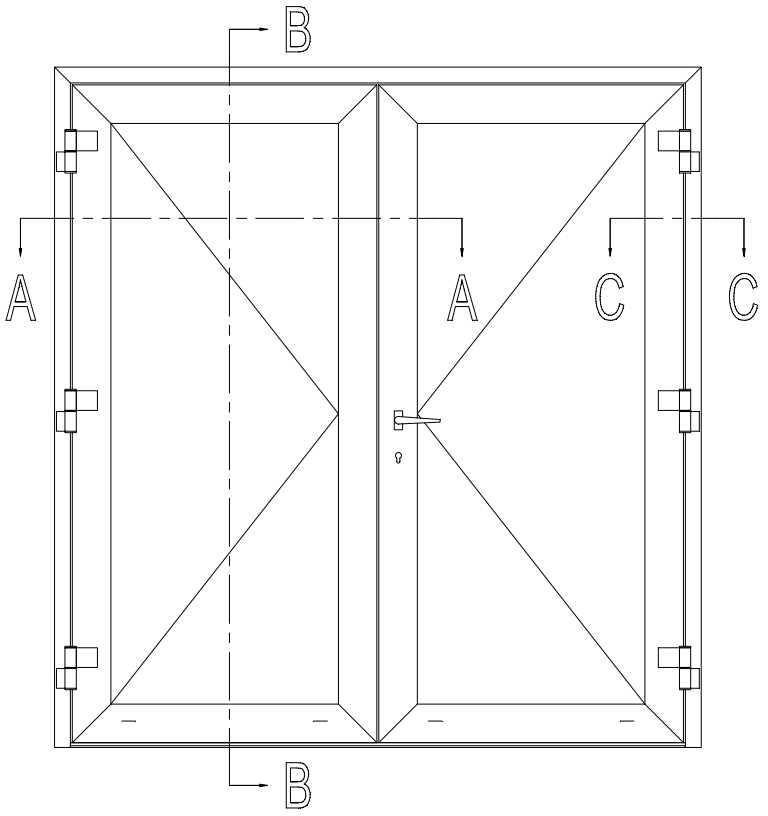

b1 = B1 - 217
b2 = B2 - 217
h = H - 227

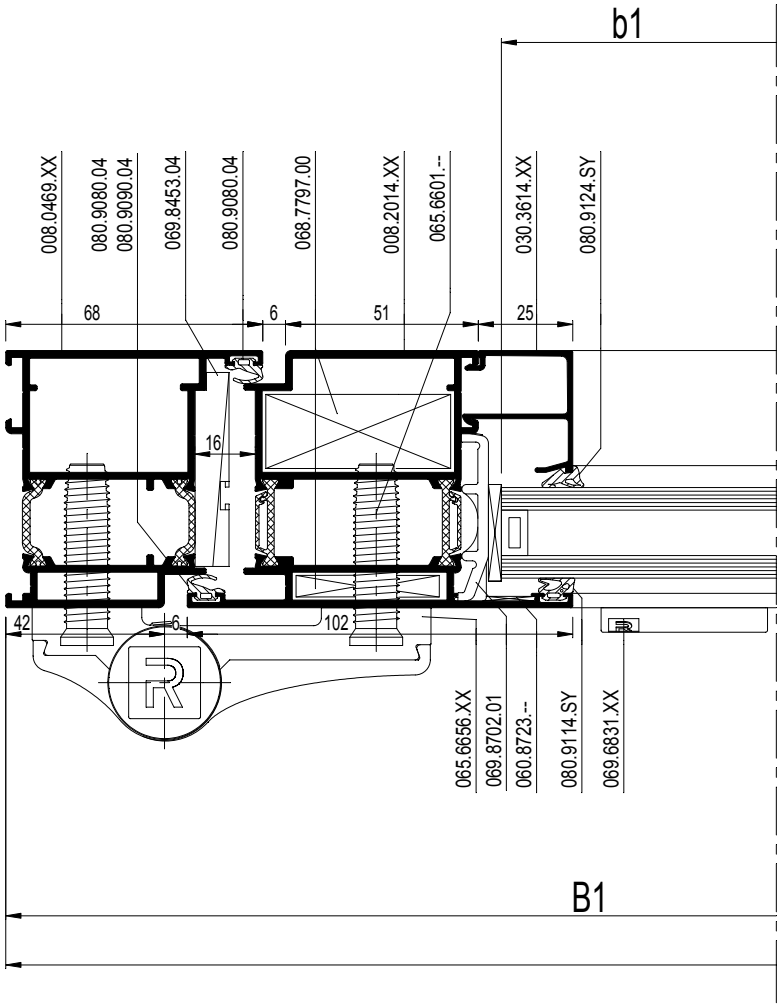

schaal - échelle
scale - Maßstab
1/2

D0078148

CS 77

STOLPDEUR BUITENDR. MET AUTOMATISCHE DEURDICHT.
PORTE DOUB.OUVR.FERM.DE PORTE AUTOMAT.OUVR.VERS L'EXT.
DOUB. CASEM. DOOR OUTW. OPEN. WITH AUTOMATIC D. LATCH
STULPFL.TUER USSEN OEFFN. MIT AUTOMATISCHER TUERDICHT.

REYNAERS aluminium

		#	Lm	
008.0469.XX		1	B	13.C....
		1	H	
		1	H	
008.2014.XX		2	B1 - 51	13.C....
		2	B2 - 51	
		4	H - 61	
008.1815.XX		1	H - 82	13.C....
108.0082.XX		1	B1 - 93	13.C....
		1	B2 - 93	
008.0071.XX		1	B - 118	13.C....
030.3614.XX		2	B1 - 205	13.C....
		2	B2 - 205	
		4	H - 265	

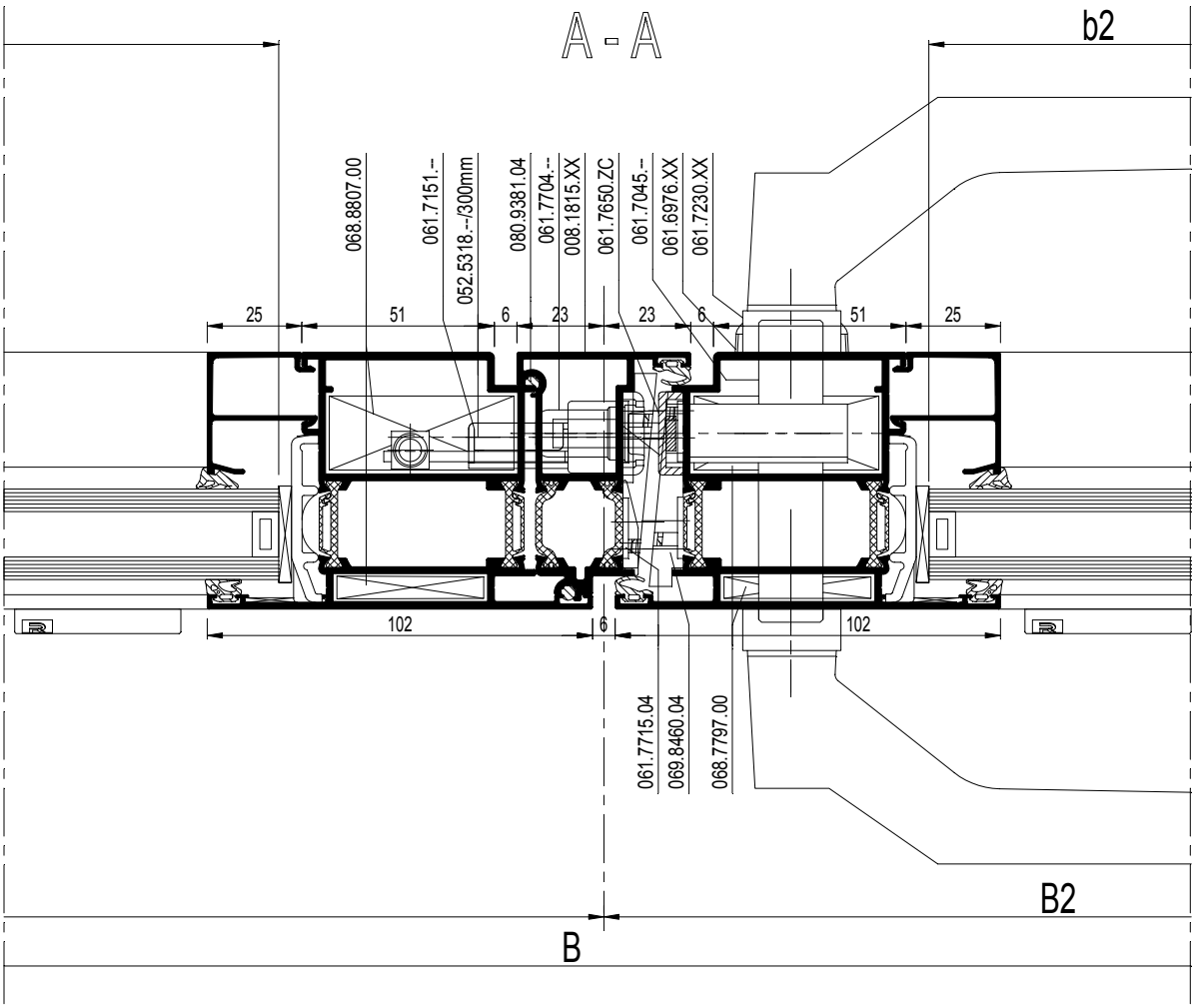

schaal - échelle
scale - Maßstab
1/2

D0078148

CS 77

STOLPDEUR BUITENDR. MET AUTOMATISCHE DEURDICHT.
PORTE DOUB.OUVR.FERM.DE PORTE AUTOMAT.OUVR.VERS L'EXT.
DOUB. CASEM. DOOR OUTW. OPEN. WITH AUTOMATIC D. LATCH
STULPFL.TUER USSEN OEFFN. MIT AUTOMATISCHER TUERDICHT.

REYNAERS aluminium

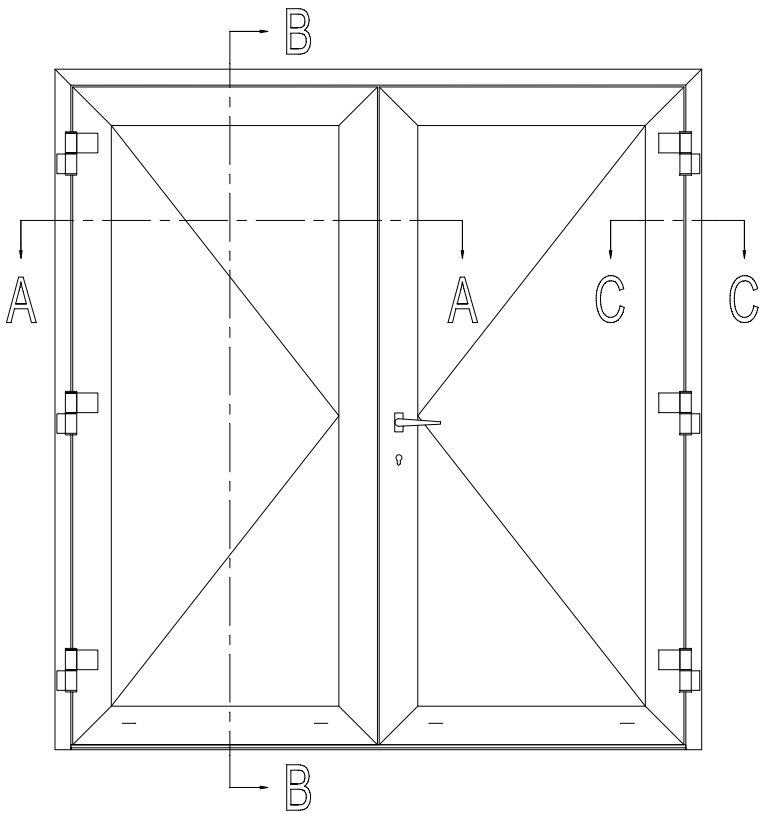

Espagnoletslot - Fermeture Espagnolette (*)
Espagnolette lock - Falztreibriegel

		#	☞
061.7151.--		1	ACCESS CS
052.5331.--		2	ACCESS CS
061.7155.--		1	ACCESS CS
061.7154.--		2	ACCESS CS
061.7156.--		1	ACCESS CS
061.7152.--		4	ACCESS CS
052.5308.--		6	ACCESS CS

of - ou - or - oder

Stangenslot - Serrure a Tige (*)
Bar Lock - Tuertreibriegel

		#	☞
061.7199.--		1	ACCESS CS
of - ou - or - oder			
061.7198.--		1	ACCESS CS
050.5011.--		2	ACCESS CS
061.7183.--		2	ACCESS CS
061.7154.--		2	ACCESS CS
061.7192.--		1	ACCESS CS
061.7191.17		2	ACCESS CS
052.5317.--		4	ACCESS CS

* inbouw zie 13.F.... / Encastrement voire 13.F....
* Embedding see 13.F.... / Einbau siehe 13.F....

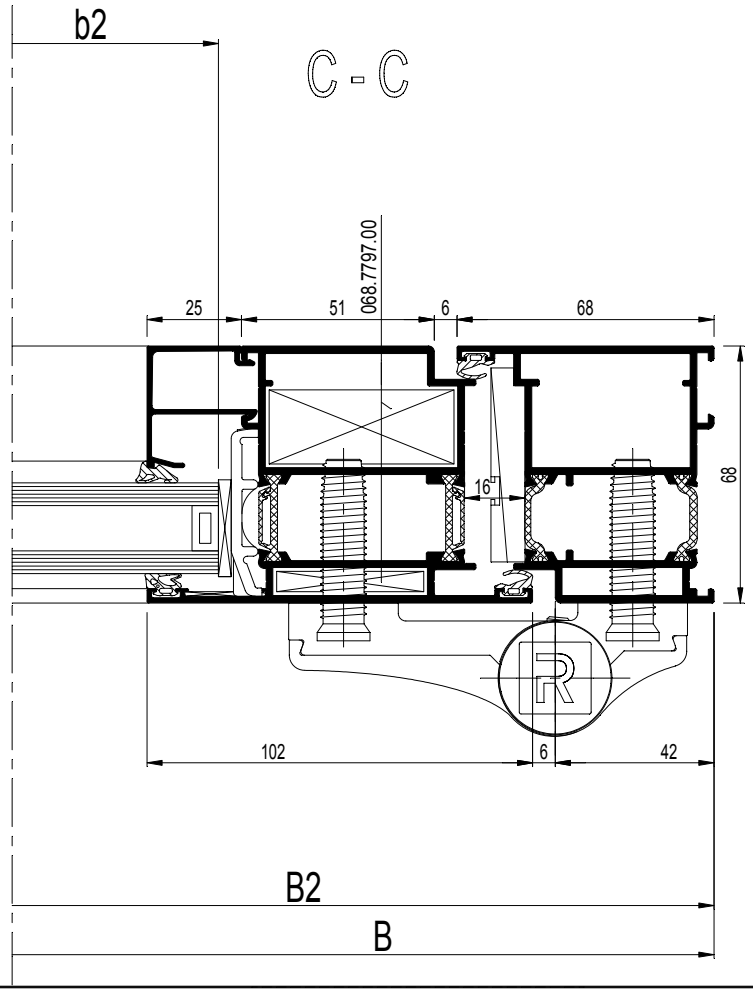

schaal - échelle
scale - Maßstab
1/2

D0078149

CS 77

STOLPDEUR BUITENDR. MET AUTOMATISCHE DEURDICHT.
PORTE DOUB.OUVR.FERM.DE PORTE AUTOMAT.OUVR.VERS L'EXT.
DOUB. CASEM. DOOR OUTW. OPEN. WITH AUTOMATIC D. LATCH
STULPFL.TUER USSEN OEFFN. MIT AUTOMATISCHER TUERDICHT.

REYNAERS aluminium

		#	☞
068.7794.00		2	ACCESS CS
068.7797.00		6	ACCESS CS
069.8807.00		2	ACCESS CS
060.8723.--		8	ACCESS CS
065.6656.XX		13.F....	ACCESS CS
065.6601.--		13.F....	ACCESS CS
061.7650.ZC		1	ACCESS CS
052.5316.--		2	ACCESS CS
061.7045.--		1	ACCESS CS
061.6976.XX		1	ACCESS CS
052.5311.--		2	ACCESS CS
061.7704.--		1	ACCESS CS
052.5316.--		3	ACCESS CS
061.7715.04		1	ACCESS CS
052.5316.--		2	ACCESS CS
061.7230.XX		1	ACCESS CS
050.5161.--		4	ACCESS CS
069.6831.XX		13.F....	ACCESS CS
069.8702.01		13.F....	ACCESS CS
069.8650.04		1	ACCESS CS
052.5311.--		2	
069.8453.04		1	ACCESS CS
052.5311.--		4	
081.9040.--		13.F....	ACCESS CS
080.9381.04		2x (H - 117)	ACCESS CS
080.9080.04		(2xB)+(6xH)	ACCESS CS
080.9090.04		3	ACCESS CS
080.9114.SY		(2xb1)+(2xb2)	ACCESS CS
		+(4xh)	
080.9124.SY		(2xb1)+(2xb2)	ACCESS CS
		+(4xh)	
081.9092.04		8 x 51.5	ACCESS CS
052.5315.--		1/300mm	ACCESS CS
052.5318.--		1/300mm	ACCESS CS

Variant HI / Variante HI / Variant HI / Variante HI

080.9625.07		(2xb1)+(2xb2)	ACCESS CS
		+(4xh)	
080.9231.07		(1xB)+(2xH)	ACCESS CS

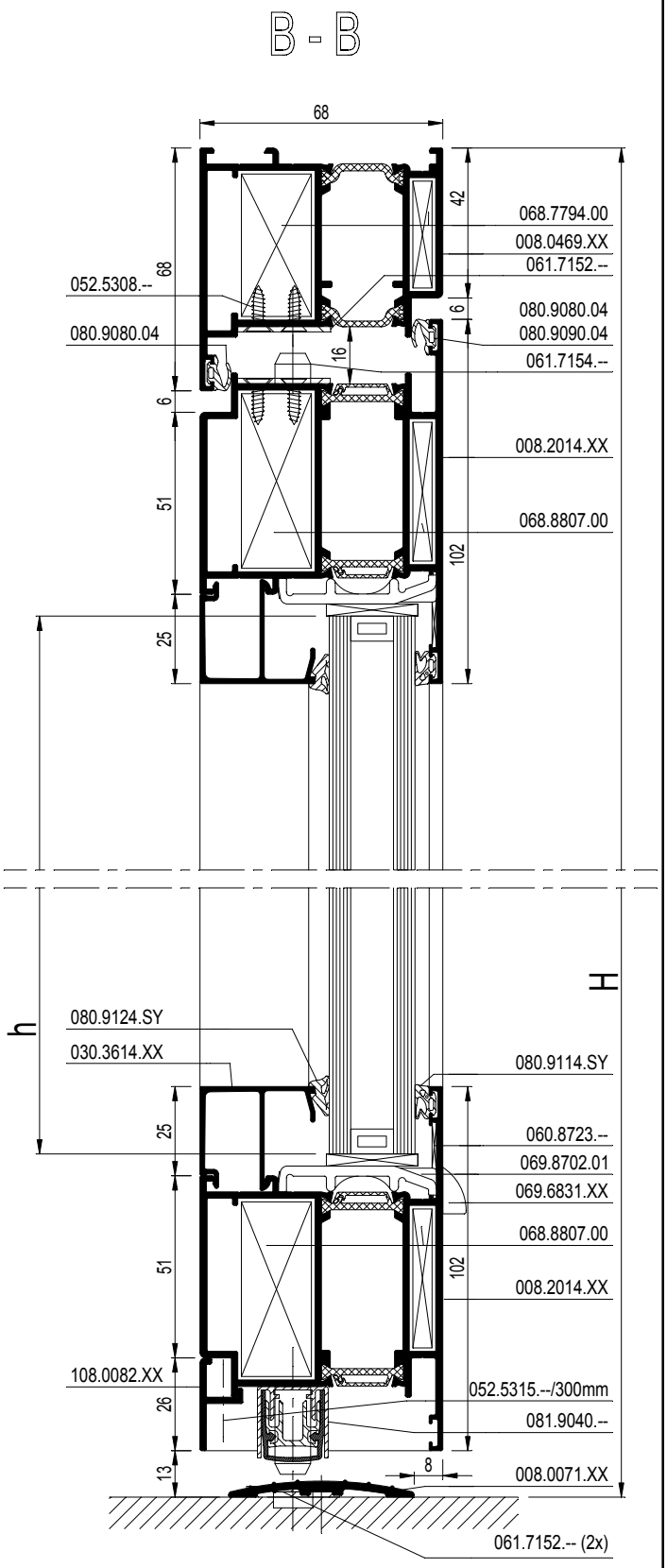

schaal - échelle
scale - Maßstab
1/2

D0078149

CS 77

Z-T DEUR BUITENDR. MET AUTOMATISCHE DEURDICHTING
PORTE Z-T FERMET. DE PORTE AUTOMAT. OUVR. VERS L'EXT.
Z-T DOOR OUTW. OPEN. WITH AUTOMATIC DOOR LATCH
Z-T TUER AUSSEN OEFFN. MIT AUTOMATISCHER TUERDICHT.

REYNAERS aluminium

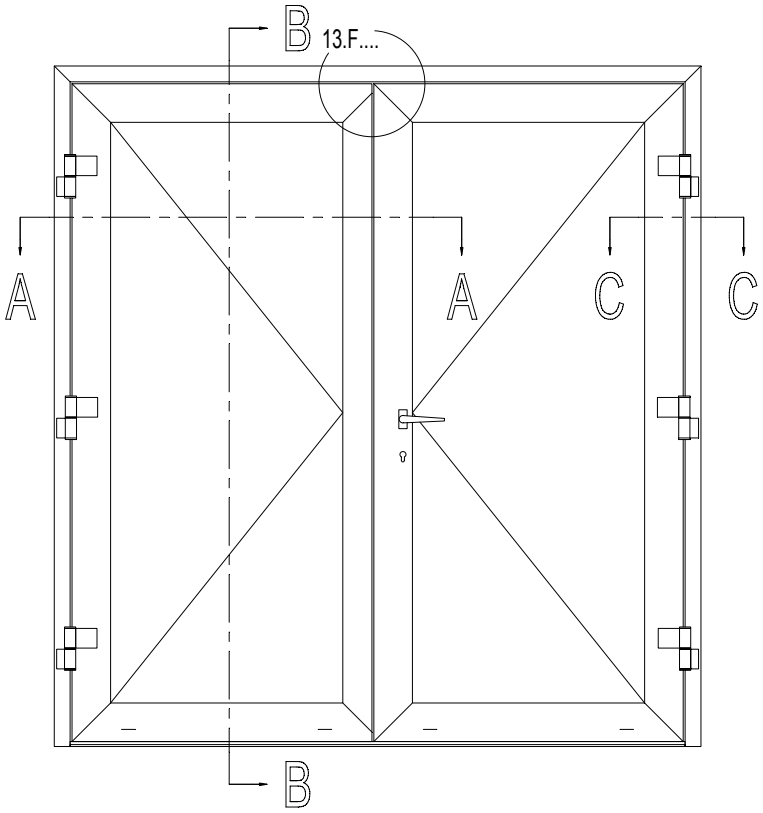

b1 = B1 - 204
b2 = B2 - 204
h = H - 227

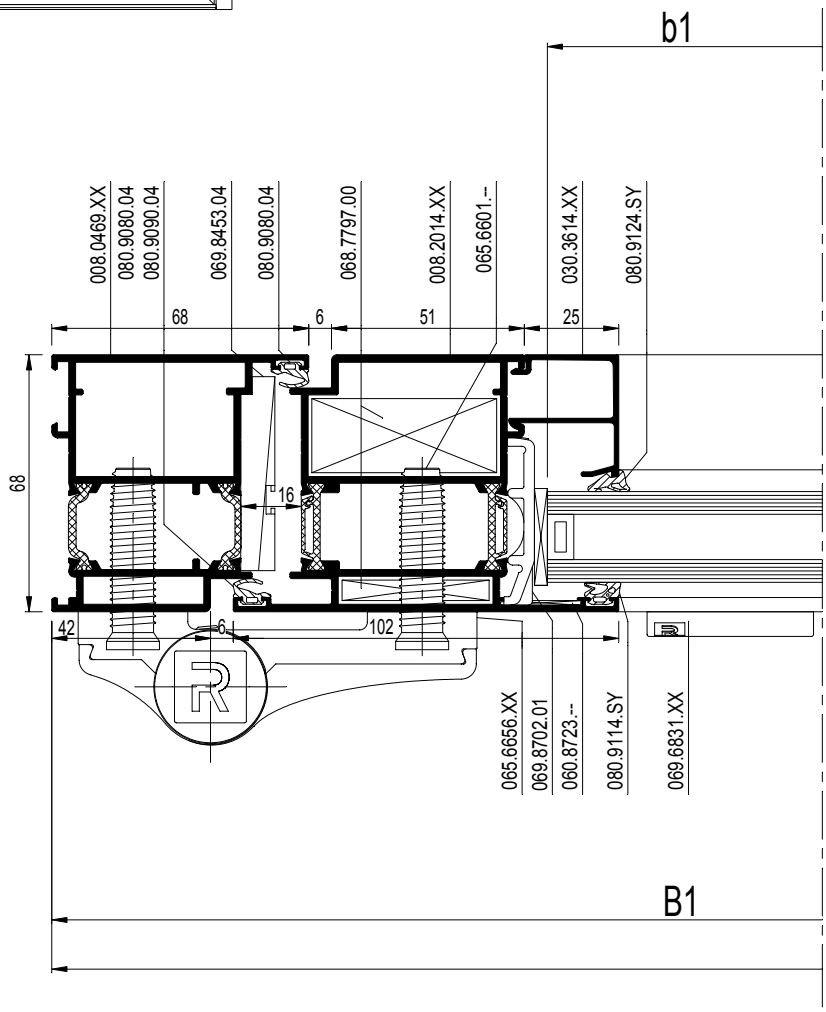

schaal - échelle
scale - Maßstab
1/2

D0078150

Werktekeningen
Coupes et débits
Work drawings
Werkzeichnungen

13.E.160
03/2010

CS 77

Z-T DEUR BUITENDR. MET AUTOMATISCHE DEURDICHTING
PORTE Z-T FERMET. DE PORTE AUTOMAT. OUVR. VERS L'EXT.
Z-T DOOR OUTW. OPEN. WITH AUTOMATIC DOOR LATCH
Z-T TUER AUSSEN OEFFN. MIT AUTOMATISCHER TUERDICHT.

REYNAERS aluminium

			#	Lm	
008.0469.XX			1	B	13.C....
			1	H	
			1	H	
008.2014.XX			2	B1 - 38	13.C....
			2	B2 - 38	
			2	H - 61	
			1	H - 61	
008.2026.XX			1	H - 61	13.C....
108.0082.XX			1	B1 - 59	13.C....
			1	B1 - 80	
008.0071.XX			1	B - 118	13.C....
030.3614.XX			2	B1 - 192	13.C....
			2	B2 - 192	
			4	H - 265	

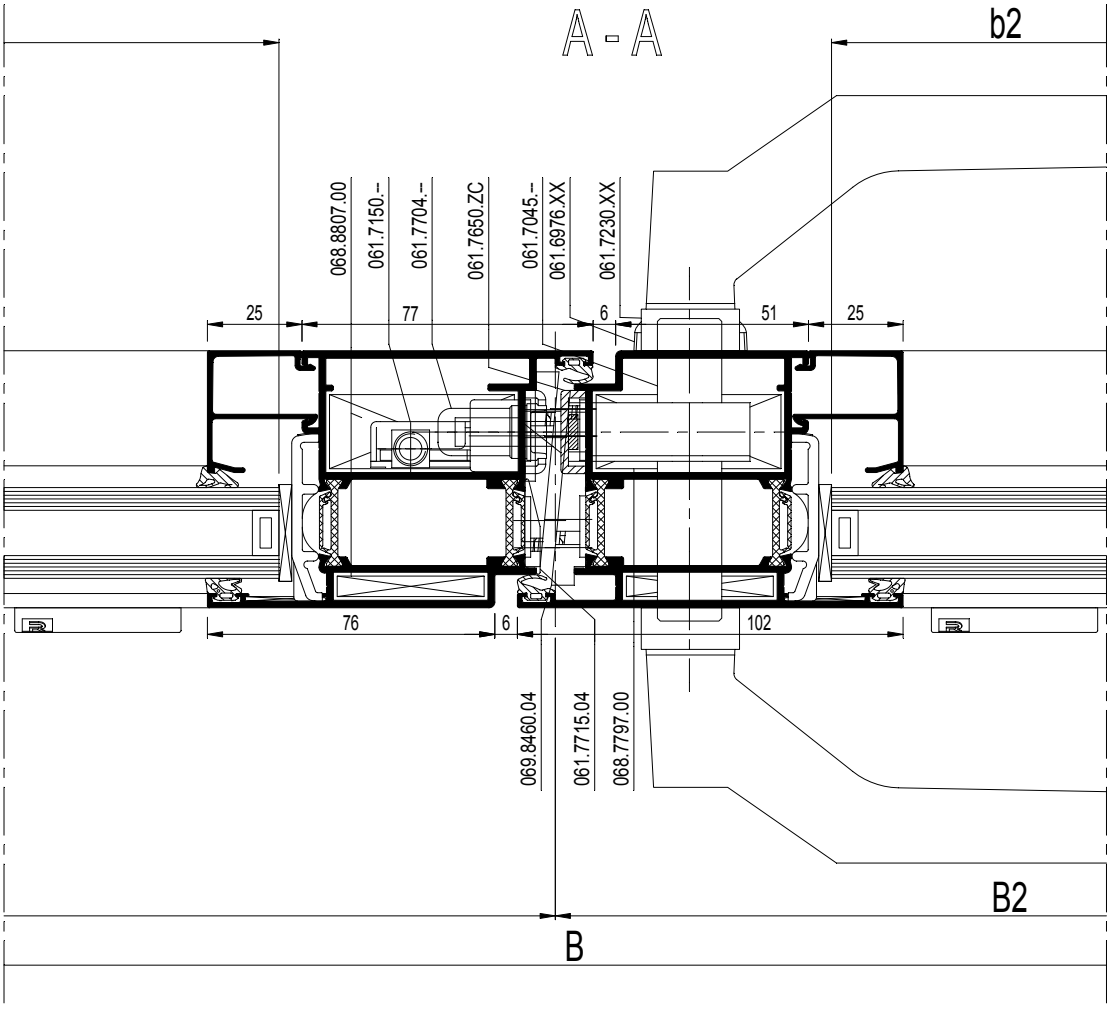

schaal - échelle
scale - Maßstab
1/2

D0078150

CS 77

Z-T DEUR BUITENDR. MET AUTOMATISCHE DEURDICHTING
PORTE Z-T FERMET. DE PORTE AUTOMAT. OUVR. VERS L'EXT.
Z-T DOOR OUTW. OPEN. WITH AUTOMATIC DOOR LATCH
Z-T TUER AUSSEN OEFFN. MIT AUTOMATISCHER TUERDICHT.

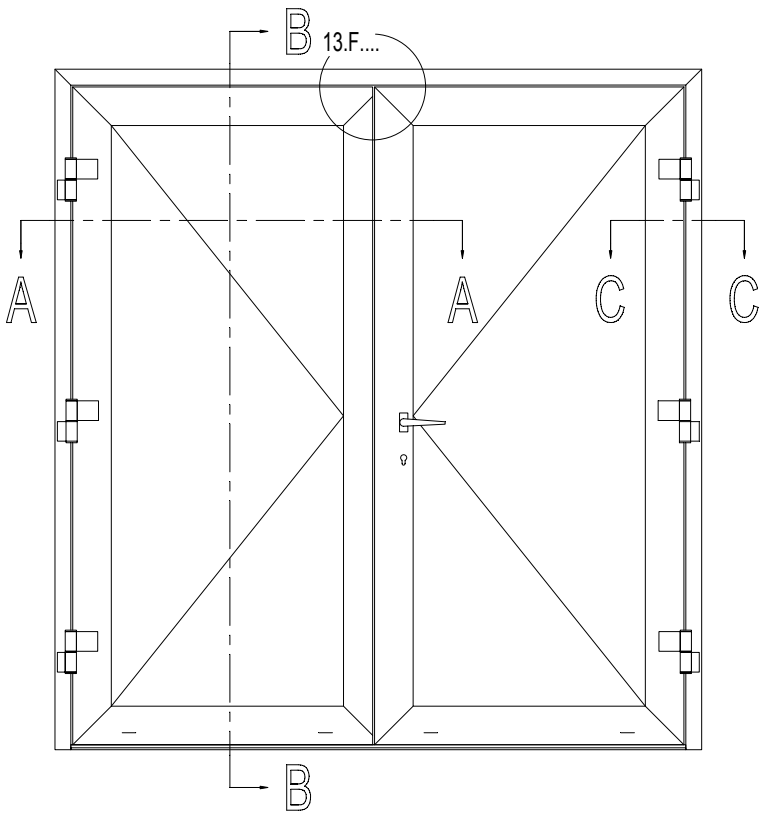

Espagnoletslot - Fermeture Espagnolette (*)
Espagnolette lock - Falztreibriegel

		#	☞
061.7150.--		1	ACCESS CS
052.5331.--		2	ACCESS CS
061.7155.--		1	ACCESS CS
061.7154.--		2	ACCESS CS
061.7156.--		1	ACCESS CS
061.7152.--		4	ACCESS CS
052.5308.--		6	ACCESS CS

of - ou - or - oder

Stangenslot - Serrure a Tige (*)
Bar Lock - Tuertreibriegel

		#	☞
061.7199.--		1	ACCESS CS
of - ou - or - oder			
061.7198.--		1	ACCESS CS
050.5011.--		2	ACCESS CS
061.7183.--		2	ACCESS CS
061.7154.--		2	ACCESS CS
061.7192.--		1	ACCESS CS
061.7191.17		2	ACCESS CS
052.5317.--		4	ACCESS CS

* inbouw zie 13.F.... / Encastrement voire 13.F....
* Embedding see 13.F.... / Einbau siehe 13.F....

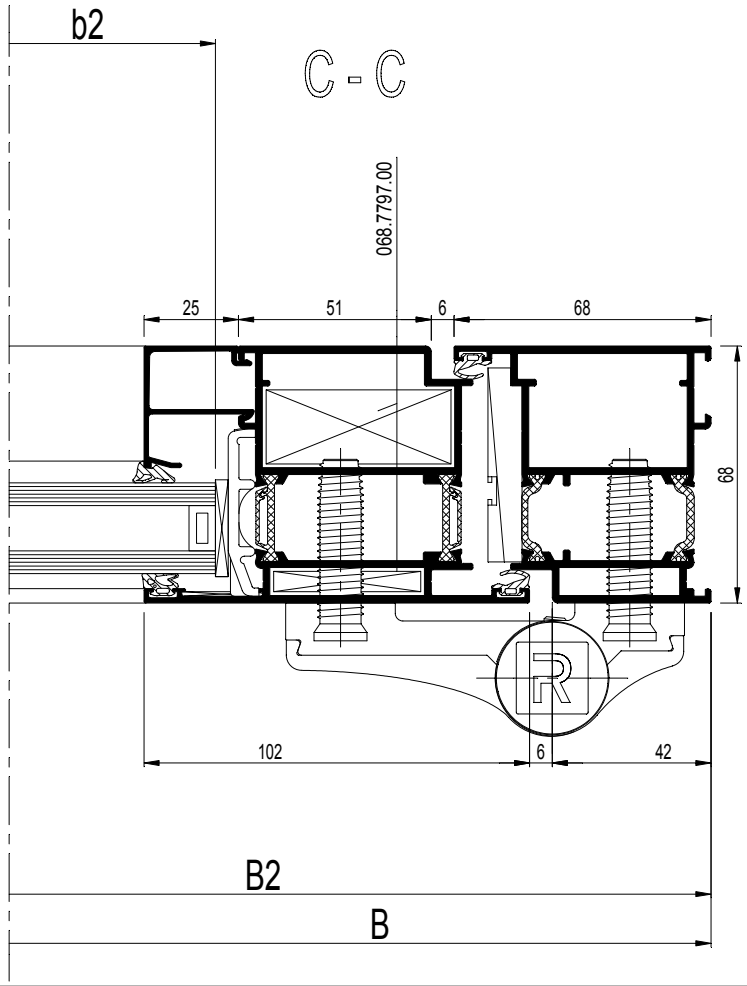

schaal - échelle
scale - Maßstab
1/2

D0078151

CS 77

Z-T DEUR BUITENDR. MET AUTOMATISCHE DEURDICHTING
PORTE Z-T FERMET. DE PORTE AUTOMAT. OUVR. VERS L'EXT.
Z-T DOOR OUTW. OPEN. WITH AUTOMATIC DOOR LATCH
Z-T TUER AUSSEN OEFFN. MIT AUTOMATISCHER TUERDICHT.

REYNAERS aluminium

		#	
068.7794.00		2	ACCESS CS
068.7797.00		6	ACCESS CS
069.8807.00		2	ACCESS CS
060.8723.--		8	ACCESS CS
065.6656.XX		13.F....	ACCESS CS
065.6601.--		13.F....	ACCESS CS
061.7650.ZC		1	ACCESS CS
052.5316.--		2	ACCESS CS
061.7045.--		1	ACCESS CS
061.6976.XX		1	ACCESS CS
052.5311.--		2	ACCESS CS
061.7704.--		1	ACCESS CS
052.5316.--		3	ACCESS CS
061.7715.04		1	ACCESS CS
052.5316.--		2	ACCESS CS
061.7230.XX		1	ACCESS CS
050.5161.--		4	ACCESS CS
069.6831.XX		13.F....	ACCESS CS
069.8702.01		13.F....	ACCESS CS
069.8511.XX		1	ACCESS CS.
069.8512.XX		1	ACCESS CS
069.8453.04		1	ACCESS CS
052.5316.--		4	
081.9040.--		13.F....	ACCESS CS
080.9080.04		(2xB)+(6xH)	ACCESS CS
080.9090.04		3	ACCESS CS
080.9114.SY		(2xb1)+(2xb2)	ACCESS CS
		+(4xh)	
080.9124.SY		(2xb1)+(2xb2)	ACCESS CS
		+(4xh)	
081.9092.04		8 x 51.5	ACCESS CS
052.5317.--		1/300mm	ACCESS CS

Variant HI / Variante HI / Variant HI / Variante HI

080.9625.07		(2xb1)+(2xb2)	ACCESS CS
		+(4xh)	
080.9231.07		(1xB)+(2xH)	ACCESS CS

B - B

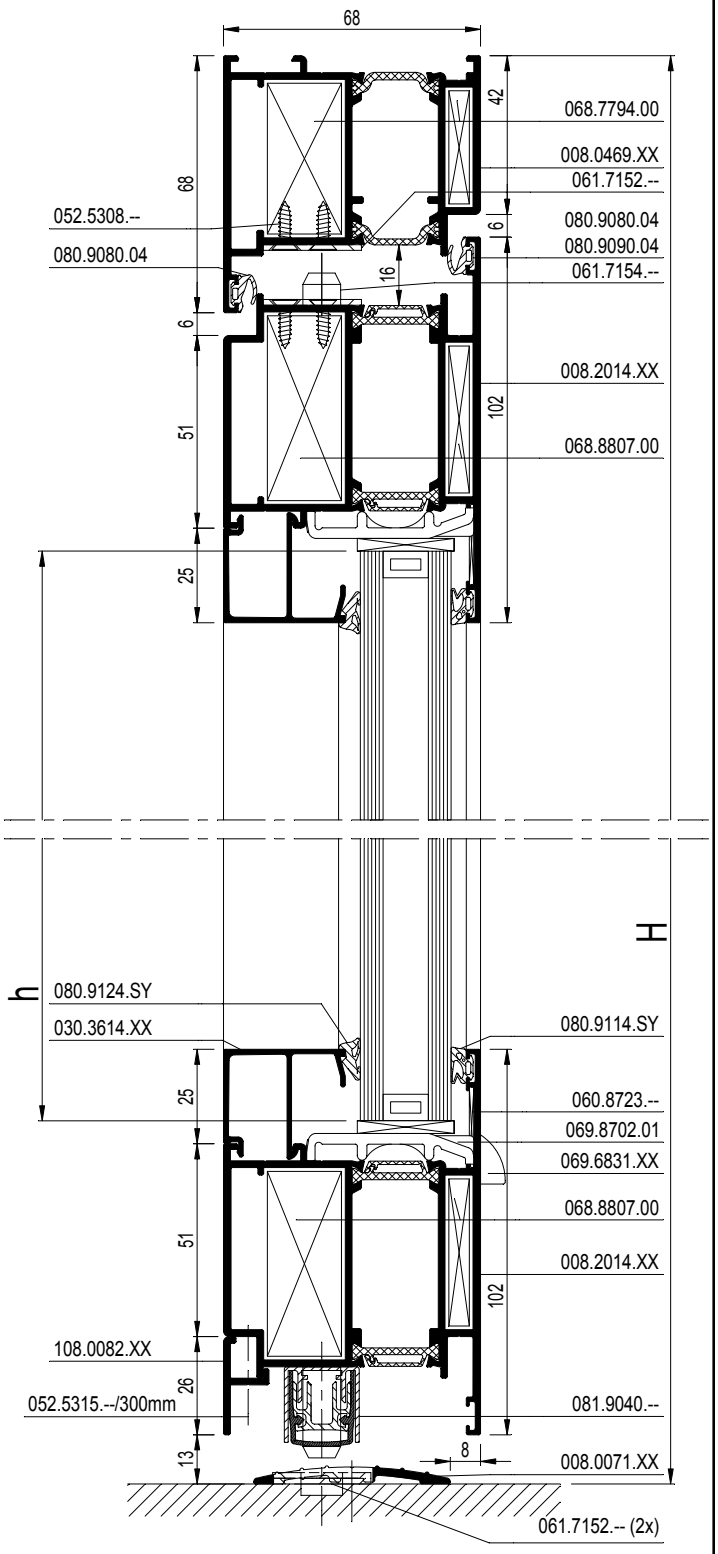

schaal - échelle
scale - Maßstab
1/2

D0078151

CS 77

DEUR BINNENDRAAIEND MET SOKKELPROFIEL
PORTE OUVRANT VERS L'INT. AVEC PLINTHE BAS DE PORTE
DOOR INWARD OPENING WITH BOTTOM DOOR RAIL
TUER NACH INNEN OEFFN. MIT SOCKELPROFIL

REYNAERS aluminium

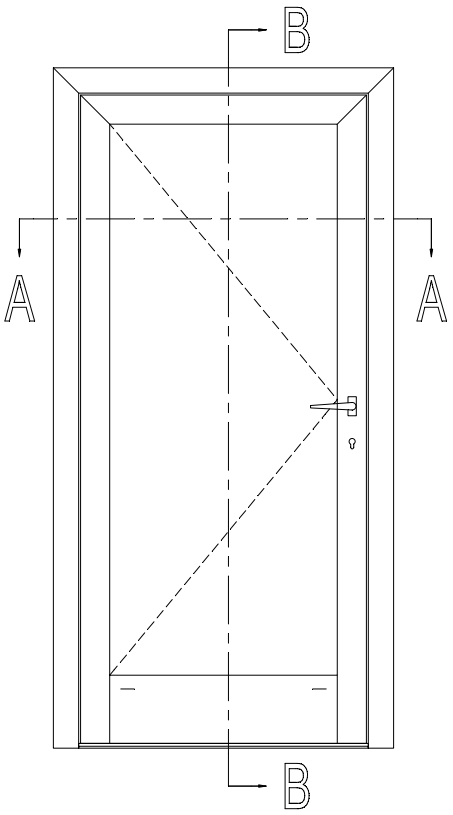

		#	Lm	
008.1898.XX		1	B	13.C....
		1	H	
		1	H	
008.2026.XX		1	B - 96	13.C....
		1	H - 61	
		1	H - 61	
008.0011.XX		1	B - 250	13.C....
008.0083.00 ⚠		1	B - 132	13.C....
008.0009.04		1	B - 250	13.C....
030.3614.XX		2	B - 250	13.C....
		2	H - 305	
008.0071.XX		1	B - 118	13.C....

⚠ USE ONLY IN CASE OF DOOR WITH BRUSH

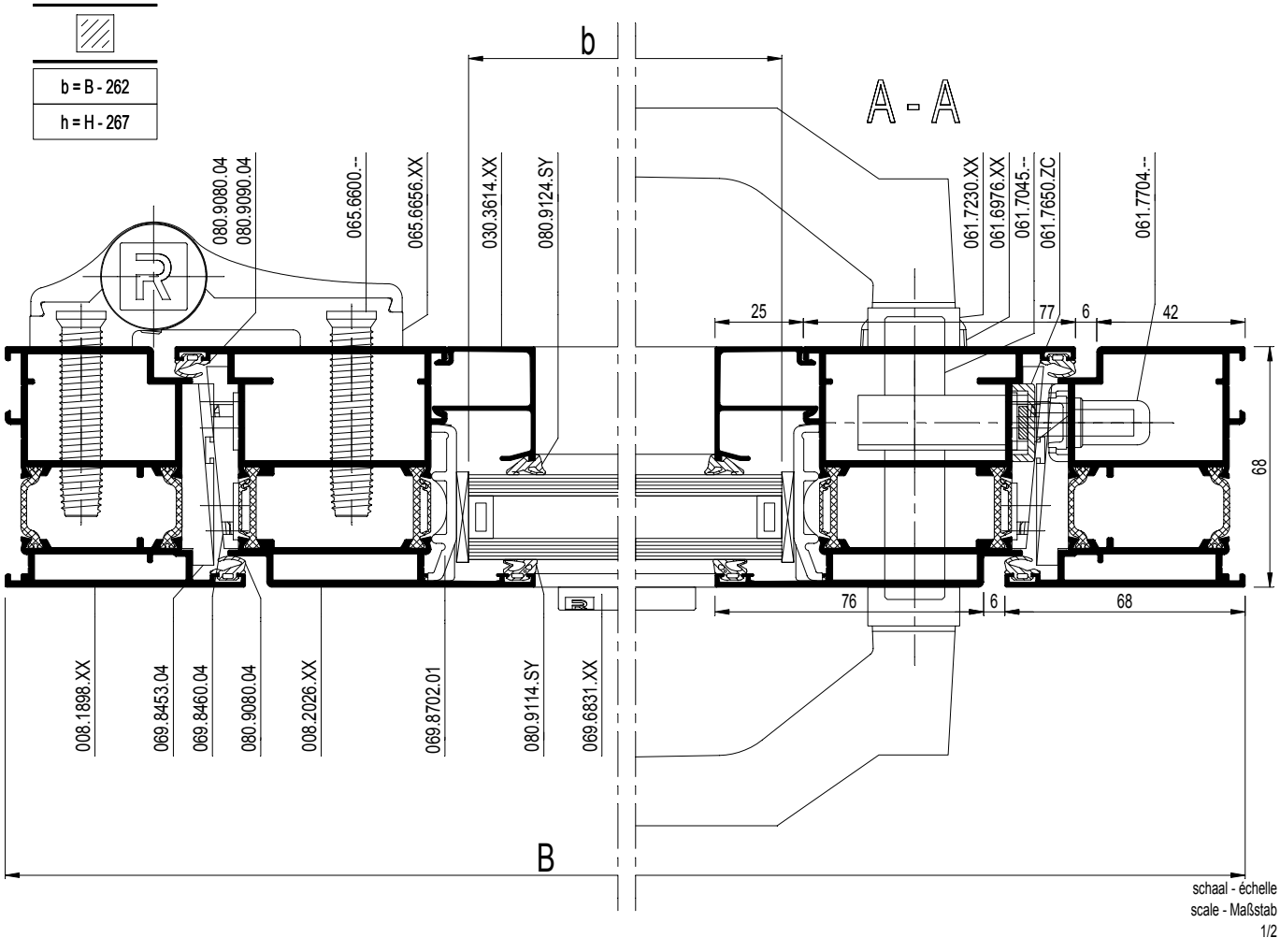

CS 77

DEUR BINNENDRAAIEND MET SOKKELPROFIEL
PORTE OUVRANT VERS L'INT. AVEC PLINTHE BAS DE PORTE
DOOR INWARD OPENING WITH BOTTOM DOOR RAIL
TUER NACH INNEN OEFFN. MIT SOCKELPROFIL

REYNAERS aluminium

		#	☞
068.7794.00		2	ACCESS CS
068.7797.00		2	ACCESS CS
060.8723.--		2	ACCESS CS
068.8734.00		2	ACCESS CS
068.8688.04		4	ACCESS CS
050.5153.--		4	ACCESS CS
065.6656.XX		13.F....	ACCESS CS
065.6600.--		13.F....	ACCESS CS
061.7650.ZC		1	ACCESS CS
052.5316.--		2	ACCESS CS
061.7045.--		1	ACCESS CS
061.6976.XX		1	ACCESS CS
052.5311.--		2	ACCESS CS
061.7704.--		1	ACCESS CS
052.5316.--		3	ACCESS CS
061.7230.XX		1	ACCESS CS
050.5161.--		4	ACCESS CS
069.6831.XX		13.F....	ACCESS CS
069.8702.01		13.F....	ACCESS CS
069.8704.01		13.F....	ACCESS CS
069.8453.04		1	ACCESS CS
052.5311.--		4	
069.8460.04		1	ACCESS CS
052.5311.--		4	
080.9080.04		(2xB)+(4xH)	ACCESS CS
080.9090.04		2	ACCESS CS
080.9114.SY		(2xb)+(2xh)	ACCESS CS
080.9124.SY		(2xb)+(2xh)	ACCESS CS
081.9092.04		12 x 51.5	ACCESS CS
081.9142.04		13.F....	ACCESS CS
of - ou - or - oder 081.9040.-- (**)		1	

Variant HI / Variante HI / Variant HI / Variante HI

080.9625.07		(2xb)+(2xh)	ACCESS CS
080.9231.07		(1xB)+(2xH)	ACCESS CS

** OPTIE / OPTION / OPTIONAL / OPTIE

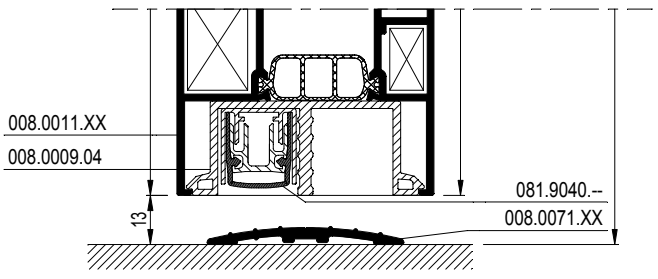

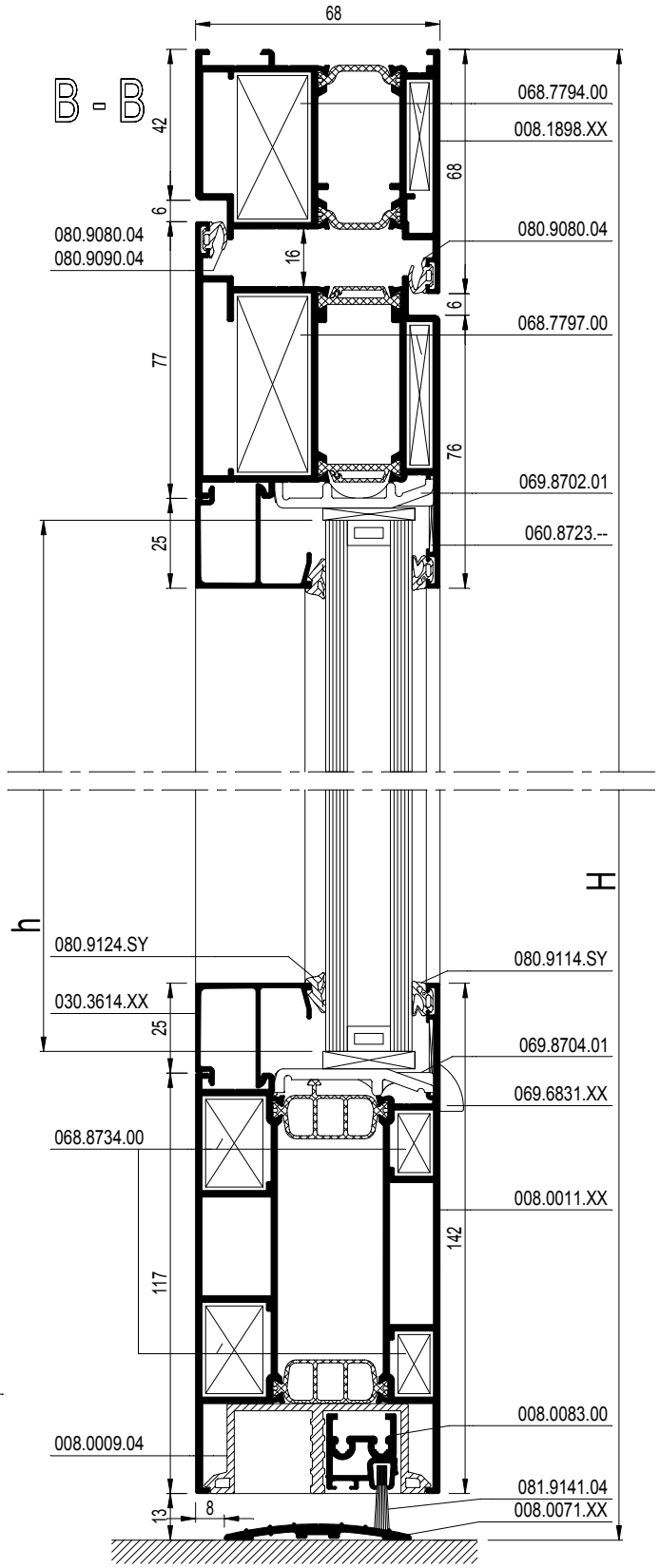

schaal - échelle
scale - Maßstab
1/2

D0075229

CS 77

SAMENGESTELDE DEUR BINNENDR. MET SOKKELPROFIEL
PORTE COMPOSEE OUVR. VERS L'INT. AVEC PLINTHE
COMBINED DOOR INWARD OPENING WITH BOTTOM RAIL
KOMBINIERTE TUER NACH INN. OEFFN. MIT SOCKELPROFIL

REYNAERS aluminium

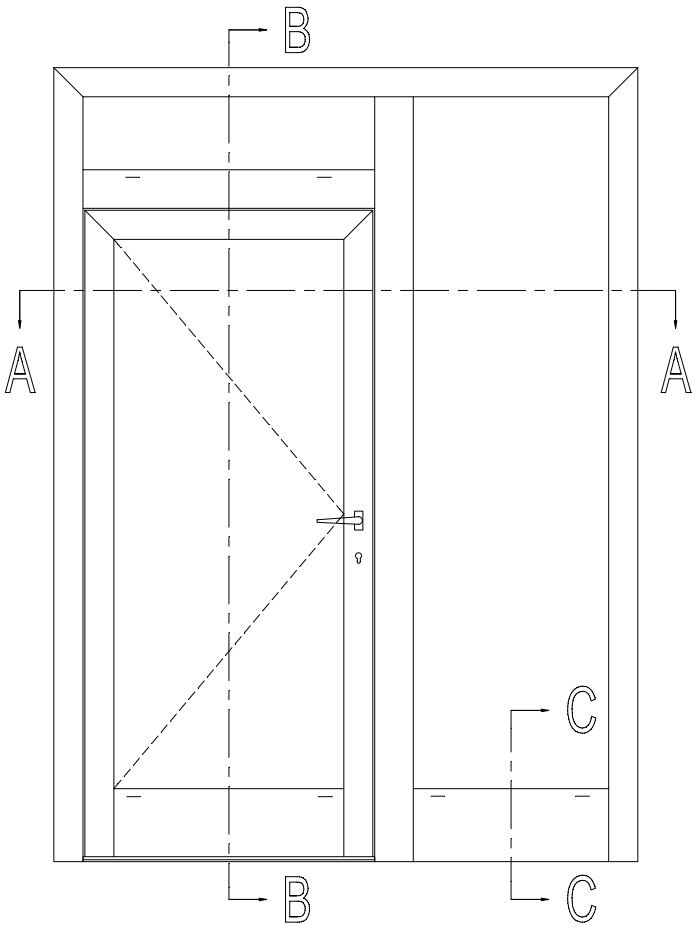

b1 = B1 -256
h1 = H1 - 251
b2 = B2 - 90
h2 = H - 189
b3 = B1 - 90
h3 = H2 - 90

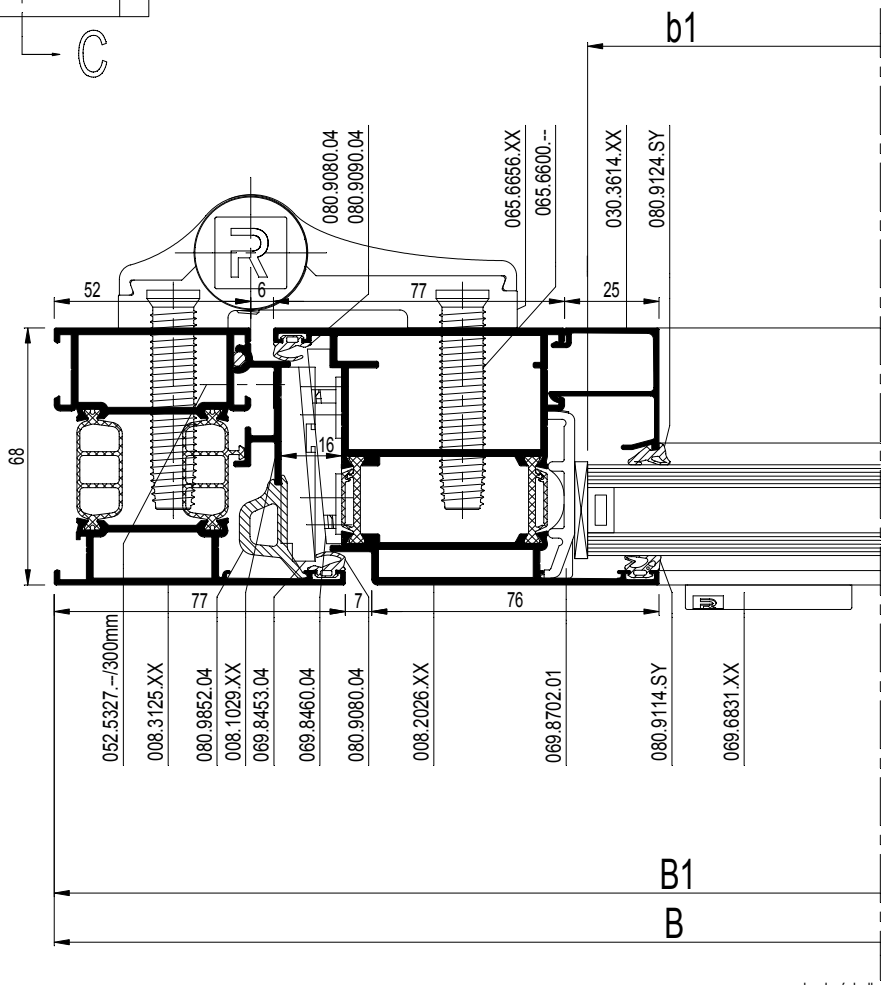

schaal - échelle
scale - Maßstab
1/2

D0078422

CS 77

SAMENGESTELDE DEUR BINNENDR. MET SOKKELPROFIEL
PORTE COMPOSEE OUVR. VERS L'INT. AVEC PLINTHE
COMBINED DOOR INWARD OPENING WITH BOTTOM RAIL
KOMBINIERTE TUER NACH INN. OEFFN. MIT SOCKELPROFIL

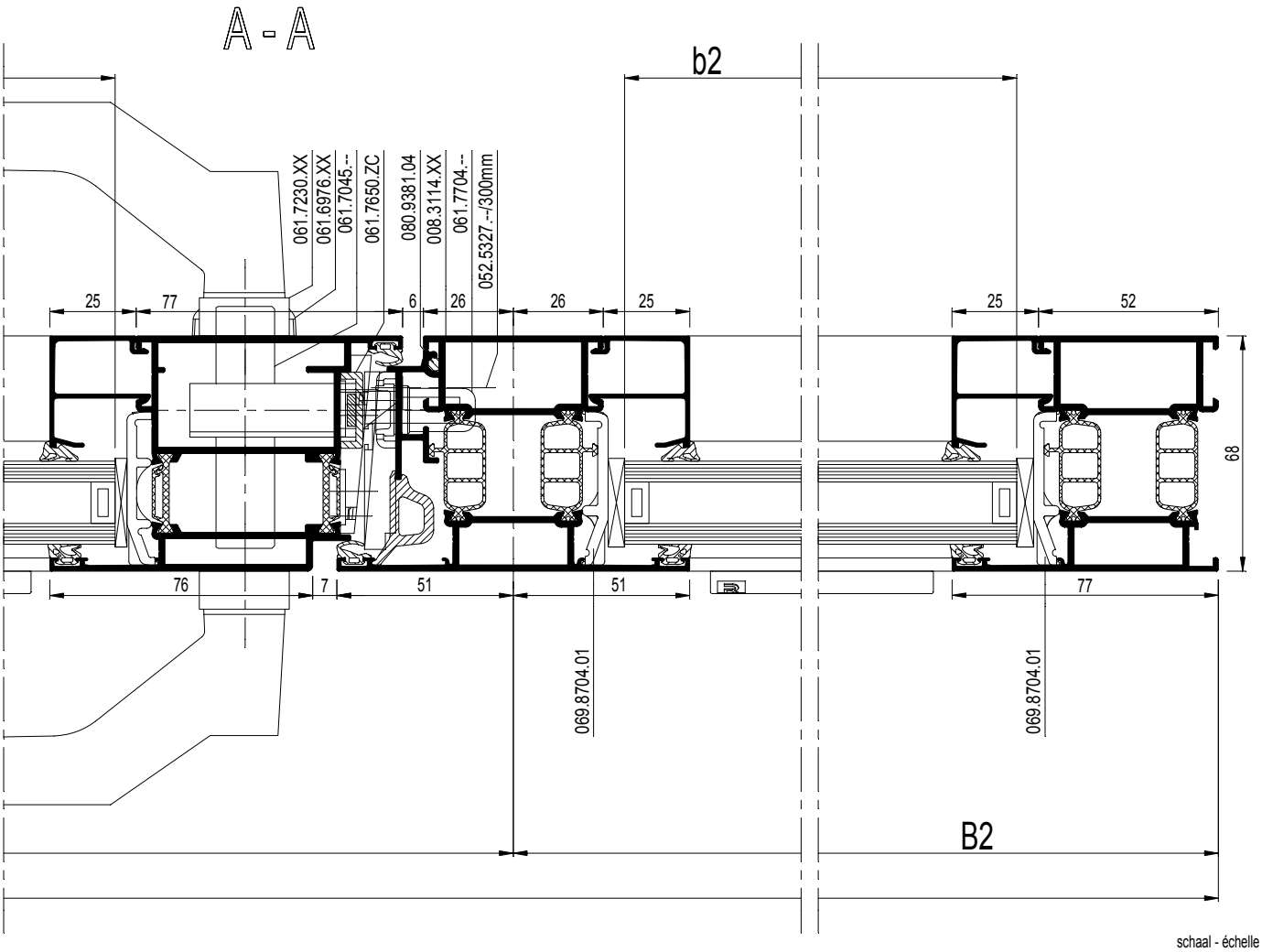

schaal - échelle
scale - Maßstab
1/2

D0078422

CS 77

SAMENGESTELDE DEUR BINNENDR. MET SOKKELPROFIEL
PORTE COMPOSEE OUVR. VERS L'INT. AVEC PLINTHE
COMBINED DOOR INWARD OPENING WITH BOTTOM RAIL
KOMBINIERTE TUER NACH INN. OEFFN. MIT SOCKELPROFIL

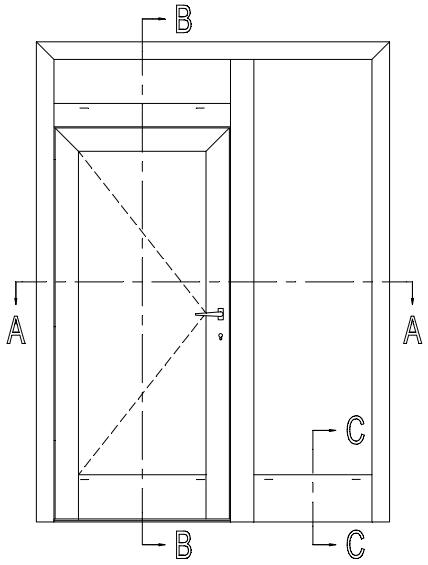

			#	Lm	
008.3125.XX			1	B	13.C....
			1	H	
			1	H	
008.2026.XX			1	B1 - 90	13.C....
			1	H1 - 45	
			1	H1 - 45	
008.1029.XX			1	H1 - 21.5	13.C....
			1	H1 - 21.5	
			1	B1 - 69	
008.3114.XX			1	H - 52	13.C....
			1	B1 - 78	
008.0010.XX			1	B2 - 78	13.C....
008.0011.XX			1	B1 - 244	13.C....
008.0083.00 ⚠			1	B1 - 126	13.C....
008.0009.04			1	B1 - 244	13.C....
030.3614.XX			2	B1 - 244	13.C....
			2	H1 - 289	
			2	B1 - 78	
			2	H2 - 128	
			2	B2 - 78	
			2	H - 227	
008.0890.XX			1	B - 78	13.C....
008.0071.XX			1	B1 - 112	13.C....

		#	
068.7854.00		2	ACCESS CS
068.7855.00		2	ACCESS CS
068.7797.00		2	ACCESS CS
060.8723.--		4	ACCESS CS
068.8732.00		3	ACCESS CS
068.8688.04		6	ACCESS CS
050.5153.--		6	ACCESS CS
068.8734.00		4	ACCESS CS
068.8682.04		4	ACCESS CS
068.8688.04		4	ACCESS CS
050.5153.--		8	ACCESS CS
065.6656.XX		13.F....	ACCESS CS
065.6600.--		13.F....	ACCESS CS
061.7650.ZC	1	1	ACCESS CS
052.5316.--		2	ACCESS CS
061.7045.--		1	ACCESS CS
061.6976.XX		1	ACCESS CS
052.5311.--		2	ACCESS CS
061.7704.--		1	ACCESS CS
052.5316.--		3	ACCESS CS
061.7230.XX		1	ACCESS CS
050.5161.--		4	ACCESS CS
069.6831.XX		13.F....	ACCESS CS
069.8702.01		13.F....	ACCESS CS
069.8704.01		13.F....	ACCESS CS
069.8453.04		1	ACCESS CS
052.5311.--		4	
⚠ 069.8460.04		1	ACCESS CS
052.5311.--		4	
080.9381.04		B1 - 69	ACCESS CS
		2x (H1 - 21.5)	
080.9080.04		(3xB1) + (6xH1)	ACCESS CS
080.9090.04		2	ACCESS CS
080.9114.SY		(2xb1)+(2xh1)	ACCESS CS
		+(2xb2)+(2xh2)	ACCESS CS
		+(2xb3)+(2xh3)	ACCESS CS
080.9124.SY		(2xb1)+(2xh1)	ACCESS CS
		+(2xb2)+(2xh2)	ACCESS CS
		+(2xb3)+(2xh3)	ACCESS CS
080.9852.04		13.F....	ACCESS CS
081.9092.04		12 x 51.5	ACCESS CS
081.9142.04		13.F....	ACCESS CS
of - ou - or - oder 081.9040.-- (**)		1	
052.5310.--		1/300mm	ACCESS CS

schaal - échelle
scale - Maßstab
1/2

D0078423

CS 77

SAMENGESTELDE DEUR BINNENDR. MET SOKKELPROFIEL
PORTE COMPOSEE OUVR. VERS L'INT. AVEC PLINTHE
COMBINED DOOR INWARD OPENING WITH BOTTOM RAIL
KOMBINIERTE TUER NACH INN. OEFFN. MIT SOCKELPROFIL

		#	
052.5327.--		1/300mm	ACCESS CS
052.5328.--		1/300mm	ACCESS CS

Variant HI / Variante HI / Variant HI / Variante HI

080.9625.07		(2xb1)+(2xh1)	ACCESS CS
		+(2xb2)+(2xh2)	ACCESS CS
		+(2xb3)+(2xh3)	ACCESS CS
080.9231.07		(3xB1) + (6xH1)	ACCESS CS

⚠ USE ONLY IN CASE OF DOOR WITH BRUSH

** OPTIE / OPTION / OPTIONAL / OPTIE

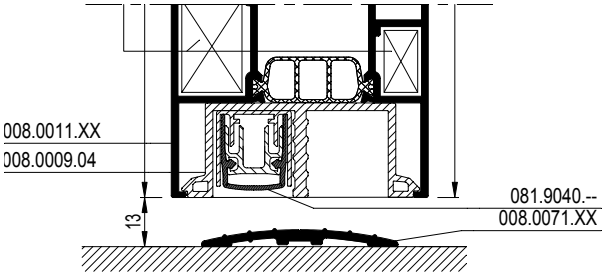

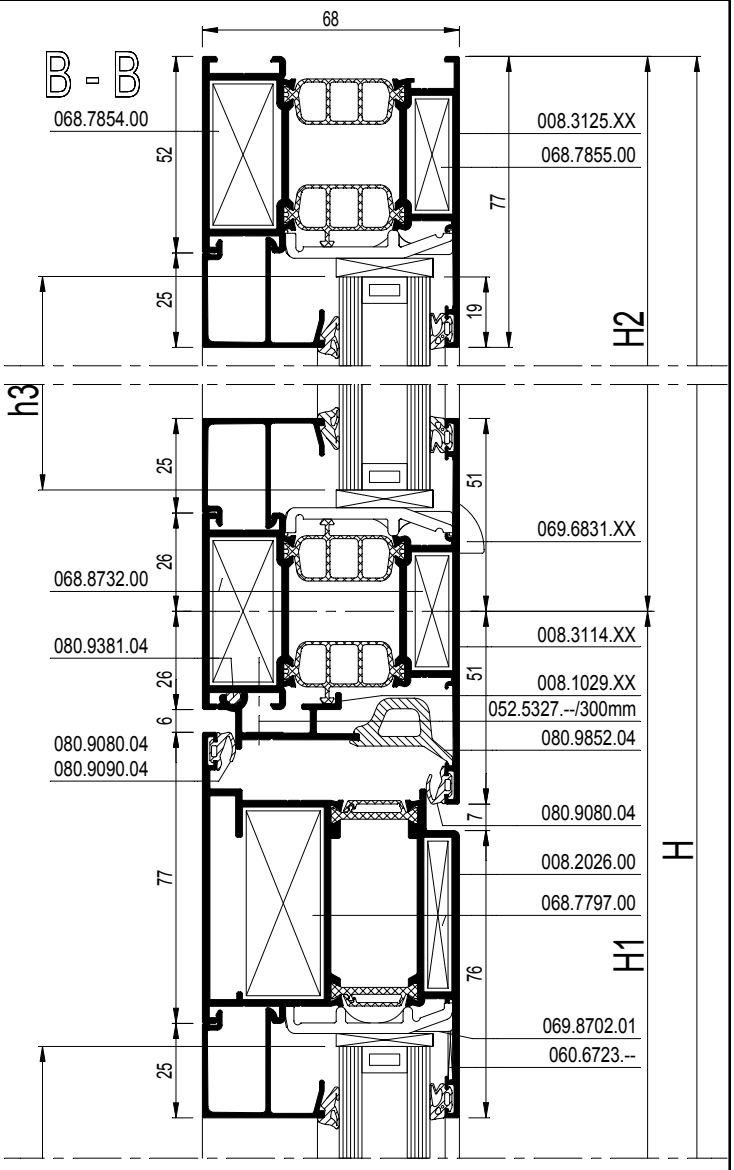

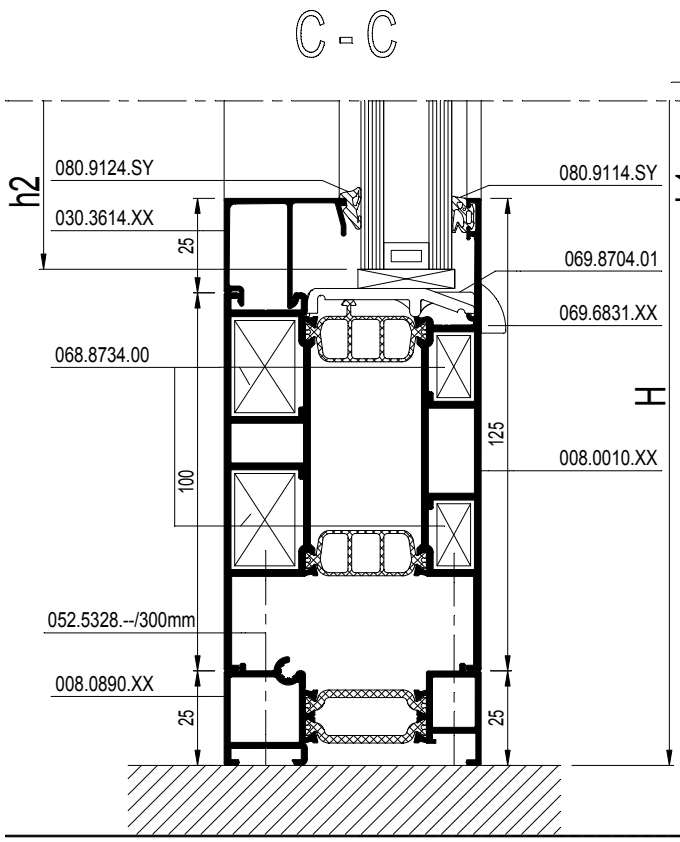

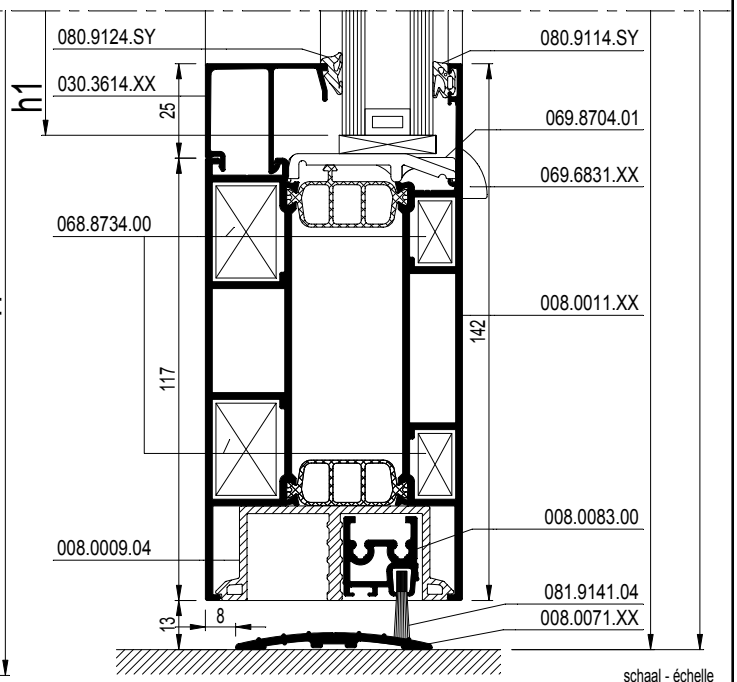

schaal - échelle
scale - Maßstab
1/2

D0078423

CS 77

STOLPDEUR BINNENDR. MET SOKKELPROFIEL
PORTE DOUBLE OUVR. VERS L'INT. AVEC PLINTHE
DOUBLE CASEMENT DOOR INWARD OPENING WITH BOTTOM RAIL
STULPFLUEGELTUER IN. OEFFN. MIT SOCKELPROFIL

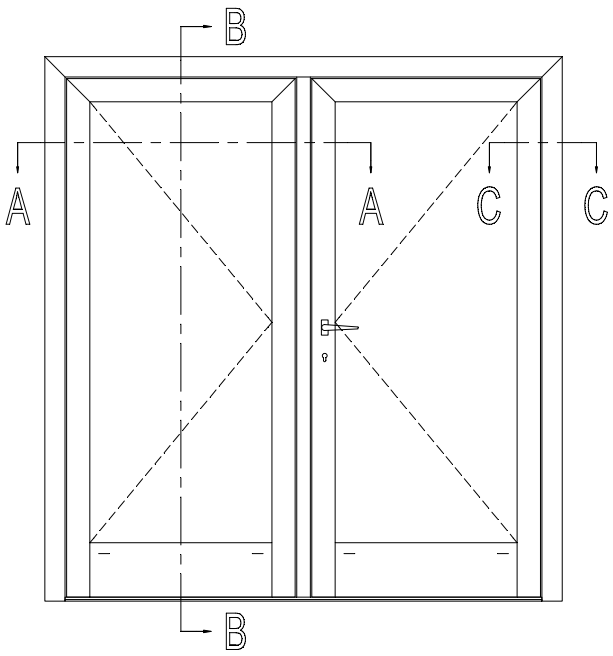

			#	Lm	
008.0071.XX			1	B - 118	13.C....

b1 = B1 - 217
b2 = B2 - 217
h = H - 267

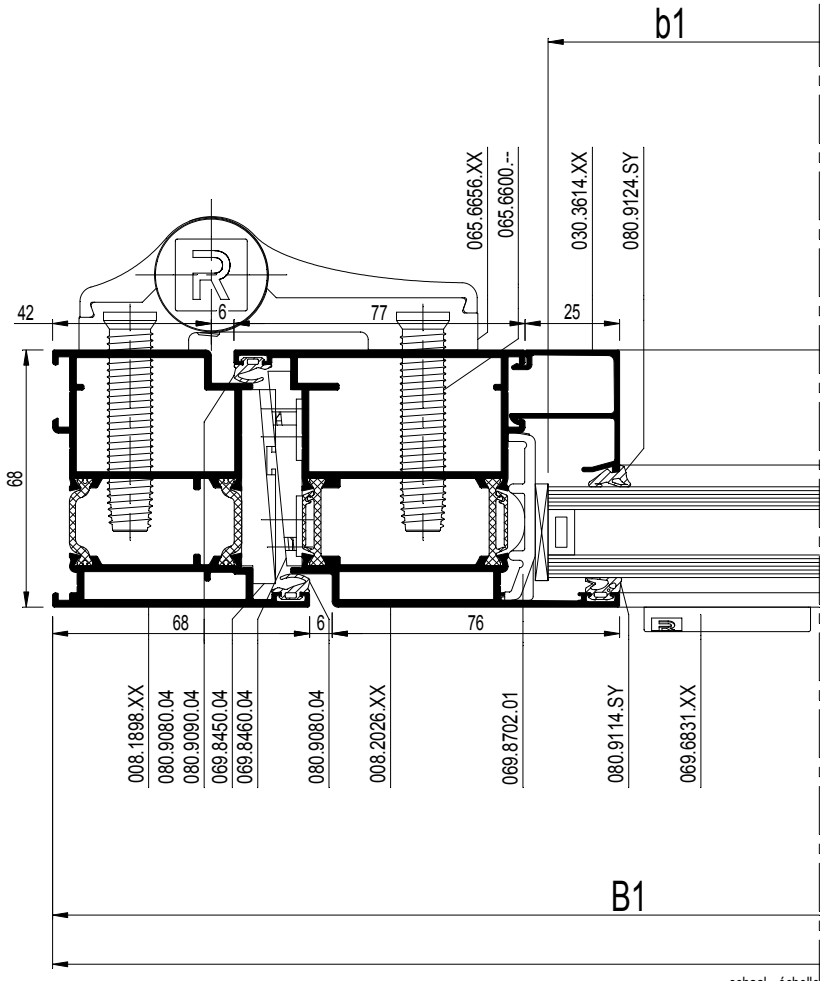

schaal - échelle
scale - Maßstab
1/2

D0078424

CS 77

STOLPDEUR BINNENDR. MET SOKKELPROFIEL
PORTE DOUBLE OUVR. VERS L'INT. AVEC PLINTHE
DOUBLE CASEMENT DOOR INWARD OPENING WITH BOTTOM RAIL
STULPFLUEGELTUER IN. OEFFN. MIT SOCKELPROFIL

		#	Lm	
008.1898.XX		1	B	13.C....
		1	H	
		1	H	
008.2026.XX		1	B1 - 51	13.C....
		1	B2 - 51	
		2	H - 61	
		2	H - 61	
008.2015.XX		1	H - 82	13.C....
008.0011.XX		1	B1 - 205	13.C....
		1	B2 - 205	
030.3614.XX		2	B1 - 205	13.C....
		2	B2 - 205	
		4	H - 305	
008.0083.00 ⚠		1	B1 - 61	13.C....
		1	B2 - 87	
008.0009.04		1	B1 - 205	13.C....
		1	B2 - 205	

⚠ USE ONLY IN CASE OF DOOR WITH BRUSH

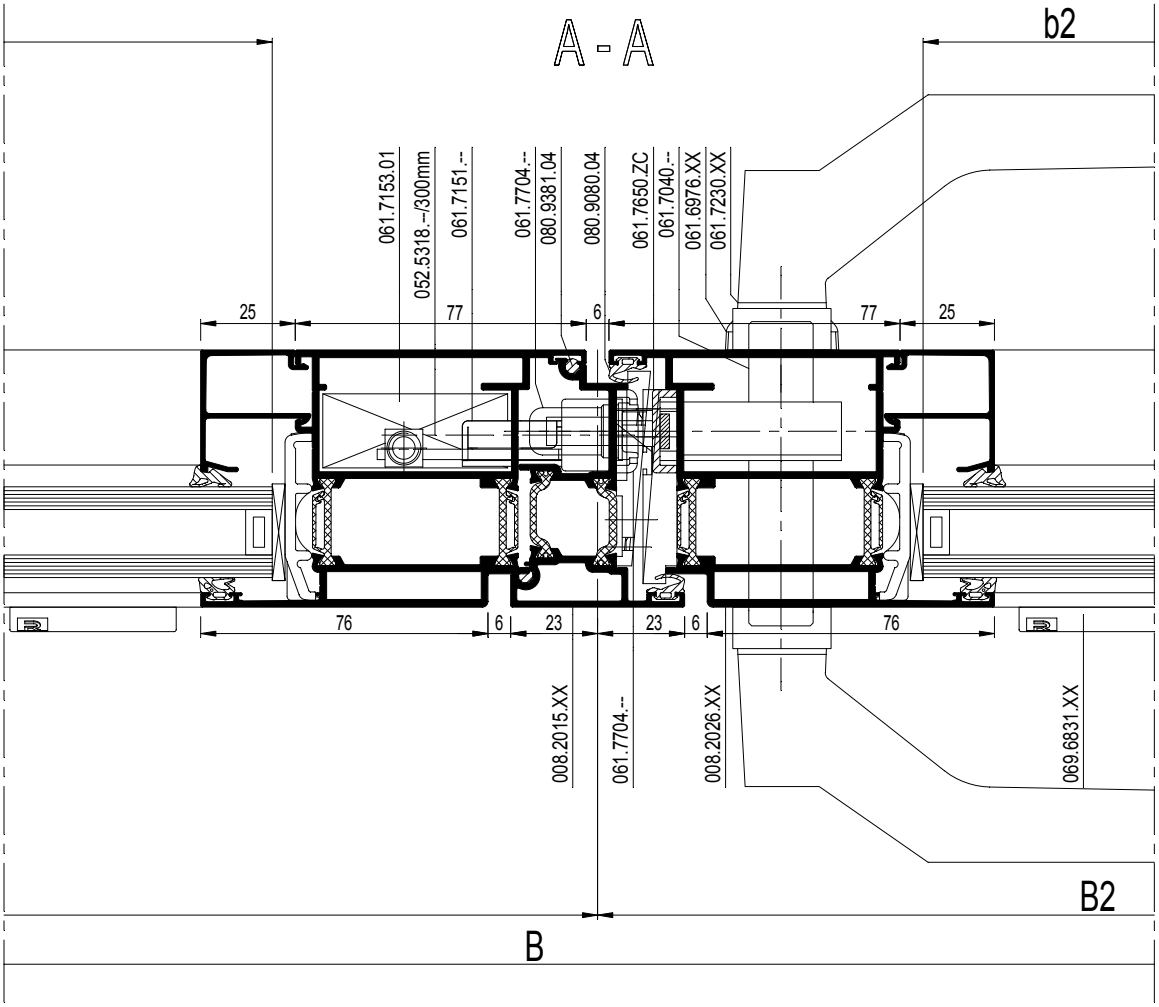

schaal - échelle
scale - Maßstab
1/2

D0078424

CS 77

STOLPDEUR BINNENDR. MET SOKKELPROFIEL
PORTE DOUBLE OUVR. VERS L'INT. AVEC PLINTHE
DOUBLE CASEMENT DOOR INWARD OPENING WITH BOTTOM RAIL
STULPFLUEGELTUER IN. OEFFN. MIT SOCKELPROFIL

REYNAERS aluminium

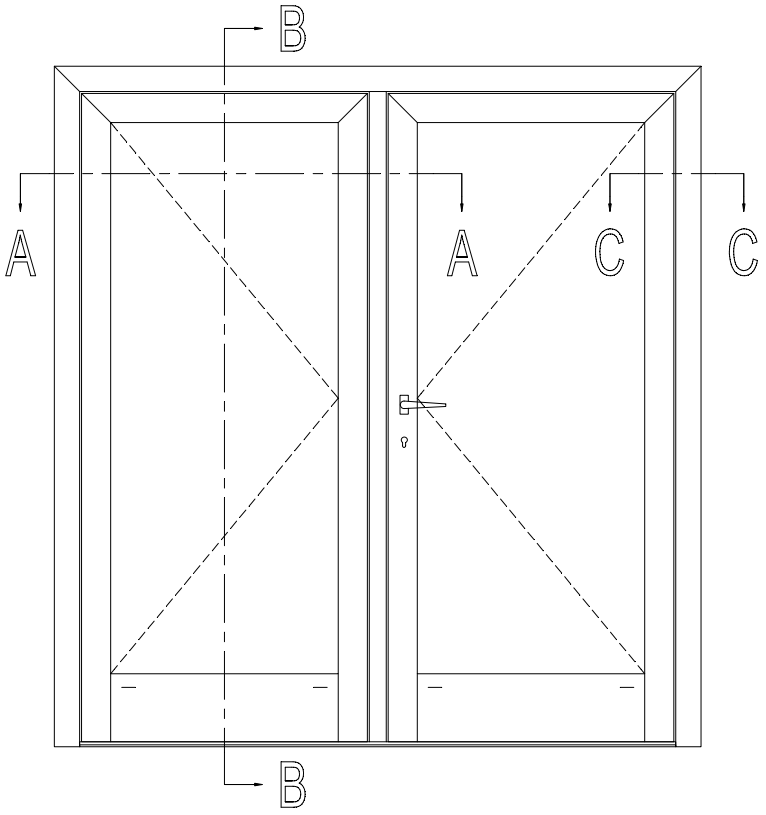

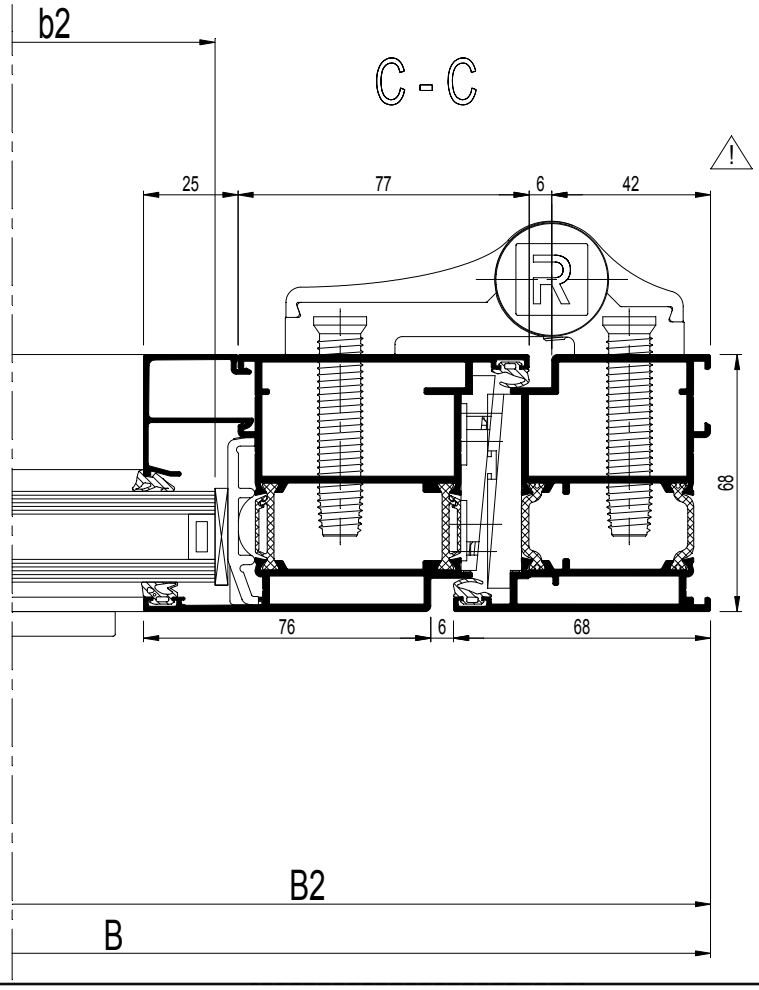

		#	
068.7794.00		2	ACCESS CS
068.7797.00		3	ACCESS CS
069.8807.00		1	ACCESS CS
060.8723.--		4	ACCESS CS
068.8734.00		4	ACCESS CS
068.8688.04		8	ACCESS CS
050.5153.--		8	ACCESS CS
065.6656.XX		13.F....	ACCESS CS
065.6600.--		13.F....	ACCESS CS
061.7650.ZC		1	ACCESS CS
052.5316.--		2	ACCESS CS
061.7045.--		1	ACCESS CS
061.6976.XX		1	ACCESS CS
052.5311.--		2	ACCESS CS
061.7704.--		1	ACCESS CS
052.5316.--		3	ACCESS CS
061.7230.XX		1	ACCESS CS
050.5161.--		4	ACCESS CS
069.6831.XX		13.F....	ACCESS CS
069.8702.01		13.F....	ACCESS CS
069.8704.01		13.F....	ACCESS CS
069.8647.04		1	ACCESS CS
052.5311.--		2	
069.8453.04		1	ACCESS CS
052.5311.--		4	
069.8460.04		2	ACCESS CS
052.5311.--		8	
080.9381.04		2x (H - 117)	ACCESS CS
080.9080.04		(3xB)+(6xH)	ACCESS CS
080.9090.04		3	ACCESS CS
080.9114.SY		(2xb1)+(2xb2)	ACCESS CS
		+(4xh)	
080.9124.SY		(2xb1)+(2xb2)	ACCESS CS
		+(4xh)	
081.9092.04		16 x 51.5	ACCESS CS
081.9142.04		13.F....	ACCESS CS
of - ou - or - oder 081.9040.-- (**)		2	
052.5318.--		1/300mm	ACCESS CS

Variant HI / Variante HI / Variant HI / Variante HI

080.9625.007		(2xb1)+(2xb2)	ACCESS CS
		+(4xh)	
080.9231.07		1(xB)+(2xH)	ACCESS CS

schaal - échelle
scale - Maßstab
1/2

D0078425

CS 77

STOLPDEUR BINNENDR. MET SOKKELPROFIEL
PORTE DOUBLE OUVR. VERS L'INT. AVEC PLINTHE
DOUBLE CASEMENT DOOR INWARD OPENING WITH BOTTOM RAIL
STULPFLUEGELTUER IN. OEFFN. MIT SOCKELPROFIL

REYNAERS aluminium

Espagnoletslot - Fermeture Espagnolette (*)
Espagnolette lock - Falztreibriegel

		#	☞
061.7151.--		1	ACCESS CS
052.5331.--		2	ACCESS CS
061.7155.--		1	ACCESS CS
061.7154.--		2	ACCESS CS
061.7156.--		1	ACCESS CS
061.7152.--		3	ACCESS CS
052.5308.--		6	ACCESS CS
061.7153.01		1	ACCESS CS
052.5311.--		2	ACCESS CS

of - ou - or - oder

Stangenslot - Serrure a Tige (*)
Bar Lock - Tuertreibriegel

		#	☞
061.7199.--		1	ACCESS CS
of - ou - or - oder			
061.7198.--		1	ACCESS CS
050.5011.--		2	ACCESS CS
061.7183.--		2	ACCESS CS
061.7154.--		2	ACCESS CS
061.7192.--		1	ACCESS CS
061.7191.17		2	ACCESS CS
052.5317.--		4	ACCESS CS
061.7153.01		1	ACCESS CS
052.5311.--		2	ACCESS CS

* inbouw zie 13.F.... / Encastrement voire 13.F....
* Embedding see 13.F.... / Einbau siehe 13.F....

⚠ USE ONLY IN CASE OF DOOR WITH BRUSH

** OPTIE / OPTION / OPTIONAL / OPTIE

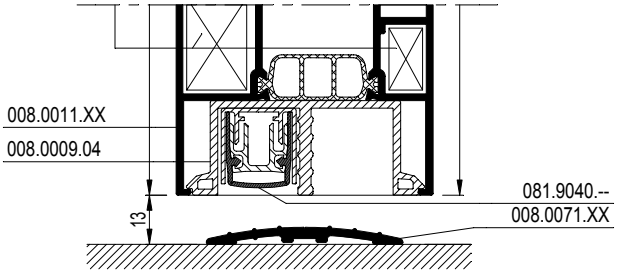

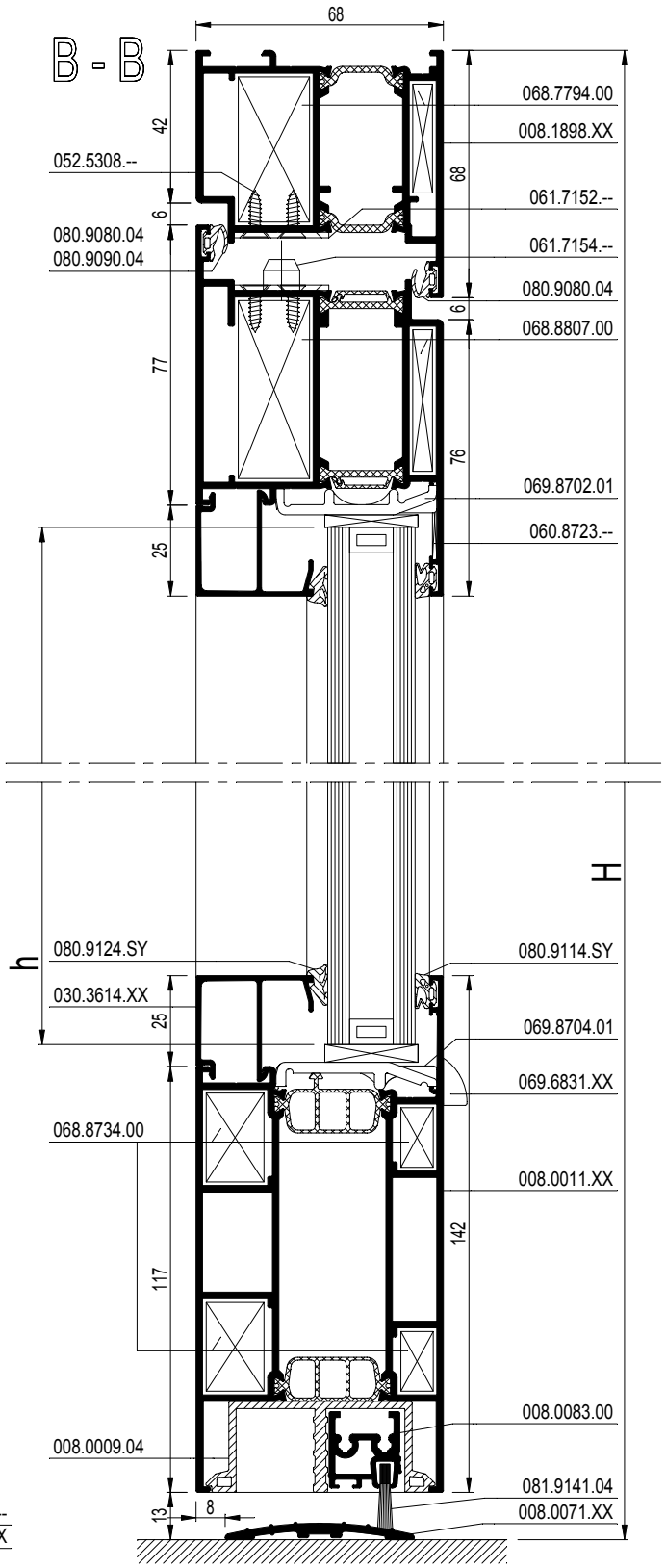

schaal - échelle
scale - Maßstab
1/2

D0078425

CS 77

Z-T DEUR BINNENDRAAIEND MET SOKKELPROFIEL
PORTE Z-T OUVRANT VERS L'INTERIEUR AVEC PLINTHE
Z-T DOOR INWARD OPENING WITH BOTTOM RAIL
Z-T TUER NACH INNEN OEFFNEND MIT SOCKELPROFIL

REYNAERS aluminium

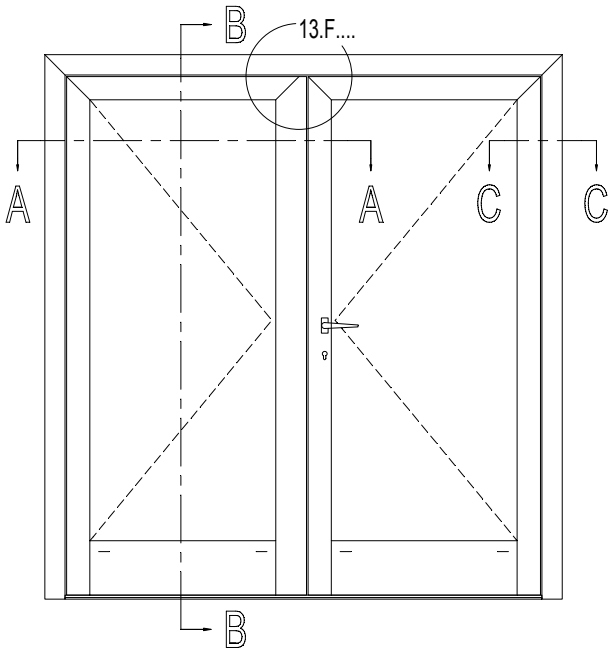

			#	Lm	
008.0071.XX			1	B - 118	13.C....

b1 = B1 - 204
b2 = B2 - 204
h = H - 262

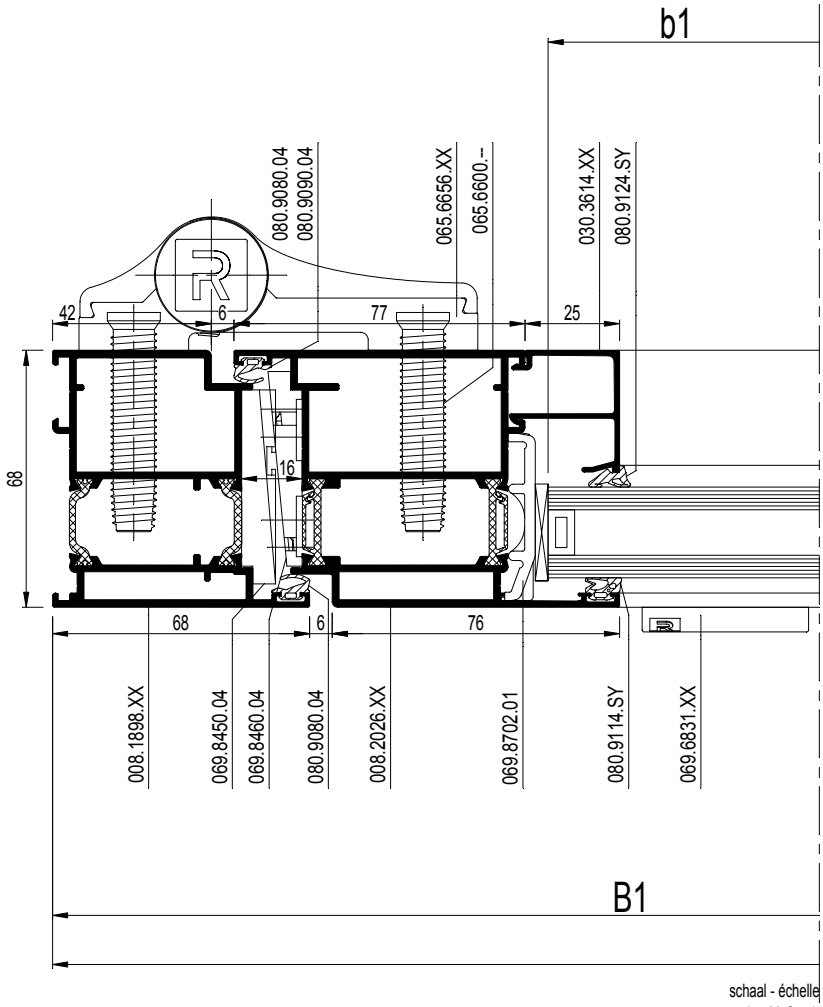

schaal - échelle
scale - Maßstab
1/2

D0078426

CS 77

Z-T DEUR BINNENDRAAIEND MET SOKKELPROFIEL
PORTE Z-T OUVRANT VERS L'INTERIEUR AVEC PLINTHE
Z-T DOOR INWARD OPENING WITH BOTTOM RAIL
Z-T TUER NACH INNEN OEFFNEND MIT SOCKELPROFIL

		#	Lm	
008.1898.XX		1	B	13.C....
		1	H	
		1	H	
008.2026.XX		1	B1 - 38	13.C....
		1	B2 - 38	
		1	H - 73	
		2	H - 73	
008.2014.XX		1	H - 73	13.C....
008.0011.XX		1	B1 - 192	13.C....
		1	B2 - 192	
030.3614.XX		2	B1 - 192	13.C....
		2	B2 - 192	
		4	H - 300	
008.0083.00 ⚠		1	B1 - 74	13.C....
		1	B2 - 74	
008.0009.04		1	B1 - 192	13.C....
		1	B2 - 192	

⚠ USE ONLY IN CASE OF DOOR WITH BRUSH

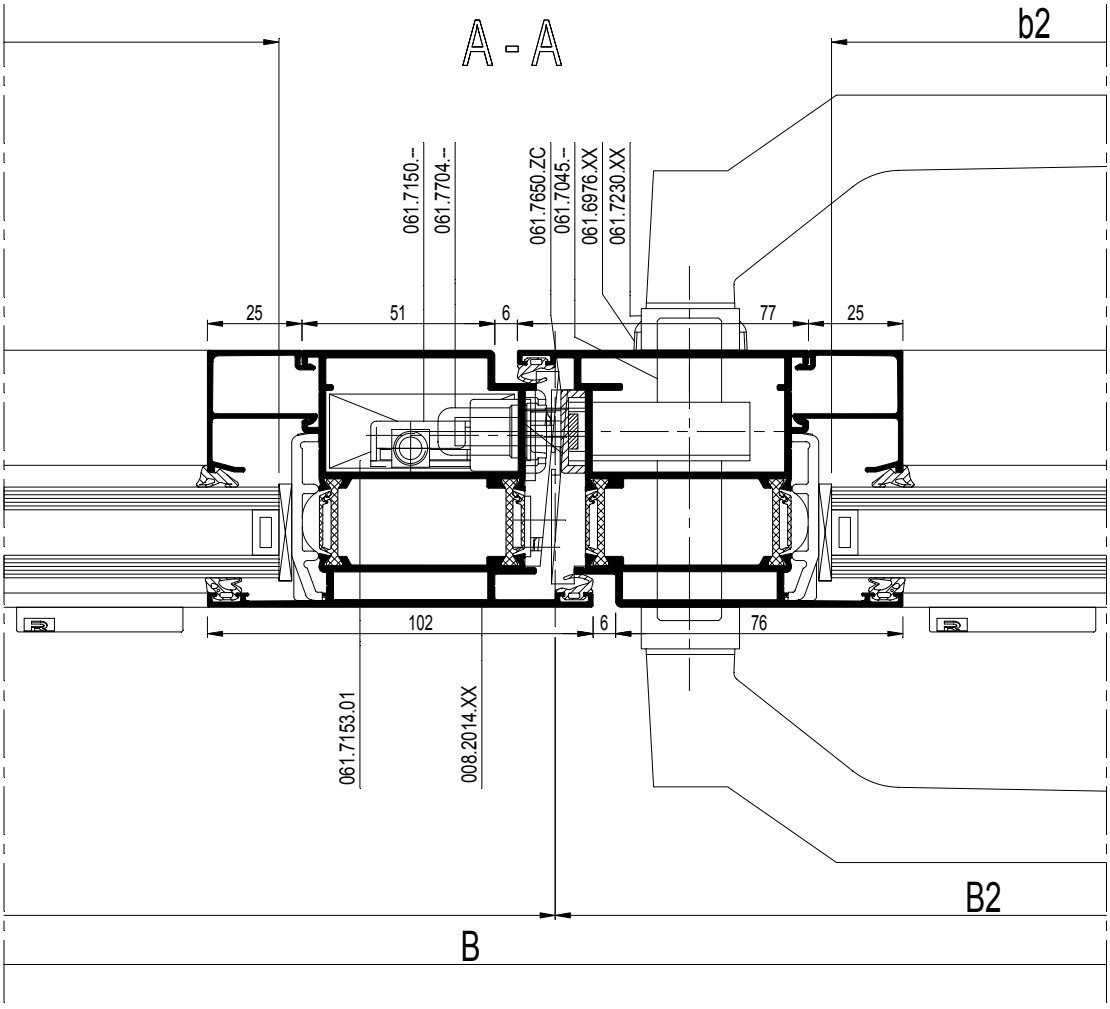

schaal - échelle
scale - Maßstab
1/2

D0078426

CS 77

Z-T DEUR BINNENDRAAIEND MET SOKKELPROFIEL
PORTE Z-T OUVRANT VERS L'INTERIEUR AVEC PLINTHE
Z-T DOOR INWARD OPENING WITH BOTTOM RAIL
Z-T TUER NACH INNEN OEFFNEND MIT SOCKELPROFIL

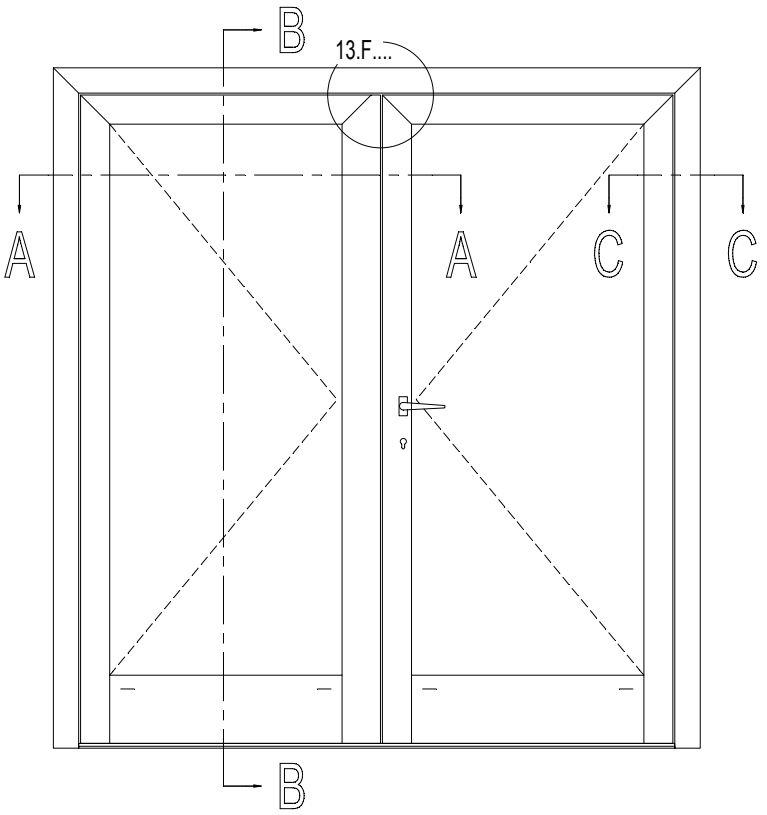

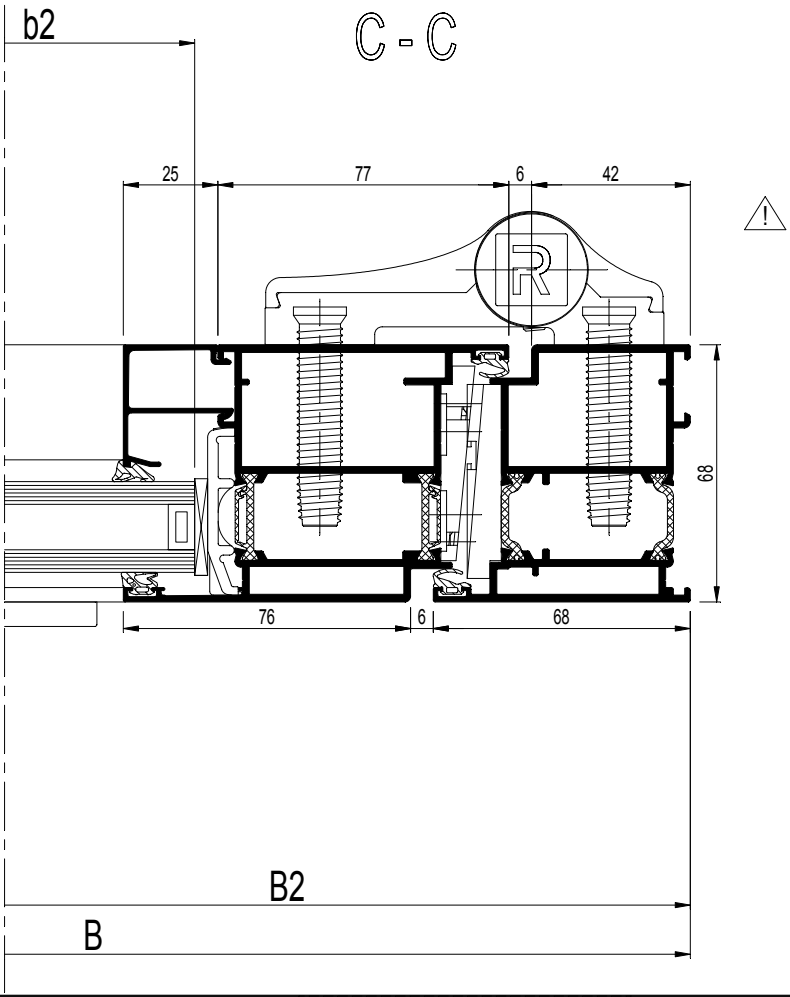

		#	☞
068.7794.00		2	ACCESS CS
068.7797.00		3	ACCESS CS
069.8807.00		1	ACCESS CS
060.8723.--		4	ACCESS CS
068.8734.00		4	ACCESS CS
068.8688.04		8	ACCESS CS
050.5153.--		8	ACCESS CS
065.6656.XX		13.F....	ACCESS CS
065.6600.--		13.F....	ACCESS CS
061.7650.ZC		1	ACCESS CS
052.5316.--		2	ACCESS CS
061.7045.--		1	ACCESS CS
061.6976.XX		1	ACCESS CS
052.5311.--		2	ACCESS CS
061.7704.--		1	ACCESS CS
052.5316.--		3	ACCESS CS
061.7715.04		1	ACCESS CS
052.5311.--		2	ACCESS CS
061.7230.XX		1	ACCESS CS
050.5161.--		4	ACCESS CS
069.6831.XX		13.F....	ACCESS CS
069.8702.01		13.F....	ACCESS CS
069.8704.01		13.F....	ACCESS CS
069.8512.XX		1	ACCESS CS
069.8453.04		1	ACCESS CS
052.5311.--		4	
069.8460.04		2	ACCESS CS
052.5311.--		8	
080.9080.04		(3xB)+(6xH)	ACCESS CS
080.9090.04		3	ACCESS CS
080.9114.SY		(2xb1)+(2xb2)	ACCESS CS
		+(4xh)	
080.9124.SY		(2xb1)+(2xb2)	ACCESS CS
		+(4xh)	
081.9142.04		13.F....	ACCESS CS
of - ou - or - oder 081.9040.-- (**)		2	
081.9092.04		16 x 51.5	ACCESS CS

Variant HI / Variante HI / Variant HI / Variante HI

080.9625.07		(2xb1)+(2xb2)	ACCESS CS
		+(4xh)	
080.9231.07		(1xB)+(2xH)	ACCESS CS

schaal - échelle
scale - Maßstab
1/2

D0078427

CS 77

Z-T DEUR BINNENDRAAIEND MET SOKKELPROFIEL
PORTE Z-T OUVRANT VERS L'INTERIEUR AVEC PLINTHE
Z-T DOOR INWARD OPENING WITH BOTTOM RAIL
Z-T TUER NACH INNEN OEFFNEND MIT SOCKELPROFIL

REYNAERS aluminium

Espagnoletslot - Fermeture Espagnolette (*)
Espagnolette lock - Falztreibriegel

		#	☞
061.7150.--		1	ACCESS CS
052.5331.--		2	ACCESS CS
061.7155.--		1	ACCESS CS
061.7154.--		2	ACCESS CS
061.7156.--		1	ACCESS CS
061.7152.--		3	ACCESS CS
052.5308.--		6	ACCESS CS
061.7153.01		1	ACCESS CS
052.5311.--		2	ACCESS CS

of - ou - or - oder

Stangenslot - Serrure a Tige (*)
Bar Lock - Tuertreibriegel

		#	☞
061.7199.--		1	ACCESS CS
of - ou - or - oder			
061.7198.--		1	ACCESS CS
050.5011.--		2	ACCESS CS
061.7183.--		2	ACCESS CS
061.7154.--		2	ACCESS CS
061.7192.--		1	ACCESS CS
061.7191.17		2	ACCESS CS
052.5317.--		4	ACCESS CS
061.7153.01		1	ACCESS CS
052.5311.--		2	ACCESS CS

* inbouw zie 13.F.... / Encastrement voire 13.F....
* Embedding see 13.F.... / Einbau siehe 13.F....

⚠ USE ONLY IN CASE OF DOOR WITH BRUSH

** OPTIE / OPTION / OPTIONAL / OPTIE

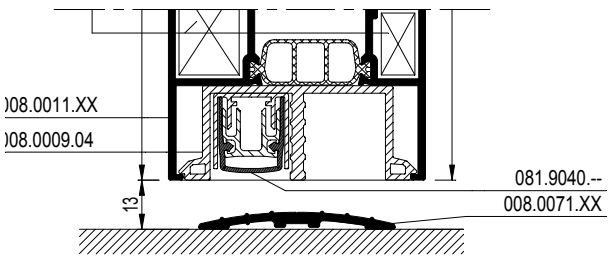

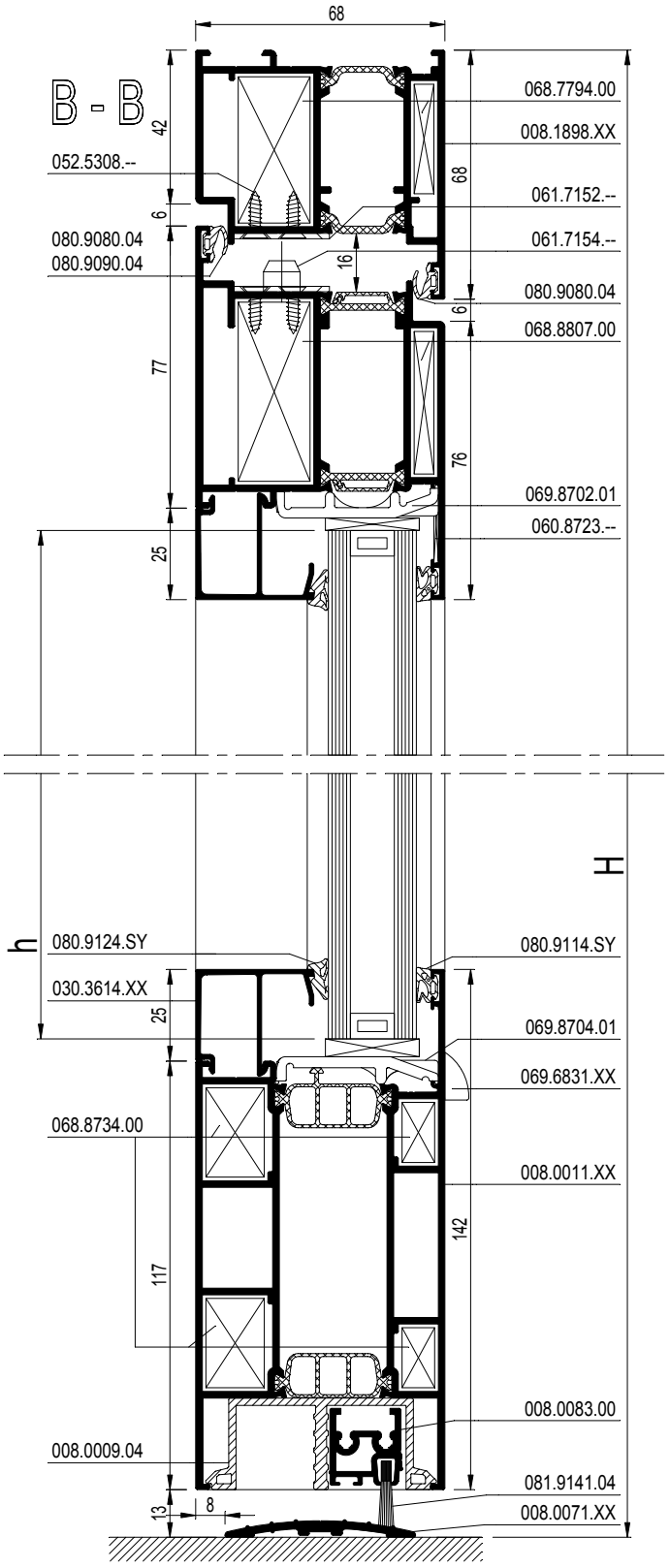

schaal - échelle
scale - Maßstab
1/2

D0078427

CS 77

DEUR BUITENDRAAIEND MET SOKKELPROFIEL
PORTE OUVR. VERS L'EXT. AVEC PLINTHE BAS DE PORTE
DOOR OUTWARD OPENING WITH BOTTOM DOOR RAIL
TUER NACH AUSSEN OEFFN. MIT SOCKELPROFIL

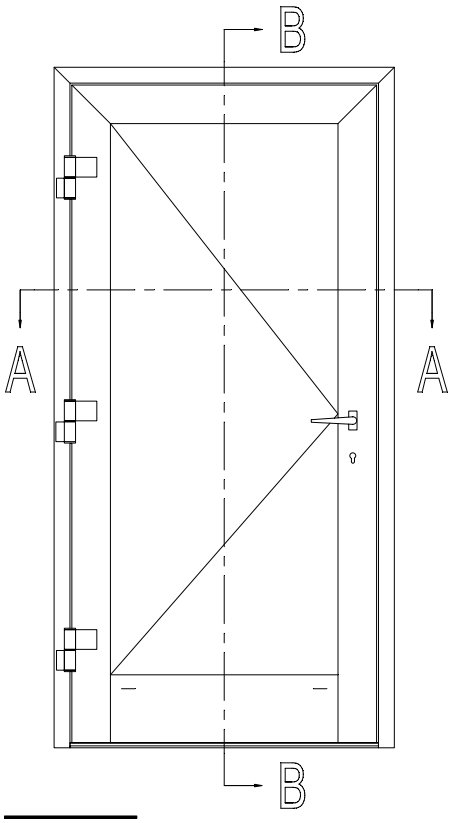

			#	Lm	
008.0469.XX			1	B	13.C....
			1	H	
			1	H	
008.2014.XX			1	B - 96	13.C....
			1	H - 61	
			1	H - 61	
008.0011.XX			1	B - 250	13.C....
008.0083.00 ⚠			1	B - 132	13.C....
008.0009.04			1	B - 250	13.C....
030.3614.XX			2	B - 250	13.C....
			2	H - 305	
008.0071.XX			1	B - 118	13.C....

⚠ USE ONLY IN CASE OF DOOR WITH BRUSH

b = B - 262
h = H - 267

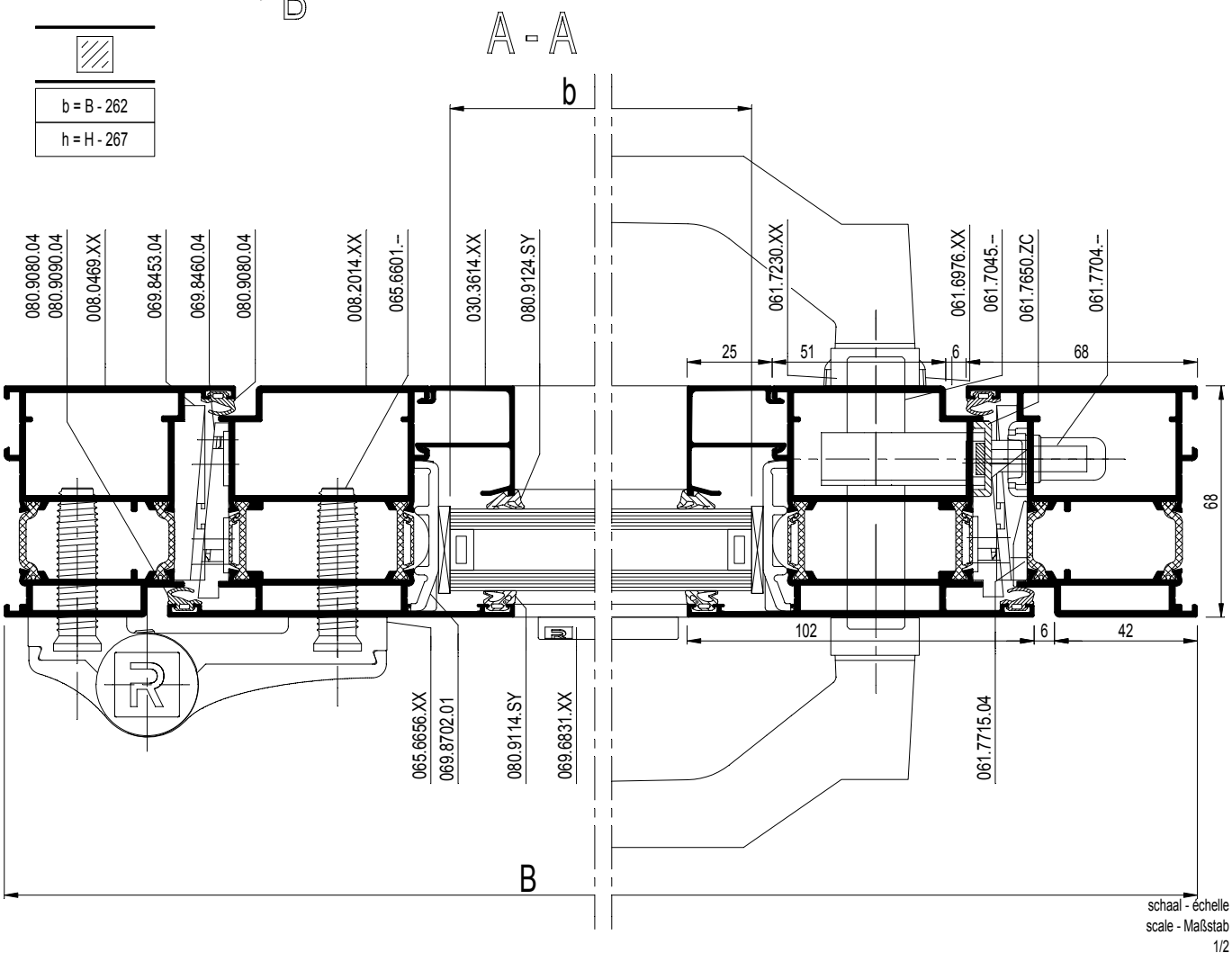

schaal - échelle
scale - Maßstab
1/2

D0078153

CS 77

DEUR BUITENDRAAIEND MET SOKKELPROFIEL
PORTE OUVR. VERS L'EXT. AVEC PLINTHE BAS DE PORTE
DOOR OUTWARD OPENING WITH BOTTOM DOOR RAIL
TUER NACH AUSSEN OEFFN. MIT SOCKELPROFIL

REYNAERS aluminium

		#	☞
068.7794.00		2	ACCESS CS
068.7797.00		2	ACCESS CS
060.8723.--		2	ACCESS CS
068.8734.00		2	ACCESS CS
068.8688.04		4	ACCESS CS
050.5153.--		4	ACCESS CS
065.6656.XX		13.F....	ACCESS CS
065.6600.--		13.F....	ACCESS CS
061.7650.ZC		1	ACCESS CS
052.5316.--		2	ACCESS CS
061.7045.--		1	ACCESS CS
061.6976.XX		1	ACCESS CS
052.5311.--		2	ACCESS CS
061.7704.--		1	ACCESS CS
052.5316.--		3	ACCESS CS
061.7715.04		1	ACCESS CS
052.5316.--		2	ACCESS CS
061.7230.XX		1	ACCESS CS
050.5161.--		4	ACCESS CS
069.6831.XX		13.F....	ACCESS CS
069.8702.01		13.F....	ACCESS CS
069.8704.01		13.F....	ACCESS CS
069.8453.04		1	ACCESS CS
052.5311.--		4	
069.8460.04		1	ACCESS CS
052.5311.--		4	
080.9080.04		(2xB)+(4xH)	ACCESS CS
080.9090.04		2	ACCESS CS
080.9114.SY		(2xb)+(2xh)	ACCESS CS
080.9124.SY		(2xb)+(2xh)	ACCESS CS
081.9092.04		12 x 51.5	ACCESS CS
081.9142.04		13.F....	ACCESS CS
of - ou - or - oder 081.9040.-- (**)		1	

Variant HI / Variante HI / Variant HI / Variante HI

080.9625.07		(2xb)+(2xh)	ACCESS CS
080.9231.07		(1xB)+(2xH)	ACCESS CS

** OPTIE / OPTION / OPTIONAL / OPTIE

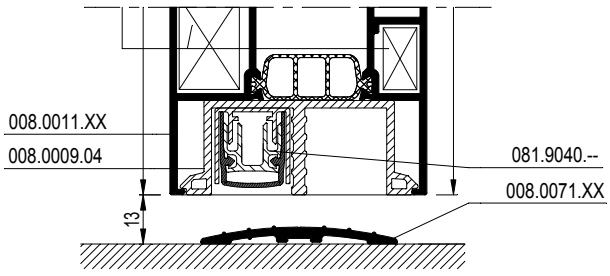

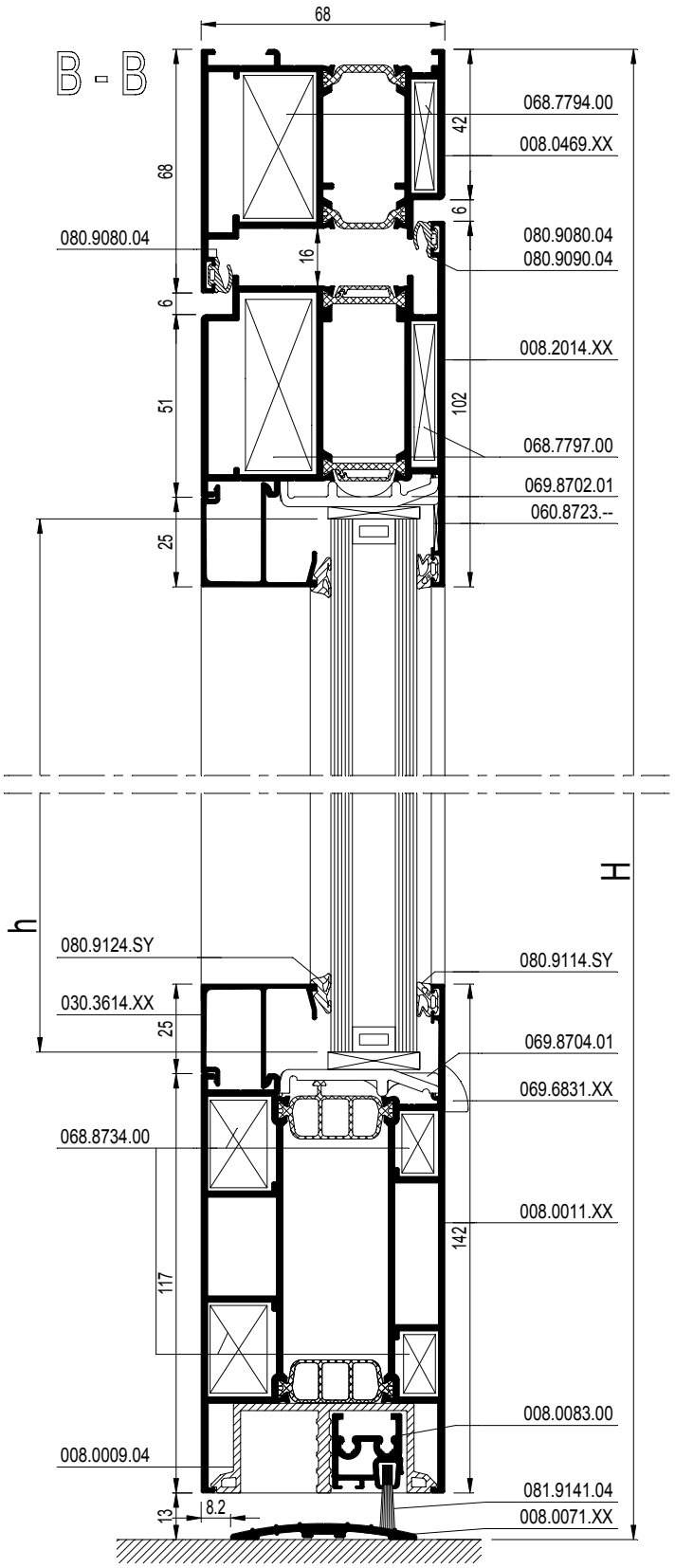

schaal - échelle
scale - Maßstab
1/2

D0078153

CS 77

SAMENGESTELDE DEUR BUITENDR. MET SOKKELPROFIEL
PORTE COMPOSEE OUVR. VERS L'EXT. AVEC PLINTHE
COMBINED DOOR OUTWARD OPENING WITH BOTTOM RAIL
KOMBINIERTE TUER NACH AUSS. OEFFN. MIT SOCKELPROFIL

REYNAERS aluminium

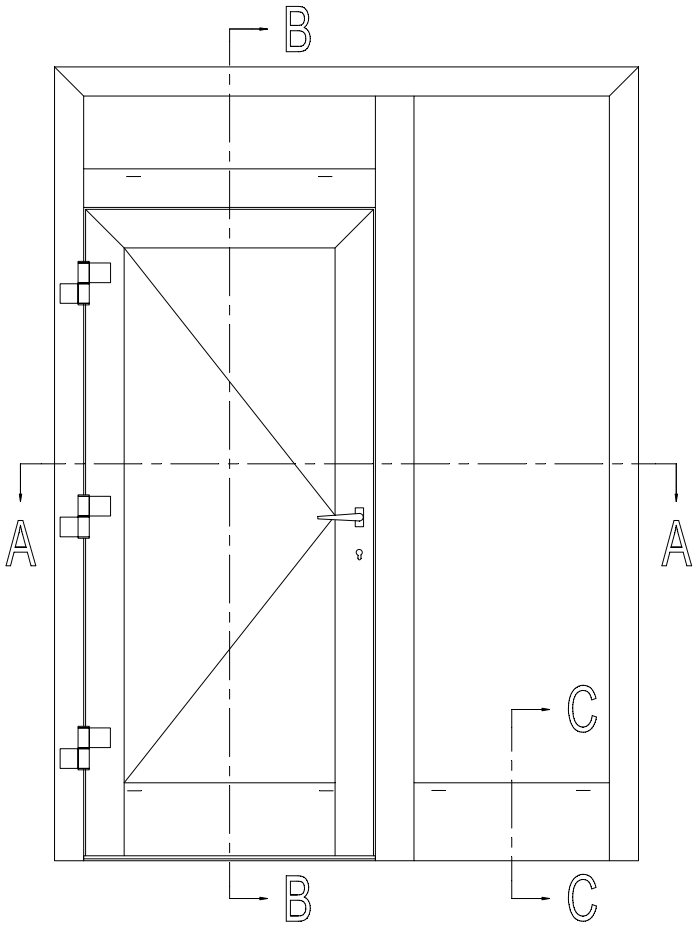

b1 = B1 - 306
h1 = H1 - 276
b2 = B2 - 90
h2 = H - 189
b3 = B1 - 90
h3 = H2 - 90

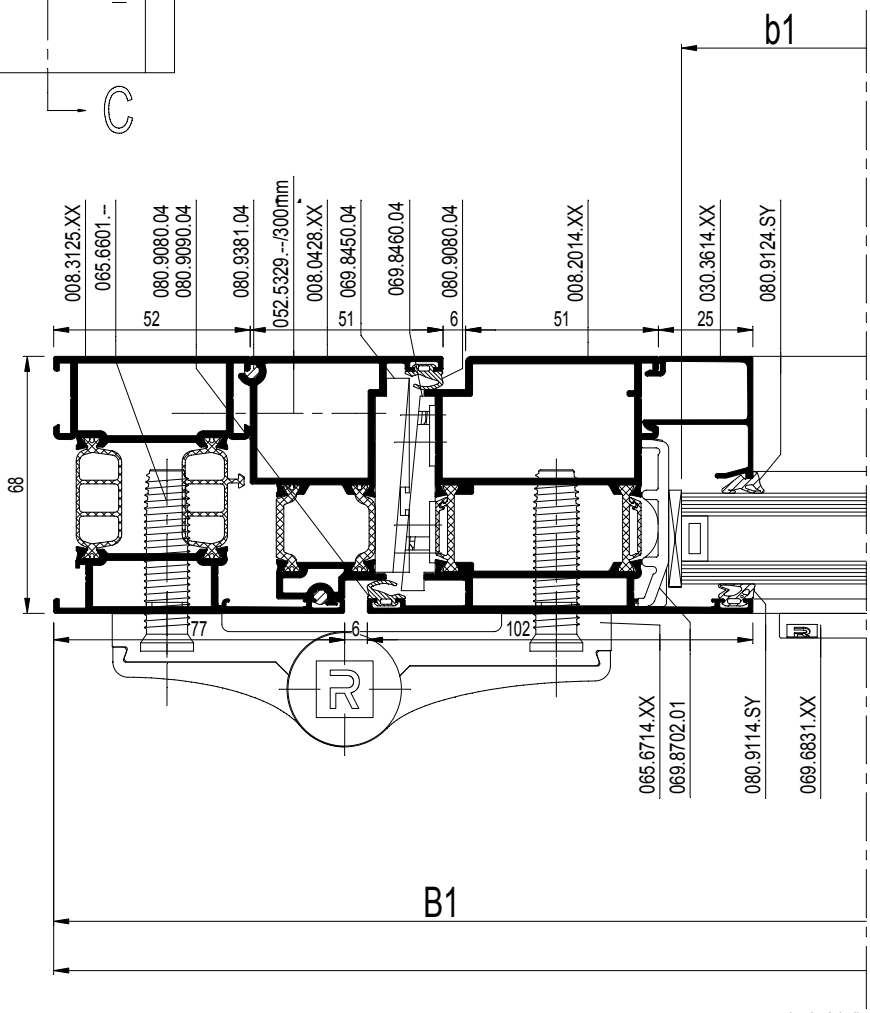

schaal - échelle
scale - Maßstab
1/2

D0078428

CS 77

SAMENGESTELDE DEUR BUITENDR. MET SOKKELPROFIEL
PORTE COMPOSEE OUVR. VERS L'EXT. AVEC PLINTHE
COMBINED DOOR OUTWARD OPENING WITH BOTTOM RAIL
KOMBINIERTE TUER NACH AUSS. OEFFN. MIT SOCKELPROFIL

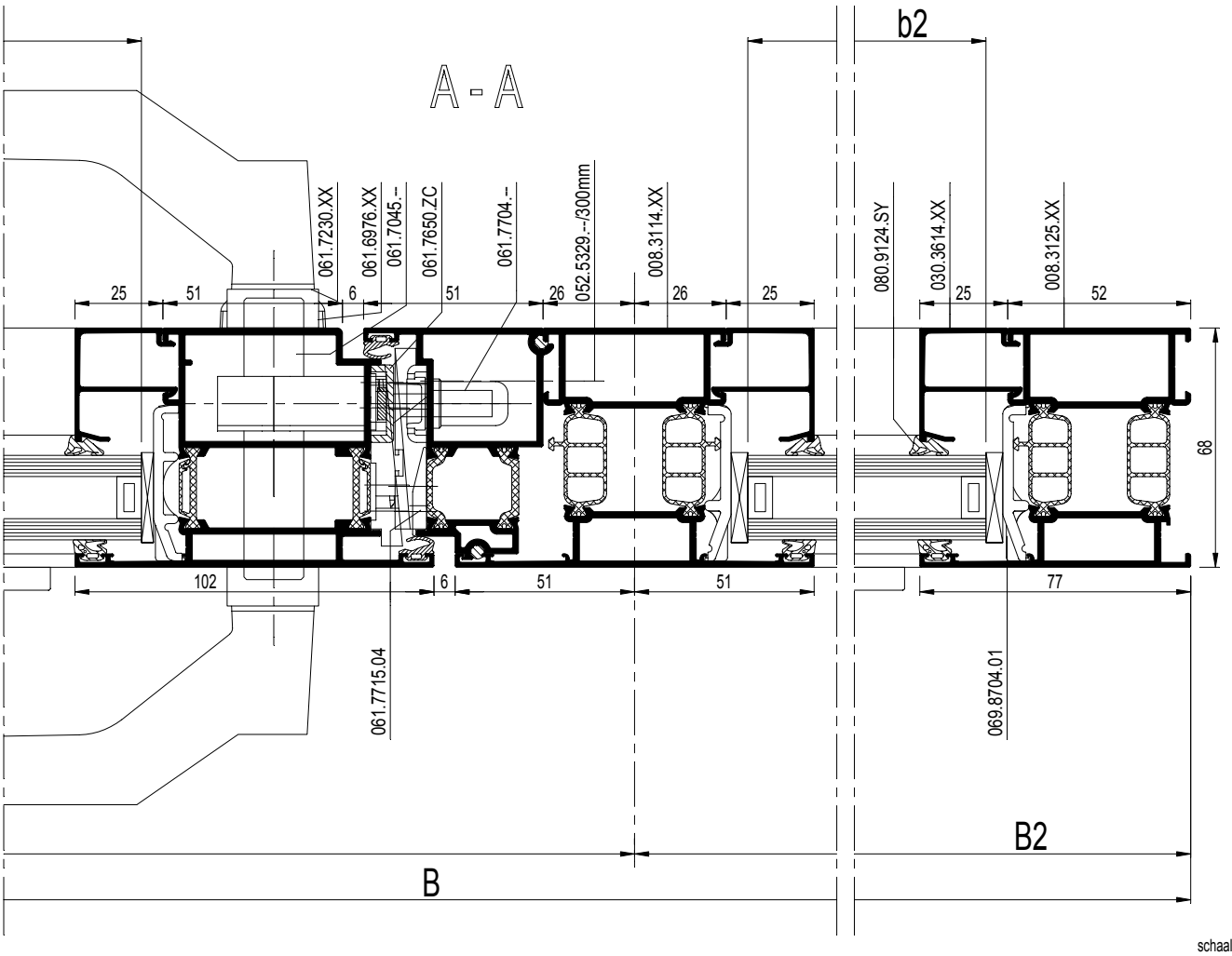

schaal - échelle
scale - Maßstab
1/2

D0078428

CS 77

SAMENGESTELDE DEUR BUITENDR. MET SOKKELPROFIEL
PORTE COMPOSEE OUVR. VERS L'EXT. AVEC PLINTHE
COMBINED DOOR OUTWARD OPENING WITH BOTTOM RAIL
KOMBINIERTE TUER NACH AUSS. OEFFN. MIT SOCKELPROFIL

REYNAERS aluminium

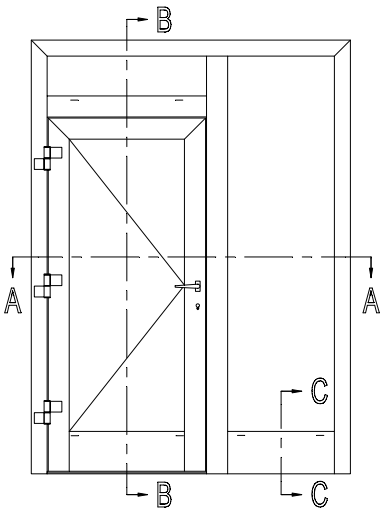

			#	Lm	☞
008.3125.XX			1	B	13.C....
			1	H	
			1	H	
008.2014.XX			1	H1 - 70	13.C....
			1	H1 - 70	
			1	B1 - 140	
008.0428.XX			1	H1 - 23	13.C....
			1	H1 - 23	
			1	B1 - 72	
008.3114.XX			1	H - 52	13.C....
			1	B1 - 78	
008.0010.XX			1	B2 - 78	13.C....
008.0011.XX			1	B1 - 294	13.C....
008.0083.00 ⚠			1	B1 - 176	13.C....
008.0009.04			1	B1 - 294	13.C....
030.3614.XX			2	B1 - 294	13.C....
			2	H1 - 314	
			2	B1 - 78	
			2	H2 - 128	
			2	B2 - 78	
			2	H - 227	
008.0890.XX			1	B2 - 78	13.C....
008.0071.XX			1	B1 - 162	13.C....

⚠ USE ONLY IN CASE OF DOOR WITH BRUSH

		#	☞
068.7854.00		2	ACCESS CS
068.7855.00		2	ACCESS CS
068.7797.00		2	ACCESS CS
060.8723.--		4	ACCESS CS
068.8732.00		3	ACCESS CS
068.8688.04		6	ACCESS CS
050.5153.--		6	ACCESS CS
068.8734.00		4	ACCESS CS
068.8682.04		4	ACCESS CS
068.8688.04		4	ACCESS CS
050.5153.--		8	ACCESS CS
065.6714.XX		13.F....	ACCESS CS
065.6601.--		13.F....	ACCESS CS
061.7650.ZC		1	ACCESS CS
052.5316.--		2	ACCESS CS
061.7045.--		1	ACCESS CS
061.6976.XX		1	ACCESS CS
052.5311.--		2	ACCESS CS
061.7704.--		1	ACCESS CS
052.5316.--		3	ACCESS CS
061.7230.XX		1	ACCESS CS
050.5161.--		4	ACCESS CS
069.6831.XX		13.F....	ACCESS CS
069.8702.01		13.F....	ACCESS CS
069.8704.01		13.F....	ACCESS CS
069.8453.04		1	ACCESS CS
052.5311.--		4	
⚠ 069.8460.04		1	ACCESS CS
052.5311.--		4	
080.9381.04		2x(B1 - 72)	ACCESS CS
		2x(H1 - 23)	
080.9080.04		(3xB1)+(4xH1)	ACCESS CS
080.9090.04		2	ACCESS CS
080.9114.SY		(2xb1)+(2xh1)	ACCESS CS
		+(2xb2)+(2xh2)	ACCESS CS
		+(2xb3)+(2xh3)	ACCESS CS
080.9124.SY		(2xb1)+(2xh1)	ACCESS CS
		+(2xb2)+(2xh2)	ACCESS CS
		+(2xb3)+(2xh3)	ACCESS CS
081.9142.04		13.F....	ACCESS CS
of - ou - or - oder 081.9040.-- (**)		1	
081.9092.04		12 x 51.5	ACCESS CS
052.5328.--		1/300mm	ACCESS CS
052.5329.--		1/300mm	ACCESS CS

schaal - échelle
scale - Maßstab
1/2

D0078429

CS 77

SAMENGESTELDE DEUR BUITENDR. MET SOKKELPROFIEL
PORTE COMPOSEE OUVR. VERS L'EXT. AVEC PLINTHE
COMBINED DOOR OUTWARD OPENING WITH BOTTOM RAIL
KOMBINIERTE TUER NACH AUSS. OEFFN. MIT SOCKELPROFIL

Variant HI / Variante HI / Variant HI / Variante HI

080.9625.07	▨	(2xb1)+(2xh1)	ACCESS CS
		+(2xb2)+(2xh2)	ACCESS CS
		+(2xb3)+(2xh3)	ACCESS CS
080.9231.07	▨	(1xB)+(2xH)	ACCESS CS

** OPTIE / OPTION / OPTIONAL / OPTIE

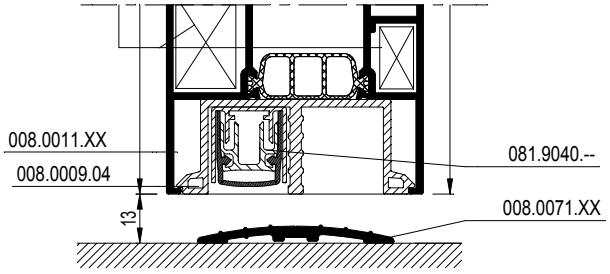

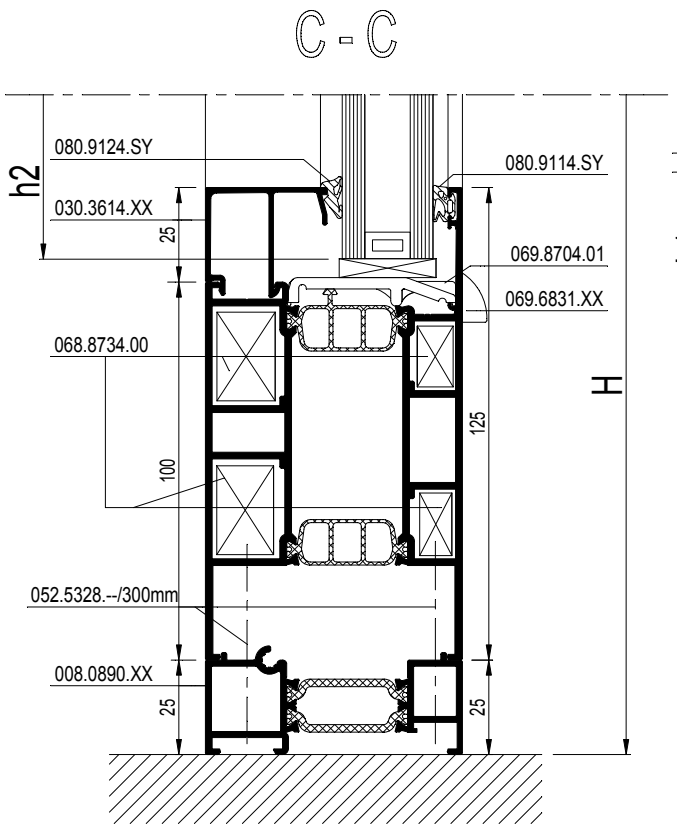

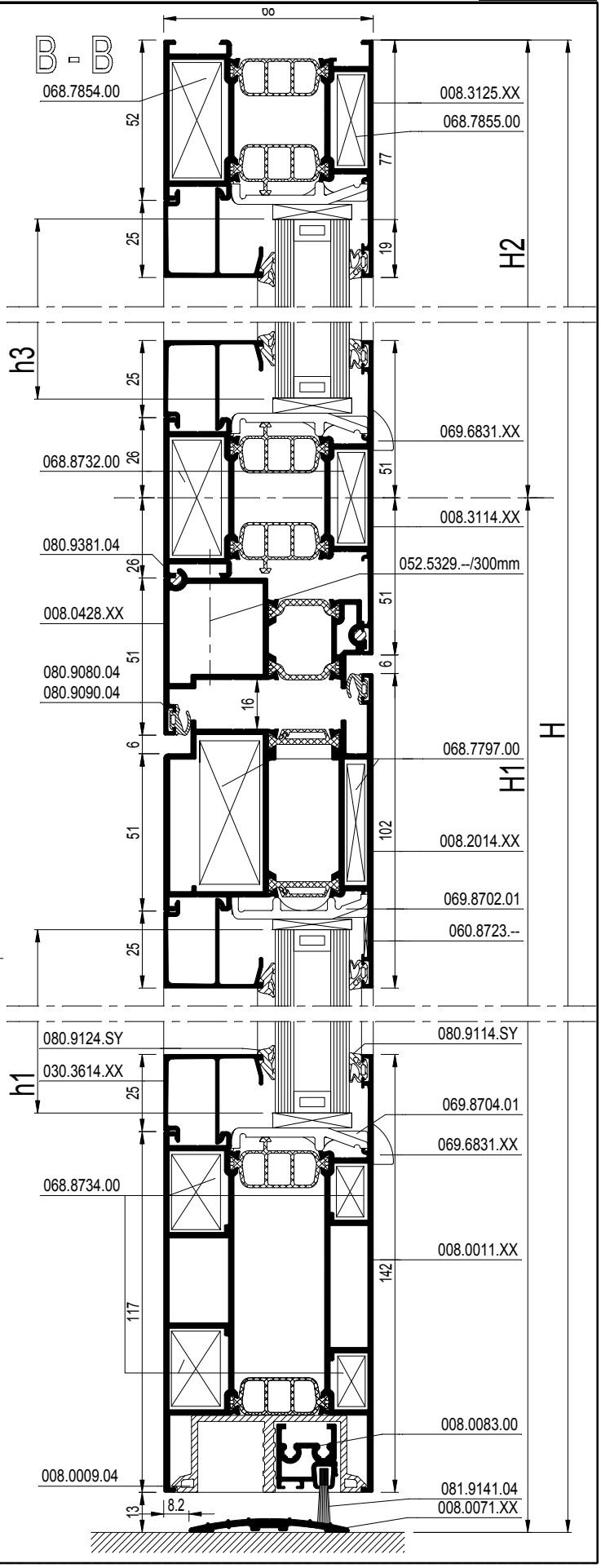

D0078429

CS 77

STOLPDEUR BUITENDR. MET SOKKELPROFIEL
PORTE DOUBLE OUVR. VERS L'EXT. AVEC PLINTHE
DOUBLE CASEMENT DOOR OUTWARD OPENING WITH BOTTOM RAIL
STULPFLUEGELTUER AUSS. OEFFN. MIT SOCKELPROFIL

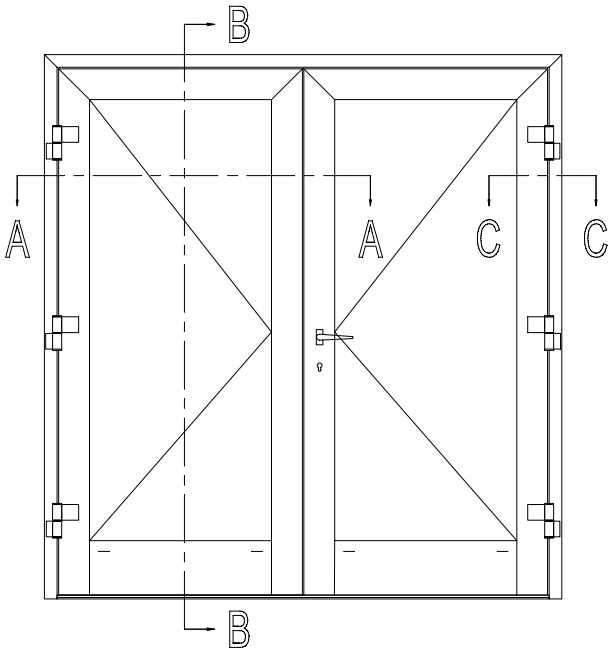

			#	Lm	
008.0009.04			1	B1 - 205	13.C....
			1	B2 - 205	
008.0071.XX			1	B - 118	13.C....

⚠ USE ONLY IN CASE OF DOOR WITH BRUSH

b1 = B1 - 217
b2 = B2 - 217
h = H - 262

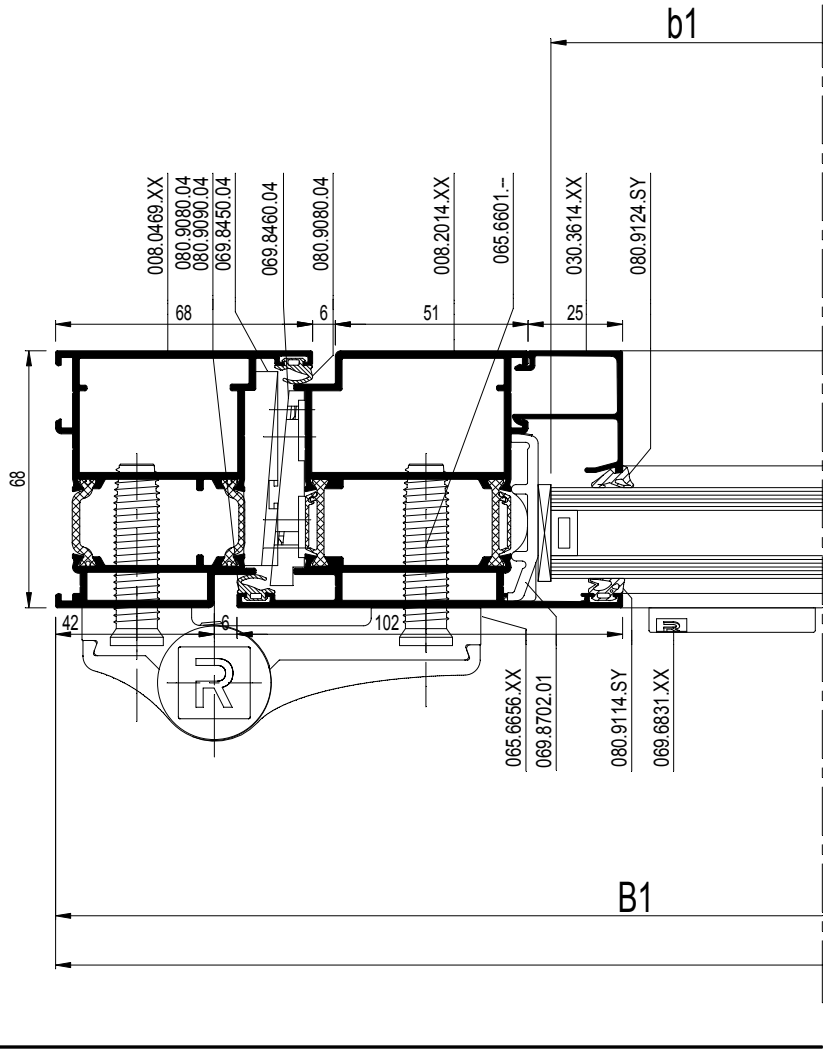

D0078431

CS 77

STOLPDEUR BUITENDR. MET SOKKELPROFIEL
PORTE DOUBLE OUVR. VERS L'EXT. AVEC PLINTHE
DOUBLE CASEMENT DOOR OUTWARD OPENING WITH BOTTOM RAIL
STULPFLUEGELTUER AUSS. OEFFN. MIT SOCKELPROFIL

REYNAERS aluminium

		#	Lm	☞
008.0469.XX		1	B	13.C....
		1	H	
		1	H	
008.2014.XX		1	B1 - 51	13.C....
		1	B2 - 51	
		2	H - 61	
		2	H - 61	
008.1815.XX		1	H - 82	13.C....
008.0011.XX		1	B1 - 205	13.C....
		1	B2 - 205	
030.3614.XX		2	B1 - 205	13.C....
		2	B2 - 205	
		4	H - 305	
008.0083.00 ⚠		1	B1 - 61	13.C....
		1	B2 - 87	

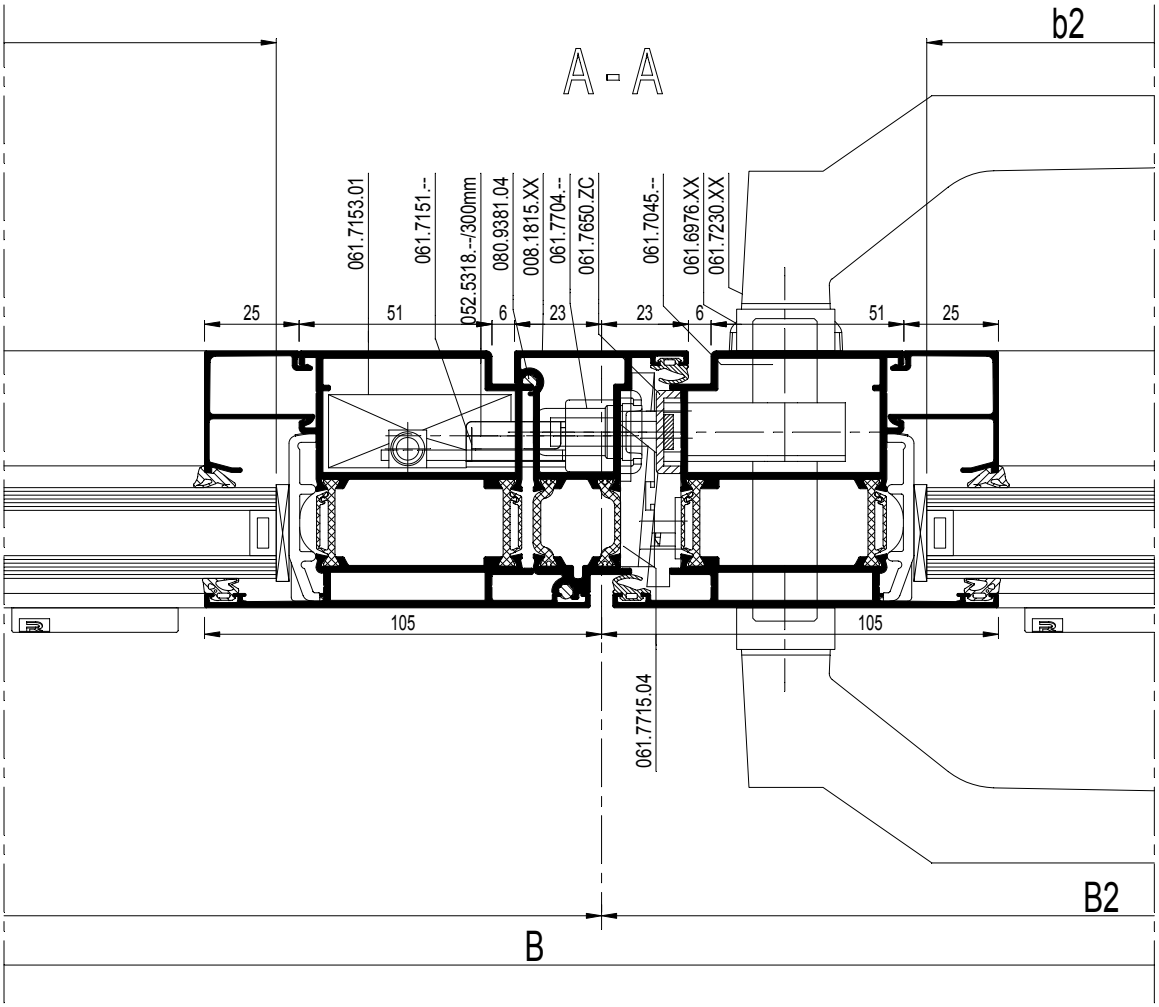

schaal - échelle
scale - Maßstab
1/2

D0078431

CS 77

STOLPDEUR BUITENDR. MET SOKKELPROFIEL
PORTE DOUBLE OUVR. VERS L'EXT. AVEC PLINTHE
DOUBLE CASEMENT DOOR OUTWARD OPENING WITH BOTTOM RAIL
STULPFLUEGELTUER AUSS. OEFFN. MIT SOCKELPROFIL

REYNAERS aluminium

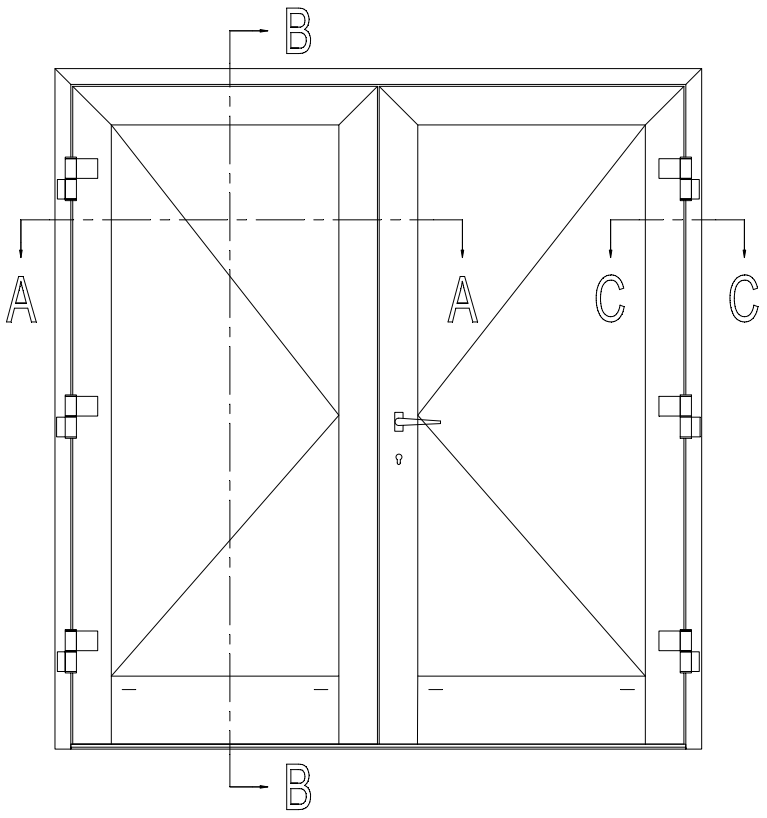

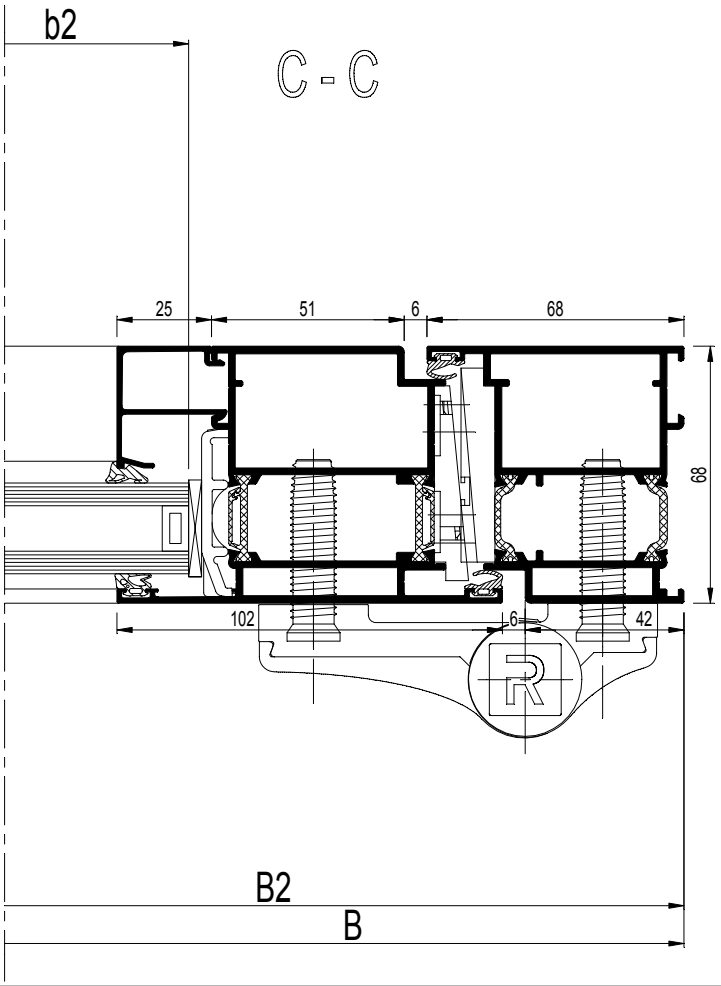

		#	☞
068.7794.00		2	ACCESS CS
068.7797.00		3	ACCESS CS
069.8807.00		1	ACCESS CS
060.8723.--		4	ACCESS CS
068.8734.00		4	ACCESS CS
068.8688.04		8	ACCESS CS
050.5153.--		8	ACCESS CS
065.6656.XX		13.F....	ACCESS CS
065.6601.--		13.F....	ACCESS CS
061.7650.ZC		1	ACCESS CS
052.5316.--		2	ACCESS CS
061.7045.--		1	ACCESS CS
061.6976.XX		1	ACCESS CS
052.5311.--		2	ACCESS CS
061.7704.--		1	ACCESS CS
052.5316.--		3	ACCESS CS
061.7715.04		1	ACCESS CS
052.5316.--		2	ACCESS CS
061.7230.XX		1	ACCESS CS
050.5161.--		4	ACCESS CS
069.6831.XX		13.F....	ACCESS CS
069.8702.01		13.F....	ACCESS CS
069.8704.01		13.F....	ACCESS CS
069.8650.04		1	ACCESS CS
052.5311.--		2	
069.8453.04		1	ACCESS CS
052.5311.--		4	
069.8460.04		2	ACCESS CS
052.5311.--		8	
080.9381.04		2x (H - 117)	ACCESS CS
080.9080.04		(3xB)+(6xH)	ACCESS CS
080.9090.04		3	ACCESS CS
080.9114.SY		(2xb1)+(2xb2)	ACCESS CS
		+(4xh)	
080.9124.SY		(2xb1)+(2xb2)	ACCESS CS
		+(4xh)	
081.9142.04		13.F....	ACCESS CS
of - ou - or - oder			
081.9040.-- (**)		2	
081.9092.04		16 x 51.5	ACCESS CS
052.5318.--		1/300mm	ACCESS CS

⚠ USE ONLY IN CASE OF DOOR WITH BRUSH

schaal - échelle
scale - Maßstab
1/2

D0078432

CS 77

STOLPDEUR BUITENDR. MET SOKKELPROFIEL
PORTE DOUBLE OUVR. VERS L'EXT. AVEC PLINTHE
DOUBLE CASEMENT DOOR OUTWARD OPENING WITH BOTTOM RAIL
STULPFLUEGELTUER AUSS. OEFFN. MIT SOCKELPROFIL

Variant HI / Variante HI / Variant HI / Variante HI

080.9625.07		(2xb1)+(2xb2) +(4xh)	ACCESS CS
080.9231.07		(1xB)+(2xH)	ACCESS CS

Espagnoletslot - Fermeture Espagnolette (*)
Espagnolette lock - Falztreibriegel

		#	☞
061.7151.--		1	ACCESS CS
052.5331.--		2	ACCESS CS
061.7155.--		1	ACCESS CS
061.7154.--		2	ACCESS CS
061.7156.--		1	ACCESS CS
061.7152.--		3	ACCESS CS
052.5308.--		6	ACCESS CS
061.7153.01		1	ACCESS CS
052.5311.--		2	ACCESS CS

of - ou - or - oder

Stangenslot - Serrure a Tige (*)
Bar Lock - Tuertreibriegel

		#	☞
061.7199.--		1	ACCESS CS
of - ou - or - oder 061.7198.--		1	ACCESS CS
050.5011.--		2	ACCESS CS
061.7183.--		2	ACCESS CS
061.7194.--		2	ACCESS CS
061.7192.--		1	ACCESS CS
061.7191.17		2	ACCESS CS
052.5317.--		4	ACCESS CS
061.7153.01		1	ACCESS CS
052.5311.--		2	ACCESS CS

* inbouw zie 13.F.... / Encastrement voire 13.F....
* Embedding see 13.F.... / Einbau siehe 13.F....

** OPTIE / OPTION / OPTIONAL / OPTIE

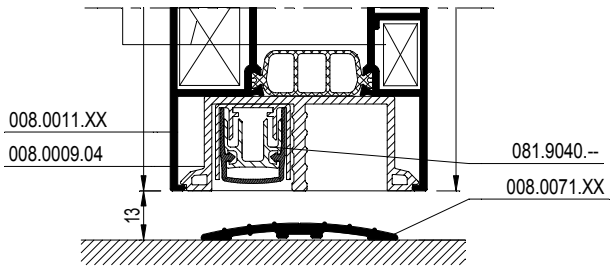

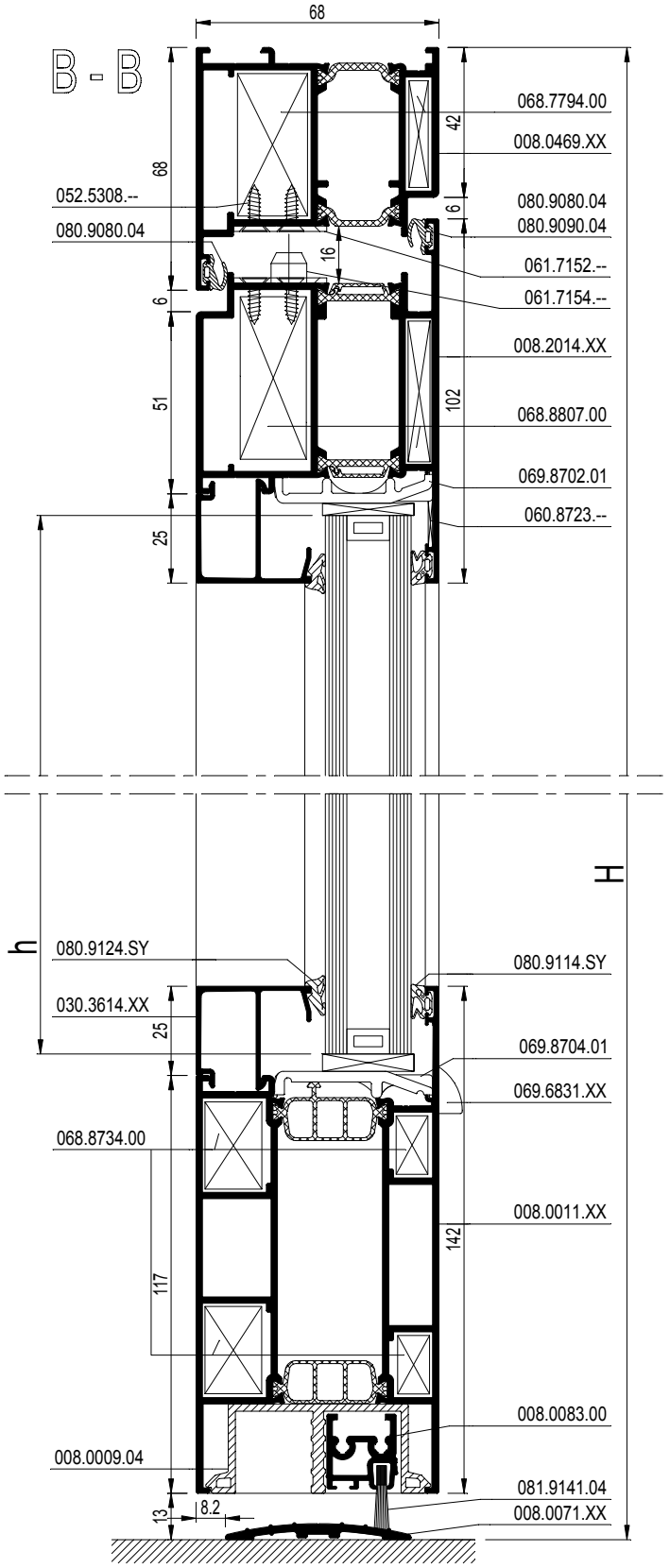

schaal - échelle
scale - Maßstab
1/2

D0078432

CS 77

Z-T DEUR BUITENDRAAIEND MET SOKKELPROFIEL
PORTE Z-T OUVRANT VERS L'EXTERIEUR AVEC PLINTHE
Z-T DOOR OUTWARD OPENING WITH BOTTOM RAIL
Z-T TUER NACH AUSSEN OEFFNEND MIT SOCKELPROFIL

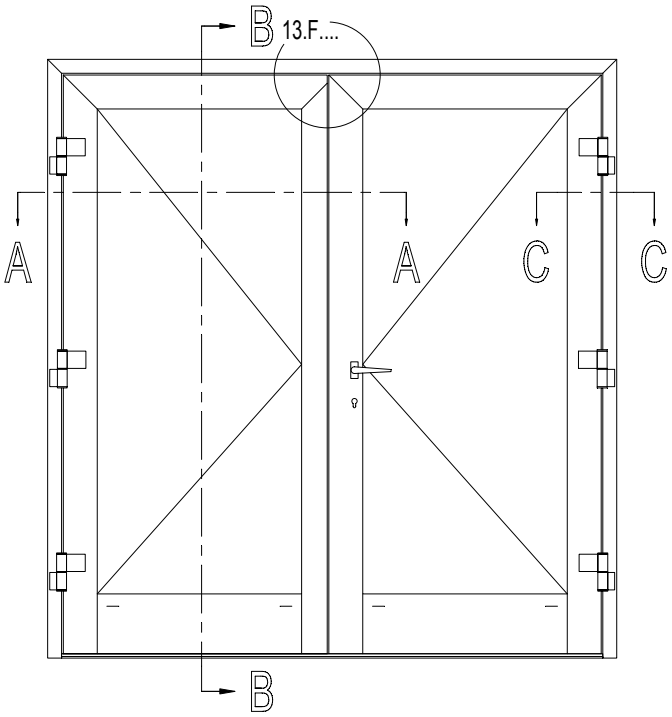

			#	Lm	
008.0009.04			1	B1 - 192	13.C....
			1	B2 - 192	
008.0071.XX			1	B - 118	13.C....

⚠ USE ONLY IN CASE OF DOOR WITH BRUSH

b1 = B1 - 204
b2 = B2 - 204
h = H - 262

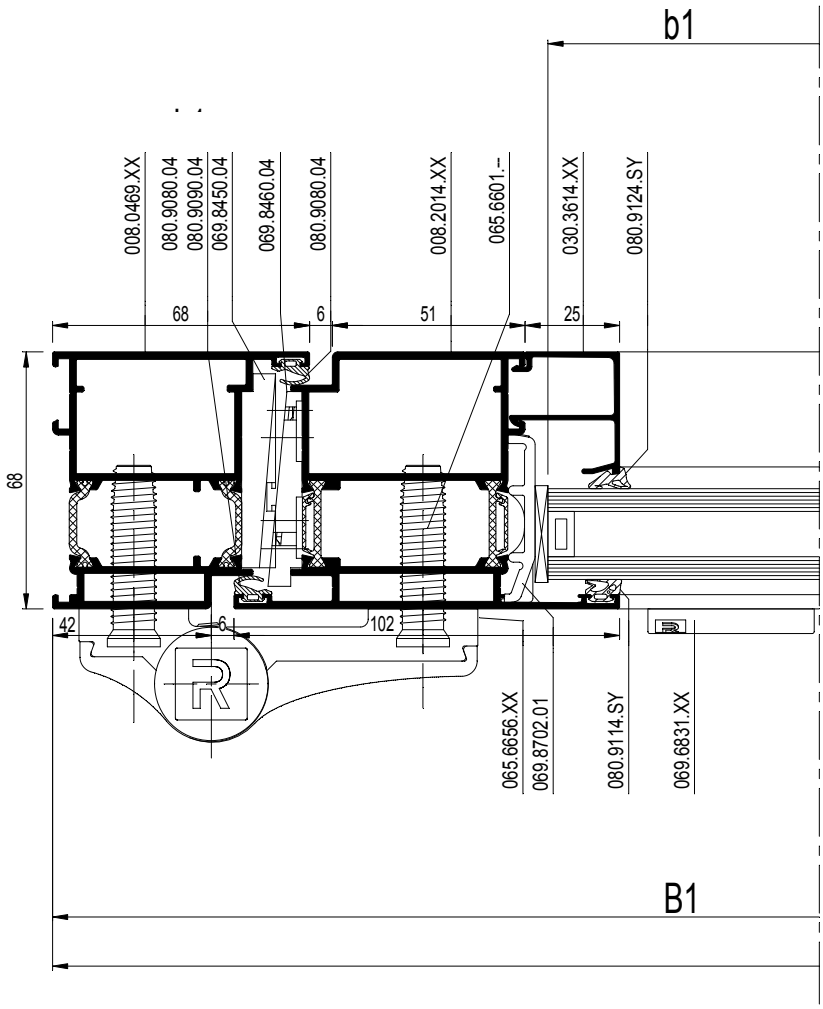

schaal - échelle
scale - Maßstab
1/2

D0078434

CS 77

Z-T DEUR BUITENDRAAIEND MET SOKKELPROFIEL
PORTE Z-T OUVRANT VERS L'EXTERIEUR AVEC PLINTHE
Z-T DOOR OUTWARD OPENING WITH BOTTOM RAIL
Z-T TUER NACH AUSSEN OEFFNEND MIT SOCKELPROFIL

REYNAERS aluminium

		#	Lm	
008.0469.XX		1	B	13.C....
		1	H	
		1	H	
008.2014.XX		1	B1 - 38	13.C....
		1	B2 - 38	
		1	H - 61	
		2	H - 61	
008.2026.XX		1	H - 61	13.C....
008.0011.XX		1	B1 - 192	13.C....
		1	B2 - 192	
030.3614.XX		2	B1 - 192	13.C....
		2	B2 - 192	
		4	H - 305	
008.0083.00 ⚠		1	B1 - 74	13.C....
		1	B2 - 74	

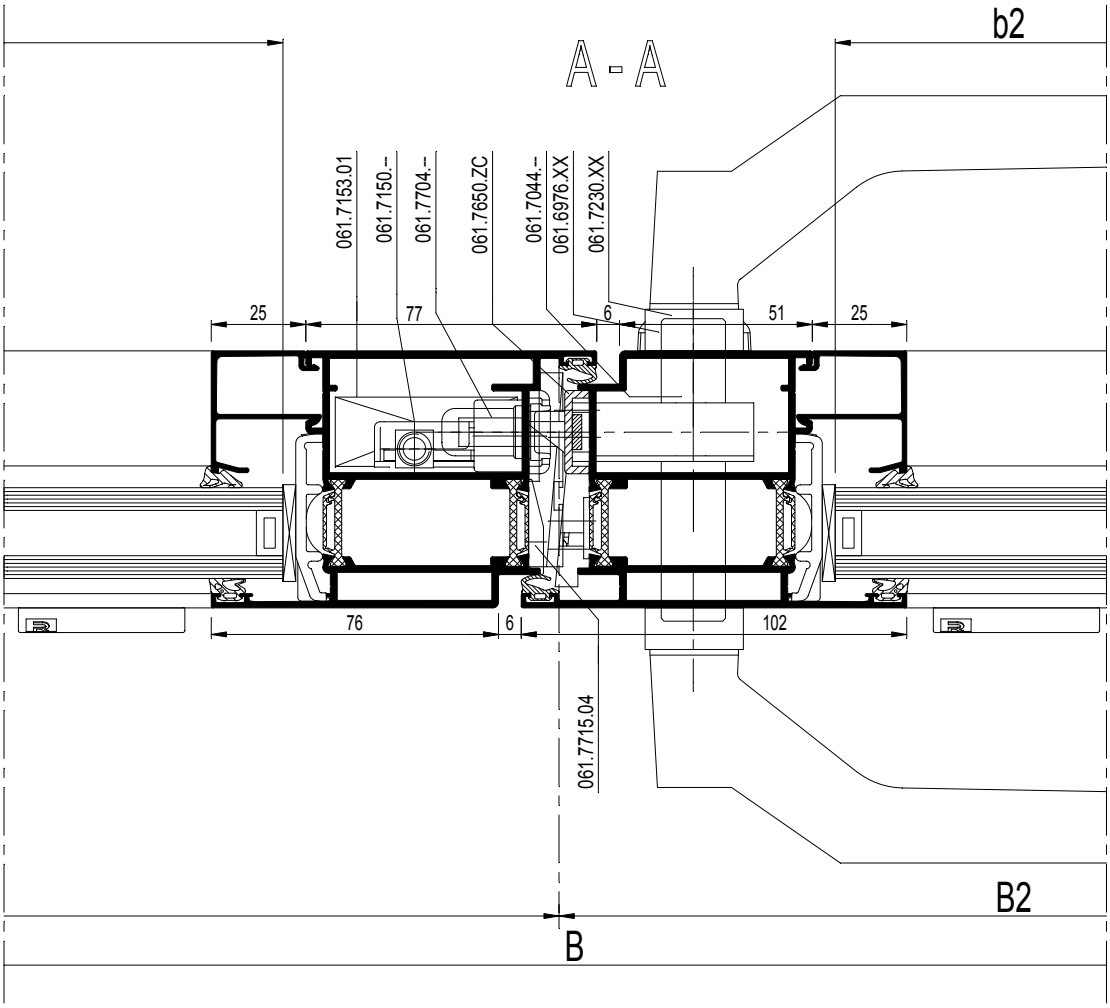

schaal - échelle
scale - Maßstab
1/2

D0078434

CS 77

Z-T DEUR BUITENDRAAIEND MET SOKKELPROFIEL
PORTE Z-T OUVRANT VERS L'EXTERIEUR AVEC PLINTHE
Z-T DOOR OUTWARD OPENING WITH BOTTOM RAIL
Z-T TUER NACH AUSSEN OEFFNEND MIT SOCKELPROFIL

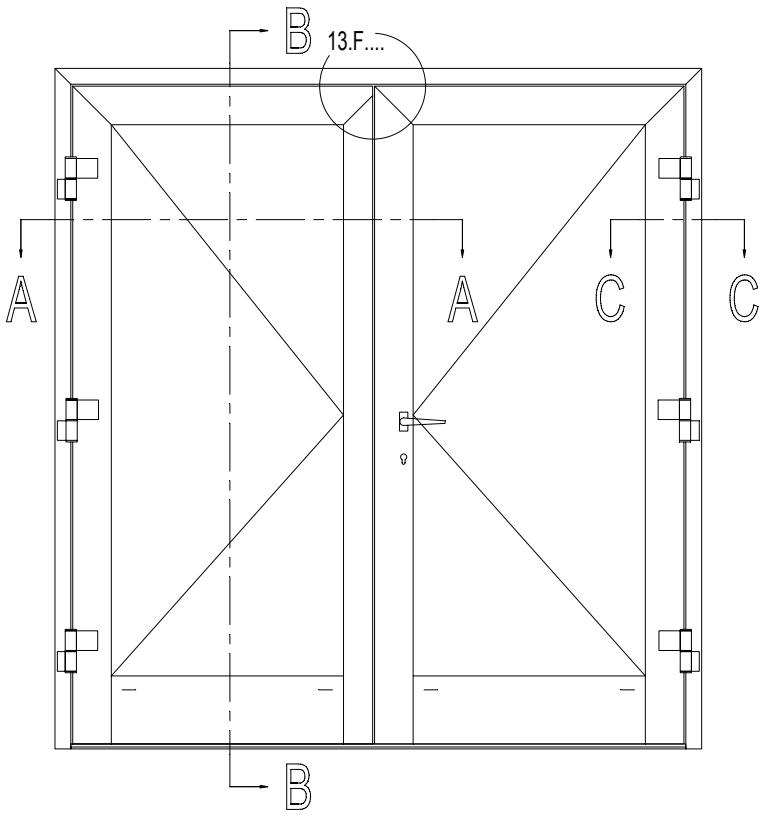

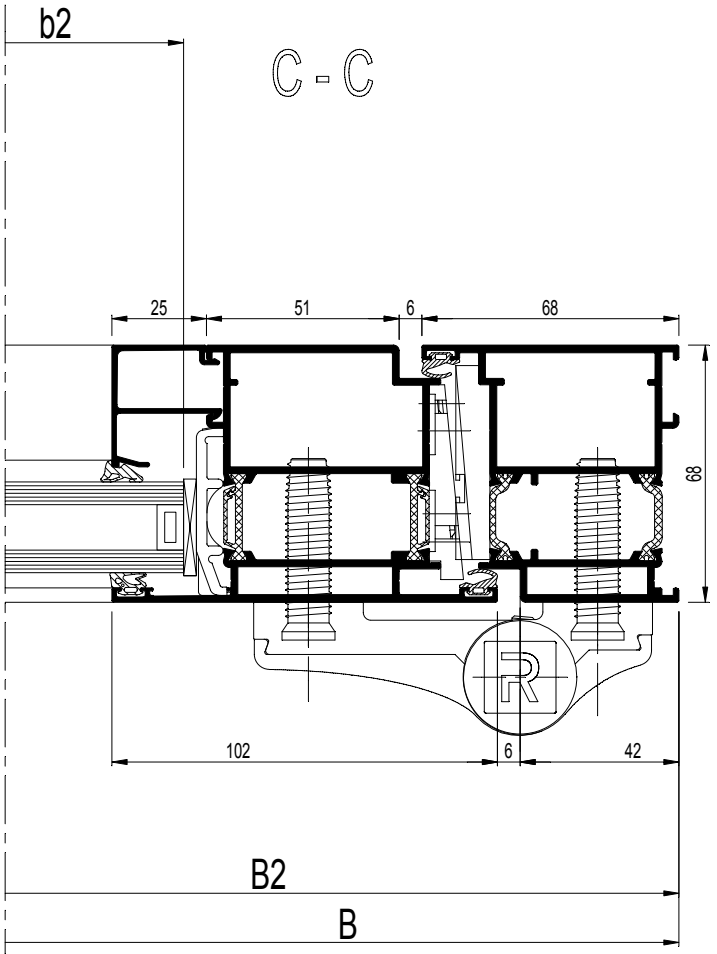

		#	
068.7794.00		2	ACCESS CS
068.7797.00		3	ACCESS CS
069.8807.00		1	ACCESS CS
060.8723.--		4	ACCESS CS
068.8734.00		4	ACCESS CS
068.8688.04		8	ACCESS CS
050.5153.--		8	ACCESS CS
065.6656.XX		13.F....	ACCESS CS
065.6601.--		13.F....	ACCESS CS
061.7650.ZC		1	ACCESS CS
052.5316.--		2	ACCESS CS
061.7045.--		1	ACCESS CS
061.6976.XX		1	ACCESS CS
052.5311.--		2	ACCESS CS
061.7704.--		1	ACCESS CS
052.5316.--		3	ACCESS CS
061.7715.04		1	ACCESS CS
052.5311.--		2	ACCESS CS
061.7230.XX		1	ACCESS CS
050.5161.--		4	ACCESS CS
069.6831.XX		13.F....	ACCESS CS
069.8702.01		13.F....	ACCESS CS
069.8704.01		13.F....	ACCESS CS
069.8512.XX		1	ACCESS CS
069.8453.04		1	ACCESS CS
052.5311.--		4	
069.8460.04		2	ACCESS CS
052.5311.--		8	
080.9080.04		(3xB)+(6xH)	ACCESS CS
080.9090.04		3	ACCESS CS
080.9114.SY		(2xb1)+(2xb2)	ACCESS CS
		+(4xh)	
080.9124.SY		(2xb1)+(2xb2)	ACCESS CS
		+(4xh)	
081.9142.04		13.F....	ACCESS CS
of - ou - or - oder			
081.9040.-- (**)		2	
081.9092.04		16 x 51.5	ACCESS CS

Variant HI / Variante HI / Variant HI / Variante HI

080.9625.07		(2xb1)+(2xb2)	ACCESS CS
		+(4xh)	
080.9231.07		(1xB)+(2xH)	ACCESS CS

⚠ USE ONLY IN CASE OF DOOR WITH BRUSH

schaal - échelle
scale - Maßstab
1/2

D0078435

CS 77

Z-T DEUR BUITENDRAAIEND MET SOKKELPROFIEL
PORTE Z-T OUVRANT VERS L'EXTERIEUR AVEC PLINTHE
Z-T DOOR OUTWARD OPENING WITH BOTTOM RAIL
Z-T TUER NACH AUSSEN OEFFNEND MIT SOCKELPROFIL

REYNAERS aluminium

Espagnoletslot - Fermeture Espagnolette (*)
Espagnolette lock - Falztreibriegel

		#	☞
061.7150.--		1	ACCESS CS
052.5331.--		2	ACCESS CS
061.7155.--		1	ACCESS CS
061.7154.--		2	ACCESS CS
061.7156.--		1	ACCESS CS
061.7152.--		3	ACCESS CS
052.5308.--		6	ACCESS CS
061.7153.01		1	ACCESS CS
052.5311.--		2	ACCESS CS

of - ou - or - oder

Stangenslot - Serrure a Tige (*)
Bar Lock - Tuertreibriegel

		#	☞
061.7199.--		1	ACCESS CS
of - ou - or - oder			
061.7198.--		1	ACCESS CS
050.5011.--		2	ACCESS CS
061.7183.--		2	ACCESS CS
061.7154.--		2	ACCESS CS
061.7192.--		1	ACCESS CS
061.7191.17		2	ACCESS CS
052.5317.--		4	ACCESS CS
061.7153.01		1	ACCESS CS
052.5311.--		2	ACCESS CS

* inbouw zie 13.F.... / Encastrement voire 13.F....
* Embedding see 13.F.... / Einbau siehe 13.F....

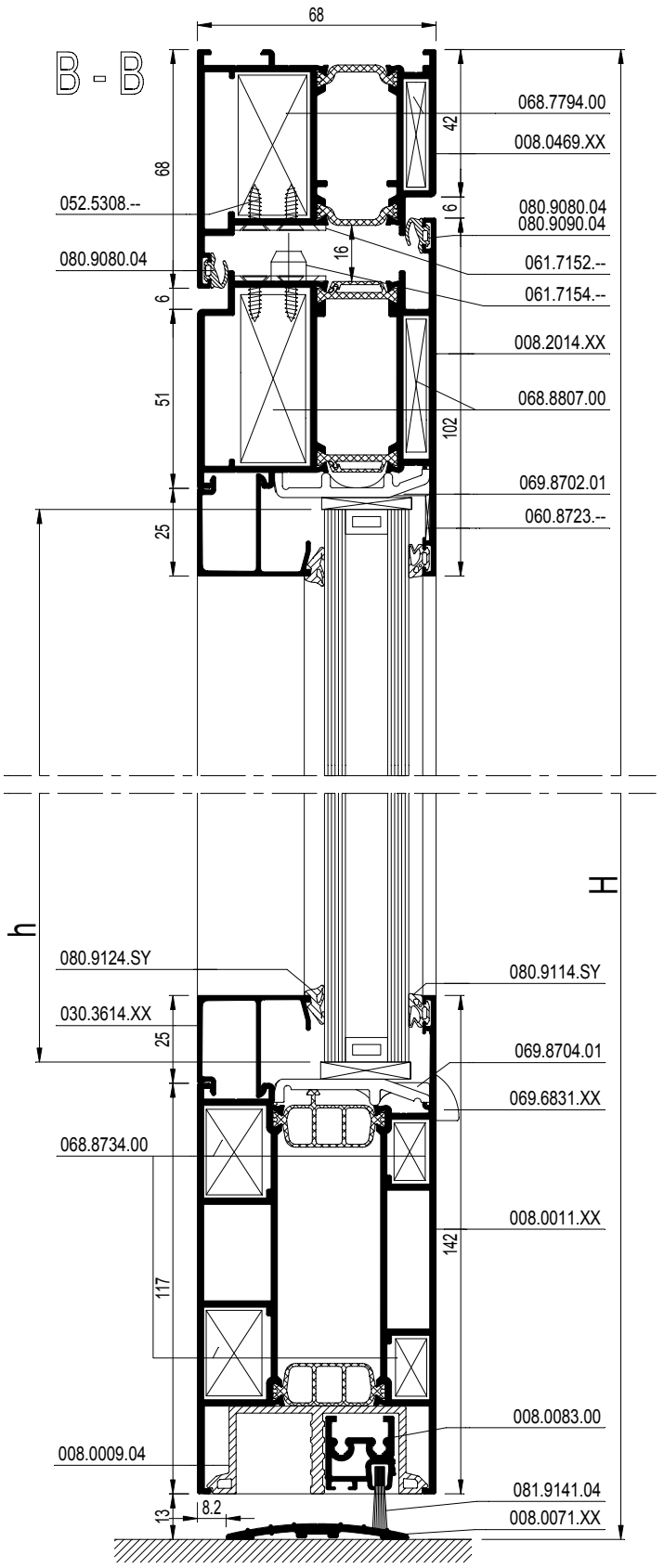

** OPTIE / OPTION / OPTIONAL / OPTIE

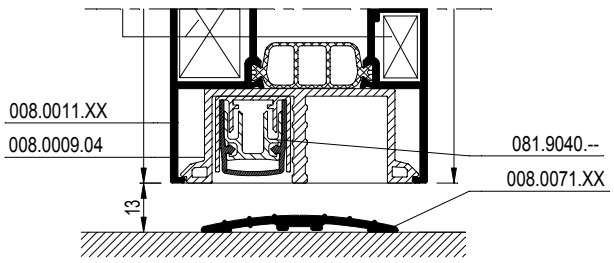

schaal - échelle
scale - Maßstab
1/2

D0078435

CS 77

DEUR BINNENDR. MET T-PROFIEL 'BORSTELAFSLUITING'
PORTE OUVRANT VERS L'INT. AVEC TRAVERSE 'JOINT-BROSSE'
DOOR INWARD OPENING WITH TRANSOM 'BRUSH'
TUER NACH INN. OEFF. MIT SPROSSE 'BUERSTENDICHTUNG'

REYNAERS aluminium

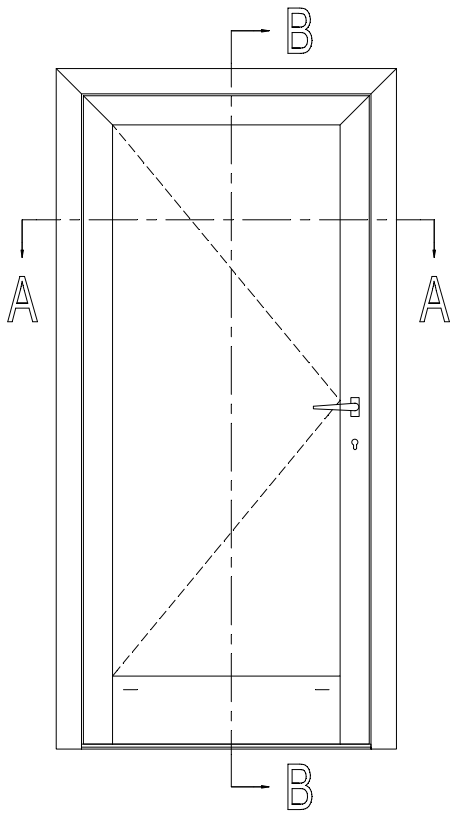

		#	Lm	
008.1898.XX		1	B	13.C....
		1	H	
		1	H	
008.2026.XX		1	B - 96	13.C....
		1	H - 61	
		1	H - 61	
008.3817.XX		1	B - 250	13.C....
030.3614.XX		2	B - 250	13.C....
		2	H - 343	
005.2034.XX		1	B - 250	13.C....
008.0071.XX		1	B - 118	13.C....

Variant HI / Variante HI / Variant HI / Variante HI

080.9625.07		(2xb)+(2xh)	ACCESS CS
080.9231.07		(1xB)+(2xH)	ACCESS CS

b = B - 262
h = H - 305

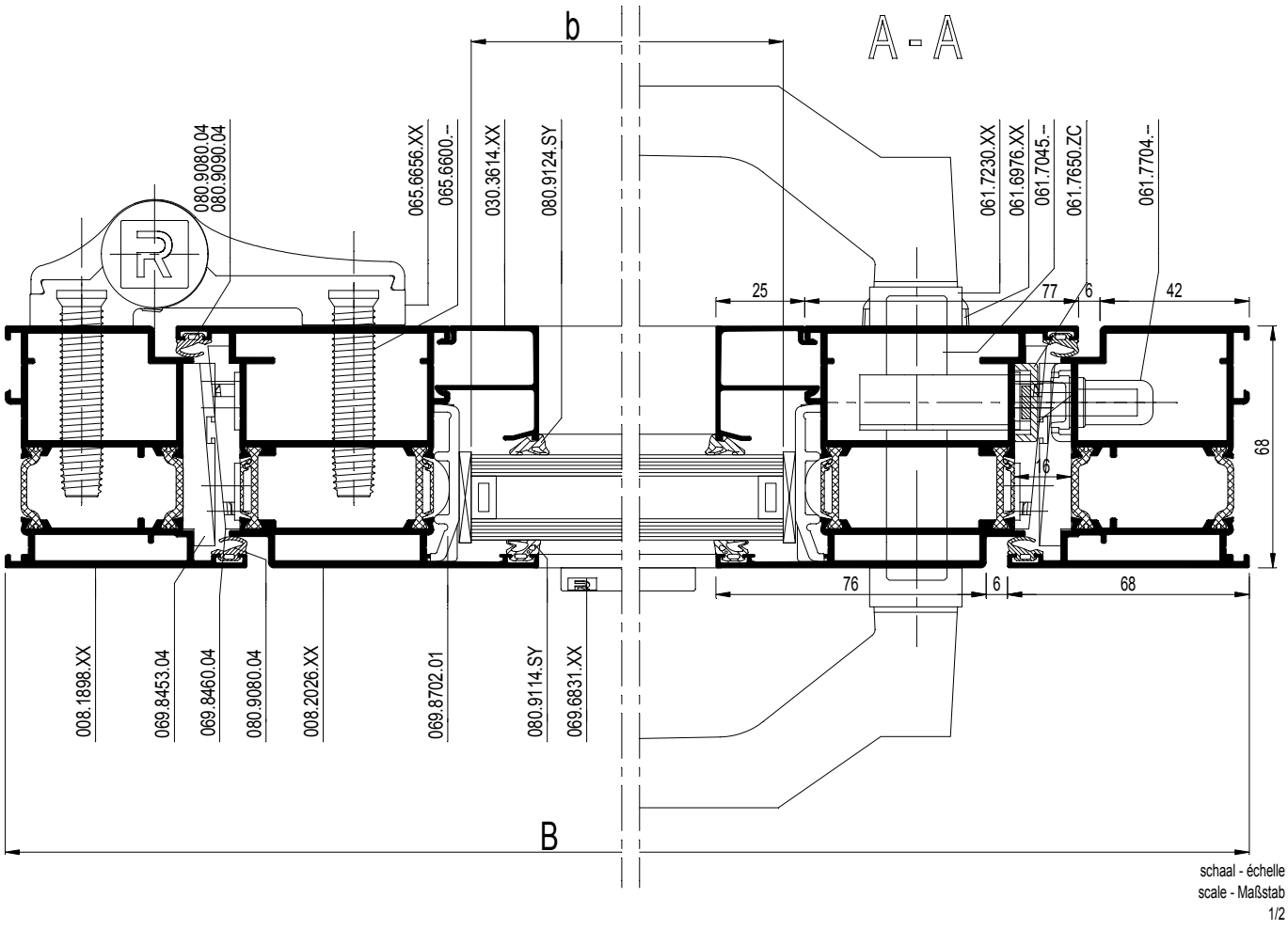

schaal - échelle
scale - Maßstab
1/2

D0075167

CS 77

DEUR BINNENDR. MET T-PROFIEL 'BORSTELAFSLUITING'
PORTE OUVRANT VERS L'INT. AVEC TRAVERSE 'JOINT-BROSSE'
DOOR INWARD OPENING WITH TRANSOM 'BRUSH'
TUER NACH INN. OEFF. MIT SPROSSE 'BUERSTENDICHTUNG'

REYNAERS aluminium

		#	
068.7794.00		2	ACCESS CS
068.7797.00		2	ACCESS CS
060.8723.--		2	ACCESS CS
068.8734.00		2	ACCESS CS
068.8688.04		4	ACCESS CS
050.5153.--		4	ACCESS CS
065.6656.XX		13.F....	ACCESS CS
065.6600.--		13.F....	ACCESS CS
061.7650.ZC	1	1	ACCESS CS
052.5316.--		2	ACCESS CS
061.7704.--		1	ACCESS CS
052.5316.--		3	ACCESS CS
061.7230.XX		1	ACCESS CS
050.5161.--		4	ACCESS CS
061.7045.--		1	ACCESS CS
061.6976.XX		1	ACCESS CS
052.5311.--		2	ACCESS CS
069.6831.XX		13.F....	ACCESS CS
069.8702.01		13.F....	ACCESS CS
069.8704.01		13.F....	ACCESS CS
069.8453.04		1	ACCESS CS
052.5311.--		4	
080.9080.04		(2xB)+(4xH)	ACCESS CS
080.9090.04		2	ACCESS CS
080.9114.SY		(2xb)+(2xh)	ACCESS CS
080.9124.SY		(2xb)+(2xh)	ACCESS CS
052.5317.--		1/300mm	ACCESS CS

069.8460.04		1	ACCESS CS
052.5311.--		4	
081.9092.04		12 x 51.5	ACCESS CS
081.9142.04		13.F....	ACCESS CS

ZIE "VARIANT..." / VOIRE "VARIANTE..."
SEE "VARIANT..." / SIEHE "VARIANTE..."

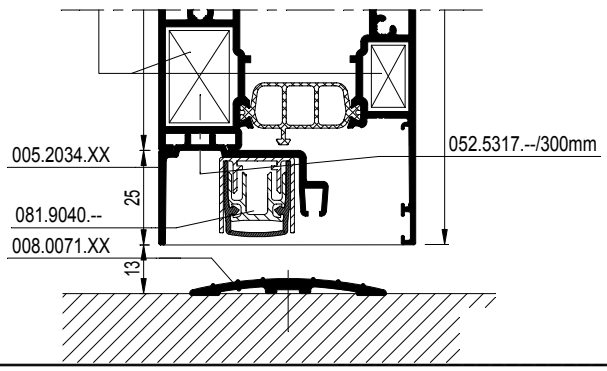

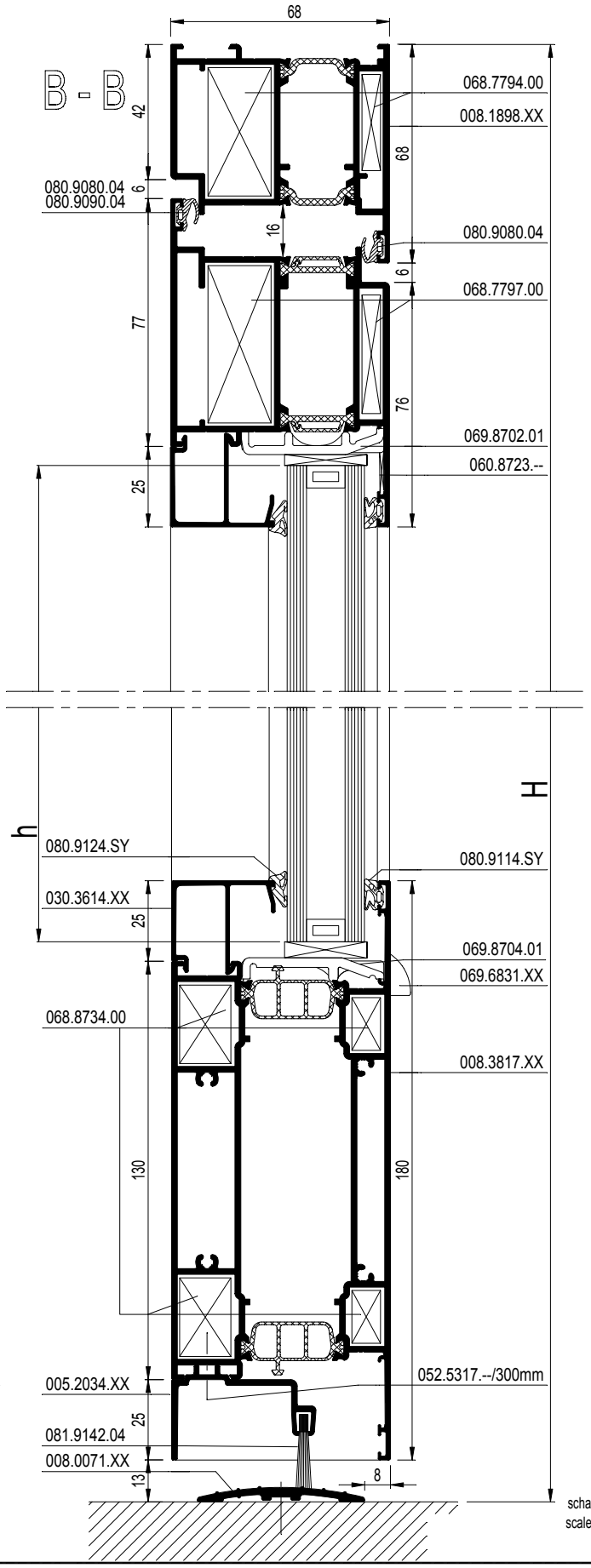

schaal - échelle
scale - Maßstab
1/2

D0075167

CS 77

SAMENG. DEUR BINNENDR. MET T-PROFIEL 'BORSTELAFSLUITING'
PORTE COMP. OUVR. VERS L'INT. AVEC TRAVERSE 'JOINT-BROSSE'
COMBINED DOOR INWARD OPENING 'BRUSH'
KOMB. TUER NACH INN. OEFF. MIT SPROSSE 'BUERSTENDICHT.'

REYNAERS aluminium

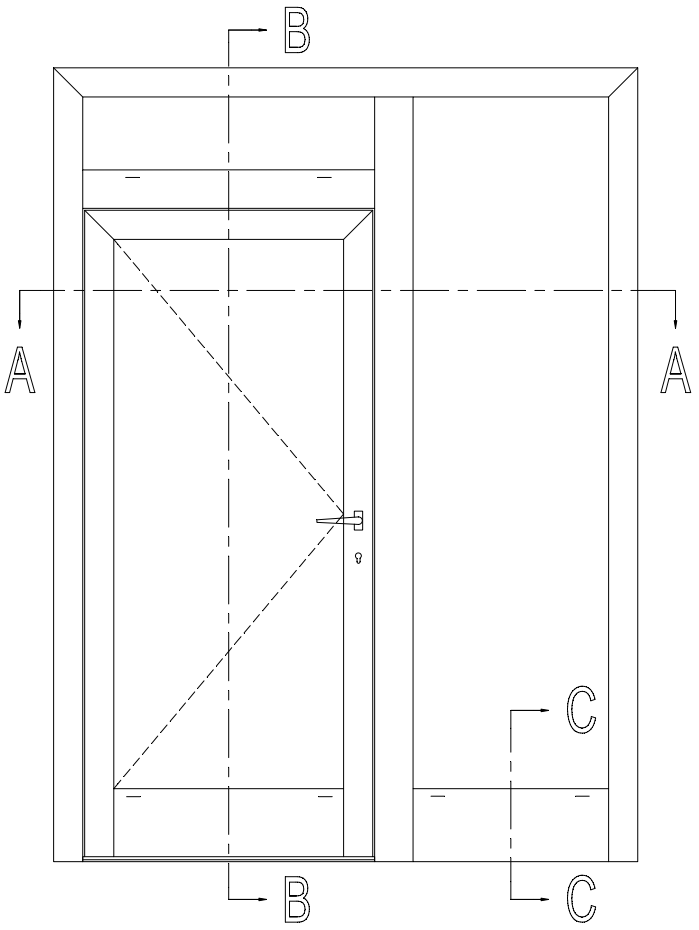

b1 = B1 -256
h1 = H1 - 289
b2 = B2 - 90
h2 = H - 232
b3 = B1 - 90
h3 = H2 - 90

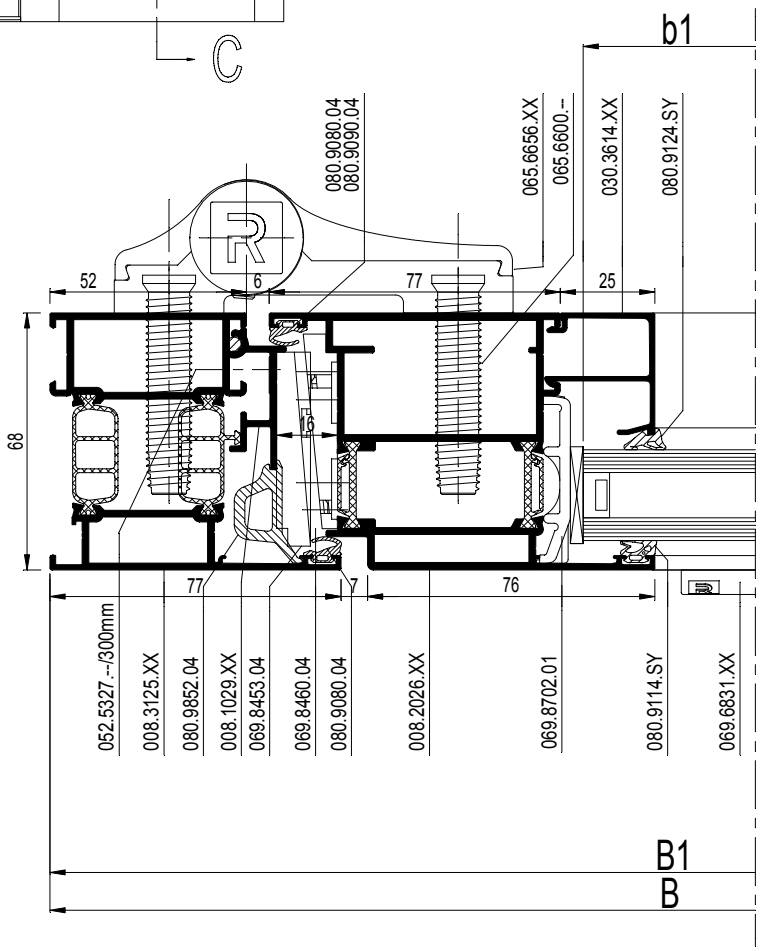

schaal - échelle
scale - Maßstab
1/2

D0075168

CS 77

SAMENG. DEUR BINNENDR. MET T-PROFIEL 'BORSTELAFSLUITING'
PORTE COMP. OUVR. VERS L'INT. AVEC TRAVERSE 'JOINT-BROSSE'
COMBINED DOOR INWARD OPENING 'BRUSH'
KOMB. TUER NACH INN. OEFF. MIT SPROSSE 'BUERSTENDICHT.'

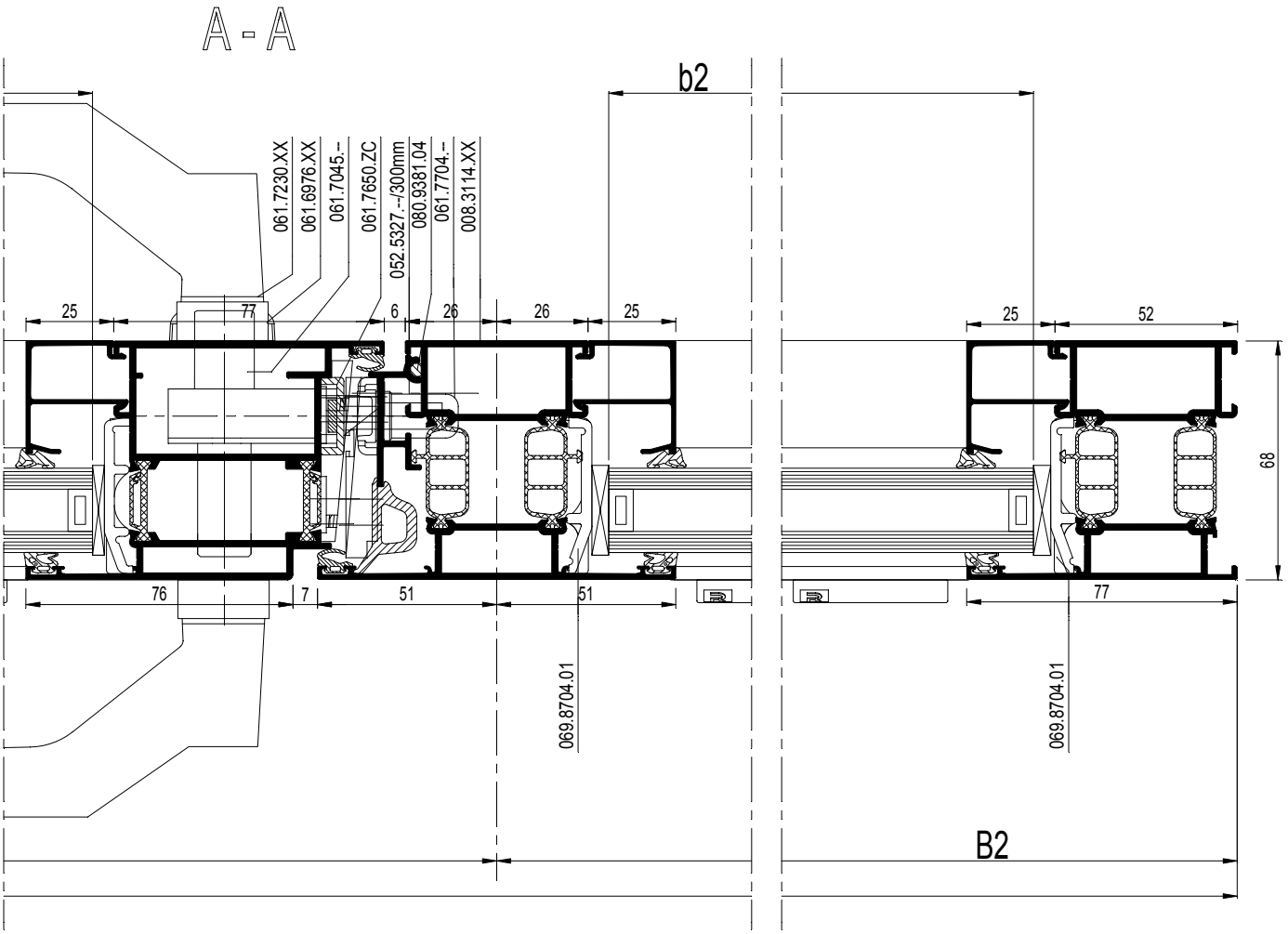

schaal - échelle
scale - Maßstab
1/2

D0075168

CS 77

SAMENG. DEUR BINNENDR. MET T-PROFIEL 'BORSTELAFSLUITING'
PORTE COMP. OUVR. VERS L'INT. AVEC TRAVERSE 'JOINT-BROSSE'
COMBINED DOOR INWARD OPENING 'BRUSH'
KOMB. TUER NACH INN. OEFF. MIT SPROSSE 'BUERSTENDICHT.'

REYNAERS aluminium

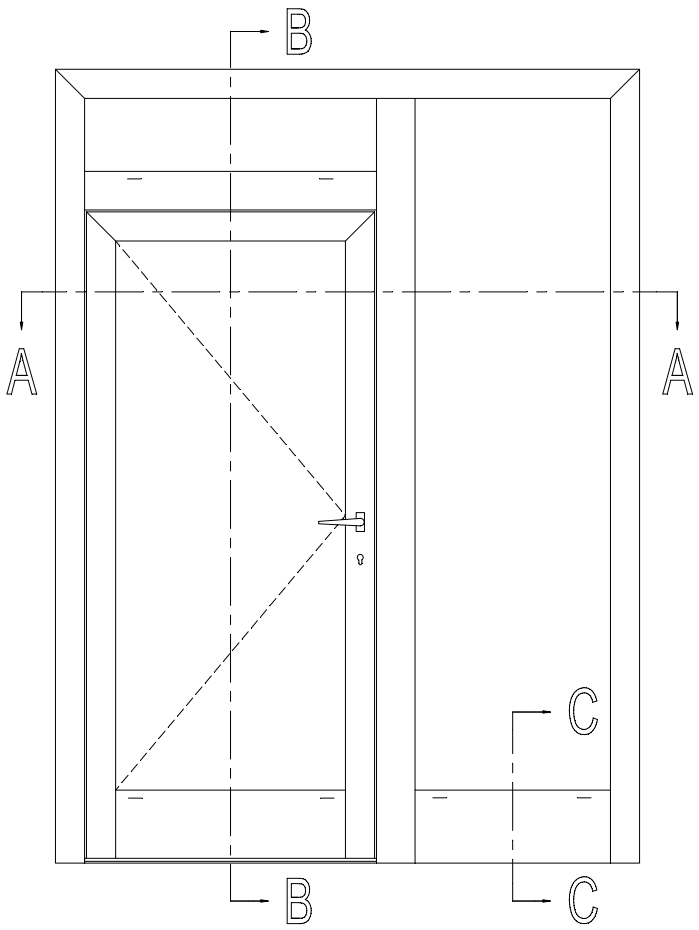

* Variant HI / Variante HI / Variant HI / Variante HI

080.9625.07		(2xb1)+(2xh1)	ACCESS CS
		+(2xb2)+(2xh2)	ACCESS CS
		+(2xb3)+(2xh3)	ACCESS CS
080.9231.07		(1xB)+(2xH)	ACCESS CS

ZIE "VARIANT..." / VOIRE "VARIANTE..."
SEE "VARIANT..." / SIEHE "VARIANTE..."

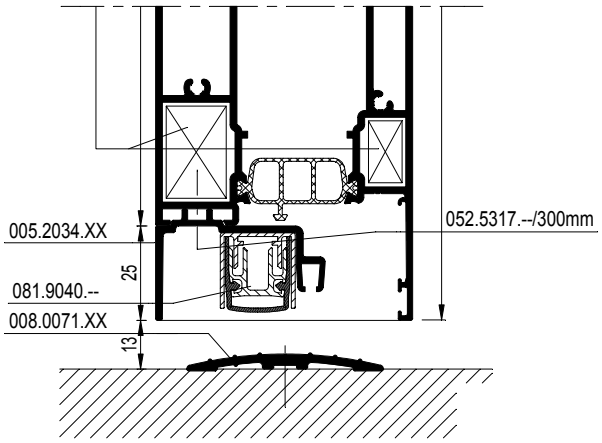

		#	
068.7854.00		2	ACCESS CS
068.7855.00		2	ACCESS CS
068.7797.00		2	ACCESS CS
060.8723.--		4	ACCESS CS
068.8732.00		3	ACCESS CS
068.8682.04		6	ACCESS CS
050.5153.--		6	ACCESS CS
068.8734.00		4	ACCESS CS
068.8682.04		4	ACCESS CS
068.8688.04		4	ACCESS CS
050.5153.--		8	ACCESS CS
065.6656.XX		13.F....	ACCESS CS
065.6600.--		13.F....	ACCESS CS
061.7650.ZC		1	ACCESS CS
052.5316.--		2	ACCESS CS
061.7045.--		1	ACCESS CS
061.6976.XX		1	ACCESS CS
052.5311.--		2	ACCESS CS
061.7704.--		1	ACCESS CS
052.5316.--		3	ACCESS CS
061.7230.XX		1	ACCESS CS
050.5161.--		4	ACCESS CS
069.6831.XX		13.F....	ACCESS CS
069.8702.01		13.F....	ACCESS CS
069.8704.01		13.F....	ACCESS CS
069.8453.04		1	ACCESS CS
052.5311.--		4	
080.9381.04		B1 - 69	ACCESS CS
		2x (H1 - 21.5)	
080.9080.04		(2xB1)+(4xH1)	ACCESS CS
080.9090.04		2	ACCESS CS
080.9114.SY		(2xb1)+(2xh1)	ACCESS CS
		+(2xb2)+(2xh2)	ACCESS CS
		+(2xb3)+(2xh3)	ACCESS CS
080.9124.SY		(2xb1)+(2xh1)	ACCESS CS
		+(2xb2)+(2xh2)	ACCESS CS
		+(2xb3)+(2xh3)	ACCESS CS
080.9852.04		13.F....	ACCESS CS
052.5317.--		1/300mm	ACCESS CS
052.5327.--		1/300mm	ACCESS CS

069.8460.04		1	ACCESS CS
052.5311.--		4	
081.9092.04		12 x 51.5	ACCESS CS
081.9142.04		13.F....	ACCESS CS

schaal - échelle
scale - Maßstab
1/2

D0075169

CS 77

SAMENG. DEUR BINNENDR. MET T-PROFIEL 'BORSTELAFSLUITING'
PORTE COMP. OUVR. VERS L'INT. AVEC TRAVERSE 'JOINT-BROSSE'
COMBINED DOOR INWARD OPENING 'BRUSH'
KOMB. TUER NACH INN. OEFF. MIT SPROSSE 'BUERSTENDICHT.'

REYNAERS aluminium

		#	Lm	
008.3125.XX		1	B	13.C....
		1	H	
		1	H	
008.2026.XX		1	H1 - 45	13.C....
		1	H1 - 45	
		1	B1 - 90	
008.1029.XX		1	H1 - 21.5	13.C....
		1	H1 - 21.5	
		1	B1 - 69	
008.3114.XX		1	H - 52	13.C....
		1	B1 - 78	
008.3847.XX		1	B2 - 78	13.C....
008.3817.XX		1	B1 - 244	13.C....
005.2034.XX		1	B1 - 244	13.C....
008.0071.XX		1	B1 - 112	13.C....
030.3614.XX		2	B1 - 244	13.C....
		2	H1 - 327	
		2	B1 - 78	
		2	H2 - 128	
		2	B2 - 78	
		2	H - 270	
005.0535.XX		1	B2 - 78	13.C....

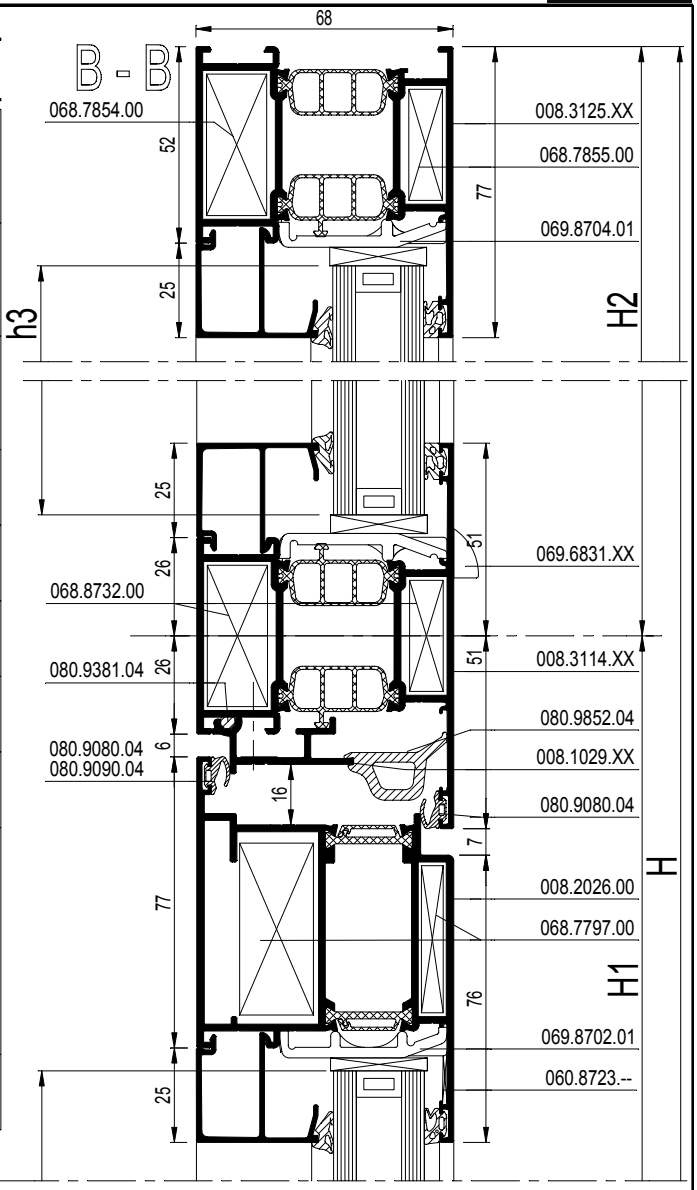

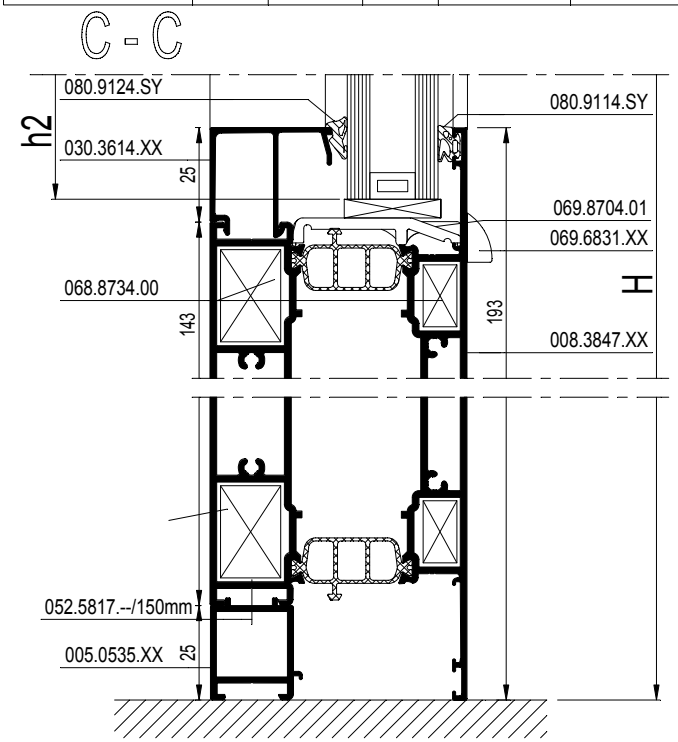

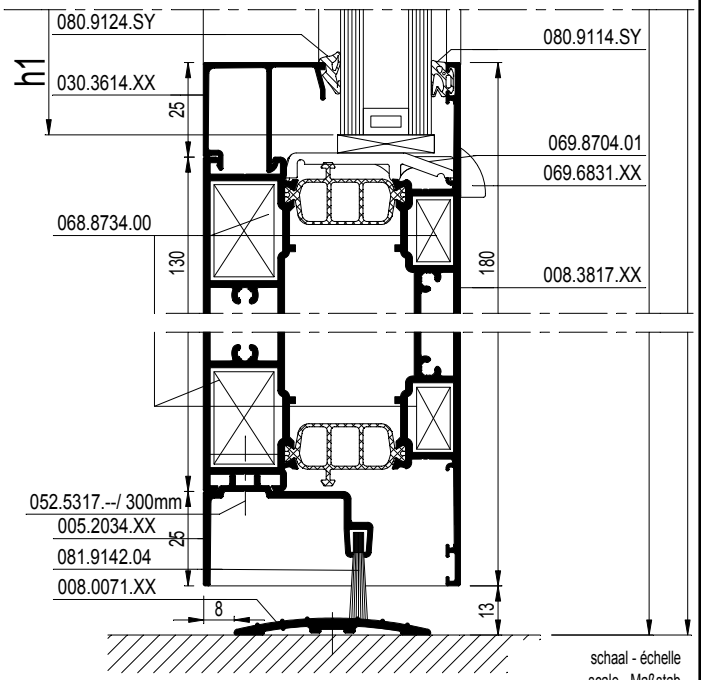

schaal - échelle
scale - Maßstab
1/2

D0075169

CS 77

STOLPDEUR BINNENDRAAIEND MET T-PROFIEL 'BORSTELAFSLUITING'
PORTE DBL. OUVR. VERS L'INT. AVEC TRAVERSE 'JOINT-BROSSE'
DOUBLE CASEMENT DOOR INW. OPEN. WITH TRANSOM 'BRUSH'
STULPFL. TUER NACH INN. OEFF. MIT SPROSSE 'BUERSTEND.'

REYNAERS aluminium

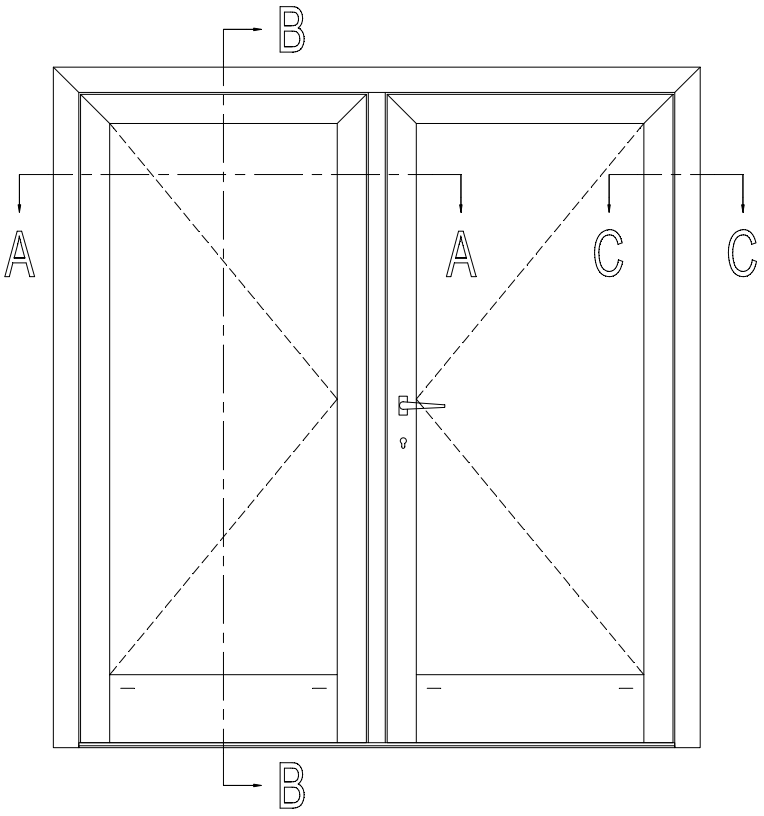

b1 = B1 - 217
b2 = B2 - 217
h = H - 305

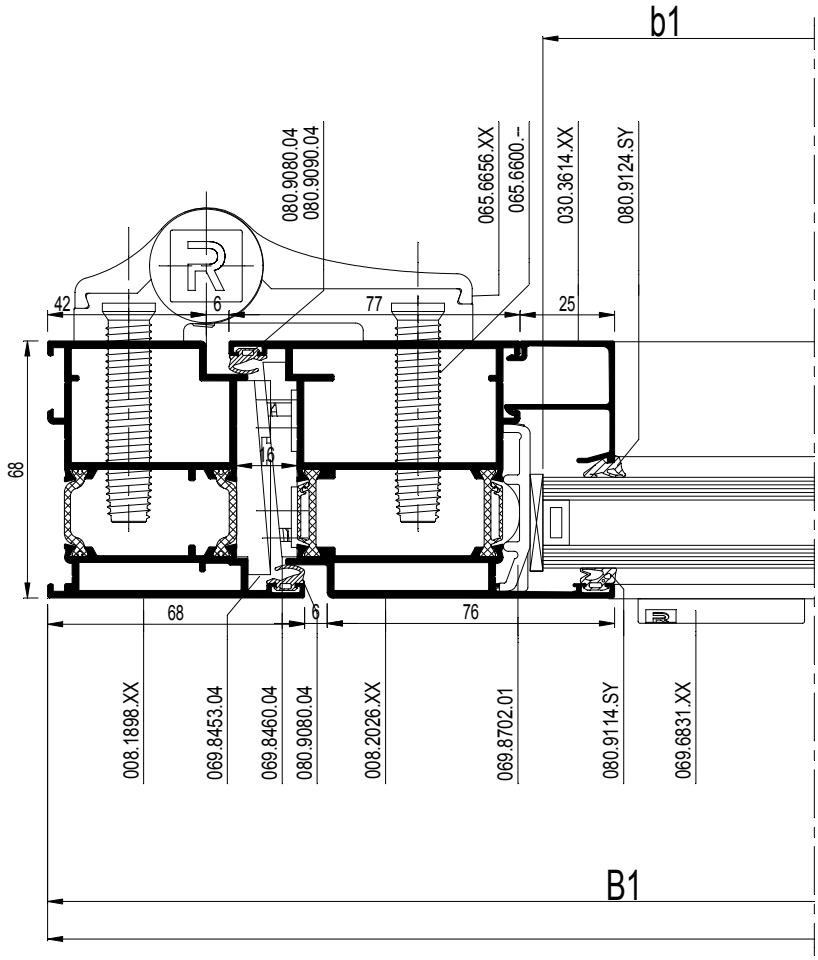

schaal - échelle
scale - Maßstab
1/2

D0075170

Werktekeningen
Coupes et débits
Work drawings
Werkzeichnungen

CS 77

STOLPDEUR BINNENDRAAIEND MET T-PROFIEL 'BORSTELAFSLUITING'
PORTE DBL. OUVR. VERS L'INT. AVEC TRAVERSE 'JOINT-BROSSE'
DOUBLE CASEMENT DOOR INW. OPEN. WITH TRANSOM 'BRUSH'
STULPFL. TUER NACH INN. OEFF. MIT SPROSSE 'BUERSTEND.'

REYNAERS aluminium

		#	Lm	
008.1898.XX		1	B	13.C....
		1	H	
		1	H	
008.2026.XX		1	B1 - 51	13.C....
		1	B2 - 51	
		2	H - 61	
		2	H - 61	
008.2015.XX		1	H - 82	13.C....
008.3817.XX		1	B1 - 205	13.C....
		1	B1 - 205	
005.2034.XX		1	B1 - 205	13.C....
		1	B2 - 205	
008.0071.XX		1	B - 118	13.C....
030.3614.XX		2	B1 - 205	13.C....
		2	B2 - 205	
		4	H - 343	

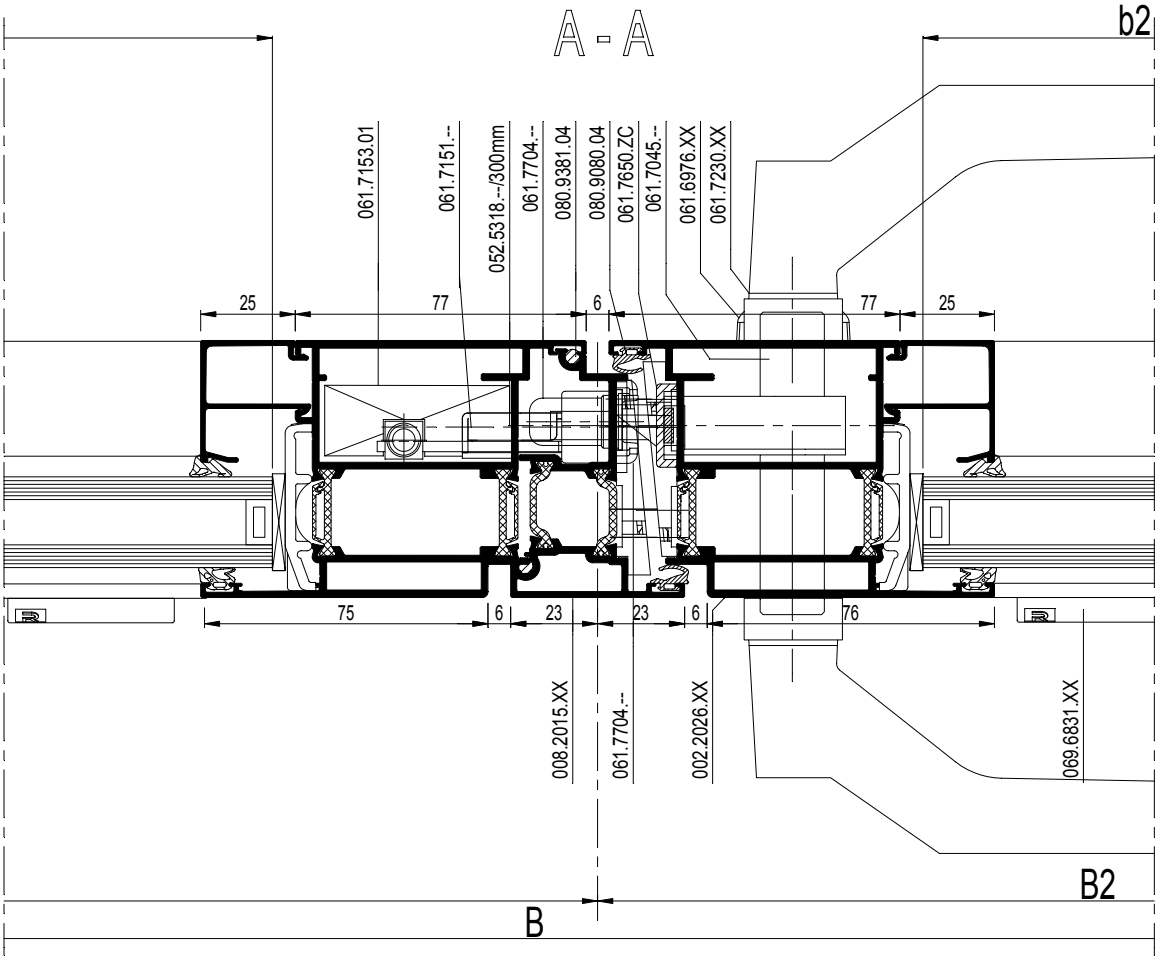

schaal - échelle
scale - Maßstab
1/2

D0075170

CS 77

STOLPDEUR BINNENDRAAIEND MET T-PROFIEL 'BORSTELAFSLUITING'
PORTE DBL. OUVR. VERS L'INT. AVEC TRAVERSE 'JOINT-BROSSE'
DOUBLE CASEMENT DOOR INW. OPEN. WITH TRANSOM 'BRUSH'
STULPFL. TUER NACH INN. OEFF. MIT SPROSSE 'BUERSTEND.'

REYNAERS aluminium

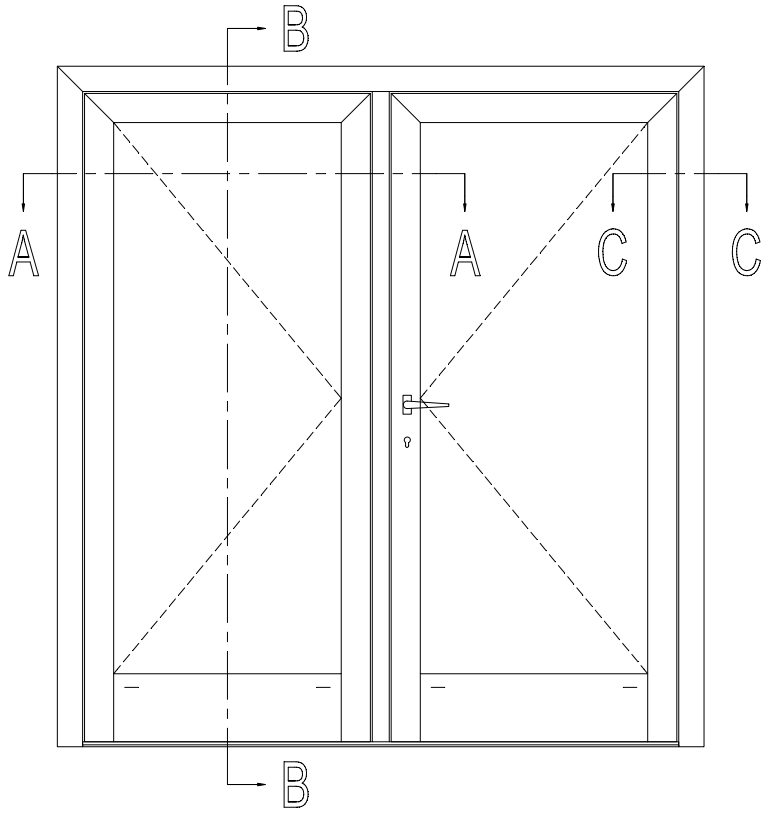

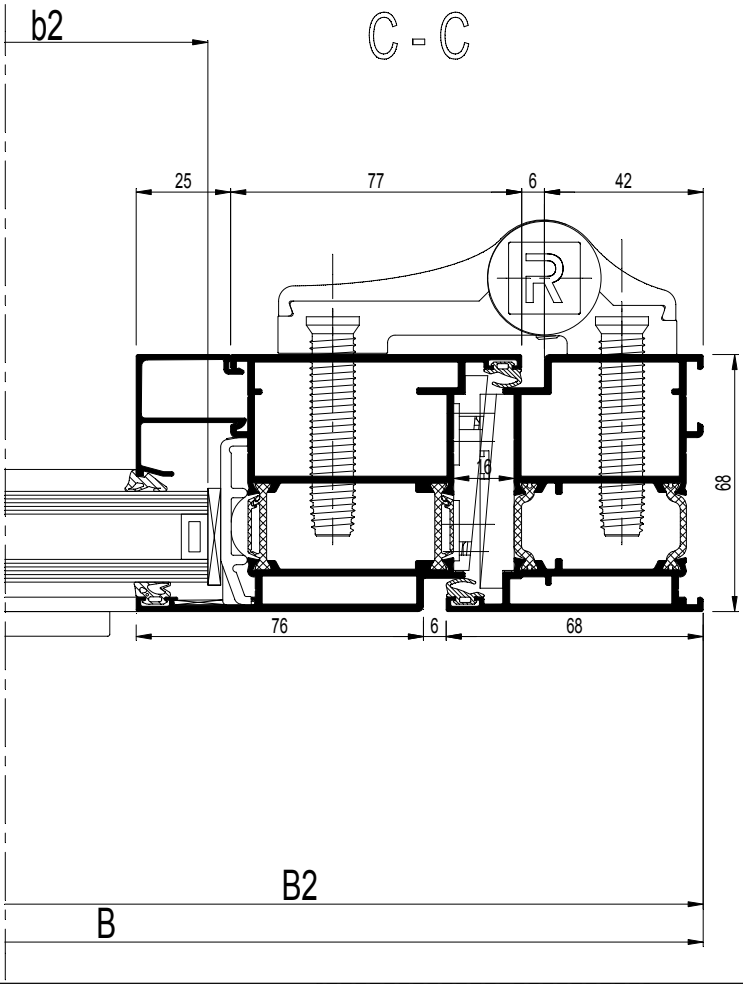

		#	
068.7794.00		2	ACCESS CS
068.7797.00		3	ACCESS CS
068.8807.00		1	ACCESS CS
060.8723.--		4	ACCESS CS
068.8734.00		4	ACCESS CS
068.8688.04		8	ACCESS CS
050.5153.--		8	ACCESS CS
065.6656.XX		13.F....	ACCESS CS
065.6600.--		13.F....	ACCESS CS
061.7650.ZC		1	ACCESS CS
052.5316.--		2	ACCESS CS
061.7045.--		1	ACCESS CS
061.6976.XX		1	ACCESS CS
052.5311.--		2	ACCESS CS
061.7704.--		1	ACCESS CS
052.5316.--		3	ACCESS CS
061.7230.XX		1	ACCESS CS
050.5161.--		4	ACCESS CS
069.6831.XX		13.F....	ACCESS CS
069.8702.01		13.F....	ACCESS CS
069.8704.01		13.F....	ACCESS CS
069.8647.04		1	ACCESS CS
052.5311.--		1	
069.8453.04		1	ACCESS CS
052.5311.--		4	
080.9381.04		2x(H-117)	ACCESS CS
080.9080.04		(2xB)+(6xH)	ACCESS CS
080.9090.04		3	ACCESS CS
080.9114.SY		(2xb1)+(2xb2)	ACCESS CS
		+(4xh)	
080.9124.SY		(2xb1)+(2xb2)	ACCESS CS
		+(4xh)	
052.5317.--		1/300mm	ACCESS CS
052.5318.--		1/300mm	ACCESS CS

069.8460.04		2	ACCESS CS
052.5311.--		8	
081.9092.04		16 x 51.5	ACCESS CS
081.9142.04		13.F....	ACCESS CS

Variant HI / Variante HI / Variant HI / Variante HI

080.9625.07		(2xb1)+(2xb2)	ACCESS CS
		+(4xh)	
080.9231.07		(1xB)+(2xH)	ACCESS CS

schaal - échelle
scale - Maßstab
1/2

D0075171

CS 77

STOLPDEUR BINNENDRAAIEND MET T-PROFIEL 'BORSTELAFSLUITING'
PORTE DBL. OUVR. VERS L'INT. AVEC TRAVERSE 'JOINT-BROSSE'
DOUBLE CASEMENT DOOR INW. OPEN. WITH TRANSOM 'BRUSH'
STULPFL. TUER NACH INN. OEFF. MIT SPROSSE 'BUERSTEND.'

REYNAERS aluminium

Espagnoletslot - Fermeture Espagnolette (*)
Espagnolette lock - Falztreibriegel

		#	☞
061.7151.--		1	ACCESS CS
052.5331.--		2	ACCESS CS
061.7155.--		1	ACCESS CS
061.7154.--		2	ACCESS CS
061.7156.--		1	ACCESS CS
061.7152.--		4	ACCESS CS
052.5308.--		6	ACCESS CS
061.7153.01		1	ACCESS CS
052.5311.--		2	ACCESS CS

of - ou - or - oder

Stangenslot - Serrure a Tige (*)
Bar Lock - Tuertreibriegel

		#	☞
061.7199.--		1	ACCESS CS
of - ou - or - oder			
061.7198.--		1	ACCESS CS
050.5011.--		2	ACCESS CS
061.7183.--		2	ACCESS CS
061.7154.--		2	ACCESS CS
061.7192.--		1	ACCESS CS
061.7191.17		2	ACCESS CS
052.5317.--		4	ACCESS CS
061.7153.01		1	ACCESS CS
052.5317.--		2	ACCESS CS

* inbouw zie 13.F.... / Encastrement voire 13.F....
* Embedding see 13.F.... / Einbau siehe 13.F....

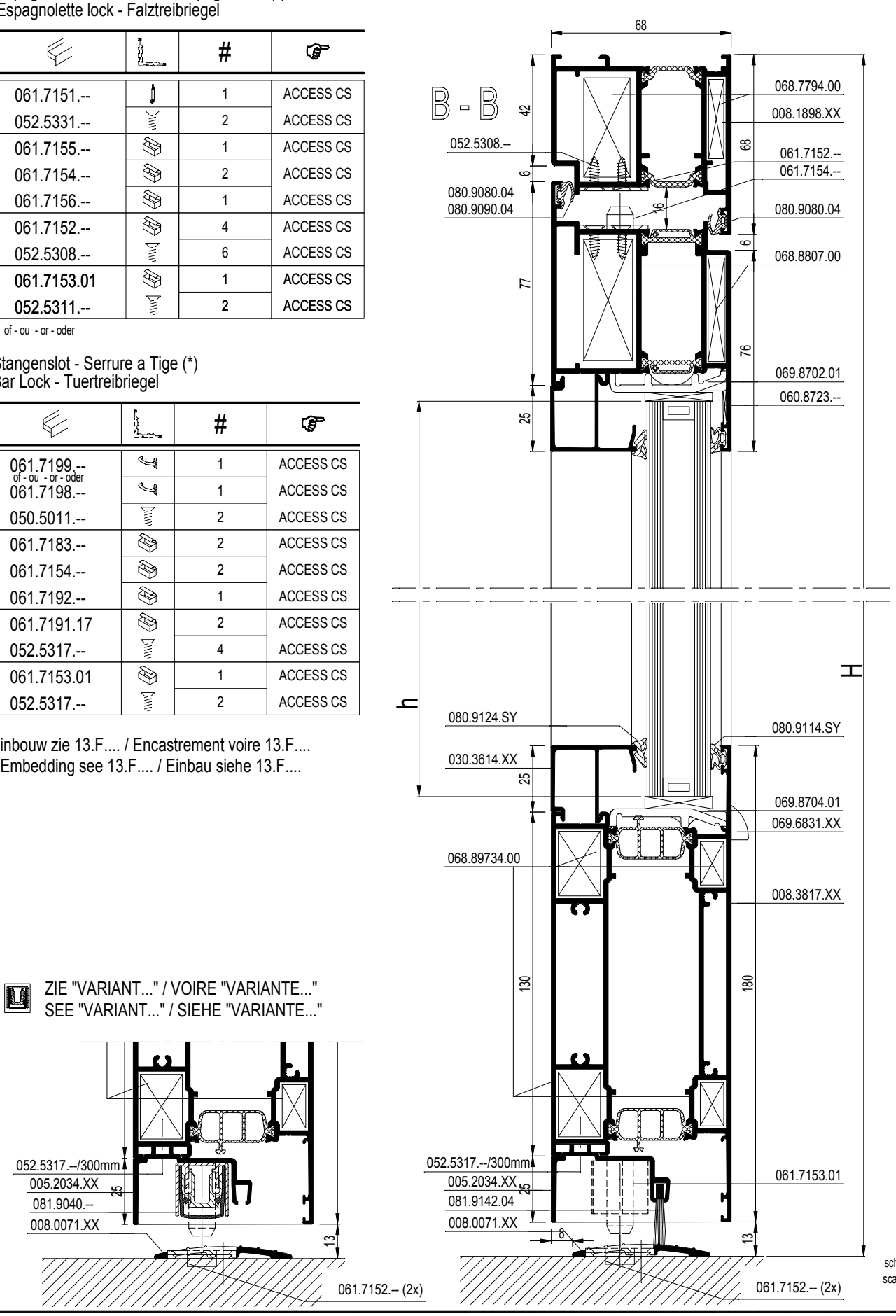

ZIE "VARIANT..." / VOIRE "VARIANTE..."
SEE "VARIANT..." / SIEHE "VARIANTE..."

schaal - échelle
scale - Maßstab
1/2

D0075171

CS 77

Z-T DEUR BINNENDR. MET T-PROFIEL 'BORSTELAFSLUITING'
PORTE Z-T OUVR. VERS L'INT. AVEC TRAVERSE 'JOINT-BROSSE'
Z-T DOOR INWARD OPENING WITH TRANSOM 'BRUSH'
Z-T TUER NACH INN. OEFF. MIT SPROSSE 'BUERSTENDICHT.'

REYNAERS aluminium

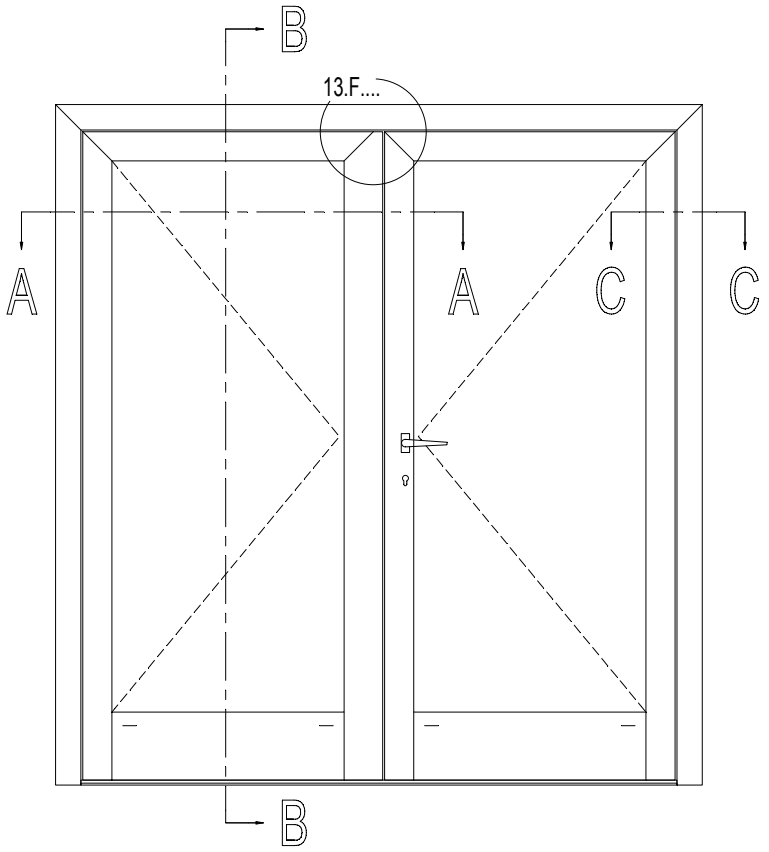

b1 = B1 - 204
b2 = B2 - 204
h = H - 305

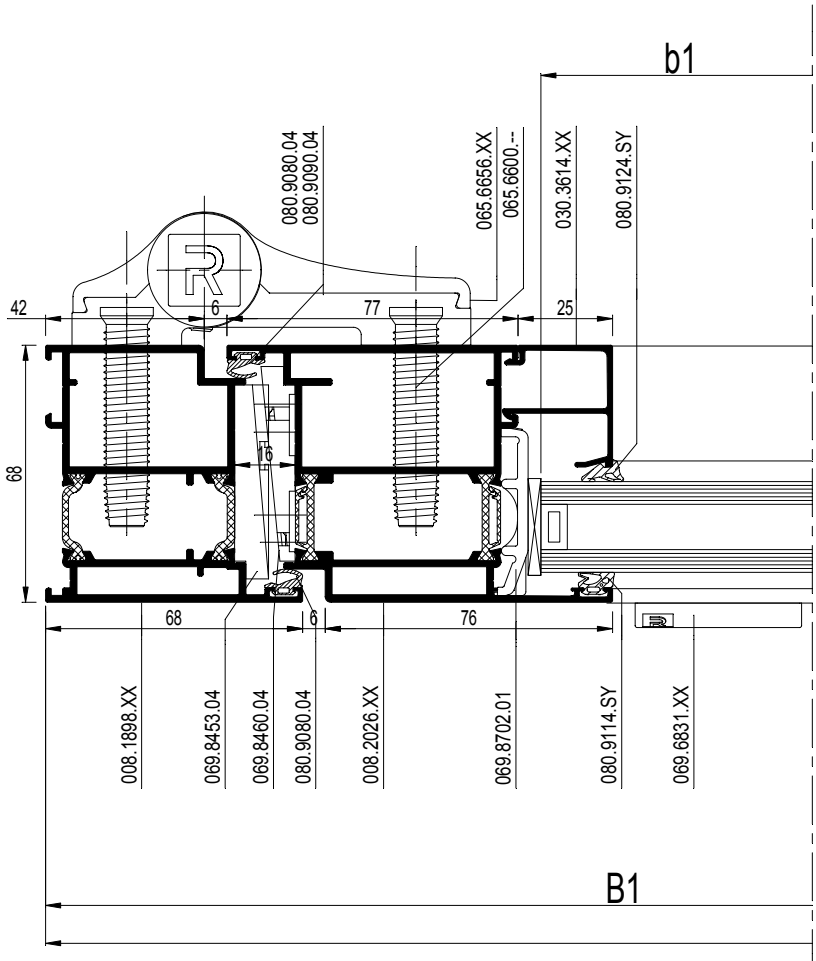

schaal - échelle
scale - Maßstab
1/2

D0075173

CS 77

Z-T DEUR BINNENDR. MET T-PROFIEL 'BORSTELAFSLUITING'
PORTE Z-T OUVR. VERS L'INT. AVEC TRAVERSE 'JOINT-BROSSE'
Z-T DOOR INWARD OPENING WITH TRANSOM 'BRUSH'
Z-T TUER NACH INN. OEFF. MIT SPROSSE 'BUERSTENDICHT.'

REYNAERS aluminium

			#	Lm	
008.1898.XX			1	B	13.C....
			1	H	
			1	H	
008.2026.XX			1	B1 - 38	13.C....
			1	B2 - 38	
			1	H - 61	
			2	H - 61	
008.2014.XX			1	H - 61	13.C....
008.3817.XX			1	B1 - 192	13.C....
			1	B2 - 192	
005.2034.XX			1	B1 - 192	13.C....
			1	B1 - 192	
008.0071.XX			1	B - 118	13.C....
030.3614.XX			2	B1 - 192	13.C....
			2	B2 - 192	
			4	H - 343	

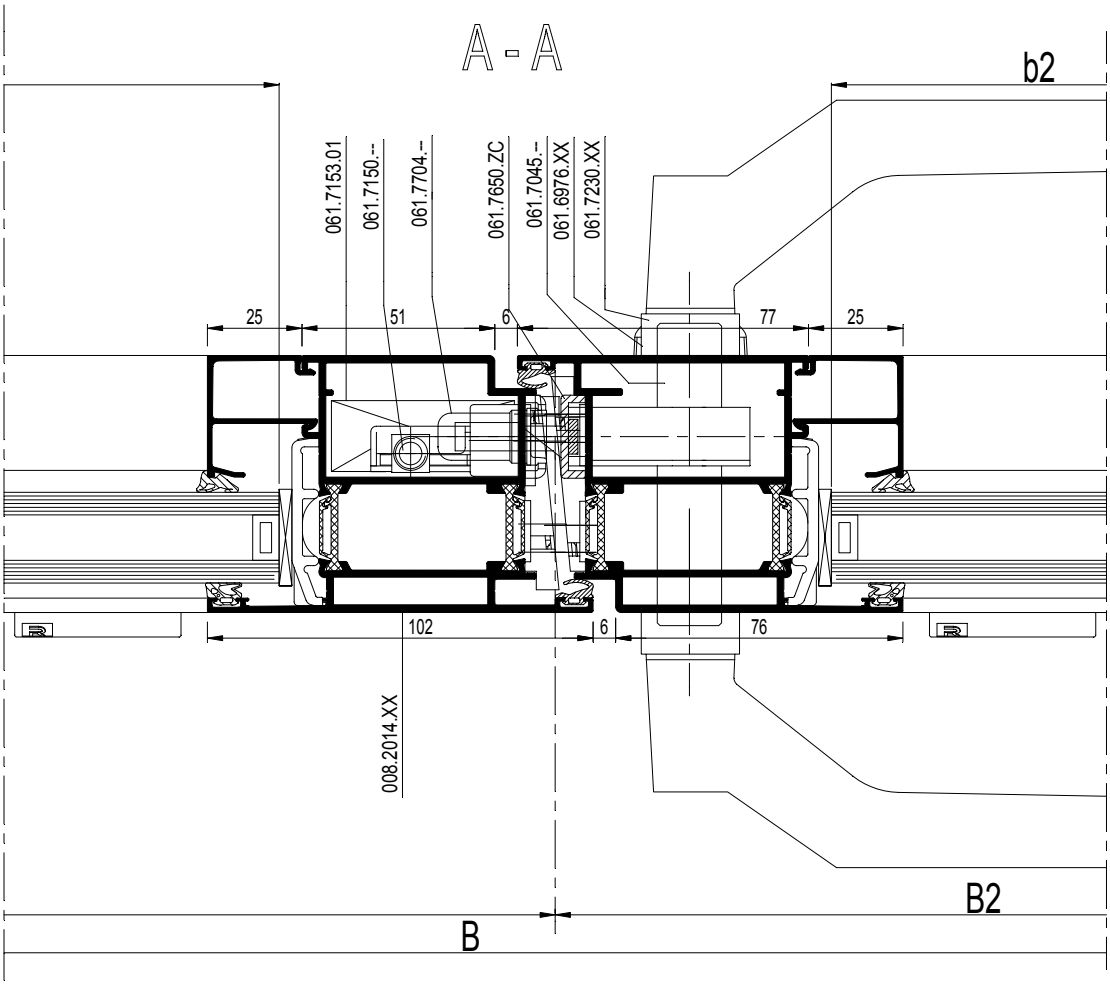

schaal - échelle
scale - Maßstab
1/2

D0075173

CS 77

Z-T DEUR BINNENDR. MET T-PROFIEL 'BORSTELAFSLUITING'
PORTE Z-T OUVR. VERS L'INT. AVEC TRAVERSE 'JOINT-BROSSE'
Z-T DOOR INWARD OPENING WITH TRANSOM 'BRUSH'
Z-T TUER NACH INN. OEFF. MIT SPROSSE 'BUERSTENDICHT.'

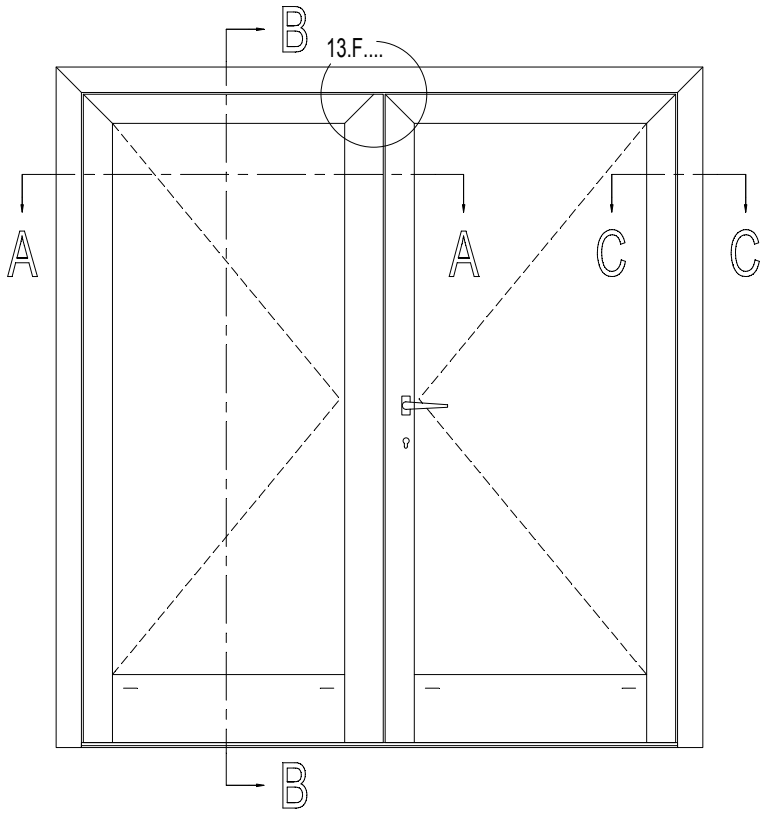

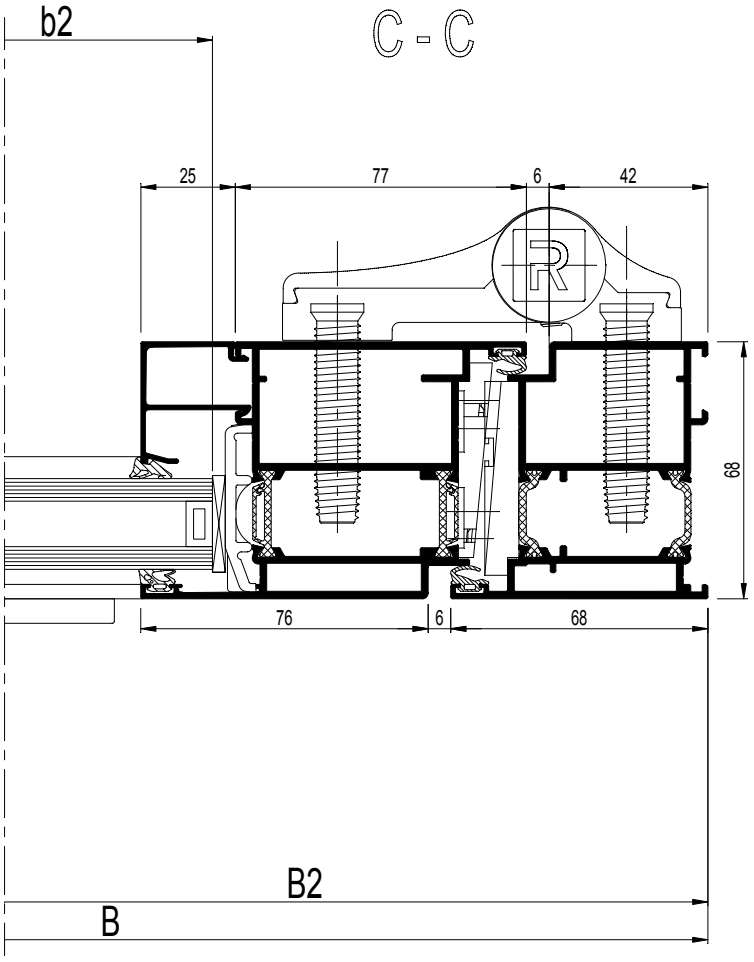

Espagnoletslot - Fermeture Espagnolette (*)
Espagnolette lock - Falztreibriegel

		#	☞
061.7150.--		1	ACCESS CS
052.5331.--		2	ACCESS CS
061.7155.--		1	ACCESS CS
061.7154.--		2	ACCESS CS
061.7156.--		1	ACCESS CS
061.7152.--		4	ACCESS CS
052.5308.--		6	ACCESS CS
061.7153.01		1	ACCESS CS
052.5311.--		2	ACCESS CS

of - ou - or - oder

Stangenslot - Serrure a Tige (*)
Bar Lock - Tuertreibriegel

		#	☞
061.7199.--		1	ACCESS CS
of - ou - or - oder 061.7198.--		1	ACCESS CS
050.5011.--		2	ACCESS CS
061.7183.--		2	ACCESS CS
061.7154.--		2	ACCESS CS
061.7192.--		1	ACCESS CS
061.7191.17		2	ACCESS CS
052.5317.--		4	ACCESS CS
061.7153.01		1	ACCESS CS
052.5311.--		2	ACCESS CS

* inbouw zie 13.F.... / Encastrement voire 13.F....
* Embedding see 13.F.... / Einbau siehe 13.F....

* Variant HI / Variante HI / Variant HI / Variante HI

080.9625.07		(2xb1)+(2xb2)	ACCESS CS
		+(4xh)	
080.9231.07		(1xB)+(2xH)	ACCESS CS

schaal - échelle
scale - Maßstab
1/2

D0075174

CS 77

Z-T DEUR BINNENDR. MET T-PROFIEL 'BORSTELAFSLUITING'
PORTE Z-T OUVR. VERS L'INT. AVEC TRAVERSE 'JOINT-BROSSE'
Z-T DOOR INWARD OPENING WITH TRANSOM 'BRUSH'
Z-T TUER NACH INN. OEFF. MIT SPROSSE 'BUERSTENDICHT.'

REYNAERS aluminium

		#	
068.7794.00		2	ACCESS CS
068.7797.00		3	ACCESS CS
069.8807.00		1	ACCESS CS
060.8723.--		4	ACCESS CS
068.8734.00		4	ACCESS CS
068.8688.04		8	ACCESS CS
050.5153.--		8	ACCESS CS
065.6656.XX		13.F....	ACCESS CS
065.6600.--		13.F....	ACCESS CS
061.7230.XX		1	ACCESS CS
050.5161.--		4	ACCESS CS
061.7650.ZC		1	ACCESS CS
052.5316.--		2	ACCESS CS
061.7045.--		1	ACCESS CS
061.6976.XX		1	ACCESS CS
052.5311.--		2	ACCESS CS
061.7704.--		1	ACCESS CS
052.5316.--		3	ACCESS CS
069.6831.XX		13.F....	ACCESS CS
069.8702.01		13.F....	ACCESS CS
069.8704.01		13.F....	ACCESS CS
069.8512.04		1	ACCESS CS
069.8453.04		1	ACCESS CS
052.5311.--		4	
080.9080.04		(2xB)+(6xH)	ACCESS CS
080.9090.04		3	ACCESS CS
080.9114.SY		(2xb1)+(2xb2)	ACCESS CS
		+(4xh)	
080.9124.SY		(2xb1)+(2xb2)	ACCESS CS
		+(4xh)	
052.5317.--		1/300mm	ACCESS CS

069.8460.04		2	ACCESS CS
052.5311.--		8	
081.9092.04		16 x 51.5	ACCESS CS
081.9142.04		13.F....	ACCESS CS

ZIE "VARIANT..." / VOIRE "VARIANTE..."
SEE "VARIANT..." / SIEHE "VARIANTE..."

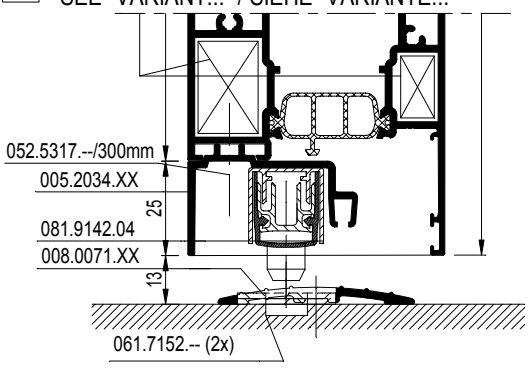

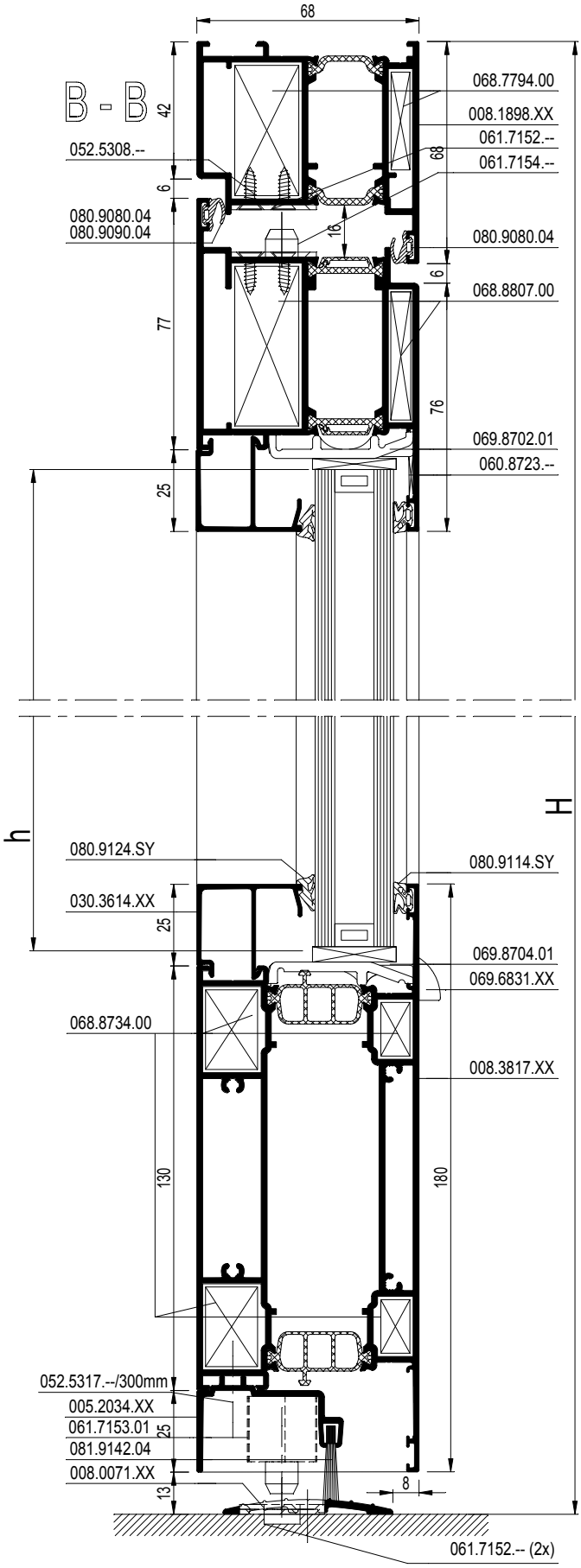

schaal - échelle
scale - Maßstab
1/2

D0075174

CS 77

DEUR BUITENDR. MET T-PROFIEL 'BORSTELAFSLUITING'
PORTE OUVRANT VERS L'EXT. AVEC TRAVERSE 'JOINT-BROSSE'
DOOR OUTWARD OPENING WITH TRANSOM 'BRUSH'
TUER NACH AUSS. OEFF. MIT SPROSSE 'BUERSTENDICHTUNG'

REYNAERS aluminium

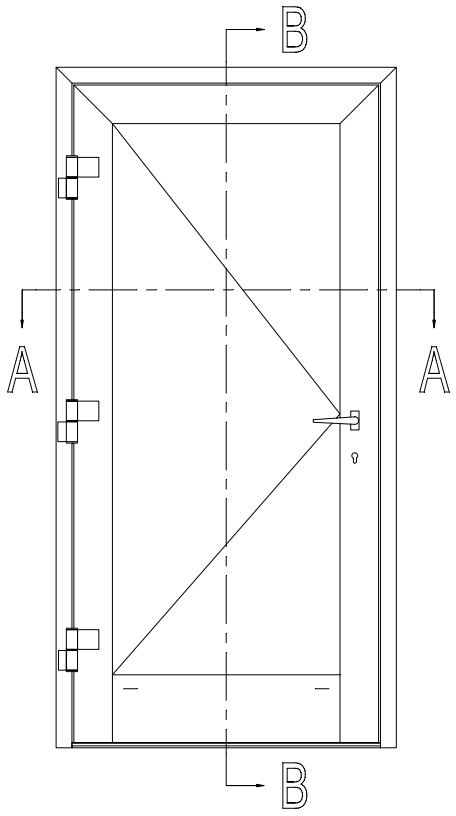

		#	Lm	
008.0469.XX		1	B	13.C....
		1	H	
		1	H	
008.2014.XX		1	B - 96	13.C....
		1	H - 61	
		1	H - 61	
008.3817.XX		1	B - 250	13.C....
030.3614.XX		2	B - 250	13.C....
		2	H - 343	
005.2034.XX		1	B - 250	13.C....
008.0071.XX		1	B - 118	13.C....

b = B - 262
h = H - 305

* Variant HI / Variante HI / Variant HI / Variante HI

080.9625.07		(2xb)+(2xh)	ACCESS CS
080.9231.07		(1xB)+(2xH)	ACCESS CS

A - A

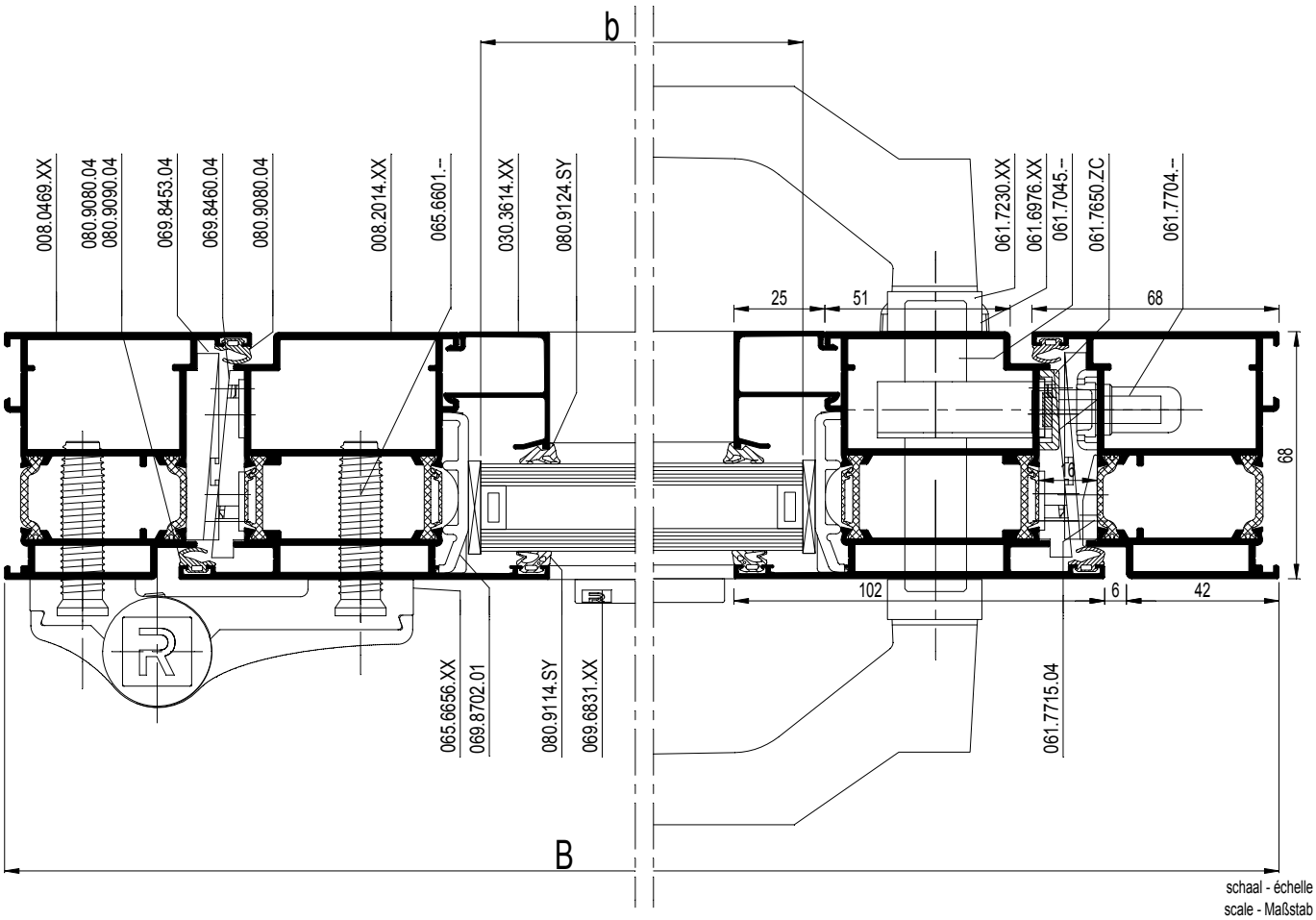

schaal - échelle
scale - Maßstab
1/2

D0075176

CS 77

DEUR BUITENDR. MET T-PROFIEL 'BORSTELAFSLUITING'
PORTE OUVRANT VERS L'EXT. AVEC TRAVERSE 'JOINT-BROSSE'
DOOR OUTWARD OPENING WITH TRANSOM 'BRUSH'
TUER NACH AUSS. OEFF. MIT SPROSSE 'BUERSTENDICHTUNG'

REYNAERS aluminium

		#	
068.7794.00		2	ACCESS CS
068.7797.00		2	ACCESS CS
060.8723.--		2	ACCESS CS
068.8734.00		2	ACCESS CS
068.8688.04		4	ACCESS CS
050.5153.--		4	ACCESS CS
065.6656.XX		13.F....	ACCESS CS
065.6601.--		13.F....	ACCESS CS
061.7650.ZC	1	1	ACCESS CS
052.5316.--		2	ACCESS CS
061.7704.--		1	ACCESS CS
052.5316.--		3	ACCESS CS
061.7715.04		1	ACCESS CS
052.5316.--		2	ACCESS CS
061.7230.XX		1	ACCESS CS
050.5161.--		4	ACCESS CS
061.7045.--		1	ACCESS CS
061.6976.XX		1	ACCESS CS
052.5311.--		2	ACCESS CS
069.6831.XX		13.F....	ACCESS CS
069.8702.01		13.F....	ACCESS CS
069.8704.01		13.F....	ACCESS CS
069.8453.04		1	ACCESS CS
052.5311.--		4	
080.9080.04		(2xB)+(4xH)	ACCESS CS
080.9090.04		2	ACCESS CS
080.9114.SY		(2xb)+(2xh)	ACCESS CS
080.9124.SY		(2xb)+(2xh)	ACCESS CS
052.5317.--		1/300mm	ACCESS CS

069.8460.04		1	ACCESS CS
052.5311.--		4	
081.9092.04		12 x 51.5	ACCESS CS
081.9142.04		13.F....	ACCESS CS

ZIE "VARIANT..." / VOIRE "VARIANTE..."
SEE "VARIANT..." / SIEHE "VARIANTE..."

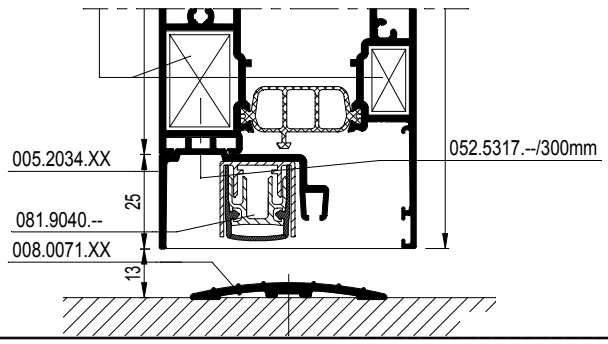

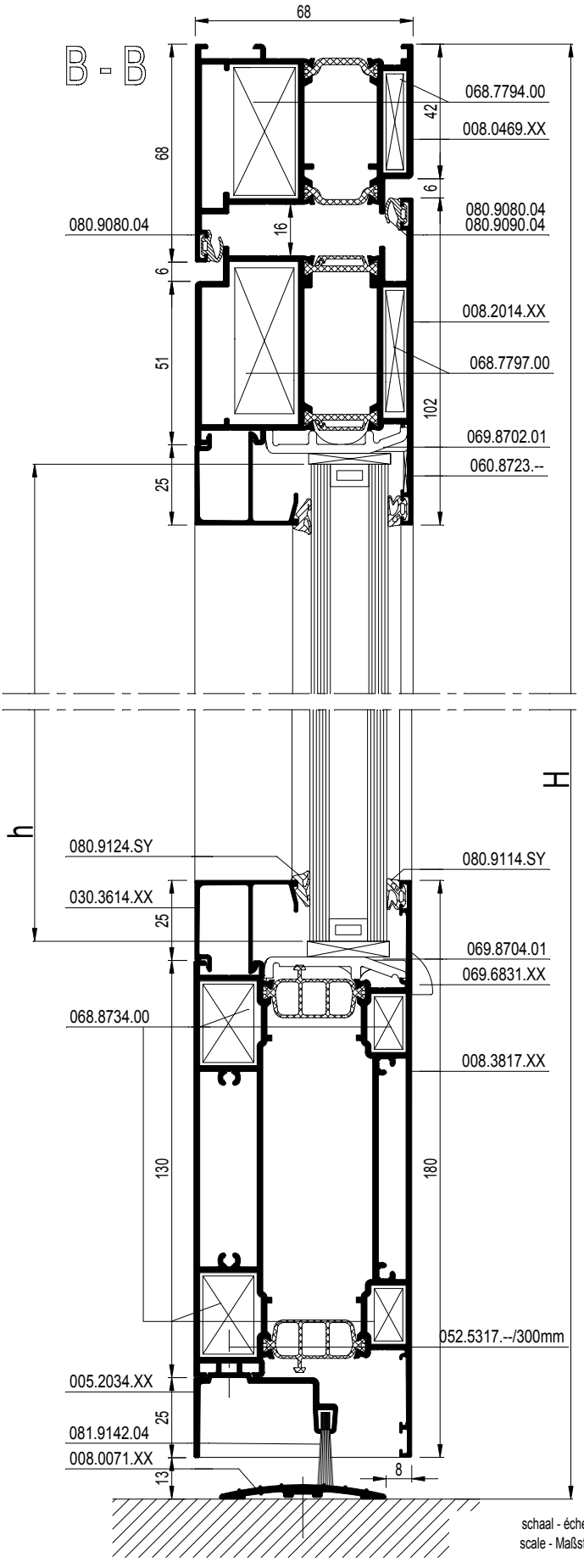

D0075176

CS 77

SAMENG. DEUR BUITENDR. MET T-PROFIEL 'BORSTELAFSLUITING'
PORTE COMP. OUVR. VERS L'EXT. AVEC TRAVERSE 'JOINT-BROSSE'
COMBINED DOOR OUTWARD OPENING 'BRUSH'
KOMB. TUER NACH AUSS. OEFF. MIT SPROSSE 'BUERSTENDICHT.'

REYNAERS aluminium

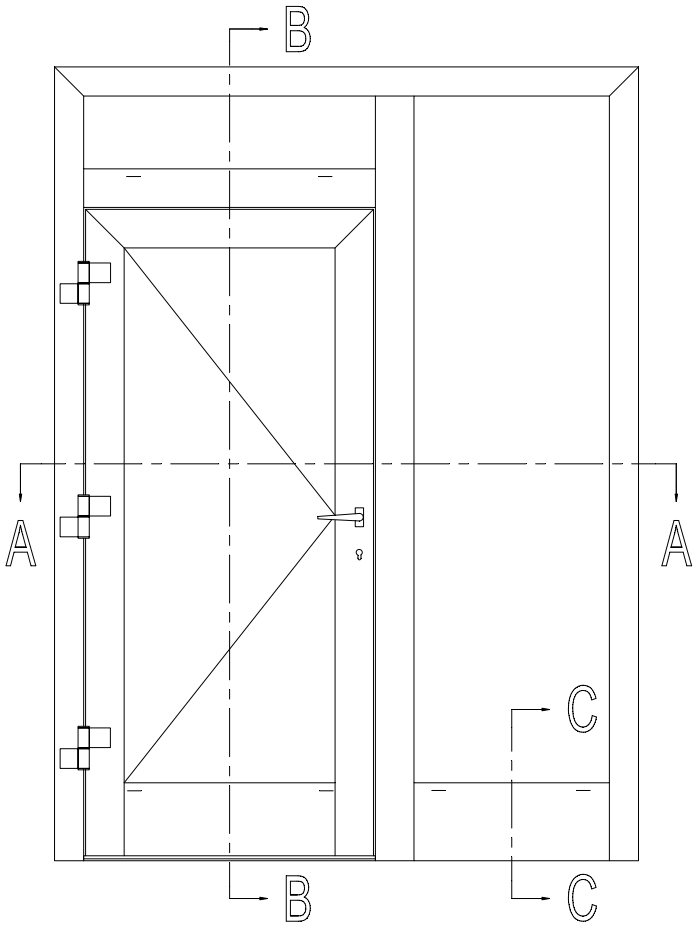

b1 = B1 - 306
h1 = H1 - 314
b2 = B2 - 90
h2 = H - 232
b3 = B1 - 90
h3 = H2 - 90

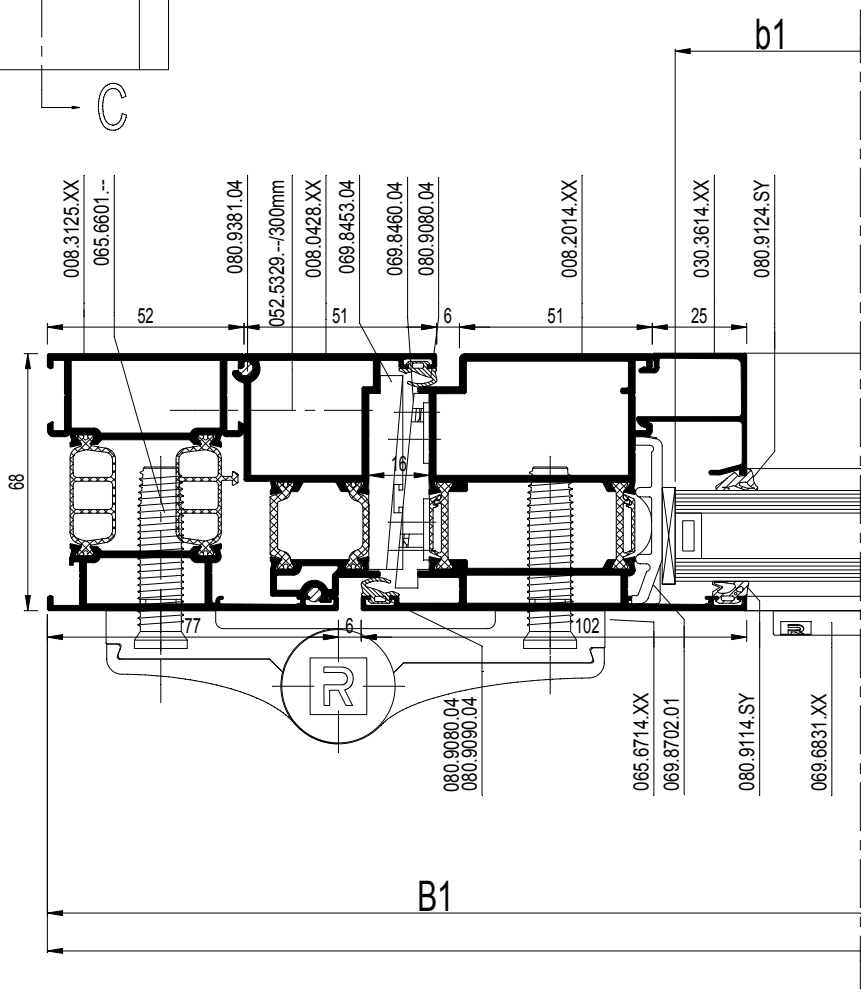

schaal - échelle
scale - Maßstab
1/2

D0075178

CS 77

SAMENG. DEUR BUITENDR. MET T-PROFIEL 'BORSTELAFSLUITING'
PORTE COMP. OUVR. VERS L'EXT. AVEC TRAVERSE 'JOINT-BROSSE'
COMBINED DOOR OUTWARD OPENING 'BRUSH'
KOMB. TUER NACH AUSS. OEFF. MIT SPROSSE 'BUERSTENDICHT.'

REYNAERS aluminium

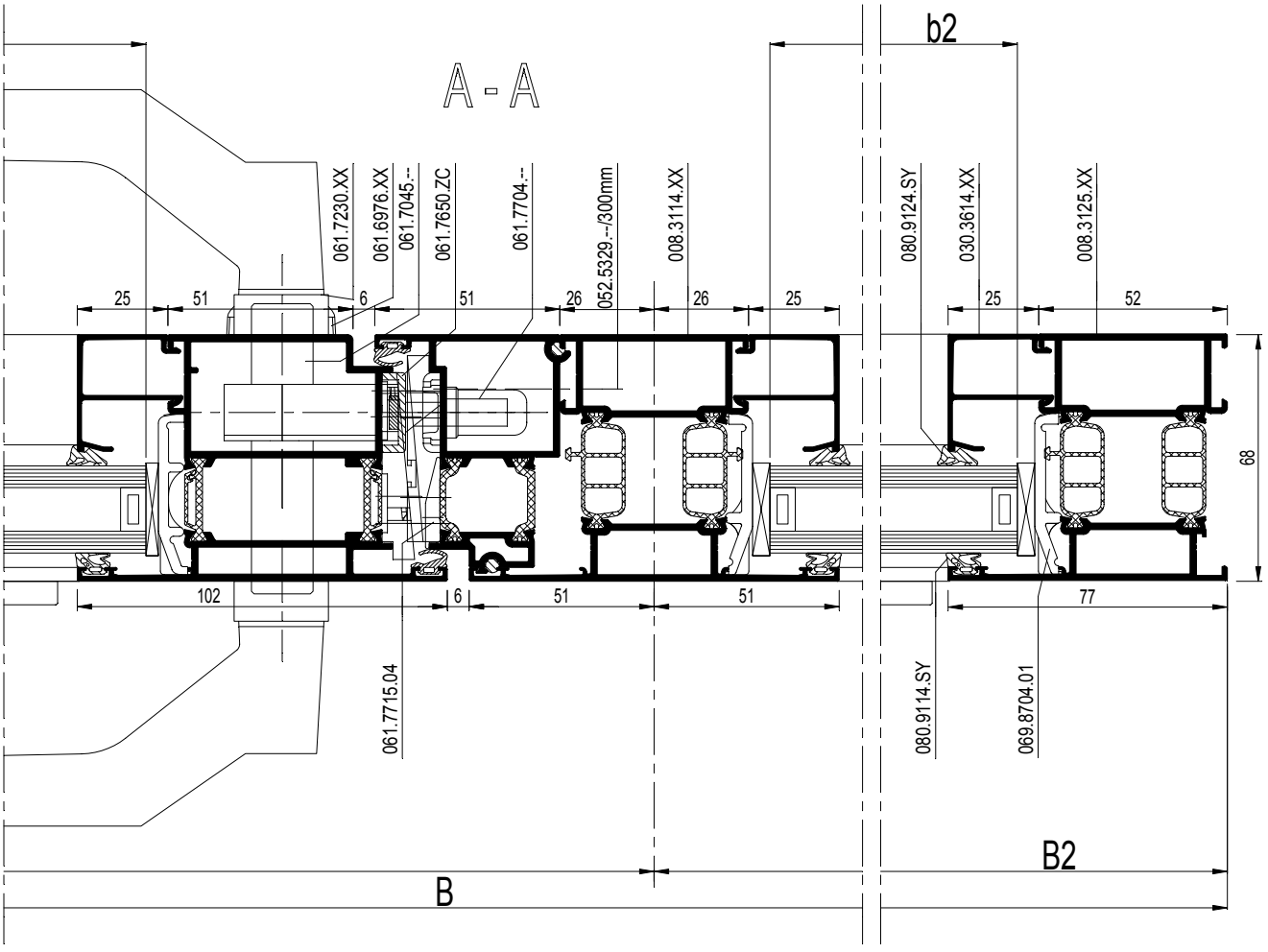

schaal - échelle
scale - Maßstab
1/2

D0075178

CS 77

SAMENG. DEUR BUITENDR. MET T-PROFIEL 'BORSTELAFSLUITING'
PORTE COMP. OUVR. VERS L'EXT. AVEC TRAVERSE 'JOINT-BROSSE'
COMBINED DOOR OUTWARD OPENING 'BRUSH'
KOMB. TUER NACH AUSS. OEFF. MIT SPROSSE 'BUERSTENDICHT.'

REYNAERS aluminium

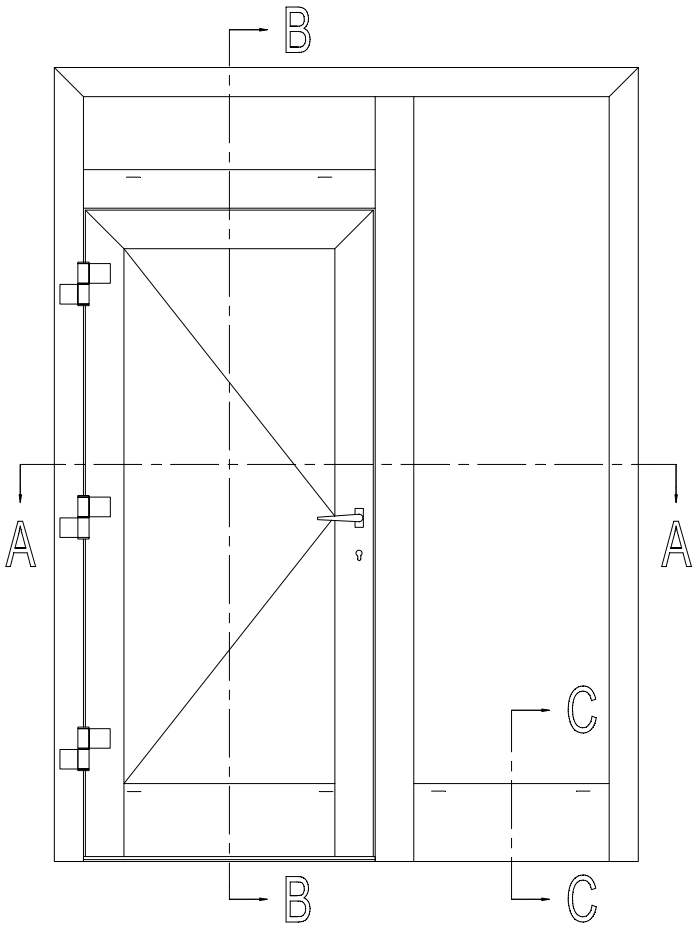

069.8460.04		1	ACCESS CS
052.5311.--		4	
081.9092.04		12 x 51.5	ACCESS CS
081.9142.04		13.F....	ACCESS CS

ZIE "VARIANT..." / VOIRE "VARIANTE..."
SEE "VARIANT..." / SIEHE "VARIANTE..."

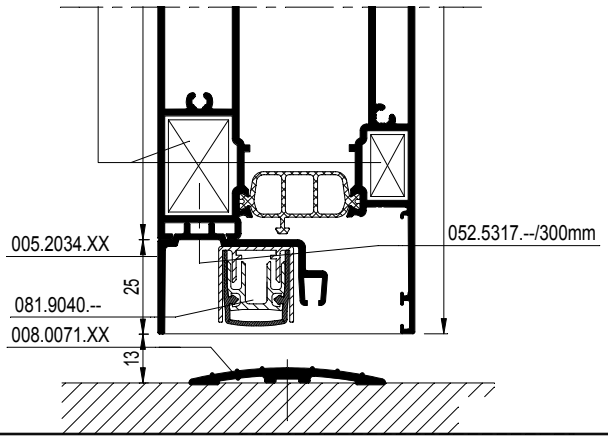

		#	
068.7854.00		2	ACCESS CS
068.7855.00		2	ACCESS CS
068.7797.00		2	ACCESS CS
060.8723.--		4	ACCESS CS
068.8732.00		3	ACCESS CS
068.8688.04		6	ACCESS CS
050.5153.--		6	ACCESS CS
068.8734.00		4	ACCESS CS
068.8682.04		4	ACCESS CS
068.8688.04		4	ACCESS CS
050.5153.--		8	ACCESS CS
065.6687.XX		13.F....	ACCESS CS
065.6601.--		13.F....	ACCESS CS
061.7650.ZC		1	ACCESS CS
052.5316.--		2	ACCESS CS
061.7045.--		1	ACCESS CS
061.6976.XX		1	ACCESS CS
052.5311.--		2	ACCESS CS
061.7704.--		1	ACCESS CS
052.5316.--		3	ACCESS CS
061.7715.04		1	ACCESS CS
052.5311.--		2	ACCESS CS
061.7230.XX		1	ACCESS CS
050.5161.--		4	ACCESS CS
069.6831.XX		13.F....	ACCESS CS
069.8702.01		13.F....	ACCESS CS
069.8704.01		13.F....	ACCESS CS
069.8453.04		1	ACCESS CS
052.5311.--		4	
080.9381.04		2x(B1 - 72)	ACCESS CS
		4x(H1 - 23)	
080.9080.04		(2xB1)+(4xH1)	ACCESS CS
080.9090.04		2	ACCESS CS
080.9114.SY		(2xb1)+(2xh1)	ACCESS CS
		+(2xb2)+(2xh2)	ACCESS CS
		+(2xb3)+(2xh3)	ACCESS CS
080.9124.SY		(2xb1)+(2xh1)	ACCESS CS
		+(2xb2)+(2xh2)	ACCESS CS
		+(2xb3)+(2xh3)	ACCESS CS
052.5317.--		1/300mm	ACCESS CS
052.5329.--		1/300mm	ACCESS CS

Variant HI / Variante HI / Variant HI / Variante HI

080.9625.07		(2xb1)+(2xh1)	ACCESS CS
		+(2xb2)+(2xh2)	ACCESS CS
		+(2xb3)+(2xh3)	ACCESS CS
080.9231.07		(1xB)+(2xH)	ACCESS CS

schaal - échelle
scale - Maßstab
1/2

D0075179

CS 77

SAMENG. DEUR BUITENDR. MET T-PROFIEL 'BORSTELAFSLUITING'
PORTE COMP. OUVR. VERS L'EXT. AVEC TRAVERSE 'JOINT-BROSSE'
COMBINED DOOR OUTWARD OPENING 'BRUSH'
KOMB. TUER NACH AUSS. OEFF. MIT SPROSSE 'BUERSTENDICHT.'

REYNAERS aluminium

		#	Lm	
008.3125.XX		1	B	13.C....
		1	H	
		1	H	
008.2014.XX		1	H1 - 70	13.C....
		1	H1 - 70	
		1	B1 - 140	
008.0428.XX		1	H1 - 23	13.C....
		1	H1 - 23	
		1	B1 - 72	
008.3114.XX		1	H - 52	13.C....
		1	B1 - 78	
008.0847.XX		1	B2 - 78	13.C....
008.3817.XX		1	B1 - 294	13.C....
005.2034.XX		1	B1 - 294	13.C....
008.0071.XX		1	B1 - 162	13.C....
030.3614.XX		2	B1 - 294	13.C....
		2	H1 - 352	
		2	B1 - 78	
		2	H2 - 128	
		2	B2 - 78	
		2	H - 270	
005.0535.XX		1	B2 - 78	13.C....

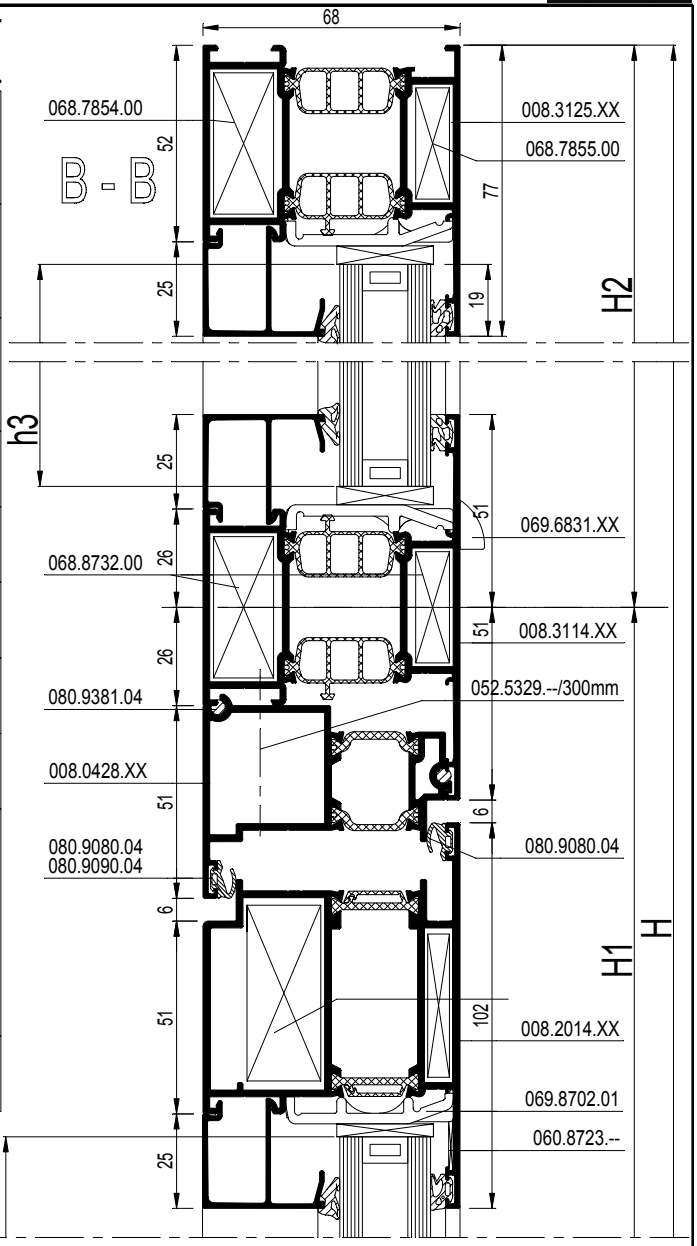

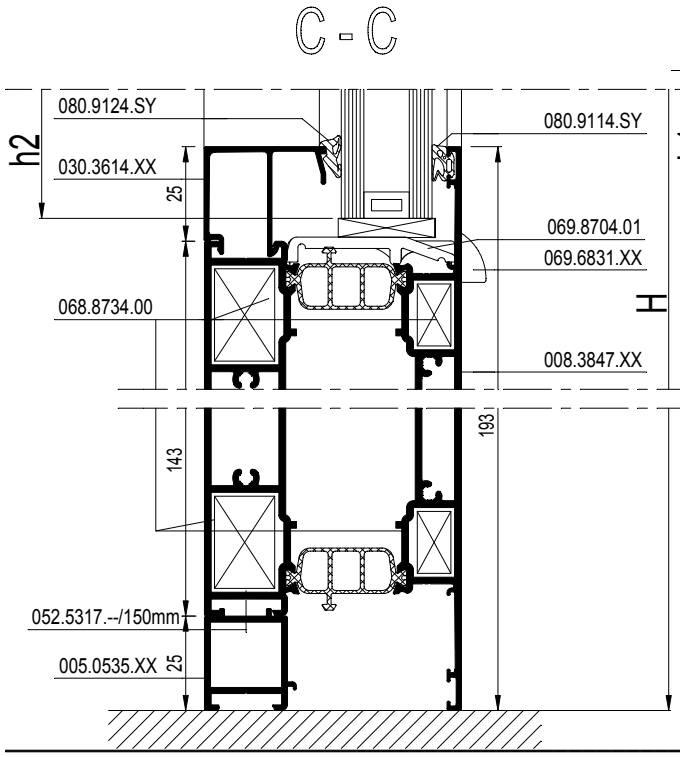

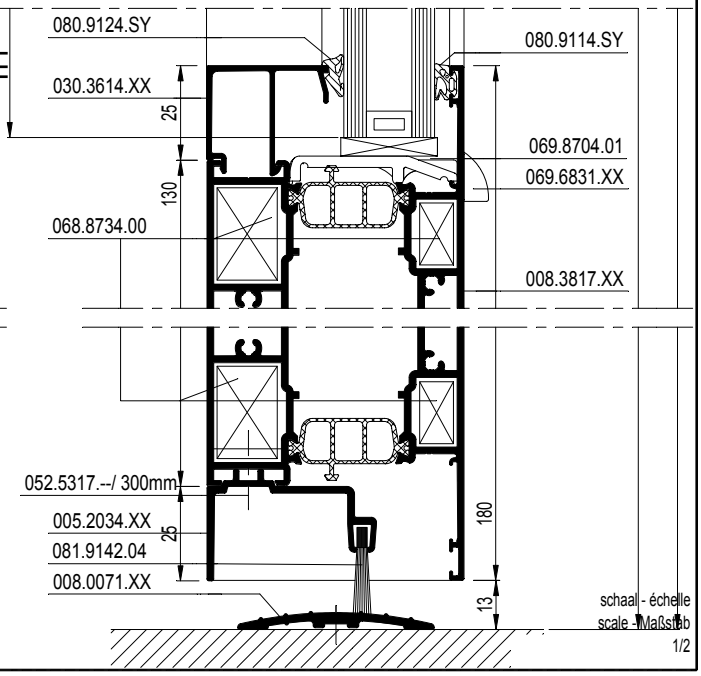

schaal - échelle
scale - Maßstab
1/2

D0075179

CS 77

STOLPDEUR BUITENDRAAIEND MET T-PROFIEL 'BORSTELAFSLUITING'
PORTE DBL. OUVR. VERS L'EXT. AVEC TRAVERSE 'JOINT-BROSSE'
DBL. CASEMENT DOOR OUTW. OPEN. WITH TRANSOM 'BRUSH'
STULPFL. TUER NACH AUSS. OEFF. MIT SPROSSE 'BUERSTEND.'

REYNAERS aluminium

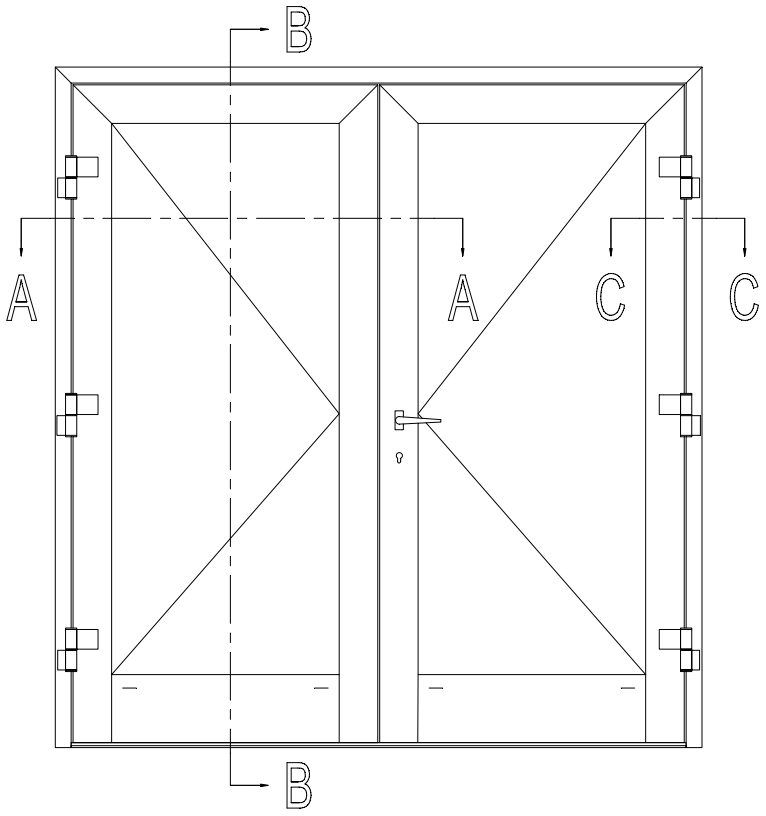

b1 = B1 - 217
b2 = B2 - 217
h = H - 305

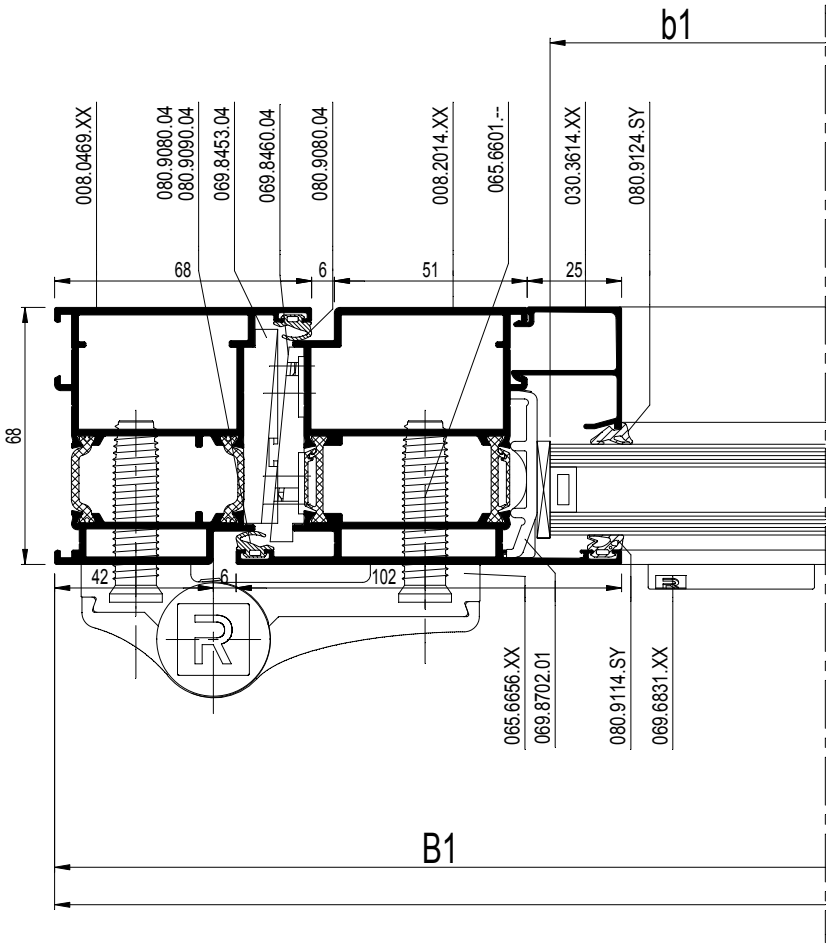

schaal - échelle
scale - Maßstab
1/2

D0075180

CS 77

STOLPDEUR BUITENDRAAIEND MET T-PROFIEL 'BORSTELAFSLUITING'
PORTE DBL. OUVR. VERS L'EXT. AVEC TRAVERSE 'JOINT-BROSSE'
DBL. CASEMENT DOOR OUTW. OPEN. WITH TRANSOM 'BRUSH'
STULPFL. TUER NACH AUSS. OEFF. MIT SPROSSE 'BUERSTEND.'

REYNAERS aluminium

		#	Lm	
008.0469.XX		1	B	13.C....
		1	H	
		1	H	
008.2014.XX		1	B1 - 51	13.C....
		1	B2 - 51	
		2	H - 61	
		2	H - 61	
008.1815.XX		1	H - 82	13.C....
008.3817.XX		1	B1 - 205	13.C....
		1	B2 - 205	
005.2034.XX		1	B1 - 205	13.C....
		1	B2 - 205	
008.0071.XX		1	B - 118	13.C....
030.3614.XX		2	B1 - 205	13.C....
		2	B2 - 205	
		4	H - 343	

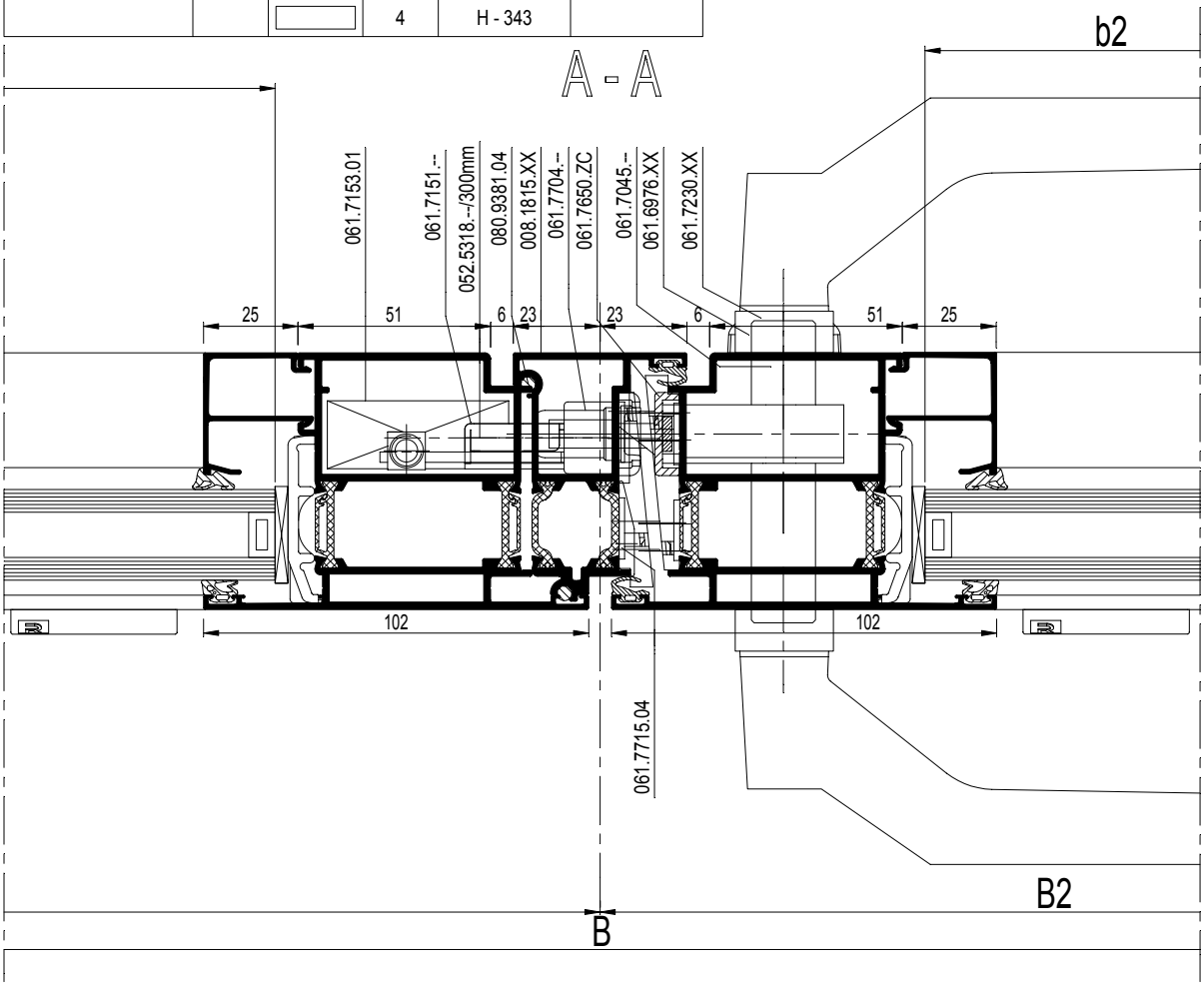

schaal - échelle
scale - Maßstab
1/2

D0075180

CS 77

STOLPDEUR BUITENDRAAIEND MET T-PROFIEL 'BORSTELAFSLUITING'
PORTE DBL. OUVR. VERS L'EXT. AVEC TRAVERSE 'JOINT-BROSSE'
DBL. CASEMENT DOOR OUTW. OPEN. WITH TRANSOM 'BRUSH'
STULPFL. TUER NACH AUSS. OEFF. MIT SPROSSE 'BUERSTEND.'

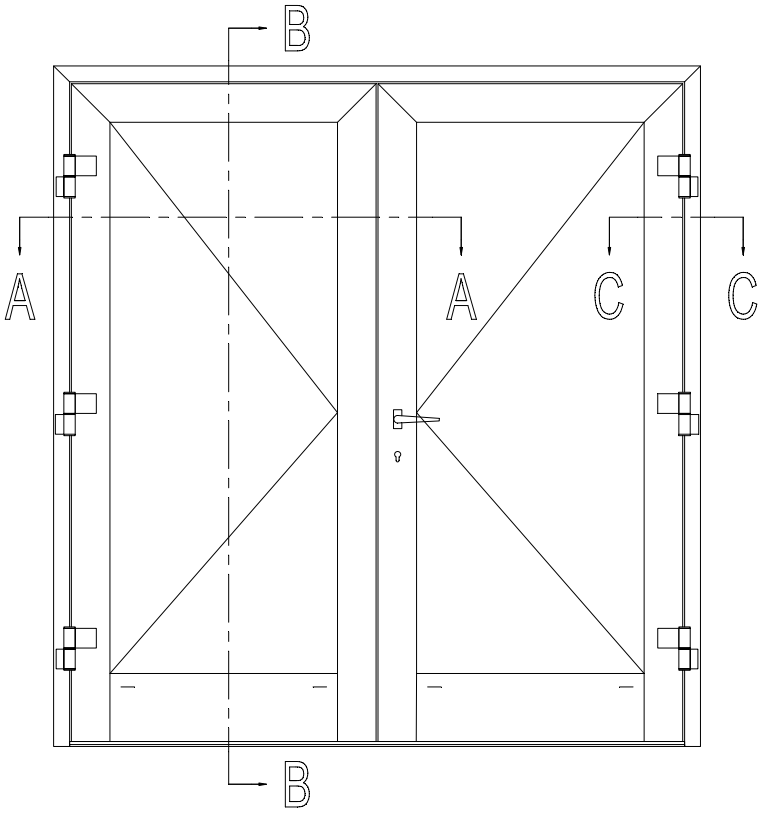

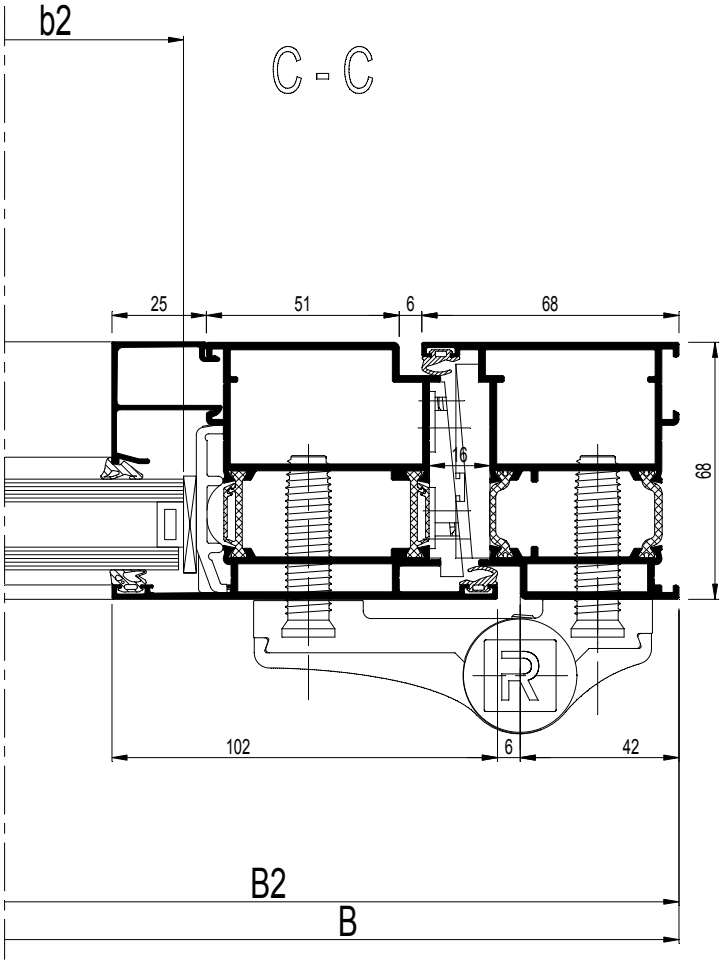

		#	☞
068.7794.00		2	ACCESS CS
068.7797.00		3	ACCESS CS
068.8807.00		1	ACCESS CS
060.8723.--		4	ACCESS CS
068.8734.00		4	ACCESS CS
068.8688.04		8	ACCESS CS
050.5153.--		8	ACCESS CS
065.6656.XX		13.F....	ACCESS CS
065.6601.--		13.F....	ACCESS CS
061.7650.ZC		1	ACCESS CS
052.5316.--		2	ACCESS CS
061.7045.--		1	ACCESS CS
061.6976.XX		1	ACCESS CS
052.5311.--		2	ACCESS CS
061.7704.--		1	ACCESS CS
052.5316.--		3	ACCESS CS
061.7715.04		1	ACCESS CS
052.5316.--		2	ACCESS CS
061.7230.XX		1	ACCESS CS
050.5161.--		4	ACCESS CS
069.8650.04		1	ACCESS CS
052.5311.--		1	
069.6831.XX		13.F....	ACCESS CS
069.8702.01		13.F....	ACCESS CS
069.8704.01		13.F....	ACCESS CS
069.8453.04		1	ACCESS CS
052.5311.--		4	
080.9381.04		2x(H-117)	ACCESS CS
080.9080.04		(2xB)+(6xH)	ACCESS CS
080.9090.04		3	ACCESS CS
080.9114.SY		(2xb1)+(2xb2)	ACCESS CS
		+(4xh)	
080.9124.SY		(2xb1)+(2xb2)	ACCESS CS
		+(4xh)	
052.5317.--		1/300mm	ACCESS CS
052.5318.--		1/300mm	ACCESS CS

* Variant HI / Variante HI / Variant HI / Variante HI

080.9625.07		(2xb1)+(2xb2)	ACCESS CS
		+(4xh)	
080.9231.07		(1xB)+(2xH)	ACCESS CS

schaal - échelle
scale - Maßstab
1/2

D0075181

CS 77

STOLPDEUR BUITENDRAAIEND MET T-PROFIEL 'BORSTELAFSLUITING'
PORTE DBL. OUVR. VERS L'EXT. AVEC TRAVERSE 'JOINT-BROSSE'
DBL. CASEMENT DOOR OUTW. OPEN. WITH TRANSOM 'BRUSH'
STULPFL. TUER NACH AUSS. OEFF. MIT SPROSSE 'BUERSTEND.'

REYNAERS aluminium

Espagnoletslot - Fermeture Espagnolette (*)
Espagnolette lock - Falztreibriegel

		#	☞
061.7151.--		1	ACCESS CS
052.5331.--		2	ACCESS CS
061.7155.--		1	ACCESS CS
061.7154.--		2	ACCESS CS
061.7156.--		1	ACCESS CS
061.7152.--		4	ACCESS CS
052.5308.--		6	ACCESS CS
061.7153.01		1	ACCESS CS
052.5311.--		2	ACCESS CS

of - ou - or - oder

Stangenslot - Serrure a Tige (*)
Bar Lock - Tuertreibriegel

		#	☞
061.7199.--		1	ACCESS CS
of - ou - or - oder			
061.7198.--		1	ACCESS CS
050.5011.--		2	ACCESS CS
061.7183.--		2	ACCESS CS
061.7154.--		2	ACCESS CS
061.7192.--		1	ACCESS CS
061.7191.17		2	ACCESS CS
052.5317.--		4	ACCESS CS
061.7153.01		1	ACCESS CS
052.5311.--		2	ACCESS CS

* inbouw zie 13.F.... / Encastrement voire 13.F....
* Embedding see 13.F.... / Einbau siehe 13.F....

069.8460.04		2	ACCESS CS
052.5311.--		8	
081.9092.04		16 x 51.5	ACCESS CS
081.9142.04		13.F....	ACCESS CS

ZIE "VARIANT..." / VOIRE "VARIANTE..."
SEE "VARIANT..." / SIEHE "VARIANTE..."

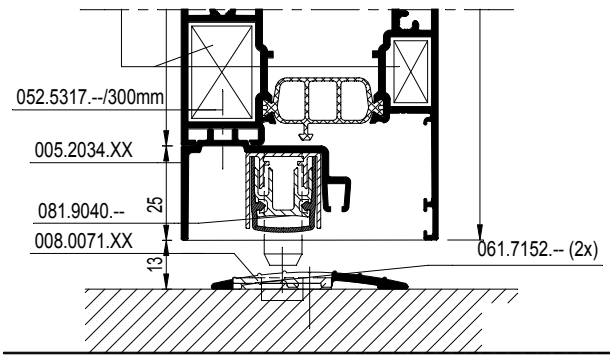

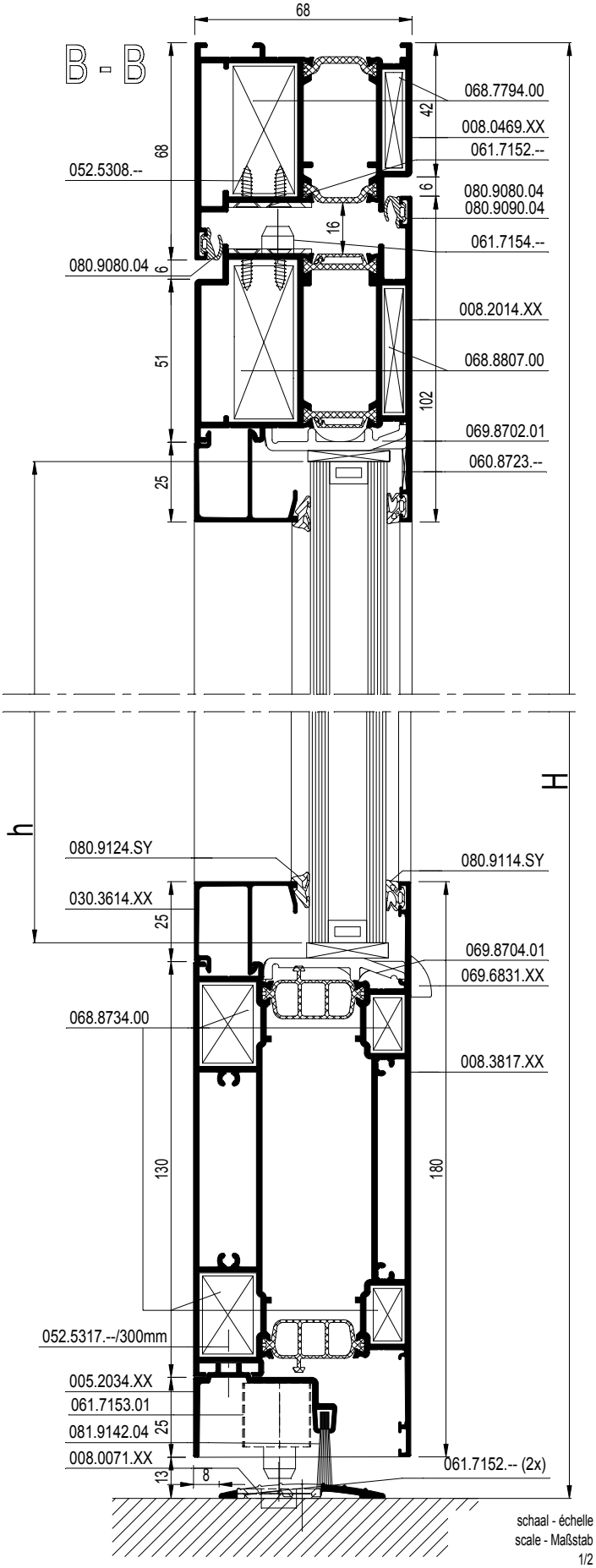

schaal - échelle
scale - Maßstab
1/2

D0075181

CS 77

Z-T DEUR BUITENDR. MET T-PROFIEL 'BORSTELAFSLUITING'
PORTE Z-T OUVR. VERS L'EXT. AVEC TRAVERSE 'JOINT-BROSSE'
Z-T DOOR OUTWARD OPENING WITH TRANSOM 'BRUSH'
Z-T TUER NACH AUSS. OEFF. MIT SPROSSE 'BUERSTENDICHT.'

REYNAERS aluminium

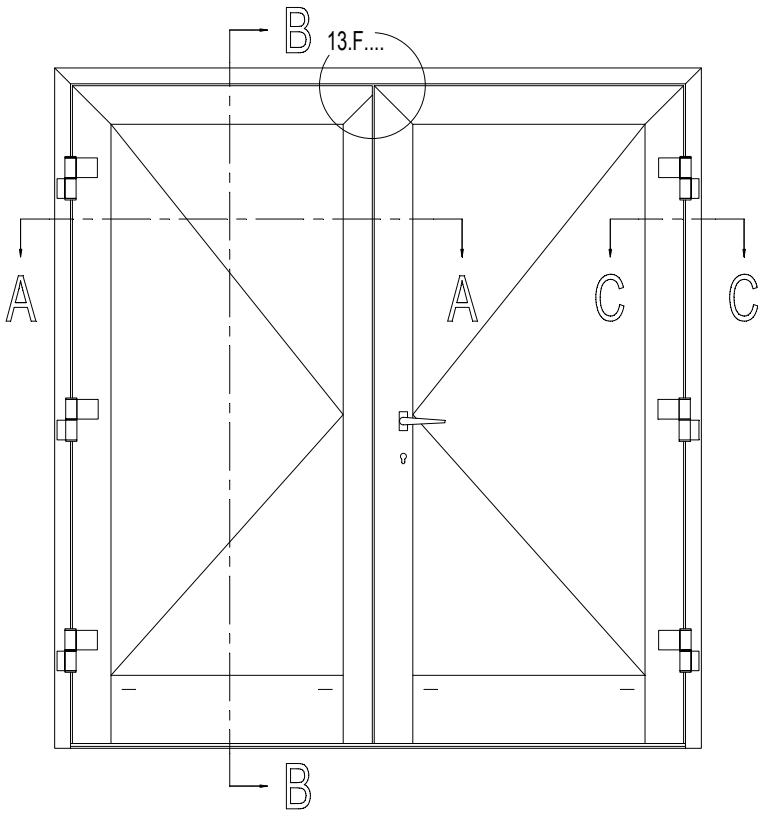

b1 = B1 - 204
b2 = B2 - 204
h = H - 305

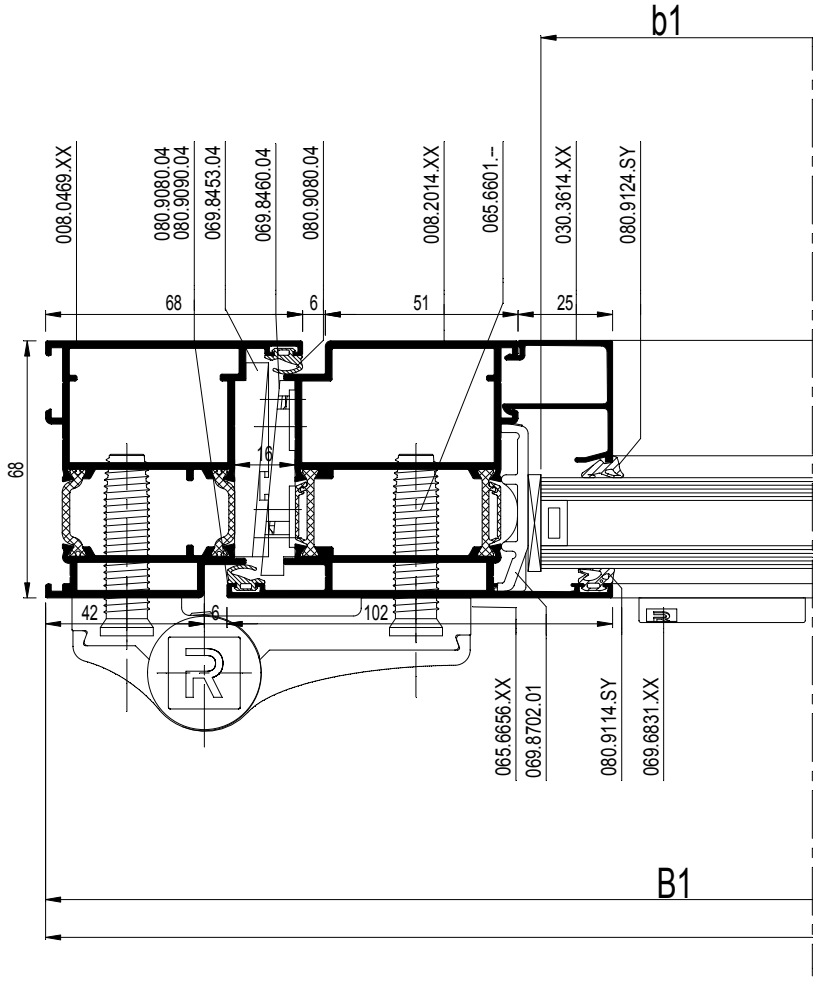

schaal - échelle
scale - Maßstab
1/2

D0075183

Werktekeningen
Coupes et débits
Work drawings
Werkzeichnungen

13.E.216
03/2010

CS 77

Z-T DEUR BUITENDR. MET T-PROFIEL 'BORSTELAFSLUITING'
PORTE Z-T OUVR. VERS L'EXT. AVEC TRAVERSE 'JOINT-BROSSE'
Z-T DOOR OUTWARD OPENING WITH TRANSOM 'BRUSH'
Z-T TUER NACH AUSS. OEFF. MIT SPROSSE 'BUERSTENDICHT.'

REYNAERS aluminium

		#	Lm	
008.0469.XX		1	B	13.C....
		1	H	
		1	H	
008.2014.XX		1	B1 - 38	13.C....
		1	B2 - 38	
		1	H - 61	
		2	H - 61	
008.2026.XX		1	H - 61	13.C....
008.3817.XX		1	B1 - 192	13.C....
		1	B2 - 192	
005.2034.XX		1	B1 - 192	13.C....
		1	B1 - 192	
008.0071.XX		1	B - 118	13.C....
030.3614.XX		2	B1 - 192	13.C....
		2	B2 - 192	
		4	H - 343	

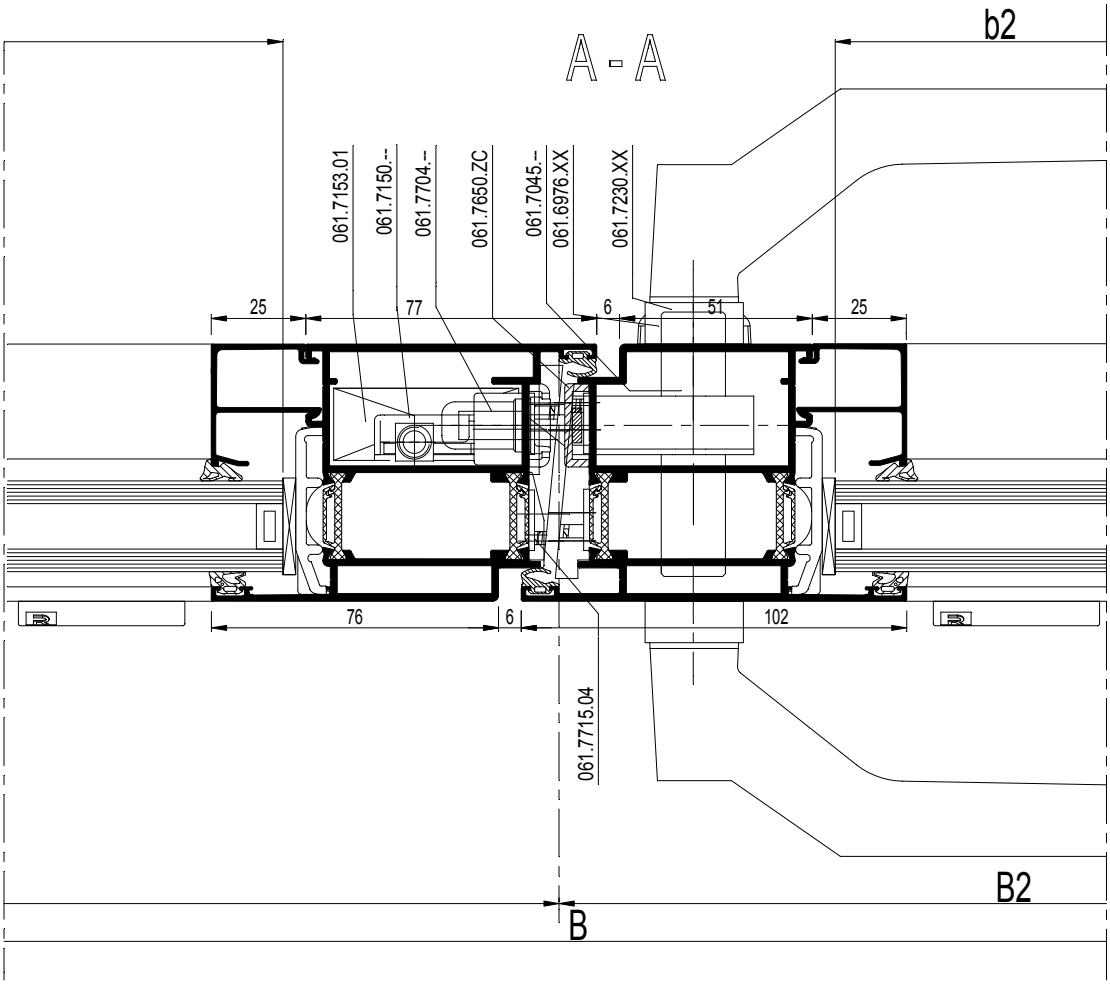

schaal - échelle
scale - Maßstab
1/2

D0075183

CS 77

Z-T DEUR BUITENDR. MET T-PROFIEL 'BORSTELAFSLUITING'
PORTE Z-T OUVR. VERS L'EXT. AVEC TRAVERSE 'JOINT-BROSSE'
Z-T DOOR OUTWARD OPENING WITH TRANSOM 'BRUSH'
Z-T TUER NACH AUSS. OEFF. MIT SPROSSE 'BUERSTENDICHT.'

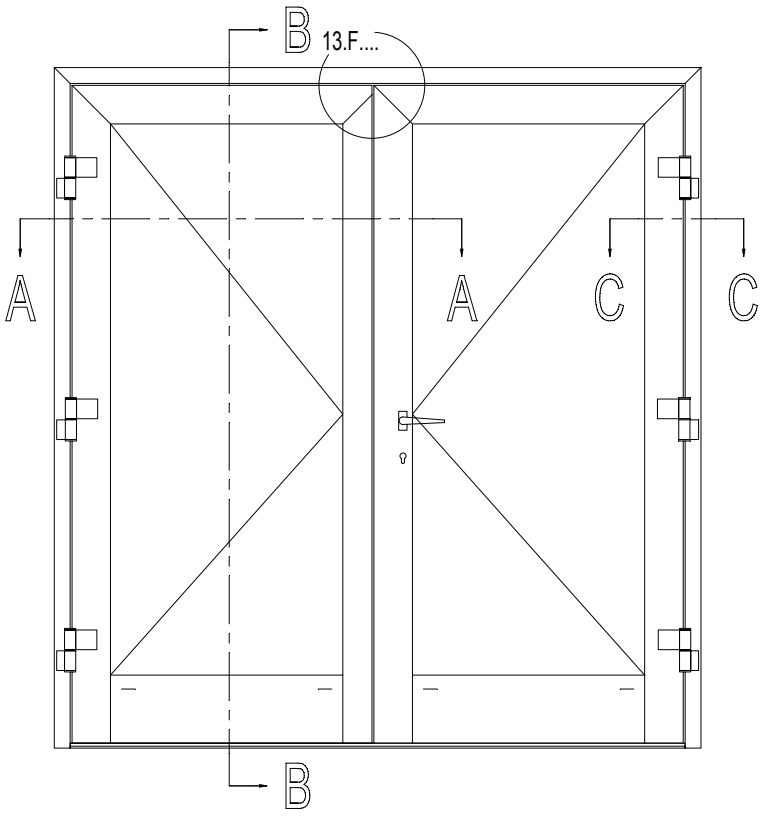

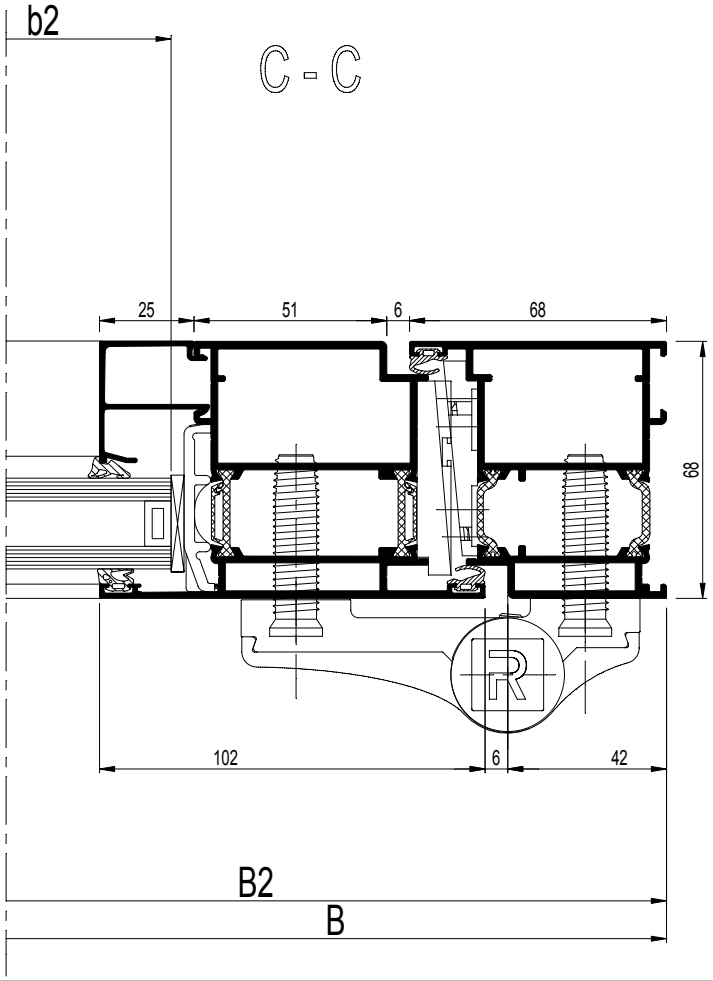

		#	
068.7794.00		2	ACCESS CS
068.7797.00		3	ACCESS CS
069.8807.00		1	ACCESS CS
060.8723.--		4	ACCESS CS
068.8734.00		4	ACCESS CS
068.8688.04		8	ACCESS CS
050.5153.--		8	ACCESS CS
065.6656.XX		13.F....	ACCESS CS
065.6601.--		13.F....	ACCESS CS
061.7650.ZC		1	ACCESS CS
052.5316.--		2	ACCESS CS
061.7045.--		1	ACCESS CS
061.6976.XX		1	ACCESS CS
052.5311.--		2	ACCESS CS
061.7704.--		1	ACCESS CS
052.5316.--		3	ACCESS CS
061.7715.04		1	ACCESS CS
052.5316.--		2	ACCESS CS
061.7230.XX		1	ACCESS CS
050.5161.--		4	ACCESS CS
069.6831.XX		13.F....	ACCESS CS
069.8702.01		13.F....	ACCESS CS
069.8704.01		13.F....	ACCESS CS
069.8512.XX		1	ACCESS CS
069.8453.04		1	ACCESS CS
052.5311.--		4	
080.9080.04		(2xB)+(6xH)	ACCESS CS
080.9090.04		3	ACCESS CS
080.9114.SY		(2xb1)+(2xb2)	ACCESS CS
		+(4xh)	
080.9124.SY		(2xb1)+(2xb2)	ACCESS CS
		+(4xh)	
052.5317.--		1/300mm	ACCESS CS

* Variant HI / Variante HI / Variant HI / Variante HI

080.9625.07		(2xb1)+(2xb2)	ACCESS CS
		+(4xh)	
080.9231.07		(1xB)+(2xH)	ACCESS CS

schaal - échelle
scale - Maßstab
1/2

D0075185

CS 77

Z-T DEUR BUITENDR. MET T-PROFIEL 'BORSTELAFSLUITING'
PORTE Z-T OUVR. VERS L'EXT. AVEC TRAVERSE 'JOINT-BROSSE'
Z-T DOOR OUTWARD OPENING WITH TRANSOM 'BRUSH'
Z-T TUER NACH AUSS. OEFF. MIT SPROSSE 'BUERSTENDICHT.'

REYNAERS aluminium

Espagnoletslot - Fermeture Espagnolette (*)
Espagnolette lock - Falztreibriegel

		#	☞
061.7150.--		1	ACCESS CS
052.5331.--		2	ACCESS CS
061.7155.--		1	ACCESS CS
061.7154.--		2	ACCESS CS
061.7156.--		1	ACCESS CS
061.7152.--		4	ACCESS CS
052.5308.--		6	ACCESS CS
061.7153.01		1	ACCESS CS
052.5311.--		2	ACCESS CS

of - ou - or - oder

Stangenslot - Serrure a Tige (*)
Bar Lock - Tuertreibriegel

		#	☞
061.7199.--		1	ACCESS CS
of - ou - or - oder			
061.7198.--		1	ACCESS CS
050.5011.--		2	ACCESS CS
061.7183.--		2	ACCESS CS
061.7154.--		2	ACCESS CS
061.7192.--		1	ACCESS CS
061.7191.17		2	ACCESS CS
052.5317.--		4	ACCESS CS
061.7153.01		1	ACCESS CS
052.5311.--		2	ACCESS CS

* inbouw zie 13.F.... / Encastrement voire 13.F....
* Embedding see 13.F.... / Einbau siehe 13.F....

069.8460.04		2	ACCESS CS
052.5316.--		8	
081.9092.04		16 x 51.5	ACCESS CS
081.9142.04		13.F....	ACCESS CS

ZIE "VARIANT..." / VOIRE "VARIANTE..."
SEE "VARIANT..." / SIEHE "VARIANTE..."

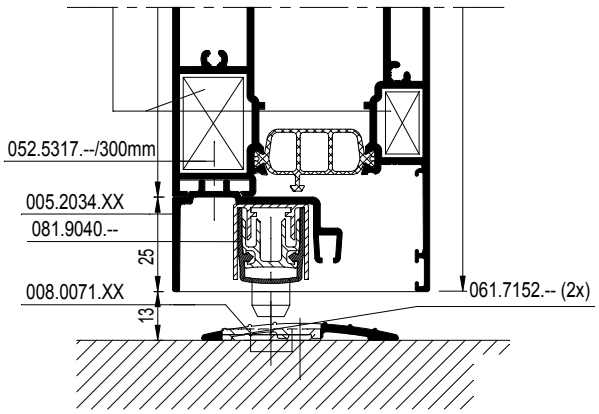

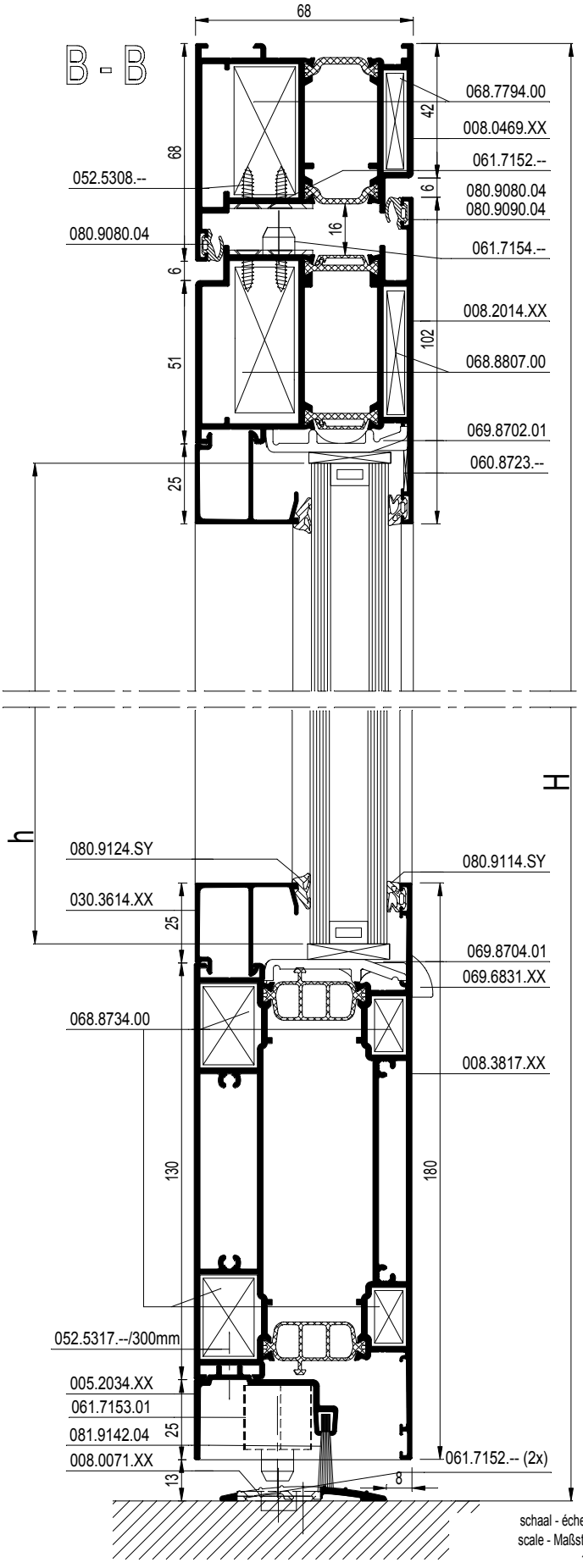

schaal - échelle
scale - Maßstab
1/2

D0075185

CS 77

VARIANT DEUR MET AUTOMATISCHE DEURDICHTING
VARIANTE PORTE AVEC FERMET. DE PORTE AUTOMAT.
VARIANT DOOR WITH AUTOMATIC DOOR LATCH
VARIANTE TUER MIT AUTOMATISCHER TUERDICHTUNG

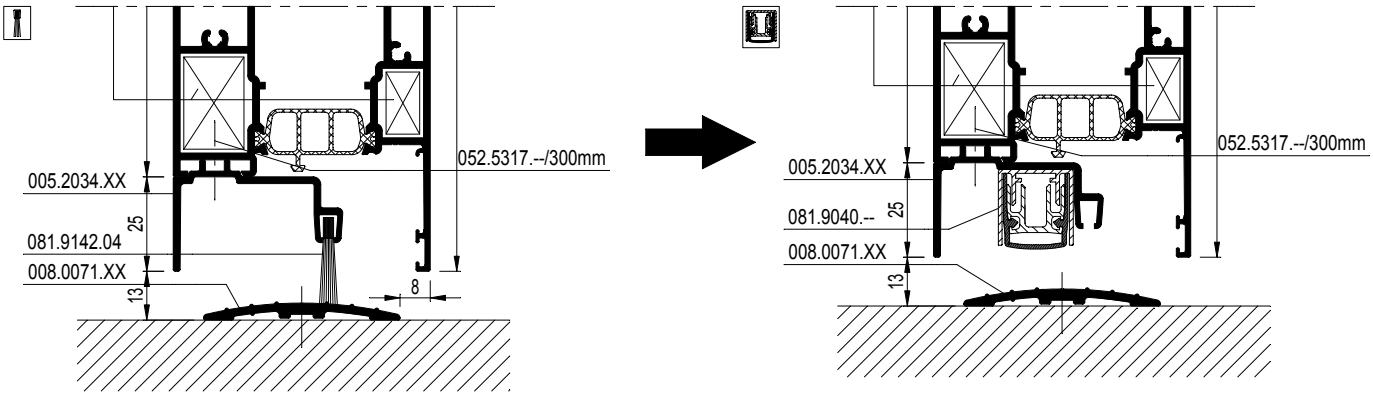

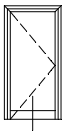

		#	
081.9092.04		8 x 51.5	ACCESS CS
081.9040.--		13.F....	ACCESS CS

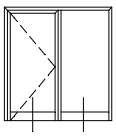

		#	
081.9092.04		8 x 51.5	ACCESS CS
081.9040.--		13.F....	ACCESS CS

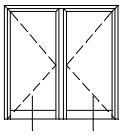

		#	
081.9092.04		8 x 51.5	ACCESS CS
081.9040.--		13.F....	ACCESS CS

(ZT)

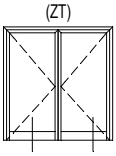

		#	
081.9092.04		8 x 51.5	ACCESS CS
081.9040.--		13.F....	ACCESS CS

schaal - échelle
scale - Maßstab
1/2

D0078241

CS 77

VARIANT DEUR MET AUTOMATISCHE DEURDICHTING
VARIANTE PORTE AVEC FERMET. DE PORTE AUTOMAT.
VARIANT DOOR WITH AUTOMATIC DOOR LATCH
VARIANTE TUER MIT AUTOMATISCHER TUERDICHTUNG

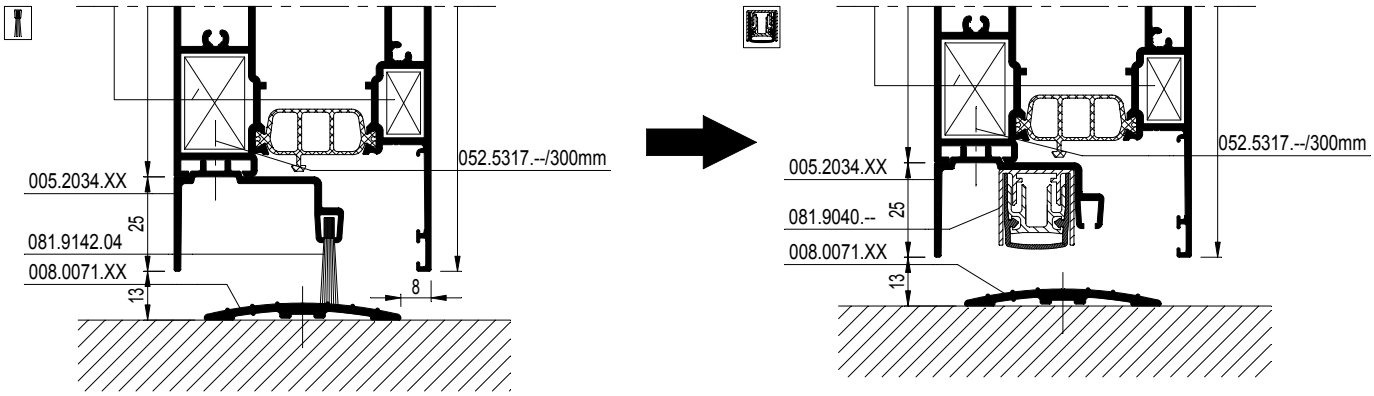

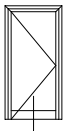

		#	
081.9092.04		8 x 51.5	ACCESS CS
081.9040.--		13.F....	ACCESS CS

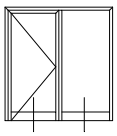

		#	
081.9092.04		8 x 51.5	ACCESS CS
081.9040.--		13.F....	ACCESS CS

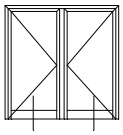

		#	
081.9092.04		8 x 51.5	ACCESS CS
081.9040.--		13.F....	ACCESS CS

(ZT)

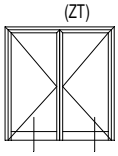

		#	
081.9092.04		8 x 51.5	ACCESS CS
081.9040.--		13.F....	ACCESS CS

schaal - échelle
scale - Maßstab
1/2

D0078241

CS 77

DEUR BINNENDR. MET DUBBELE AANSLAGDICHTING
PORTE AVEC DOUBLE JOINT DE BUTEE OUVR. VERS L'INT.
DOOR INWARD OPENING WITH DOUBLE WEATHER STRIP
TUER INNEN OEFFN. MIT DOPPELANSCHLAGDICHTUNG

REYNAERS aluminium

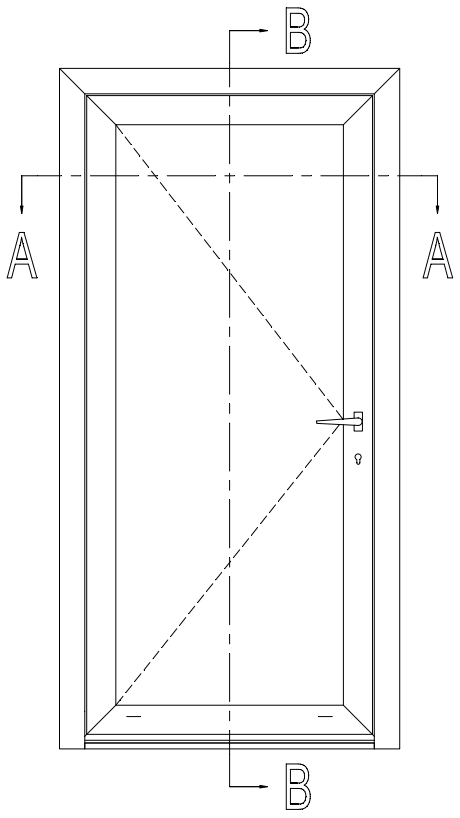

			#	Lm	
008.1898.XX			1	B	13.C....
			1	H	
			1	H	
008.2026.XX			2	B - 96	13.C....
			2	H - 58	
008.0873.XX			1	B - 142	13.C....
108.0080.XX			1	B - 148	13.C....
030.3614.XX			2	B - 250	13.C....
			2	H - 262	

b = B - 262
h = H - 224

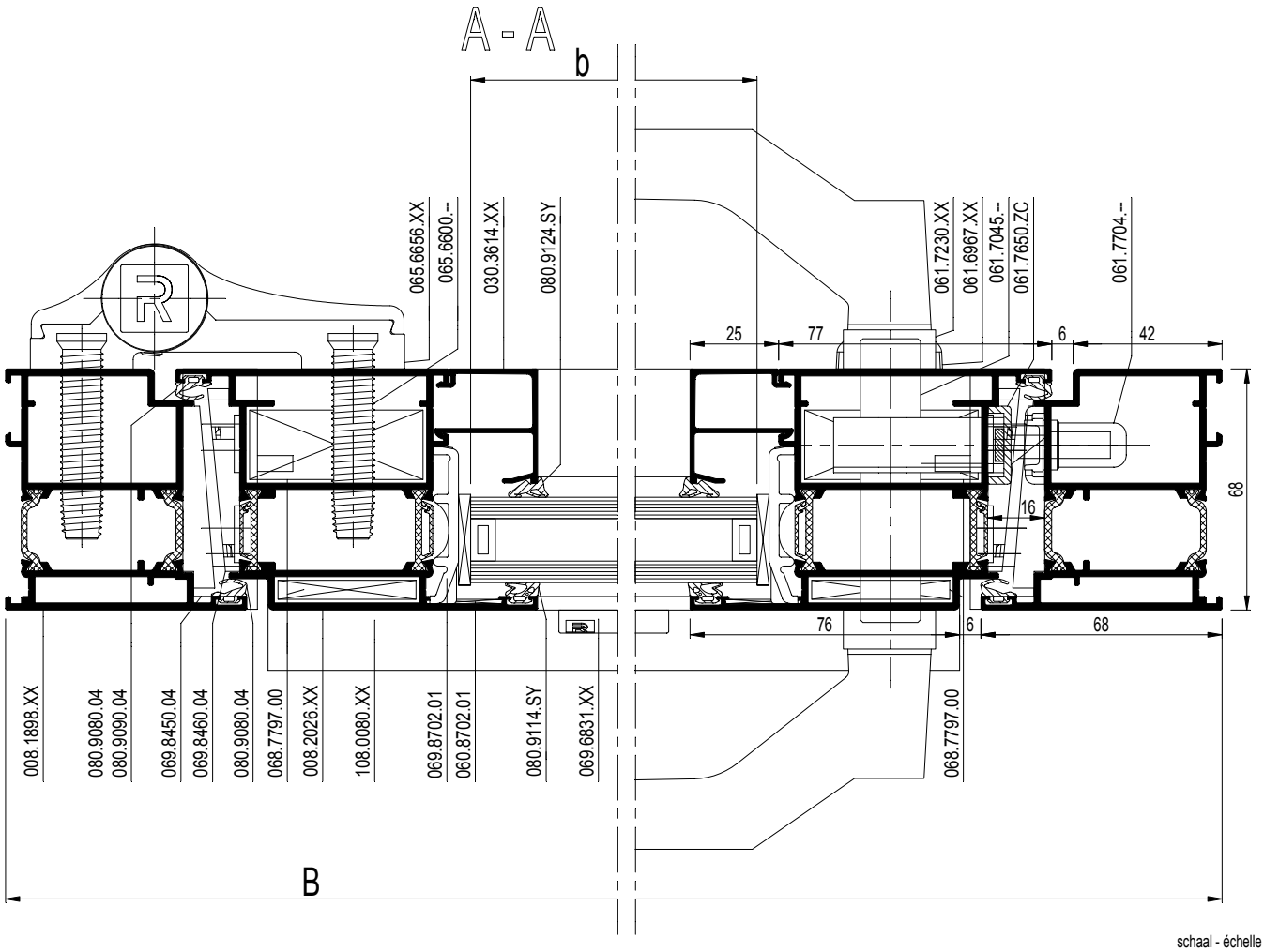

schaal - échelle
scale - Maßstab
1/2

D0075191

CS 77

DEUR BINNENDR. MET DUBBELE AANSLAGDICHTING
PORTE DOUBLE JOINT DE BUTEE OUVR. VERS L'INT.
DOOR INWARD OPENING WITH DOUBLE WEATHER STRIP
TUER INNEN OEFFN. MIT DOPPELANSCHLAGDICHTUNG

REYNAERS aluminium

		#	☞
068.7794.00		2	ACCESS CS
068.7797.00		4	ACCESS CS
060.8723.--		4	ACCESS CS
065.6656.XX		13.F....	ACCESS CS
065.6600.--		13.F....	ACCESS CS
061.7650.ZC		1	ACCESS CS
052.5316.--		2	ACCESS CS
061.7704.--		1	ACCESS CS
052.5316.--		3	ACCESS CS
061.7230.XX		1	ACCESS CS
050.5161.--		4	ACCESS CS
061.7045.--		1	ACCESS CS
061.6976.XX		1	ACCESS CS
052.5311.--		2	ACCESS CS
069.6831.XX		13.F....	ACCESS CS
069.8702.01		13.F....	ACCESS CS
069.8450.04		1	ACCESS CS
052.5311.--		4	
069.8460.04		1	ACCESS CS
052.5311.--		4	
080.9080.04		3B + 4H	ACCESS CS
080.9090.04		4	ACCESS CS
080.9114.SY		(2xb)+(2xh)	ACCESS CS
080.9124.SY		(2xb)+(2xh)	ACCESS CS
080.9320.04		13.F....	ACCESS CS
080.9440.04		13.F....	ACCESS CS
081.9092.04		8 x 51.5	ACCESS CS
052.5313.--		4	ACCESS CS
052.5317.--		1/300mm	ACCESS CS

Variant HI / Variante HI / Variant HI / Variante HI

080.9625.07		(2xb)+(2xh)	ACCESS CS
080.9231.07		(1xB)+(2xH)	ACCESS CS

Variant / Variante / Variant / Variante
Winddruk - Pression de vent
Windpressure - Windlast 150 Pa

061.7302.ZC (din L)		1	ACCESS CS
of - ou - or - oder			
061.7303.ZC (din R)		1	ACCESS CS
052.5316.--		12	ACCESS CS
061.7722.-- (din L)		1	ACCESS CS
of - ou - or - oder			
061.7724.-- (din R)		1	ACCESS CS
052.5316.--		3	ACCESS CS
061.7721.--		2	ACCESS CS
052.5316.--		4	ACCESS CS
061.7725.-- (din L)		1	ACCESS CS
of - ou - or - oder			
061.7723.-- (din R)		1	ACCESS CS
052.5316.--		2	ACCESS CS
061.7726.--		1	ACCESS CS

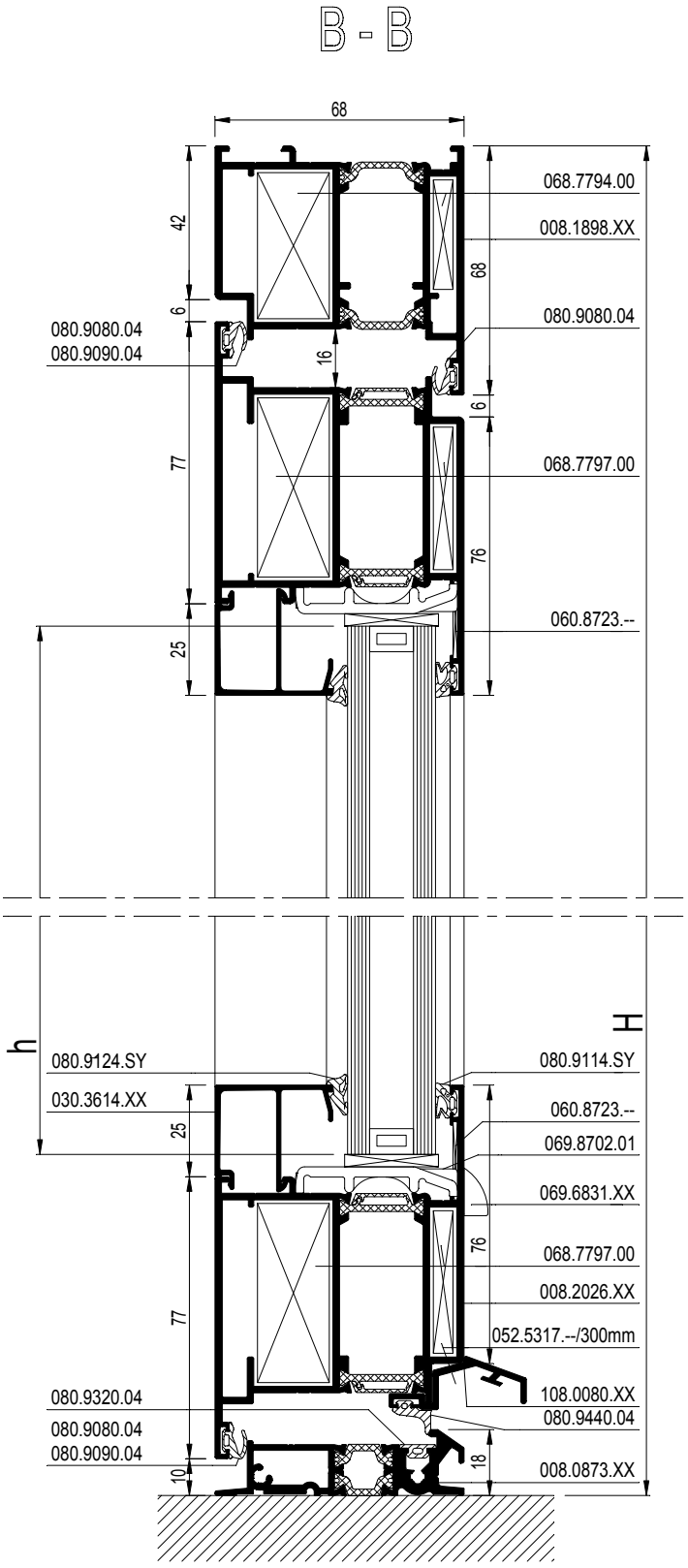

schaal - échelle
scale - Maßstab
1/2

D0075191

CS 77

SAMENGESTELDE DEUR BINNENDR. MET DUB. AANSLAGD.
PORTE COMPOSEE AVEC D. JOINT DE BUTEE OUVR. VERS L'INT.
COMBINED DOOR INWARD OPENING WITH DOUB. WEATHER STRIP
KOMBINIERTE TUER IN. OEFFN. MIT DOPPELANSCHLAGD.

REYNAERS aluminium

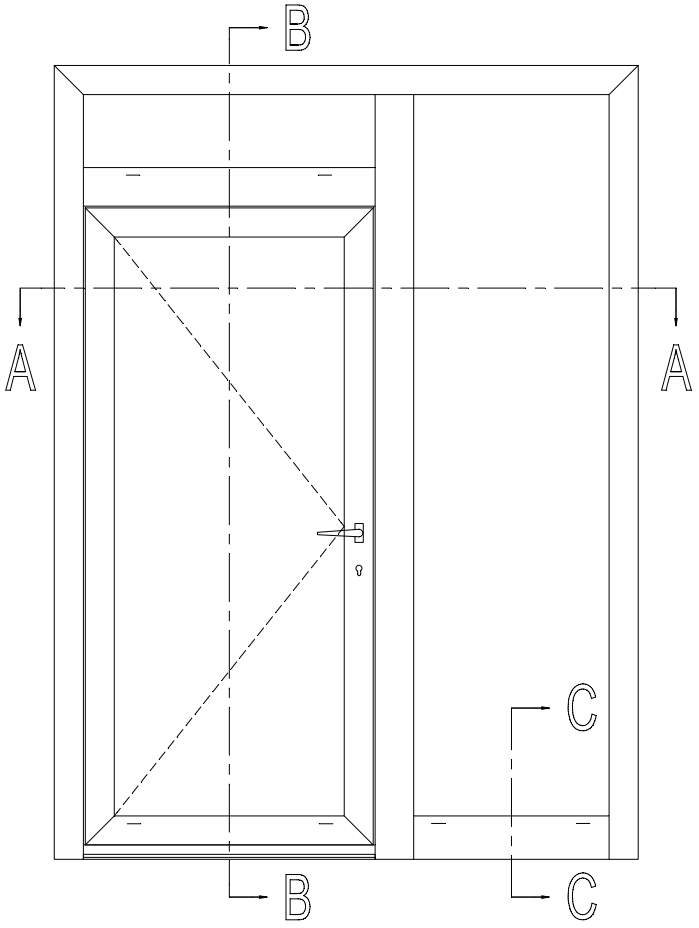

b1 = B1 -256
h1 = H1 - 208
b2 = B2 - 90
h2 = H - 151
b3 = B1 - 90
h3 = H2 - 90

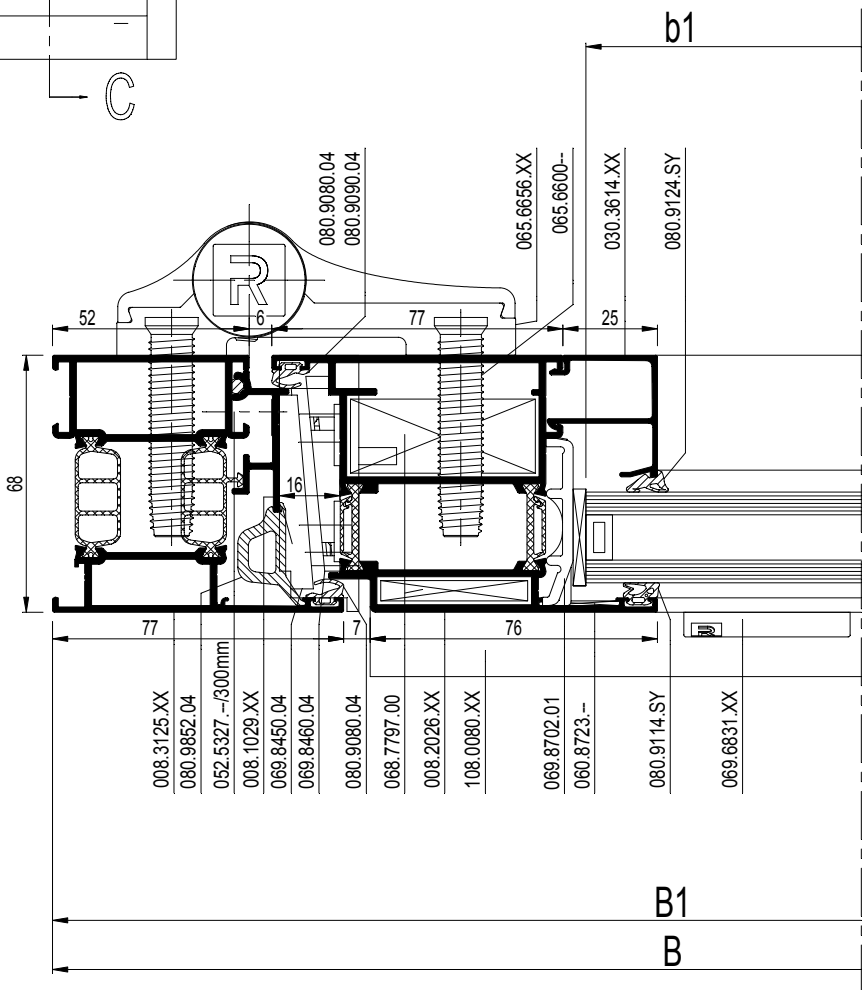

schaal - échelle
scale - Maßstab
1/2

D0075324

CS 77

SAMENGESTELDE DEUR BINNENDR. MET DUB. AANSLAGD.
PORTE COMPOSEE AVEC D. JOINT DE BUTEE OUVR. VERS L'INT.
COMBINED DOOR INWARD OPENING WITH DOUB. WEATHER STRIP
KOMBINIERTE TUER IN. OEFFN. MIT DOPPELANSCHLAGD.

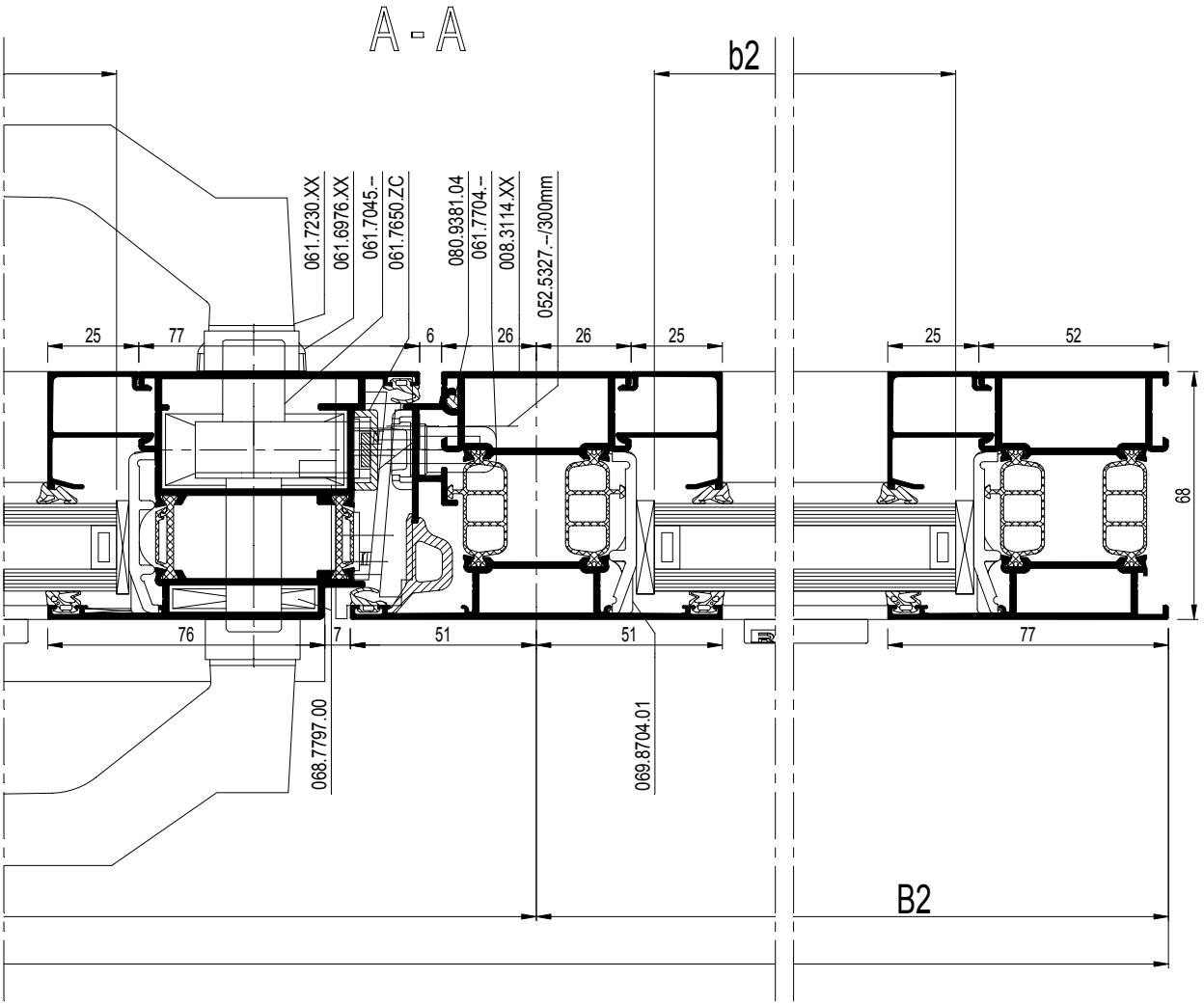

schaal - échelle
scale - Maßstab
1/2

D0075324

CS 77

SAMENGESTELDE DEUR BINNENDR. MET DUB. AANSLAGD.
PORTE COMPOSEE AVEC D. JOINT DE BUTEE OUVR. VERS L'INT.
COMBINED DOOR INWARD OPENING WITH DOUB. WEATHER STRIP
KOMBINIERTE TUER IN. OEFFN. MIT DOPPELANSCHLAGD.

REYNAERS aluminium

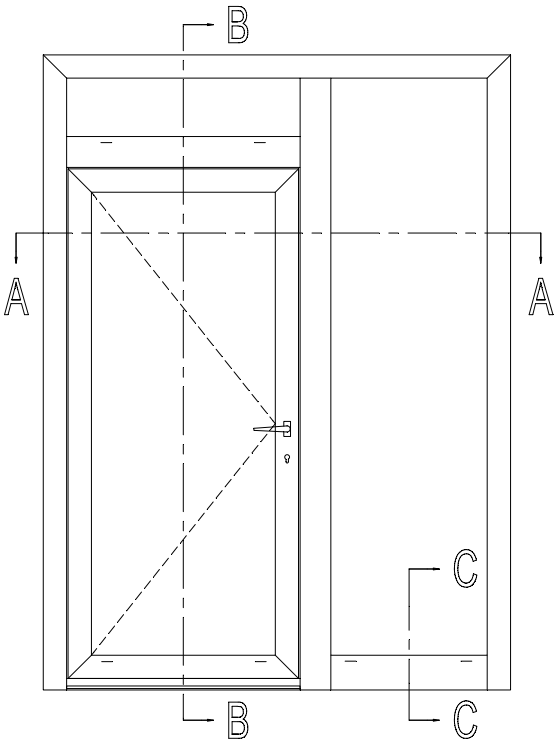

			#	Lm	
008.3125.XX			1	B	13.C....
			1	H	
			1	H	
008.2026.XX			2	B1 - 90	13.C....
			2	H1 - 42	
008.1029.XX			1	H1 - 21.5	13.C....
			1	H1 - 21.5	
			1	B1 - 69	
008.3114.XX			1	H - 52	13.C....
			1	B1 - 78	
008.0142.XX			1	B2 - 78	13.C....
108.0080.XX			1	B - 142	13.C....
008.0873.XX			1	B1 - 136	13.C....
030.3614.XX			2	B1 - 244	13.C....
			2	H1 - 246	
			2	B1 - 78	
			2	H2 - 128	
			2	B2 - 78	
			2	H - 189	

		#	
068.7854.00		2	ACCESS CS
068.7855.00		2	ACCESS CS
068.7797.00		4	ACCESS CS
060.8723.--		6	ACCESS CS
068.8732.00		3	ACCESS CS
068.8682.04		6	ACCESS CS
050.5153.--		6	ACCESS CS
068.8734.00		2	ACCESS CS
068.8682.04		4	ACCESS CS
050.5153.--		4	ACCESS CS
065.6656.XX		13.F....	ACCESS CS
065.6600.--		13.F....	ACCESS CS
061.7650.ZC		1	ACCESS CS
052.5316.--		2	ACCESS CS
061.7045.--		1	ACCESS CS
061.6976.XX		1	ACCESS CS
052.5311.--		2	ACCESS CS
061.7704.--		1	ACCESS CS
052.5316.--		3	ACCESS CS
061.7230.XX		1	ACCESS CS
050.5161.--		4	ACCESS CS
069.6831.XX		13.F....	ACCESS CS
069.8702.01		13.F....	ACCESS CS
069.8704.01		13.F....	ACCESS CS
069.8450.04		1	ACCESS CS
052.5311.--		4	
069.8460.04		1	ACCESS CS
052.5311.--		4	
080.9381.04		B1 - 69	ACCESS CS
		2x (H1 - 21.5)	
080.9080.04		(3xB1) + (4xH1)	ACCESS CS
080.9090.04		4	ACCESS CS
080.9440.04		13.F....	ACCESS CS
080.9320.04		13.F....	ACCESS CS
080.9114.SY		(2xb1)+(2xh1)	ACCESS CS
		+(2xb2)+(2xh2)	ACCESS CS
		+(2xb3)+(2xh3)	ACCESS CS
080.9124.SY		(2xb1)+(2xh1)	ACCESS CS
		+(2xb2)+(2xh2)	ACCESS CS
		+(2xb3)+(2xh3)	ACCESS CS
080.9852.04		13.F....	ACCESS CS
081.9092.04		8 x 51.5	ACCESS CS
052.5313.--		4	ACCESS CS
052.5317.--		1/300mm	ACCESS CS
052.5327.--		1/300mm	ACCESS CS

schaal - échelle
scale - Maßstab
1/2

D0075325

CS 77

SAMENGESTELDE DEUR BINNENDR. MET DUB. AANSLAGD.
PORTE COMPOSEE AVEC D. JOINT DE BUTEE OUVR. VERS L'INT.
COMBINED DOOR INWARD OPENING WITH DOUB. WEATHER STRIP
KOMBINIERTE TUER IN. OEFFN. MIT DOPPELANSCHLAGD.

REYNAERS aluminium

Variant HI / Variante HI / Variant HI / Variante HI

080.9625.07		(2xb1)+(2xh1)	ACCESS CS
		+(2xb2)+(2xh2)	ACCESS CS
		+(2xb3)+(2xh3)	ACCESS CS
080.9231.07		(1xB) + (2xH)	ACCESS CS

Variant / Variante / Variant / Variante

Winddruk - Pression de vent
Windpressure - Windlast 150 Pa

061.7302.ZC (din L)		1	ACCESS CS
of - ou - or - oder			
061.7303.ZC (din R)		1	ACCESS CS
052.5316.--		12	ACCESS CS
061.7722.-- (din L)		1	ACCESS CS
of - ou - or - oder			
061.7724.-- (din R)		1	ACCESS CS
052.5316.--		3	ACCESS CS
061.7721.--		2	ACCESS CS
052.5316.--		4	ACCESS CS
061.7725.-- (din L)		1	ACCESS CS
of - ou - or - oder			
061.7723.-- (din R)		1	ACCESS CS
052.5316.--		2	ACCESS CS
061.7726.--		1	ACCESS CS

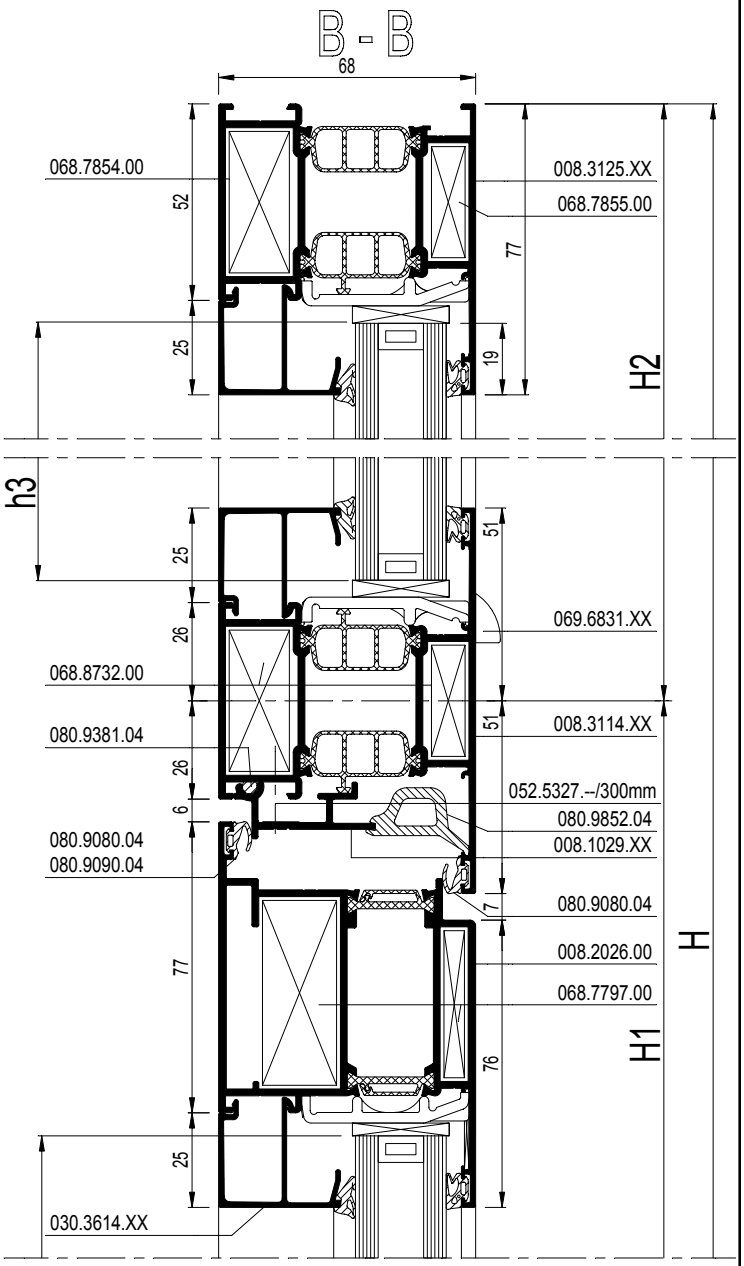

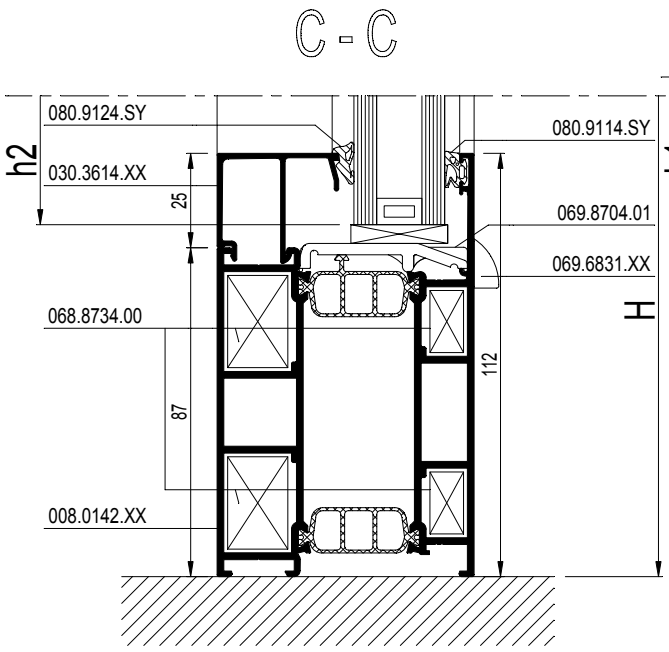

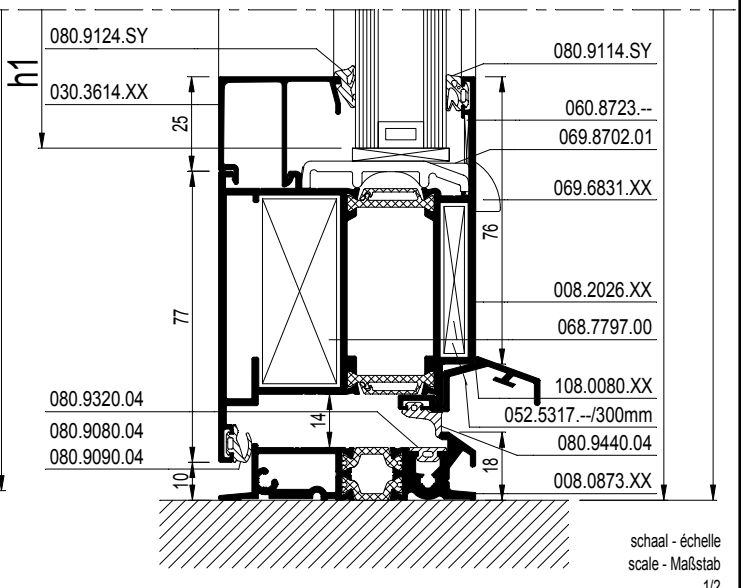

schaal - échelle
scale - Maßstab
1/2

D0075325

CS 77

STOLPDEUR BINNENDR. MET DUBBELE AANSLAGD.
PORTE DOUBLE AVEC D. JOINT DE BUTEE OUVR. V. L'INT.
DOUBLE CASEM. D. INW. OPEN. WITH DOUB. WEATHER STRIP
STULPFL.TUER IN. OEFFN. MIT DOPPELANSCHLAGDICHTUNG

REYNAERS aluminium

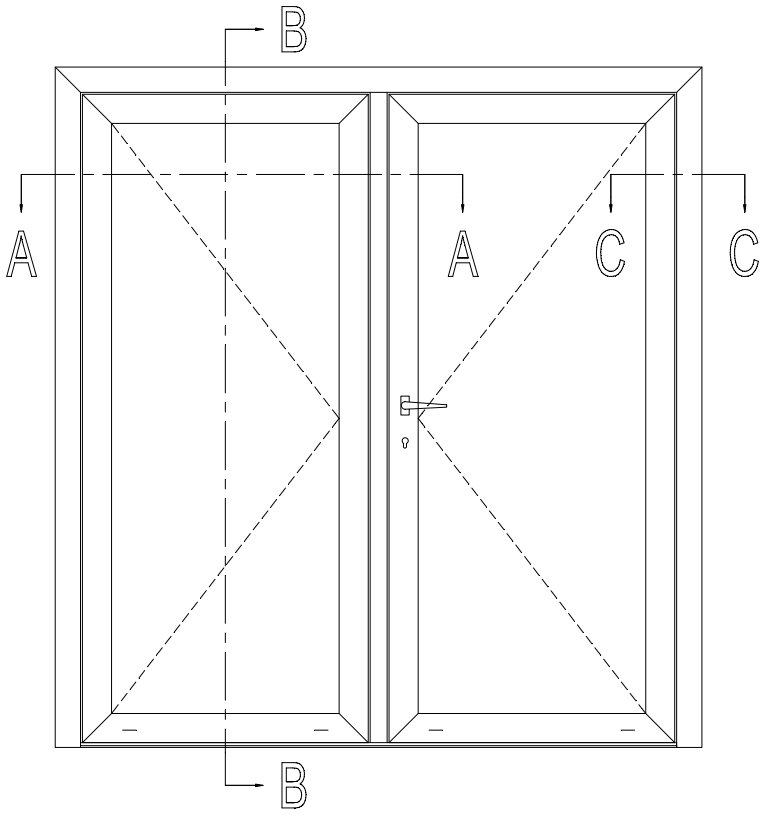

b1 = B1 - 217
b2 = B2 - 217
h = H - 224

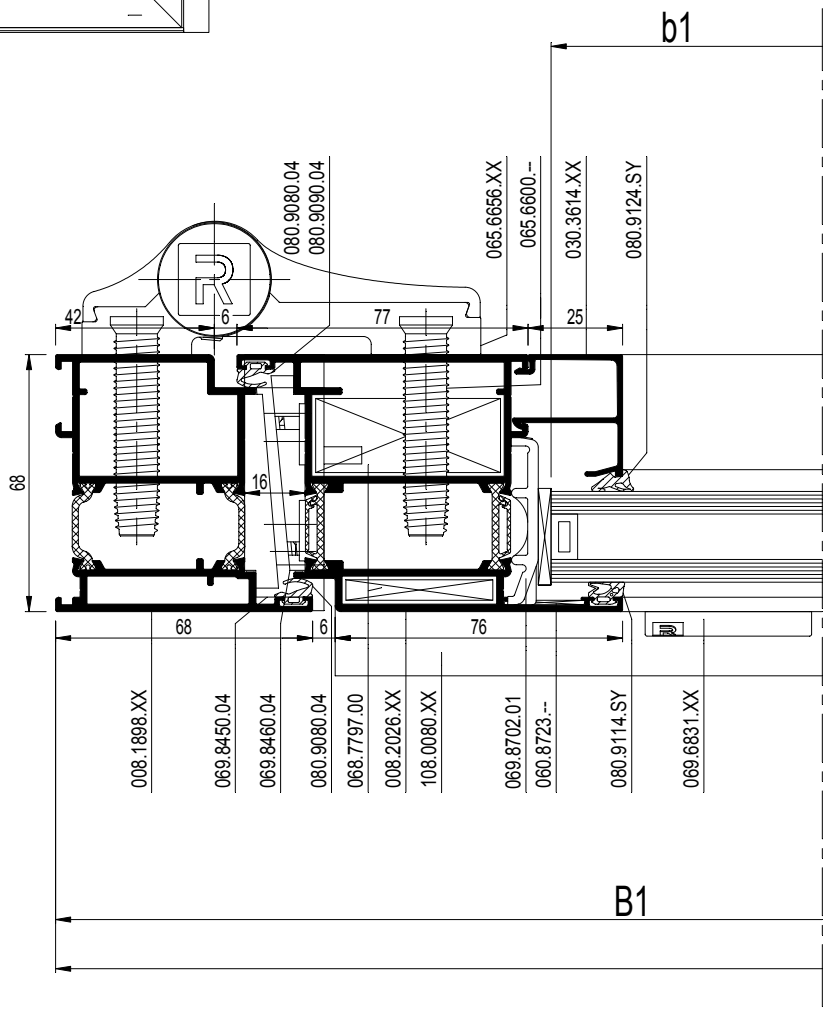

schaal - échelle
scale - Maßstab
1/2

D0075322

CS 77

STOLPDEUR BINNENDR. MET DUBBELE AANSLAGD.
PORTE DOUBLE AVEC D. JOINT DE BUTEE OUVR. V. L'INT.
DOUBLE CASEM. D. INW. OPEN. WITH DOUB. WEATHER STRIP
STULPFL.TUER IN. OEFFN. MIT DOPPELANSCHLAGDICHTUNG

REYNAERS aluminium

		#	Lm	
008.1898.XX		1	B	13.C....
		1	H	
		1	H	
008.2026.XX		2	B1 - 51	13.C....
		2	B2 - 51	
		4	H - 58	
008.2015.XX		1	H - 100	13.C....
108.0080.XX		1	B1 - 51	13.C....
		1	B2 - 103	
008.0873.XX		1	B - 142	13.C....
030.3614.XX		2	B1 - 205	13.C....
		2	B2 - 205	
		4	H - 262	

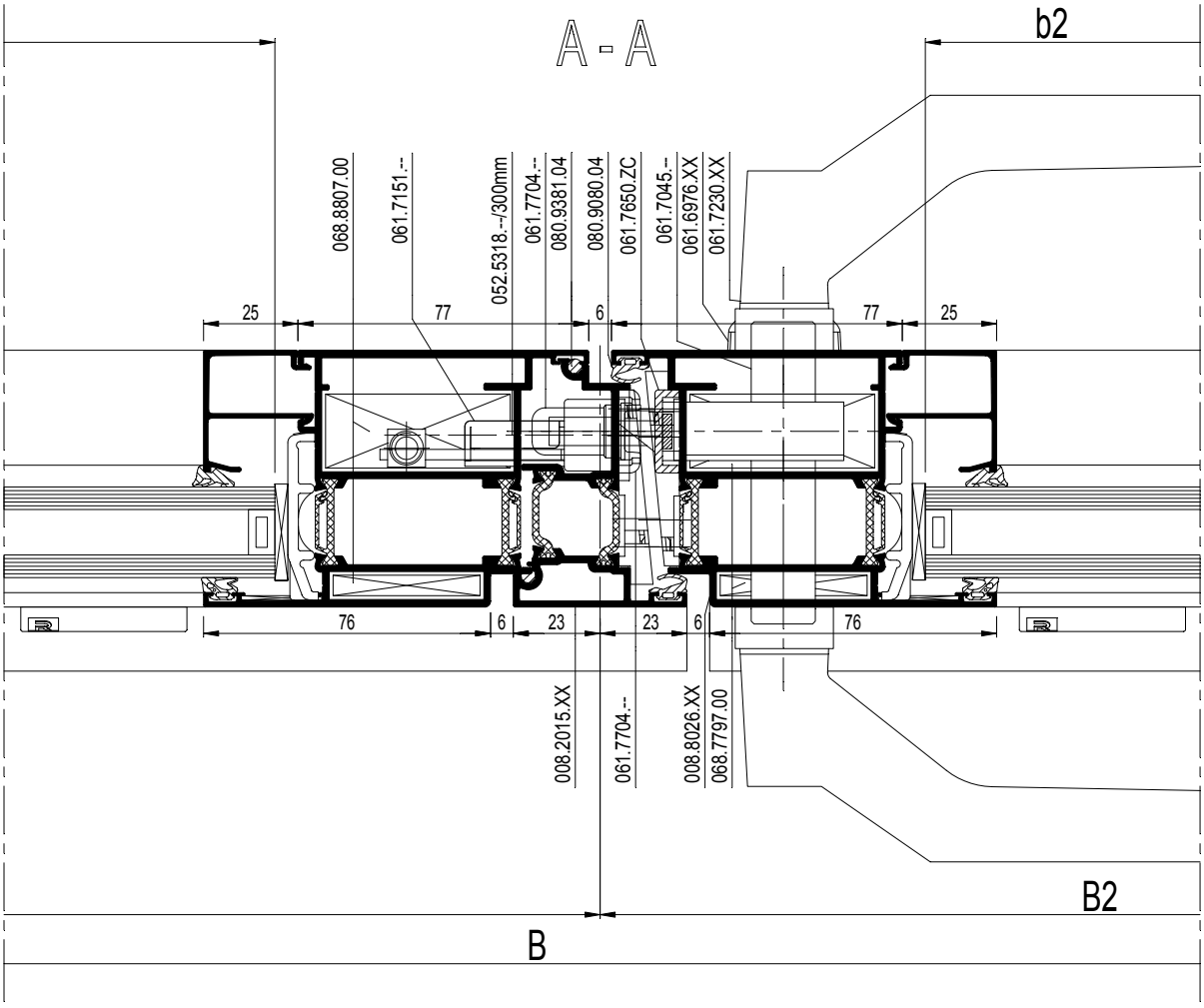

schaal - échelle
scale - Maßstab
1/2

D0075322

CS 77

STOLPDEUR BINNENDR. MET DUBBELE AANSLAGD.
PORTE DOUBLE AVEC D. JOINT DE BUTEE OUVR. V. L'INT.
DOUBLE CASEM. D. INW. OPEN. WITH DOUB. WEATHER STRIP
STULPFL.TUER IN. OEFFN. MIT DOPPELANSCHLAGDICHTUNG

REYNAERS aluminium

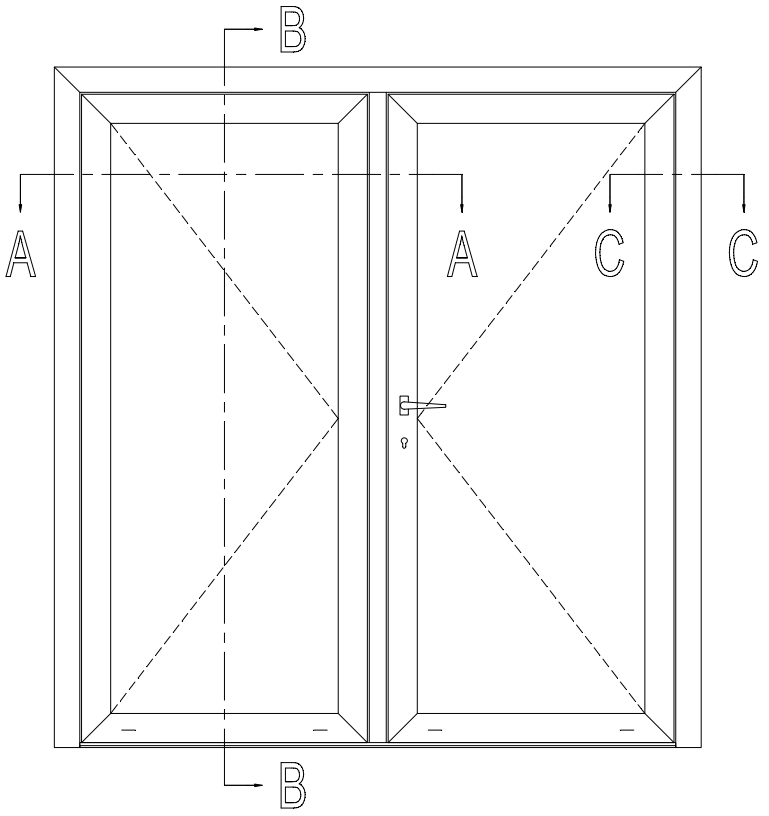

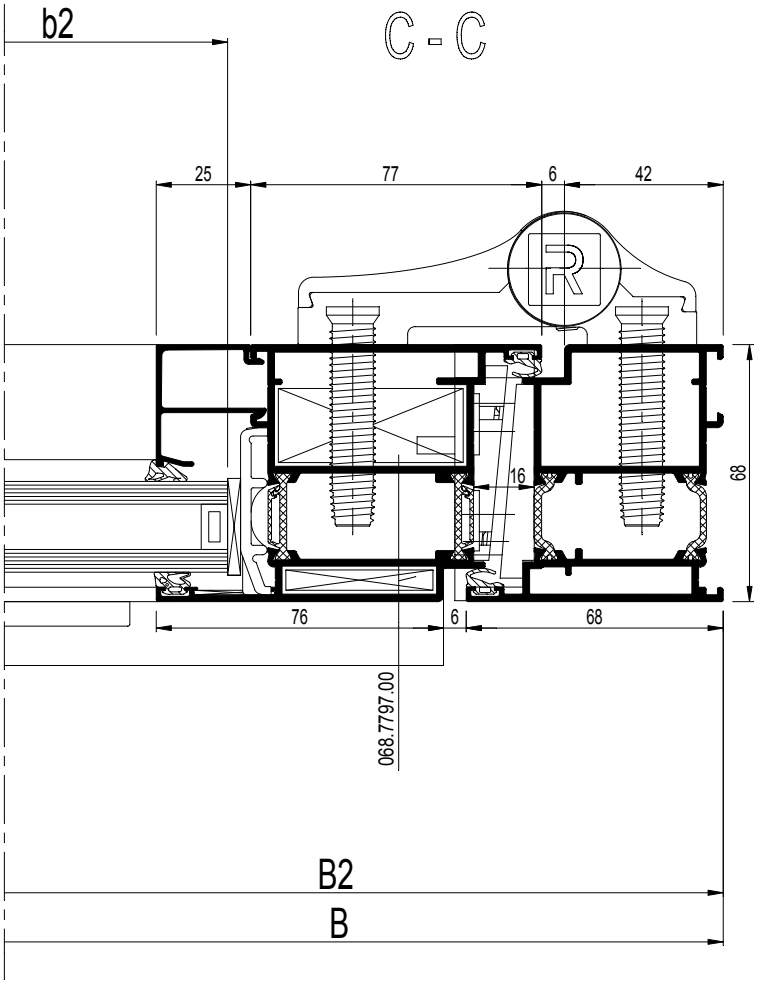

Variant / Variante / Variant / Variante
Winddruk - Pression de vent
Windpressure - Windlast 150 Pa

		#	☞
061.7302.ZC (din L)		1	ACCESS CS
of - ou - or - oder			
061.7303.ZC (din R)		1	ACCESS CS
052.5316.--		12	ACCESS CS
061.7722.-- (din L)		1	ACCESS CS
of - ou - or - oder			
061.7724.-- (din R)		1	ACCESS CS
052.5316.--		3	ACCESS CS
061.7721.--		2	ACCESS CS
052.5316.--		4	ACCESS CS
061.7725.-- (din L)		1	ACCESS CS
of - ou - or - oder			
061.7723.-- (din R)		1	ACCESS CS
052.5316.--		2	ACCESS CS
061.7726.--		1	ACCESS CS

Espagnoletslot - Fermeture Espagnolette (*)
Espagnolette lock - Falztreibriegel

		#	☞
061.7151.--		1	ACCESS CS
052.5331.--		2	ACCESS CS
061.7155.--		1	ACCESS CS
061.7154.--		2	ACCESS CS
061.7156.--		1	ACCESS CS
061.7152.--		4	ACCESS CS
052.5308.--		8	ACCESS CS

of - ou - or - oder

Stangenslot - Serrure a Tige (*)
Bar Lock - Tuertreibriegel

		#	☞
061.7199.--		1	ACCESS CS
of - ou - or - oder			
061.7198.--		1	ACCESS CS
050.5011.--		2	ACCESS CS
061.7183.--		2	ACCESS CS
061.7154.--		2	ACCESS CS
061.7192.--		1	ACCESS CS
061.7191.17		3	ACCESS CS
052.5317.--		6	ACCESS CS

* inbouw zie 13.F.... / Encastrement voire 13.F....
* Embedding see 13.F.... / Einbau siehe 13.F....

schaal - échelle
scale - Maßstab
1/2

D0075323

CS 77

STOLPDEUR BINNENDR. MET DUBBELE AANSLAGD.
PORTE DOUBLE AVEC D. JOINT DE BUTEE OUVR. V. L'INT.
DOUBLE CASEM. D. INW. OPEN. WITH DOUB. WEATHER STRIP
STULPFL.TUER IN. OEFFN. MIT DOPPELANSCHLAGDICHTUNG

REYNAERS aluminium

		#	
068.7794.00		2	ACCESS CS
068.7797.00		6	ACCESS CS
069.8807.00		2	ACCESS CS
060.8723.--		8	ACCESS CS
065.6656.XX		13.F....	ACCESS CS
065.6600.--		13.F....	ACCESS CS
061.7650.ZC		1	ACCESS CS
052.5316.--		2	ACCESS CS
061.7045.--		1	ACCESS CS
061.6976.XX		1	ACCESS CS
052.5311.--		2	ACCESS CS
061.7704.--		1	ACCESS CS
052.5316.--		3	ACCESS CS
061.7230.XX		1	ACCESS CS
050.5161.--		4	ACCESS CS
069.6831.XX		13.F....	ACCESS CS
069.8702.01		13.F....	ACCESS CS
069.8647.04		1	ACCESS CS
052.5311.--		2	
069.8450.04		1	ACCESS CS
052.5311.--		4	
069.8460.04		2	ACCESS CS
052.5311.--		8	
080.9381.04		2x (H - 114)	ACCESS CS
080.9080.04		(3xB)+(6xH)	ACCESS CS
080.9090.04		6	ACCESS CS
080.9440.04		13.F....	ACCESS CS
080.9320.04		13.F....	ACCESS CS
080.9114.SY		(2xb1)+(2xb2)	ACCESS CS
		+(4xh)	
080.9124.SY		(2xb1)+(2xb2)	ACCESS CS
		+(4xh)	
081.9092.04		12 x 51.5	ACCESS CS
052.5313.--		4	ACCESS CS
052.5318.--		1/300mm	ACCESS CS
052.5317.--		1/300mm	ACCESS CS

Variant HI / Variante HI / Variant HI / Variante HI

080.9625.07		(2xb1)+(2xb2)	ACCESS CS
		+(4xh)	
080.9231.07		(1xB)+(2xH)	ACCESS CS

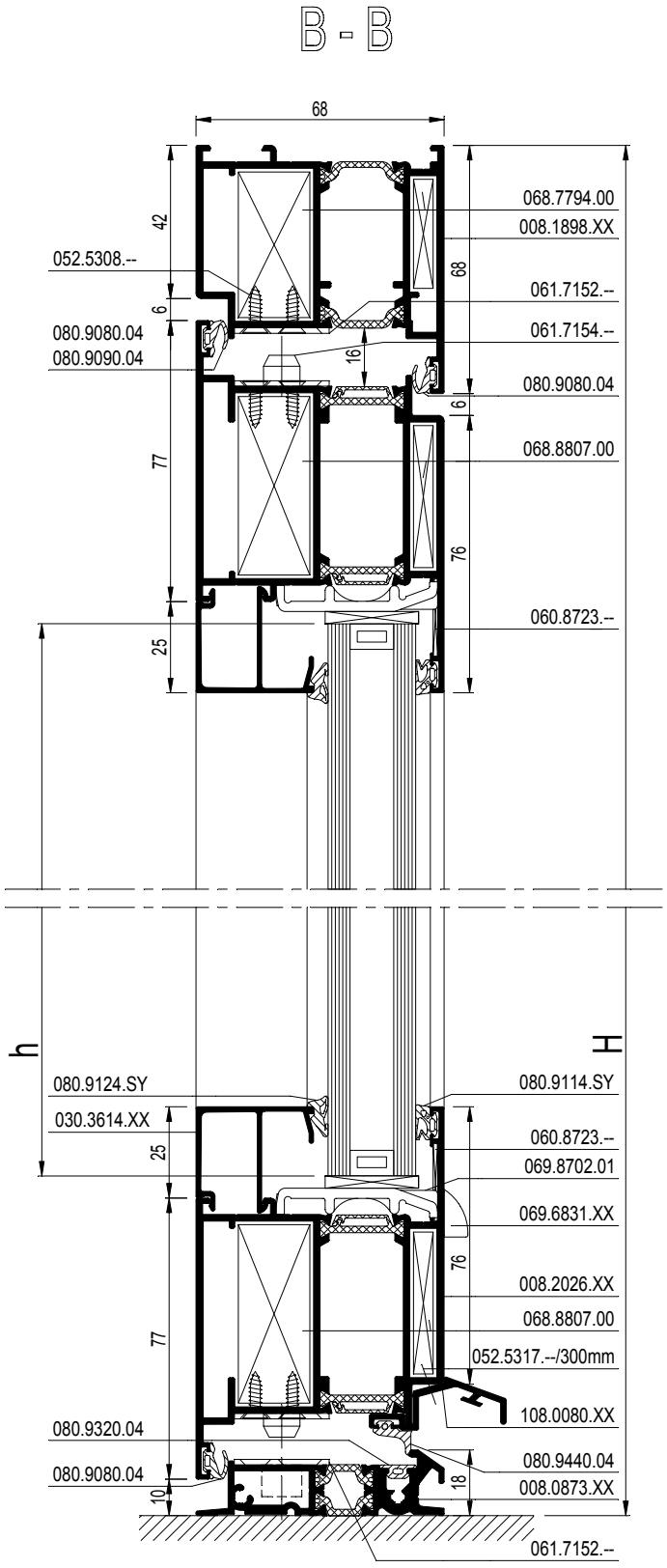

schaal - échelle
scale - Maßstab
1/2

D0075323

CS 77

Z-T DEUR BINNENDR. MET DUBBELE AANSLAGDICHTING
PORTE Z-T DOUBLE JOINT DE BUTEE OUVR. VERS L'INT.
Z-T DOOR INW. OPEN. WITH DOUBLE WEATHER STRIP
Z-T TUER IN. OEFFN. MIT DOPPELANSCHLAGDICHTUNG

REYNAERS aluminium

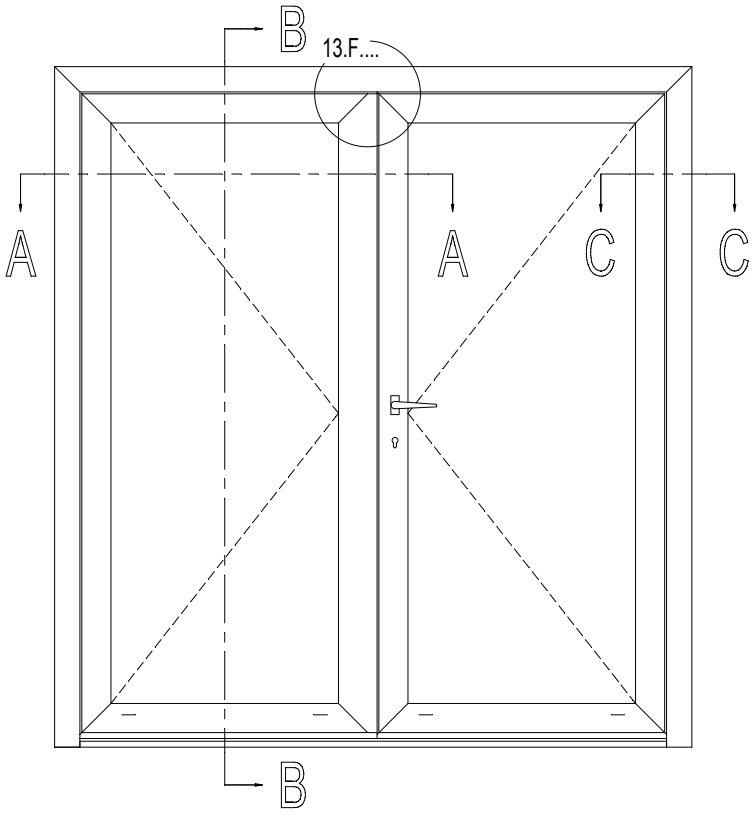

b1 = B1 - 204
b2 = B2 - 204
h = H - 224

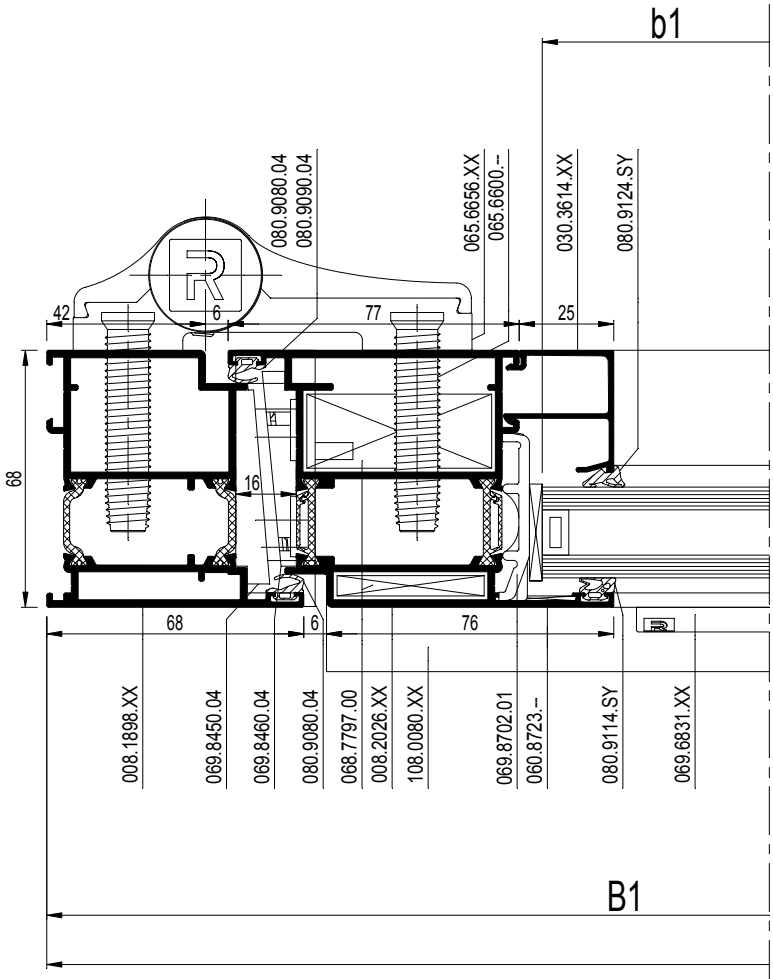

schaal - échelle
scale - Maßstab
1/2

D0075193

CS 77

Z-T DEUR BINNENDR. MET DUBBELE AANSLAGDICHTING
PORTE Z-T DOUBLE JOINT DE BUTEE OUVR. VERS L'INT.
Z-T DOOR INW. OPEN. WITH DOUBLE WEATHER STRIP
Z-T TUER IN. OEFFN. MIT DOPPELANSCHLAGDICHTUNG

REYNAERS aluminium

		#	Lm	
008.1898.XX		1	B	13.C....
		1	H	
		1	H	
008.2026.XX		2	B1 - 38	13.C....
		2	B2 - 38	
		2	H - 58	
		1	H - 58	
008.2014.XX		1	H - 58	13.C....
008.0873.XX		1	B - 142	13.C....
108.0080.XX		1	B1 - 64	13.C....
		1	B2 - 90	
030.3614.XX		2	B1 - 192	13.C....
		2	B2 - 192	
		4	H - 262	

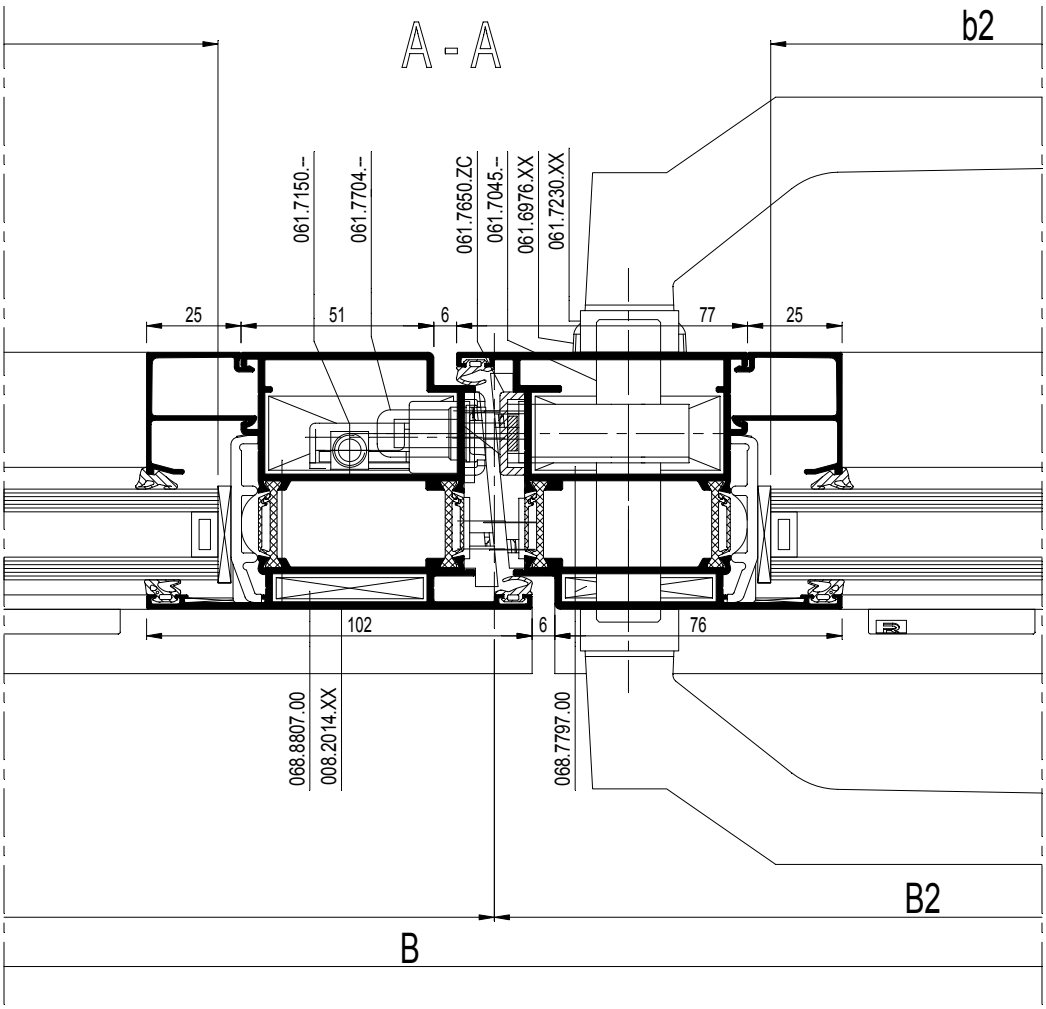

schaal - échelle
scale - Maßstab
1/2

D0075193

CS 77

Z-T DEUR BINNENDR. MET DUBBELE AANSLAGDICHTING
PORTE Z-T DOUBLE JOINT DE BUTEE OUVR. VERS L'INT.
Z-T DOOR INW. OPEN. WITH DOUBLE WEATHER STRIP
Z-T TUER IN. OEFFN. MIT DOPPELANSCHLAGDICHTUNG

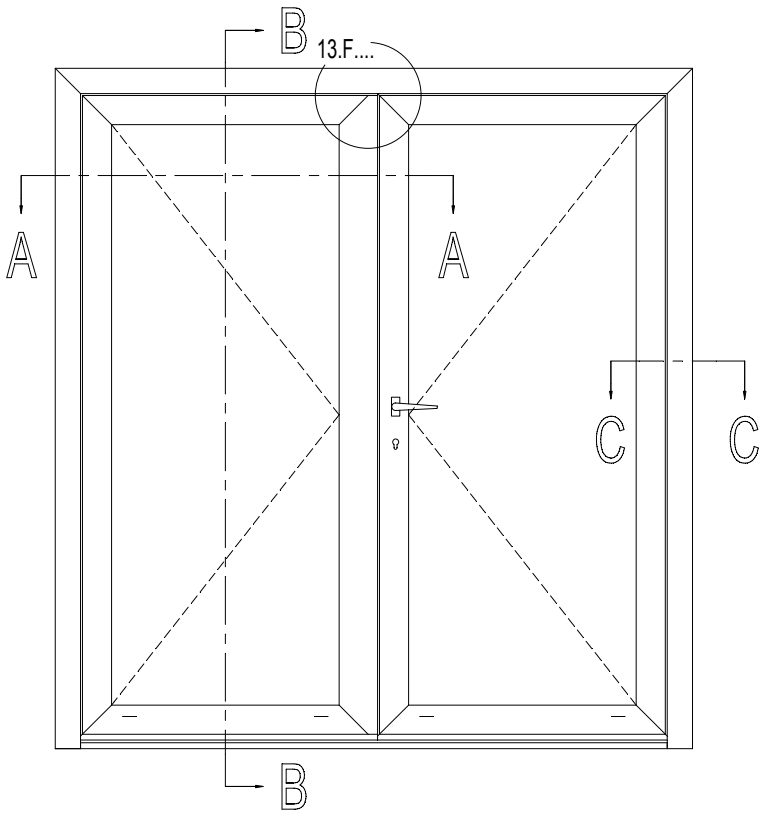

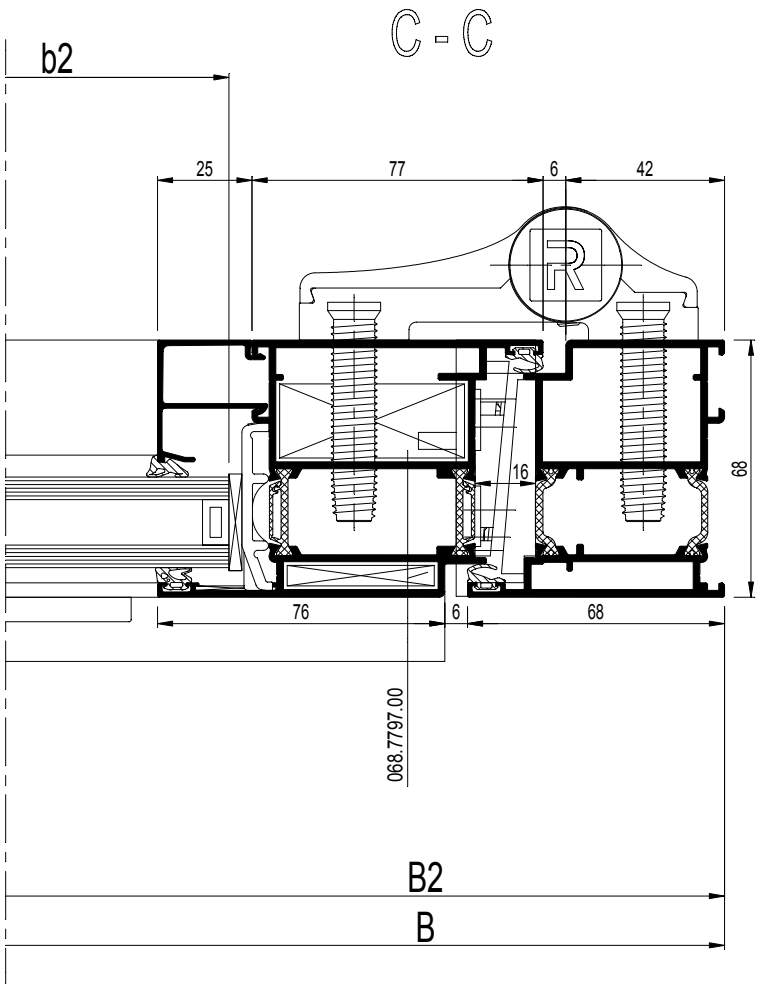

Variant / Variante / Variant / Variante
Winddruk - Pression de vent
Windpressure - Windlast 150 Pa

		#	☞
061.7302.ZC (din L)		1	ACCESS CS
of - ou - or - oder			
061.7303.ZC (din R)		1	ACCESS CS
052.5316.--		12	ACCESS CS
061.7722.-- (din L)		1	ACCESS CS
of - ou - or - oder			
061.7724.-- (din R)		1	ACCESS CS
052.5316.--		3	ACCESS CS
061.7721.--		2	ACCESS CS
052.5316.--		4	ACCESS CS
061.7725.-- (din L)		1	ACCESS CS
of - ou - or - oder			
061.7723.-- (din R)		1	ACCESS CS
052.5316.--		2	ACCESS CS
061.7726.--		1	ACCESS CS

Espagnoletslot - Fermeture Espagnolette (*)
Espagnolette lock - Falztreibriegel

		#	☞
061.7150.--		1	ACCESS CS
052.5331.--		2	ACCESS CS
061.7155.--		1	ACCESS CS
061.7154.--		2	ACCESS CS
061.7156.--		1	ACCESS CS
061.7152.--		4	ACCESS CS
052.5308.--		8	ACCESS CS

of - ou - or - oder

Stangenslot - Serrure a Tige (*)
Bar Lock - Tuertreibriegel

		#	☞
061.7199.--		1	ACCESS CS
of - ou - or - oder			
061.7198.--		1	ACCESS CS
050.5011.--		2	ACCESS CS
061.7183.--		2	ACCESS CS
061.7154.--		2	ACCESS CS
061.7192.--		1	ACCESS CS
061.7191.17		3	ACCESS CS
052.5317.--		6	ACCESS CS

* inbouw zie 13.F.... / Encastrement voire 13.F....
* Embedding see 13.F.... / Einbau siehe 13.F....

schaal - échelle
scale - Maßstab
1/2

D0075194

CS 77

Z-T DEUR BINNENDR. MET DUBBELE AANSLAGDICHTING
PORTE Z-T DOUBLE JOINT DE BUTEE OUVR. VERS L'INT.
Z-T DOOR INW. OPEN. WITH DOUBLE WEATHER STRIP
Z-T TUER IN. OEFFN. MIT DOPPELANSCHLAGDICHTUNG

REYNAERS aluminium

		#	☞
068.7794.00		2	ACCESS CS
068.7797.00		6	ACCESS CS
069.8807.00		2	ACCESS CS
060.8723.--		8	ACCESS CS
065.6656.XX		13.F....	ACCESS CS
065.6600.--		13.F....	ACCESS CS
061.7650.ZC		1	ACCESS CS
052.5316.--		2	ACCESS CS
061.7045.--		1	ACCESS CS
061.6976.XX		1	ACCESS CS
052.5311.--		2	ACCESS CS
061.7704.--		1	ACCESS CS
052.5316.--		3	ACCESS CS
061.7230.XX		1	ACCESS CS
050.5161.--		4	ACCESS CS
069.6831.XX		13.F....	ACCESS CS
069.8702.01		13.F....	ACCESS CS
069.8511.XX		1	ACCESS CS
069.8512.XX		1	ACCESS CS
069.8450.04		1	ACCESS CS
052.5311.--		4	
069.8460.04		2	ACCESS CS
052.5311.--		8	
080.9080.04		(3xB)+(6xH)	ACCESS CS
080.9090.04		6	ACCESS CS
080.9440.04		13.F....	ACCESS CS
080.9320.04		13.F....	ACCESS CS
080.9114.SY		(2xb1)+(2xb2)	ACCESS CS
		+(4xh)	
080.9124.SY		(2xb1)+(2xb2)	ACCESS CS
		+(4xh)	
081.9092.04		12 x 51.5	ACCESS CS
052.5313.--		4	ACCESS CS
052.5318.--		1/300mm	ACCESS CS
052.5317.--		1/300mm	ACCESS CS

Variant HI / Variante HI / Variant HI / Variante HI

080.9625.07		(2xb1)+(2xb2)	ACCESS CS
		+(4xh)	
080.9132.07		(1xB)+(2xH)	ACCESS CS

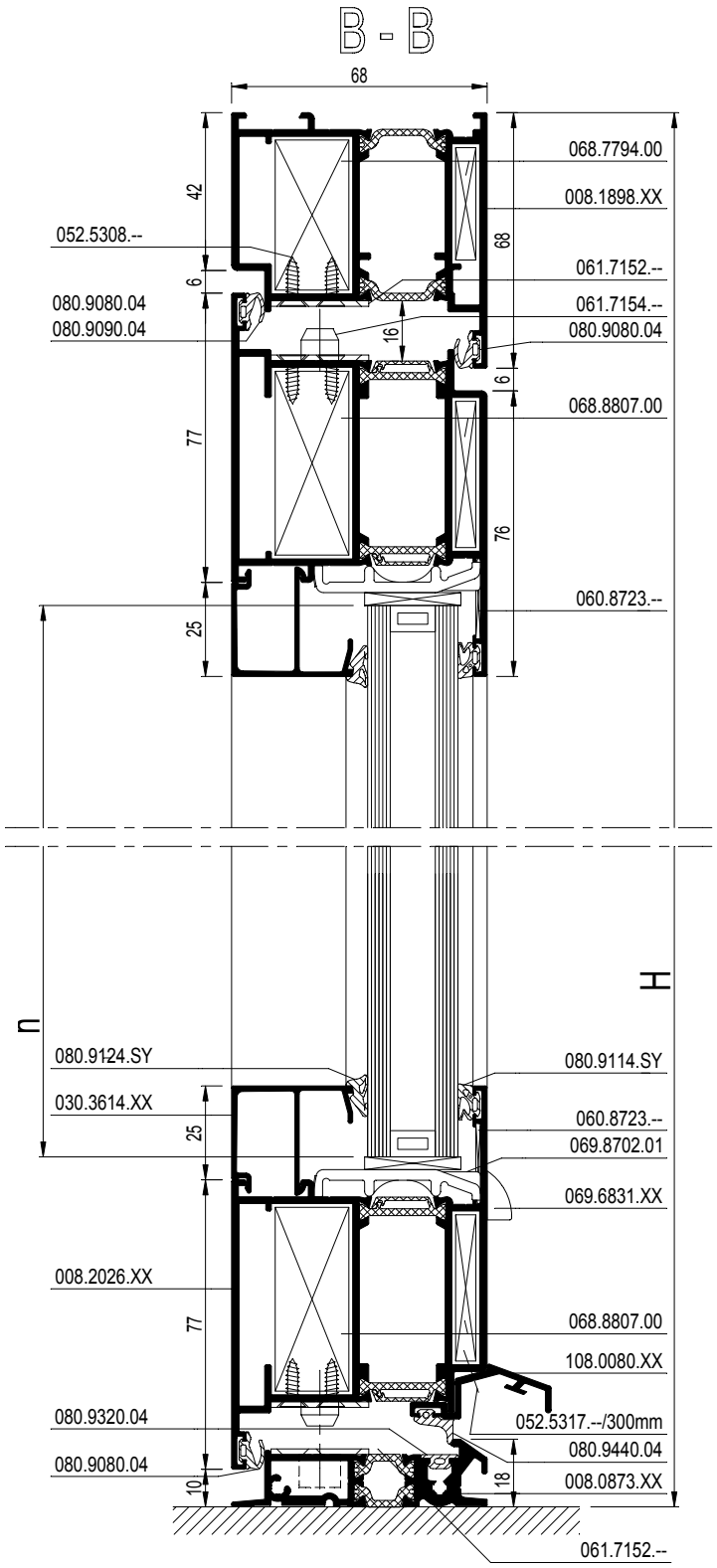

schaal - échelle
scale - Maßstab
1/2

D0075194

CS 77

DEUR BUITENDR. MET DUBBELE AANSLAGDICHTING
PORTE DOUBLE JOINT DE BUTEE OUVR. VERS L'EXT.
DOOR OUTW. OPENING WITH DOUBLE WEATHER STRIP
TUER NACH AUSSEN OEFFN. MIT DOPPELANSCHLAGDICHTUNG

REYNAERS aluminium

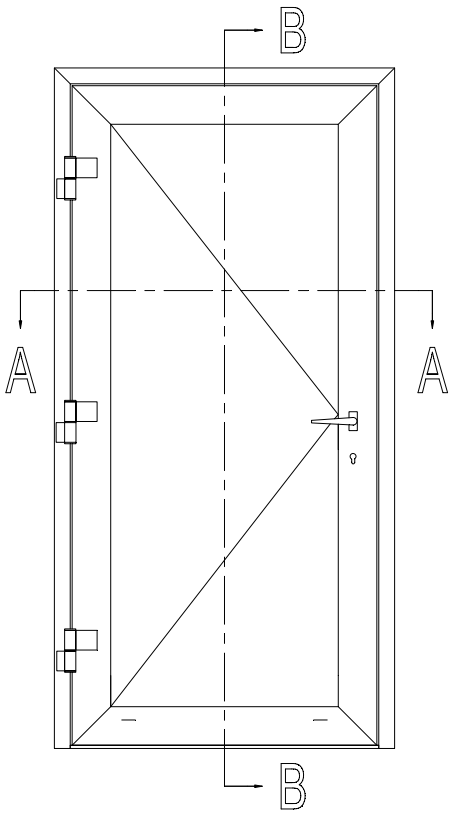

			#	Lm	
008.0469.XX			1	B	13.C....
			1	H	
			1	H	
008.2014.XX			2	B - 96	13.C....
			2	H - 58	
008.0874.XX			1	B - 142	13.C....
008.0081.XX			1	B - 138	13.C....
030.3614.XX			2	B - 250	13.C....
			2	H - 262	

b = B - 262
h = H - 224

Variant HI / Variante HI / Variant HI / Variante HI

		#	
080.9625.07		(2xb)+(2xh)	ACCESS CS
080.9231.07		(1xB)+(2xH)	ACCESS CS

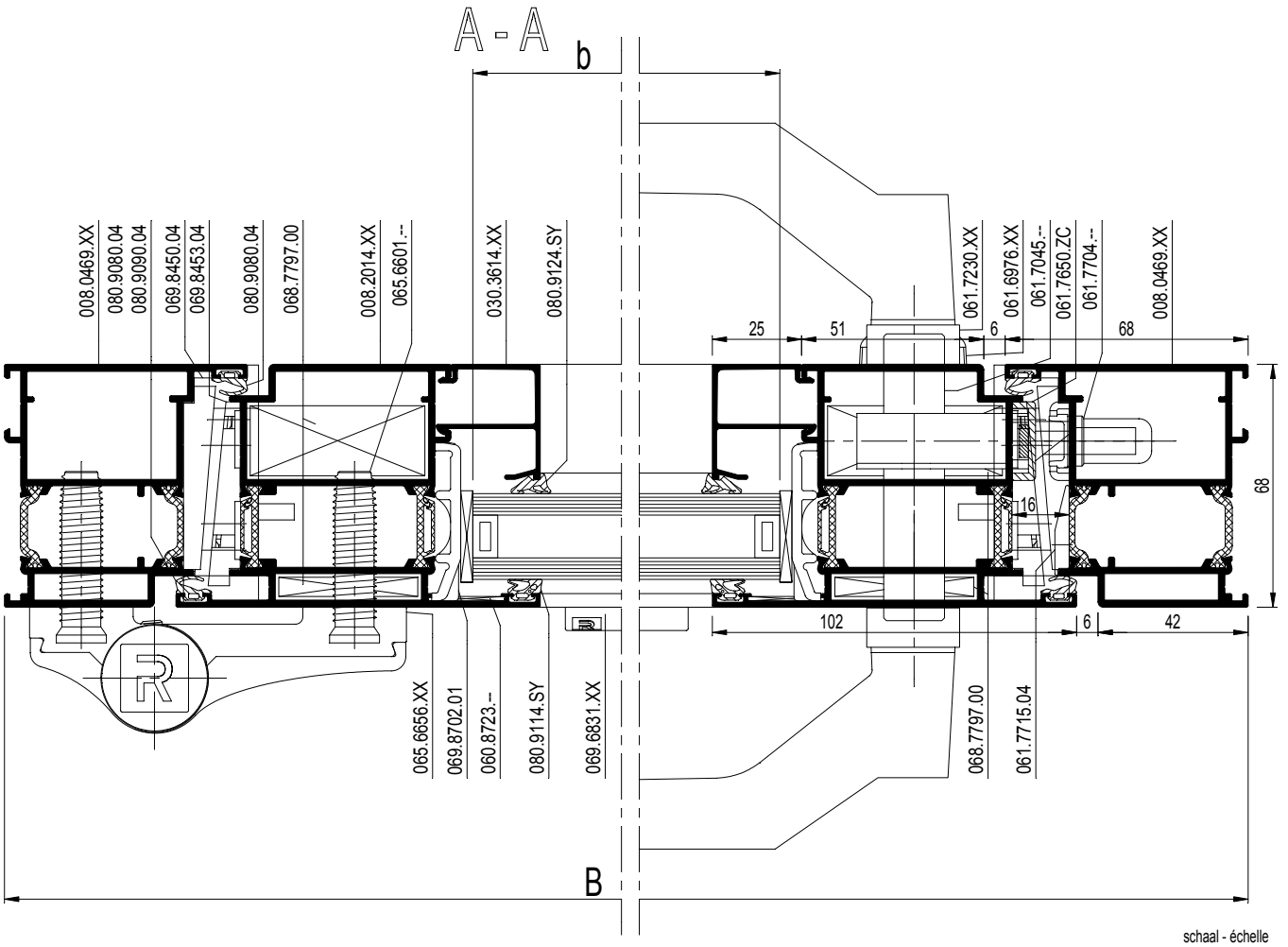

schaal - échelle
scale - Maßstab
1/2

D0075195

CS 77

DEUR BUITENDR. MET DUBBELE AANSLAGDICHTING
PORTE DOUBLE JOINT DE BUTEE OUVR. VERS L'EXT.
DOOR OUTW. OPENING WITH DOUBLE WEATHER STRIP
TUER NACH AUSSEN OEFFN. MIT DOPPELANSCHLAGDICHTUNG

REYNAERS aluminium

		#	☞
068.7794.00		2	ACCESS CS
068.7797.00		4	ACCESS CS
060.8723.--		4	ACCESS CS
065.6656.XX		13.F....	ACCESS CS
065.6601.--		13.F....	ACCESS CS
061.7650.ZC		1	ACCESS CS
052.5316.--		2	ACCESS CS
061.7704.--		1	ACCESS CS
052.5316.--		3	ACCESS CS
061.7715.04		1	ACCESS CS
052.5316.--		2	ACCESS CS
061.7230.XX		1	ACCESS CS
050.5161.--		4	ACCESS CS
061.7045.--		1	ACCESS CS
061.6976.XX		1	ACCESS CS
052.5311.--		2	ACCESS CS
069.6831.XX		13.F....	ACCESS CS
069.8702.01		13.F....	ACCESS CS
069.8450.04		1	ACCESS CS
052.5311.--		4	
069.8460.04		1	ACCESS CS
052.5311.--		4	
080.9080.04		(3xB) + (4xH)	ACCESS CS
080.9090.04		4	ACCESS CS
080.9440.04		13.F....	ACCESS CS
080.9114.SY		(2xb)+(2xh)	ACCESS CS
080.9124.SY		(2xb)+(2xh)	ACCESS CS
081.9092.04		8 x 51.5	ACCESS CS
052.5313.--		4	ACCESS CS
052.5317.--		1/300mm	ACCESS CS

Variant / Variante / Variant / Variante

Winddruk - Pression de vent
Windpressure - Windlast 150 Pa

		#	☞
061.7302.ZC (din L)		1	ACCESS CS
of - ou - or - oder			
061.7303.ZC (din R)		1	ACCESS CS
052.5316.--		12	ACCESS CS
061.7722.-- (din L)		1	ACCESS CS
of - ou - or - oder			
061.7724.-- (din R)		1	ACCESS CS
052.5316.--		3	ACCESS CS
061.7721.--		2	ACCESS CS
052.5316.--		4	ACCESS CS
061.7725.-- (din L)		1	ACCESS CS
of - ou - or - oder			
061.7723.-- (din R)		1	ACCESS CS
052.5316.--		2	ACCESS CS
061.7726.--		1	ACCESS CS

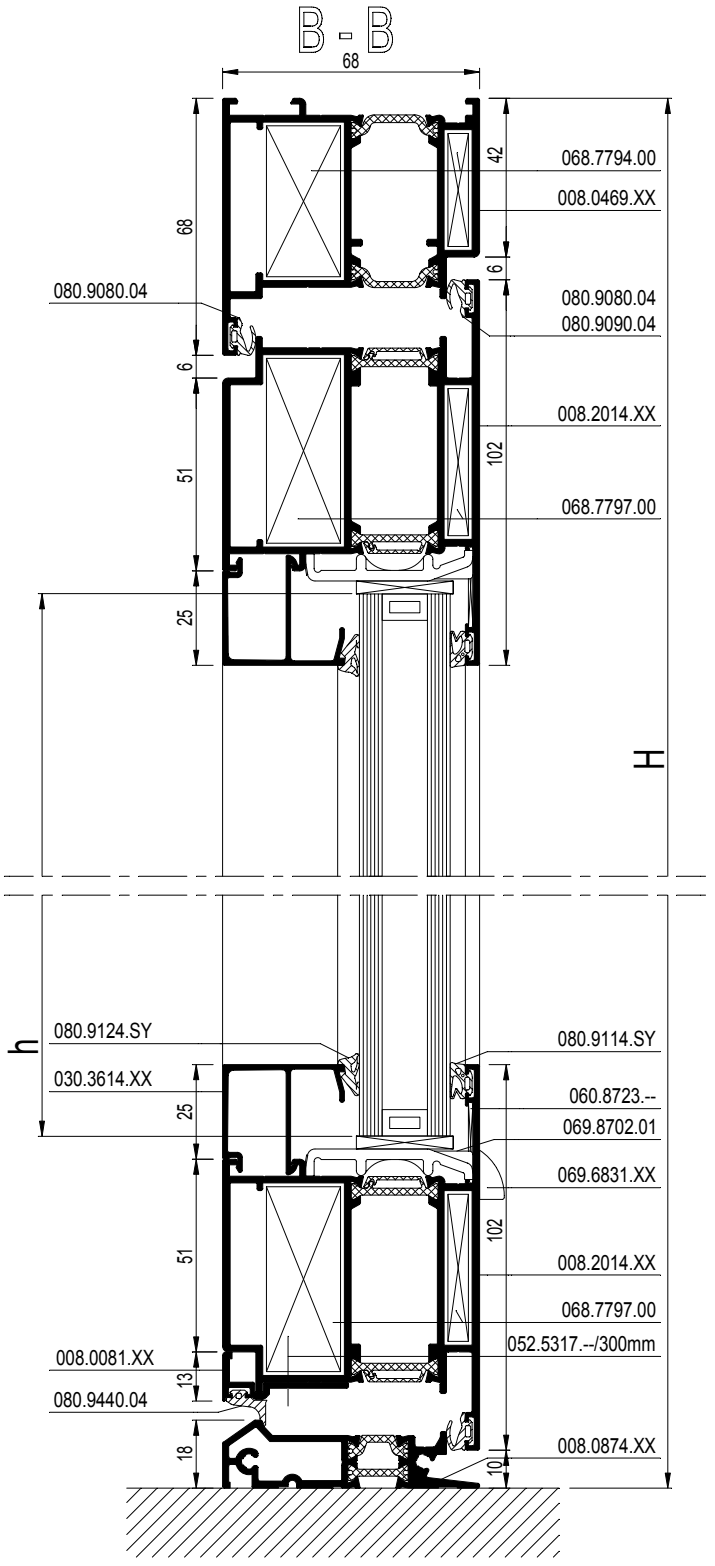

schaal - échelle
scale - Maßstab
1/2

D0075195

CS 77

SAMENGESTELDE DEUR BUITENDR. MET DUB. AANSLAGD.
PORTE COMPOSEE AVEC D. JOINT DE BUTTEE OUVR. V. L'INT.
COMBINED DOOR OUTWARD OPENING WITH DOUB. WEATHER ST.
KOMBINIERTE TUER AUSSEN OEFFN. MIT DOPPELANSCHLAGD.

REYNAERS aluminium

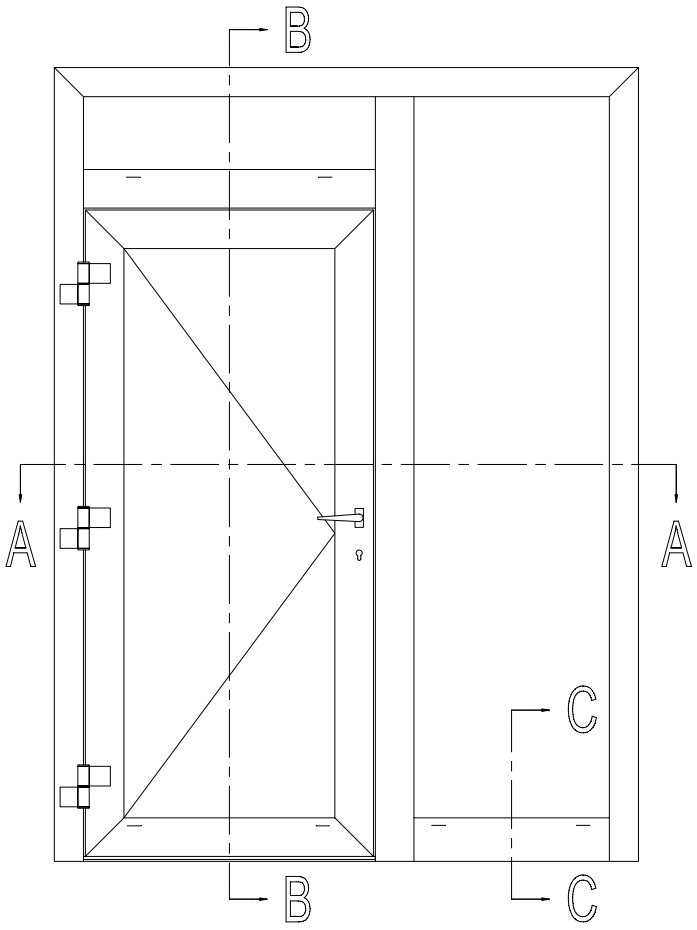

b1 = B1 - 306
h1 = H1 - 233
b2 = B2 - 90
h2 = H - 151
b3 = B1 - 90
h3 = H2 - 90

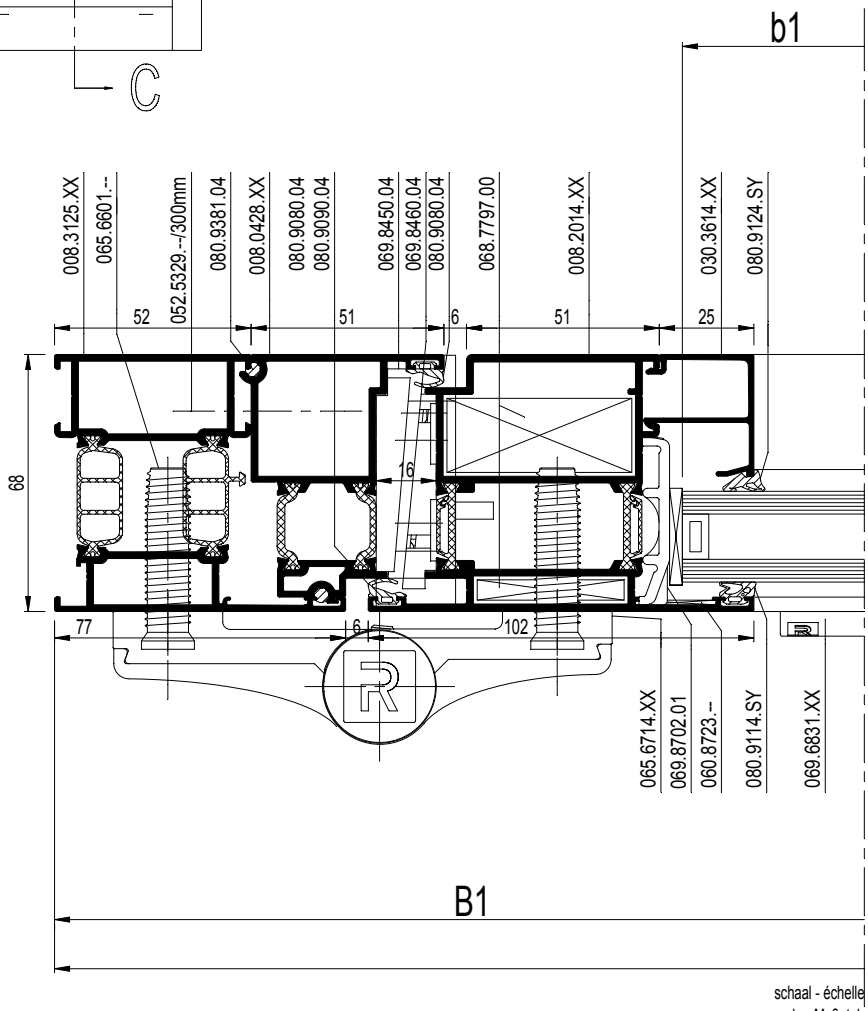

schaal - échelle
scale - Maßstab
1/2

D0075327

CS 77

SAMENGESTELDE DEUR BUITENDR. MET DUB. AANSLAGD.
PORTE COMPOSEE AVEC D. JOINT DE BUTTEE OUVR. V. L'INT.
COMBINED DOOR OUTWARD OPENING WITH DOUB. WEATHER ST.
KOMBINIERTE TUER AUSSEN OEFFN. MIT DOPPELANSCHLAGD.

REYNAERS aluminium

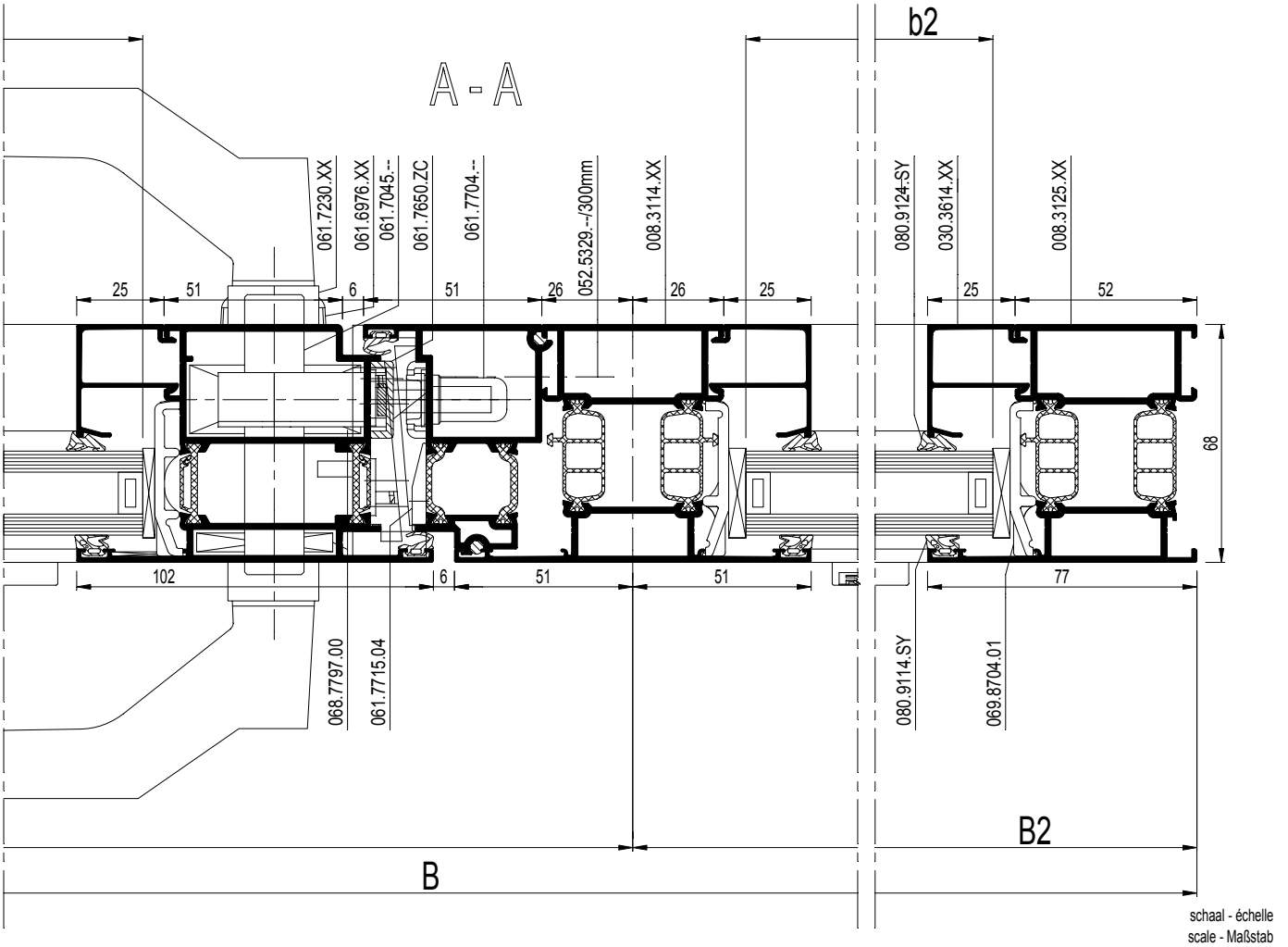

schaal - échelle
scale - Maßstab
1/2

D0075327

CS 77

SAMENGESTELDE DEUR BUITENDR. MET DUB. AANSLAGD.
PORTE COMPOSEE AVEC D. JOINT DE BUTTEE OUVR. V. L'INT.
COMBINED DOOR OUTWARD OPENING WITH DOUB. WEATHER ST.
KOMBINIERTE TUER AUSSEN OEFFN. MIT DOPPELANSCHLAGD.

REYNAERS aluminium

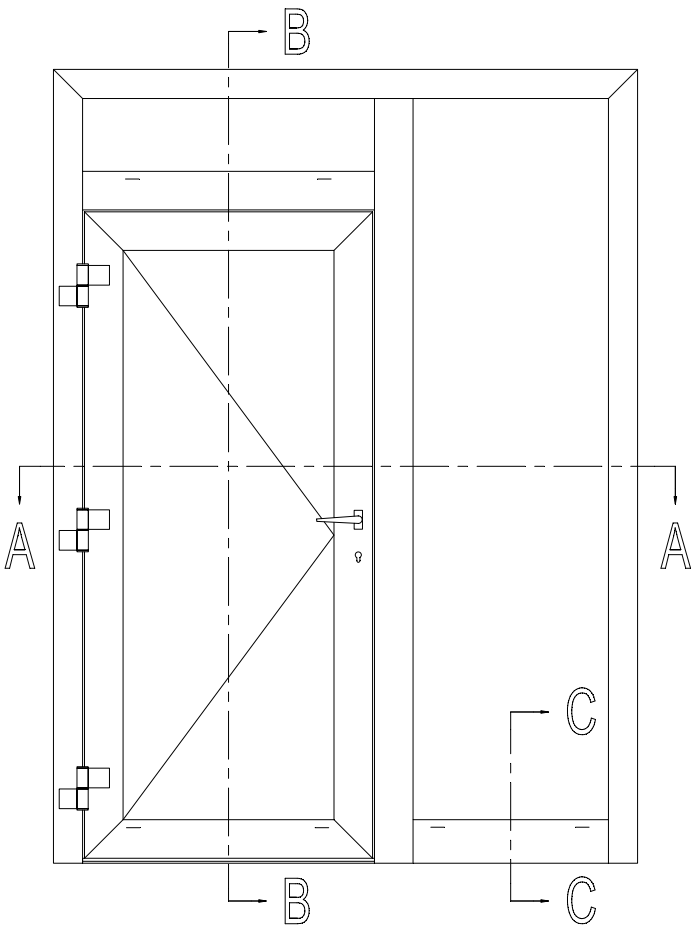

Variant / Variante / Variant / Variante

Winddruk - Pression de vent
Windpressure - Windlast 150 Pa

		#	☞
061.7302.ZC (din L)		1	ACCESS CS
of - ou - or - oder			
061.7303.ZC (din R)		1	ACCESS CS
052.5316.--		12	ACCESS CS
061.7722.-- (din L)		1	ACCESS CS
of - ou - or - oder			
061.7724.-- (din R)		1	ACCESS CS
052.5316.--		3	ACCESS CS
061.7721.--		2	ACCESS CS
052.5316.--		4	ACCESS CS
061.7725.-- (din L)		1	ACCESS CS
of - ou - or - oder			
061.7723.-- (din R)		1	ACCESS CS
052.5316.--		2	ACCESS CS
061.7726.--		1	ACCESS CS

Variant HI / Variante HI / Variant HI / Variante HI

		#	☞
080.9625.07		(2xb1)+(2xh1)	ACCESS CS
		+(2xb2)+(2xh2)	ACCESS CS
		+(2xb3)+(2xh3)	ACCESS CS
080.9231.07		(1xB) + (2xH)	ACCESS CS

		#	☞
068.7854.00		2	ACCESS CS
068.7855.00		2	ACCESS CS
068.7797.00		4	ACCESS CS
060.8723.--		6	ACCESS CS
068.8732.00		3	ACCESS CS
068.8682.04		6	ACCESS CS
050.5153.--		6	ACCESS CS
068.8734.00		2	ACCESS CS
068.8682.04		4	ACCESS CS
050.5153.--		4	ACCESS CS
065.6714.XX		13.F....	ACCESS CS
065.6601.--		13.F....	ACCESS CS
061.7650.ZC		1	ACCESS CS
052.5316.--		2	ACCESS CS
061.7045.--		1	ACCESS CS
061.6976.XX		1	ACCESS CS
052.5311.--		2	ACCESS CS
061.7704.--		1	ACCESS CS
052.5316.--		3	ACCESS CS
061.7715.04		1	ACCESS CS
052.5316.--		2	ACCESS CS
061.7230.XX		1	ACCESS CS
050.5161.--		4	ACCESS CS
069.6831.XX		13.F....	ACCESS CS
069.8702.01		13.F....	ACCESS CS
069.8704.01		13.F....	ACCESS CS
069.8450.04		1	ACCESS CS
052.5311.--		4	
069.8460.04		1	ACCESS CS
052.5311.--		4	
080.9381.04		2x (B1 - 72)	ACCESS CS
		4x (H1 - 23)	
080.9080.04		(3xB1) + (4xH1)	ACCESS CS
080.9090.04		4	ACCESS CS
080.9440.04		13.F....	ACCESS CS
080.9114.SY		(2xb1)+(2xh1)	ACCESS CS
		+(2xb2)+(2xh2)	ACCESS CS
		+(2xb3)+(2xh3)	ACCESS CS
080.9124.SY		(2xb1)+(2xh1)	ACCESS CS
		+(2xb2)+(2xh2)	ACCESS CS
		+(2xb3)+(2xh3)	ACCESS CS
081.9092.04		8 x 51.5	ACCESS CS
052.5313.--		4	ACCESS CS
052.5317.--		1/300mm	ACCESS CS
052.5329.--		1/300mm	ACCESS CS

schaal - échelle
scale - Maßstab
1/2

D0075328

CS 77

SAMENGESTELDE DEUR BUITENDR. MET DUB. AANSLAGD.
PORTE COMPOSEE AVEC D. JOINT DE BUTTEE OUVR. V. L'INT.
COMBINED DOOR OUTWARD OPENING WITH DOUB. WEATHER ST.
KOMBINIERTE TUER AUSSEN OEFFN. MIT DOPPELANSCHLAGD.

REYNAERS aluminium

		#	Lm	
008.3125.XX		1	B	13.C....
		1	H	
		1	H	
008.2026.XX		2	B1 - 140	13.C....
		2	H1 - 67	
008.0428.XX		1	H1 - 23	13.C....
		1	H1 - 23	
		1	B1 - 72	
008.3114.XX		1	H - 52	13.C....
		1	B1 - 78	
008.0142.XX		1	B2 - 78	13.C....
008.0081.XX		1	B1 - 186	13.C....
008.0874.XX		1	B1 - 182	13.C....
030.3614.XX		2	B1 - 294	13.C....
		2	H1 - 271	
		2	B1 - 78	
		2	H2 - 128	
		2	B2 - 78	
		2	H - 189	

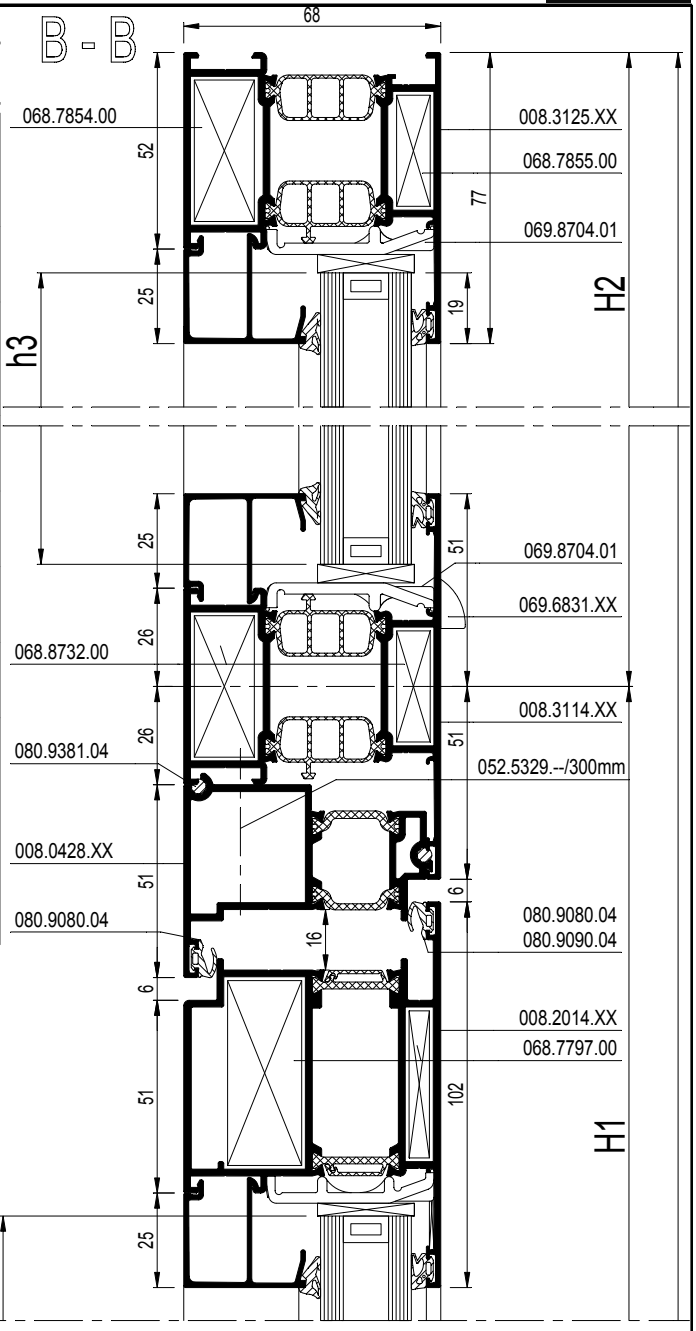

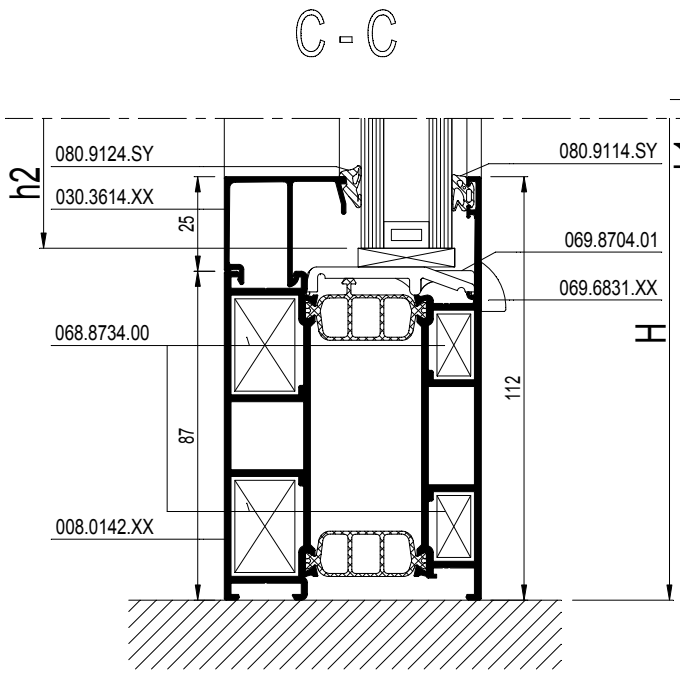

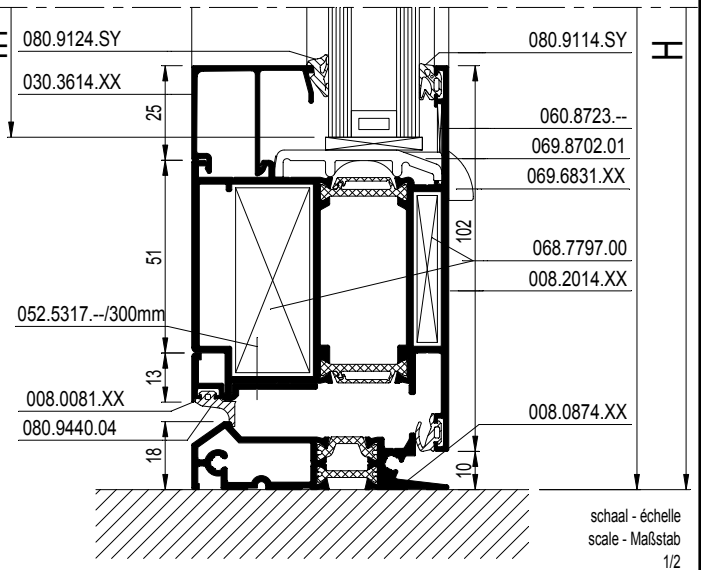

schaal - échelle
scale - Maßstab
1/2

D0075328

CS 77

STOLPDEUR BUITENDR. MET DUBBELE AANSLAGDICHTING
PORTE DOUB. AVEC DOUB. JOINT DE BUTEE OUVR. V. L'EXT.
DOUBLE CASEM. D. OUTW. OPEN. WITH DOUB. WEATHER STRIP
STULPFL.TUER AUSSEN OEFFN. MIT DOPPELANSCHLAGDICHT.

REYNAERS aluminium

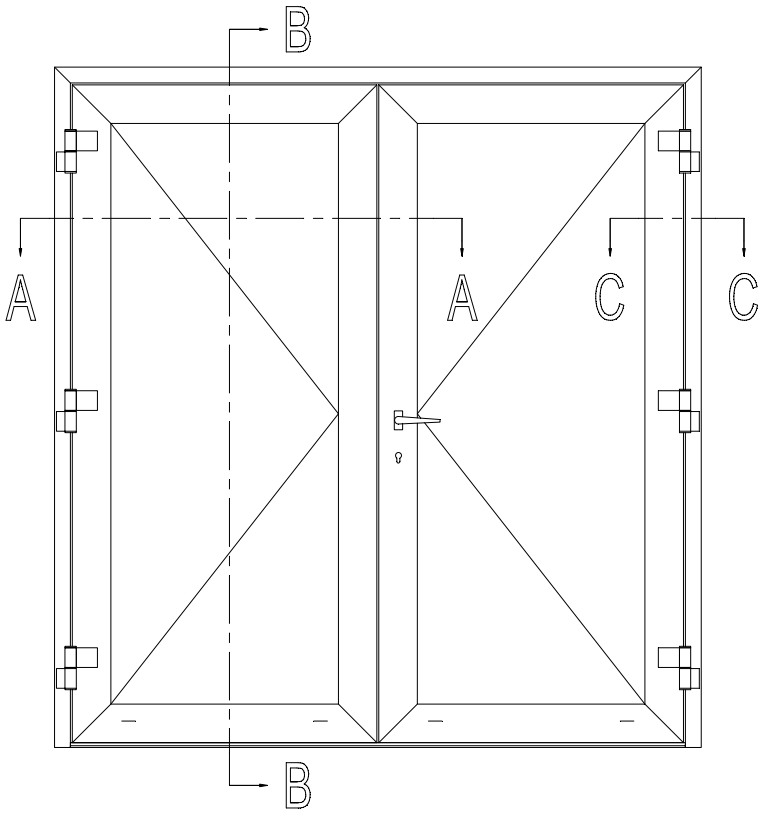

b1 = B1 - 217
b2 = B2 - 217
h = H - 224

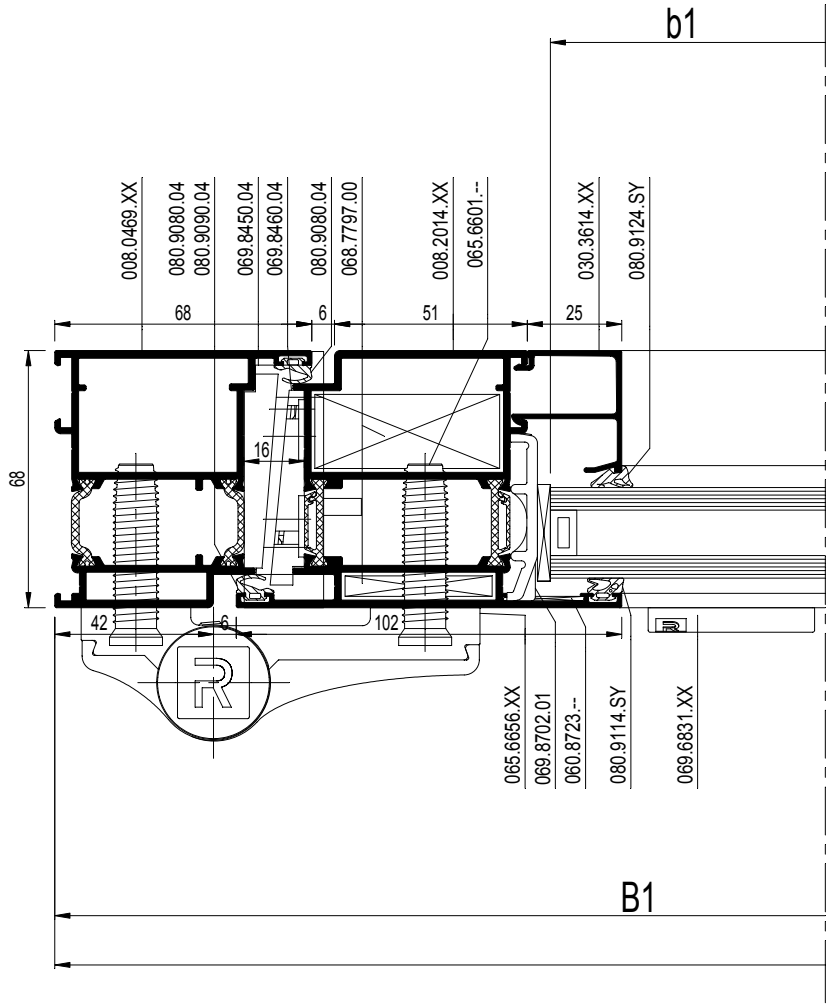

schaal - échelle
scale - Maßstab
1/2

D0075330

CS 77

STOLPDEUR BUITENDR. MET DUBBELE AANSLAGDICHTING
PORTE DOUB. AVEC DOUB. JOINT DE BUTEE OUVR. V. L'EXT.
DOUBLE CASEM. D. OUTW. OPEN. WITH DOUB. WEATHER STRIP
STULPFL.TUER AUSSEN OEFFN. MIT DOPPELANSCHLAGDICHT.

REYNAERS aluminium

		#	Lm	
008.0469.XX		1	B	13.C....
		1	H	
		1	H	
008.2014.XX		2	B1 - 51	13.C....
		2	B2 - 51	
		4	H - 58	
008.1815.XX		1	H - 100	13.C....
008.0874.XX		1	B - 142	13.C....
008.0081.XX		1	B1 - 46	13.C....
		1	B2 - 93	
030.3614.XX		2	B1 - 205	13.C....
		2	B2 - 205	
		4	H - 262	

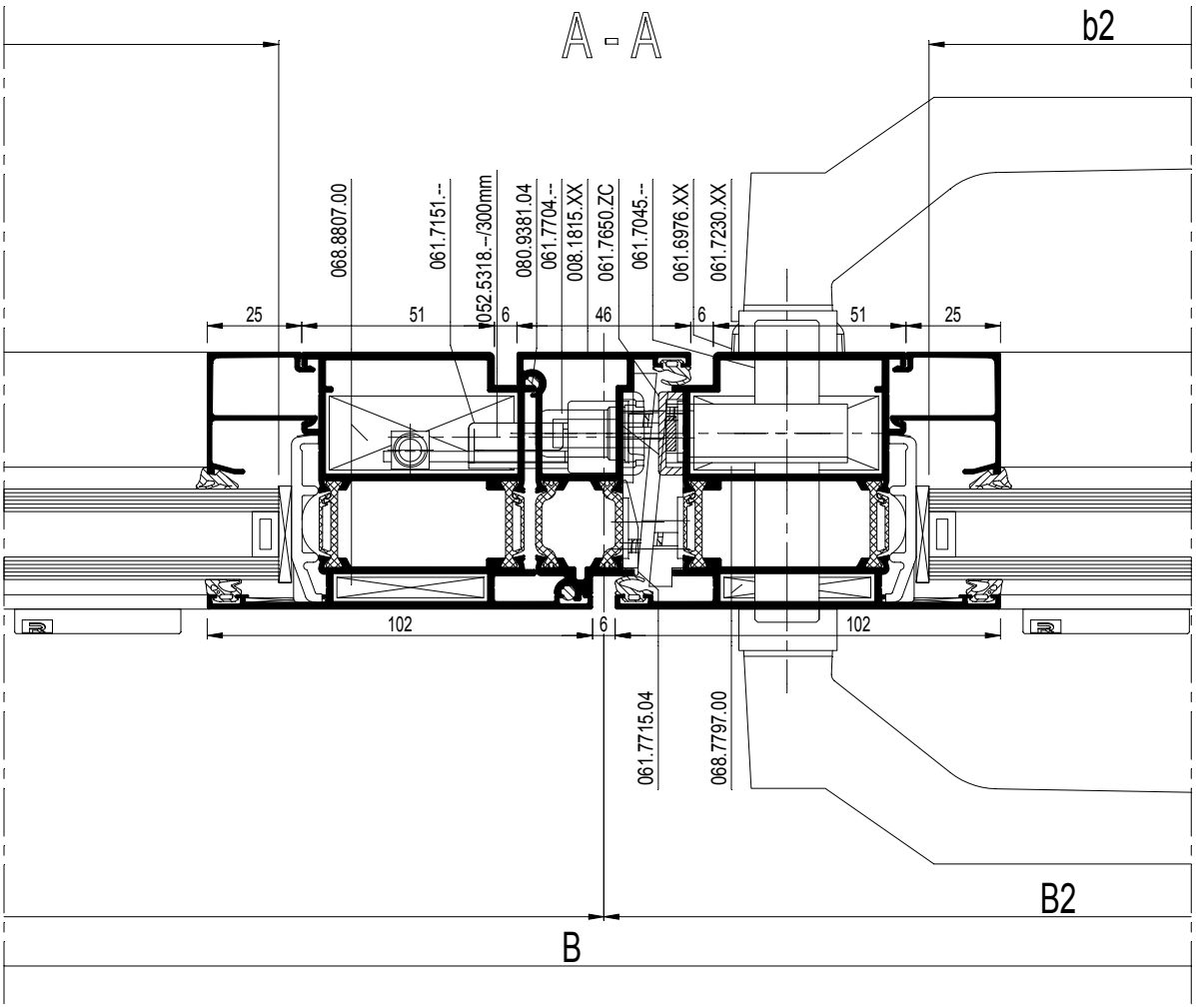

schaal - échelle
scale - Maßstab
1/2

D0075330

CS 77

STOLPDEUR BUITENDR. MET DUBBELE AANSLAGDICHTING
PORTE DOUB. AVEC DOUB. JOINT DE BUTEE OUVR. V. L'EXT.
DOUBLE CASEM. D. OUTW. OPEN. WITH DOUB. WEATHER STRIP
STULPFL.TUER AUSSEN OEFFN. MIT DOPPELANSCHLAGDICHT.

REYNAERS aluminium

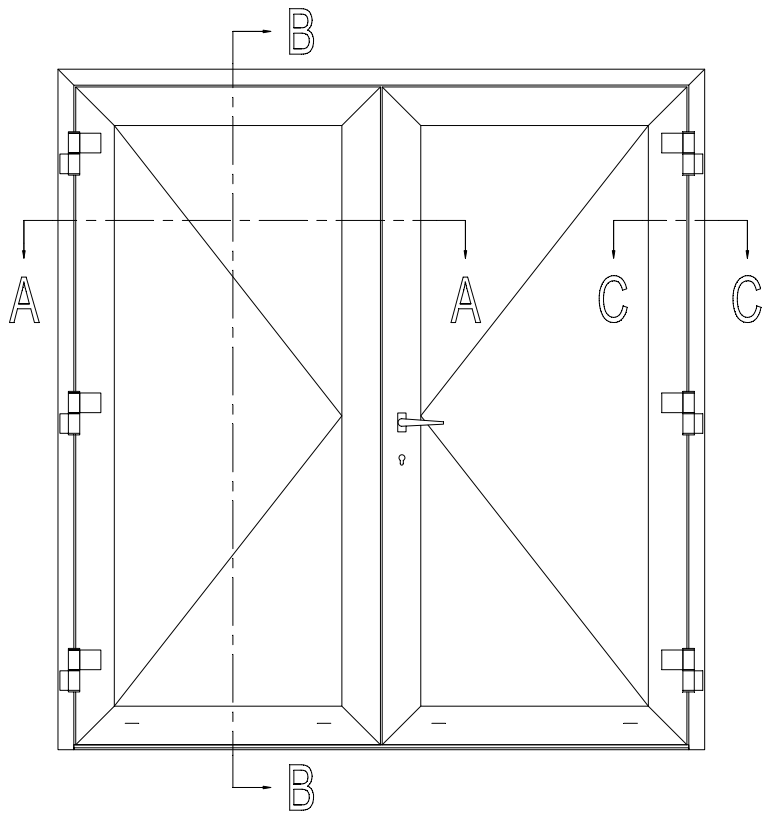

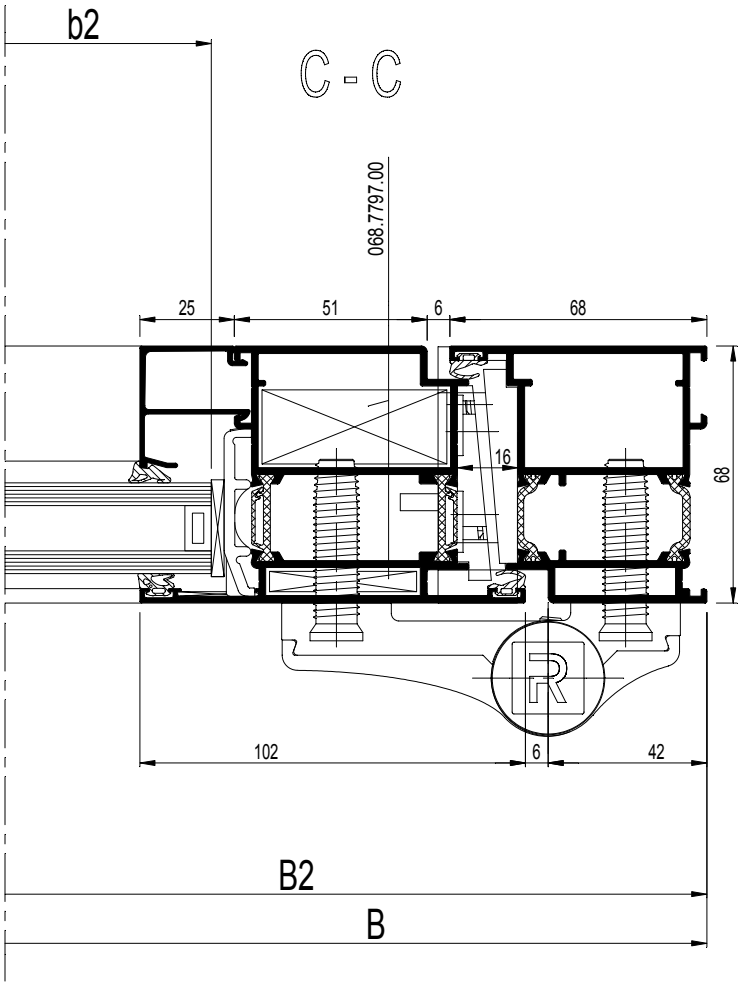

Variant / Variante / Variant / Variante

Winddruk - Pression de vent
Windpressure - Windlast 150 Pa

		#	☞
061.7302.ZC (din L)		1	ACCESS CS
of - ou - or - oder			
061.7303.ZC (din R)		1	ACCESS CS
052.5316.--		12	ACCESS CS
061.7722.-- (din L)		1	ACCESS CS
of - ou - or - oder			
061.7724.-- (din R)		1	ACCESS CS
052.5316.--		3	ACCESS CS
061.7721.--		2	ACCESS CS
052.5316.--		4	ACCESS CS
061.7725.-- (din L)		1	ACCESS CS
of - ou - or - oder			
061.7723.-- (din R)		1	ACCESS CS
052.5316.--		2	ACCESS CS
061.7726.--		1	ACCESS CS

Espagnoletslot - Fermeture Espagnolette (*)
Espagnolette lock - Falztreibriegel

		#	☞
061.7151.--		1	ACCESS CS
052.5331.--		2	ACCESS CS
061.7155.--		1	ACCESS CS
061.7154.--		2	ACCESS CS
061.7156.--		1	ACCESS CS
061.7152.--		3	ACCESS CS
052.5308.--		6	ACCESS CS

of - ou - or - oder

Stangenslot - Serrure a Tige (*)
Bar Lock - Tuertreibriegel

		#	☞
061.7199.--		1	ACCESS CS
of - ou - or - oder			
061.7198.--		1	ACCESS CS
050.5011.--		2	ACCESS CS
061.7183.--		2	ACCESS CS
061.7154.--		2	ACCESS CS
061.7192.--		1	ACCESS CS
061.7191.17		2	ACCESS CS
052.5317.--		4	ACCESS CS

* inbouw zie 13.F.... / Encastrement voire 13.F....
* Embedding see 13.F.... / Einbau siehe 13.F....

schaal - échelle
scale - Maßstab
1/2

D0075331

CS 77

STOLPDEUR BUITENDR. MET DUBBELE AANSLAGDICHTING
PORTE DOUB. AVEC DOUB. JOINT DE BUTEE OUVR. V. L'EXT.
DOUBLE CASEM. D. OUTW. OPEN. WITH DOUB. WEATHER STRIP
STULPFL.TUER AUSSEN OEFFN. MIT DOPPELANSCHLAGDICHT.

REYNAERS aluminium

		#	☞
068.7794.00		2	ACCESS CS
068.7797.00		6	ACCESS CS
069.8807.00		2	ACCESS CS
060.8723.--		8	ACCESS CS
065.6656.XX		13.F....	ACCESS CS
065.6601.--		13.F....	ACCESS CS
061.7650.ZC		1	ACCESS CS
052.5316.--		2	ACCESS CS
061.7045.--		1	ACCESS CS
061.6976.XX		1	ACCESS CS
052.5311.--		2	ACCESS CS
061.7704.--		1	ACCESS CS
052.5316.--		3	ACCESS CS
061.7715.04		1	ACCESS CS
052.5316.--		2	ACCESS CS
061.7230.XX		1	ACCESS CS
050.5161.--		4	ACCESS CS
069.6831.XX		13.F....	ACCESS CS
069.8702.01		13.F....	ACCESS CS
069.8650.04		1	ACCESS CS
052.5311.--		2	
069.8450.04		1	ACCESS CS
052.5311.--		4	
069.8460.04		2	ACCESS CS
052.5311.--		8	
080.9381.04		2x (H - 114)	ACCESS CS
080.9080.04		(3xB)+(6xH)	ACCESS CS
080.9090.04		6	ACCESS CS
080.9440.04		13.F....	ACCESS CS
080.9114.SY		(2xb1)+(2xb2)	ACCESS CS
		+(4xh)	
080.9124.SY		(2xb1)+(2xb2)	ACCESS CS
		+(4xh)	
081.9092.04		12 x 51.5	ACCESS CS
052.5313.--		4	ACCESS CS
052.5318.--		1/300mm	ACCESS CS
052.5317.--		1/300mm	ACCESS CS

Variant HI / Variante HI / Variant HI / Variante HI

080.9625.07		(2xb1)+(2xb2)	ACCESS CS
		+(4xh)	
080.9231.07		(1xB)+(2xH)	ACCESS CS

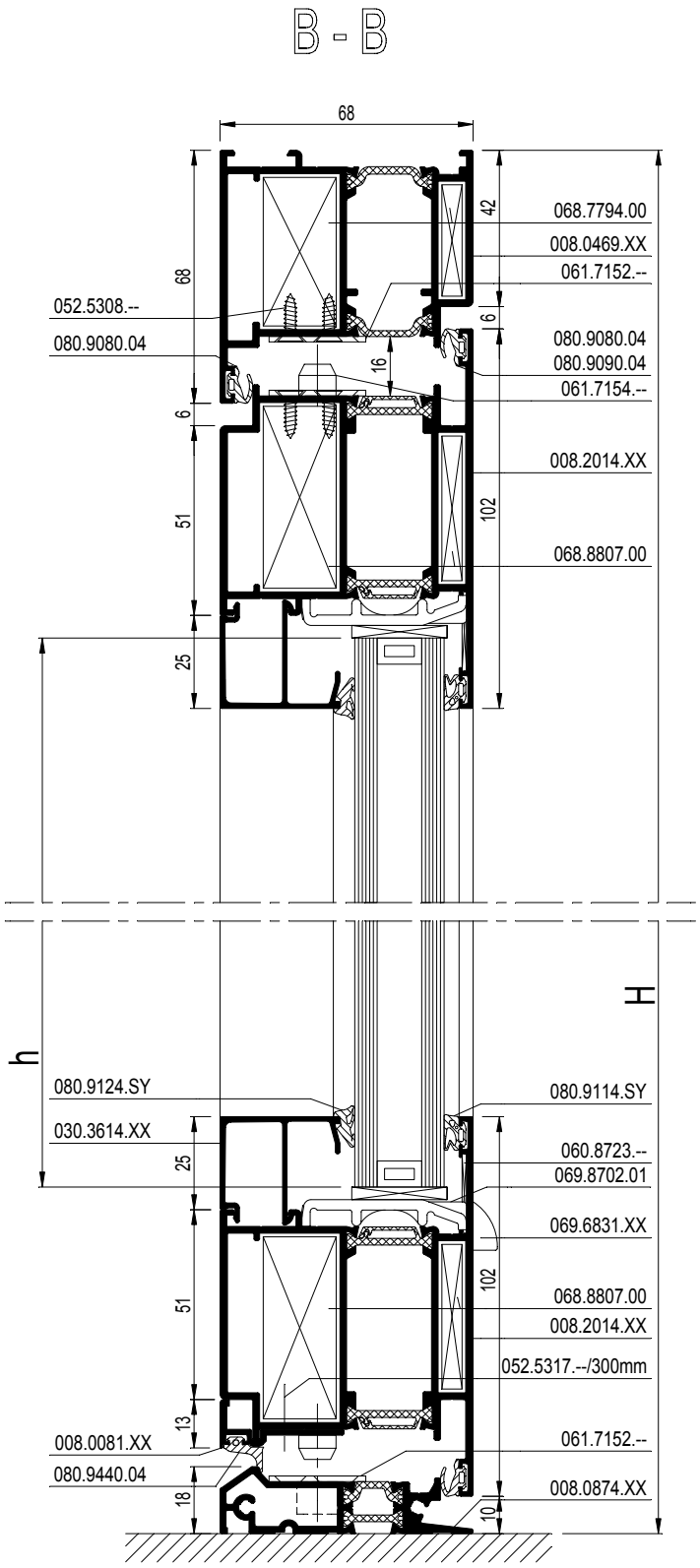

schaal - échelle
scale - Maßstab
1/2

D0075331

CS 77

Z-T DEUR BUITENDR. MET DUBBELE AANSLAGDICHTING
PORTE Z-T DOUBLE JOINT DE BUTEE OUVR. VERS L'EX.
Z-T DOOR OUTW. OPEN. WITH DOUBLE WEATHER STRIP
Z-T TUER AUSSEN OEFFN. MIT DOPPELANSCHLAGDICHTUNG

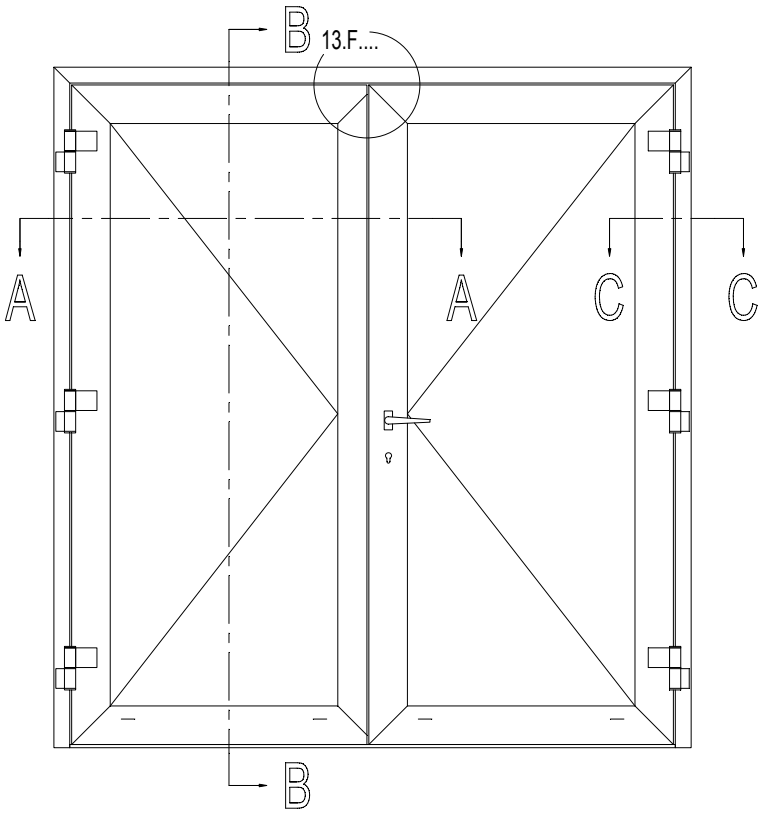

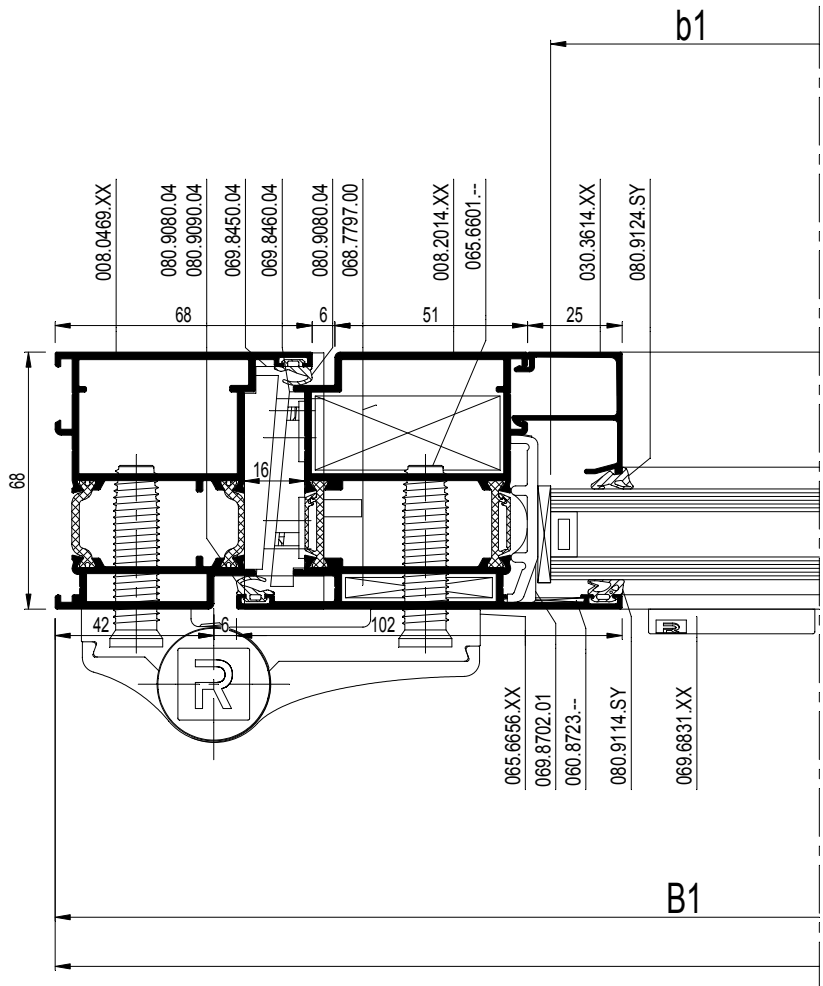

schaal - échelle
scale - Maßstab
1/2

D0075197

CS 77

Z-T DEUR BUITENDR. MET DUBBELE AANSLAGDICHTING
PORTE Z-T DOUBLE JOINT DE BUTEE OUVR. VERS L'EXT.
Z-T DOOR OUTW. OPEN. WITH DOUBLE WEATHER STRIP
Z-T TUER AUSSEN OEFFN. MIT DOPPELANSCHLAGDICHTUNG

		#	Lm	
008.0469.XX		1	B	13.C....
		1	H	
		1	H	
008.2014.XX		2	B1 - 38	13.C....
		2	B2 - 38	
		2	H - 58	
		1	H - 58	
008.2026.XX		1	H - 58	13.C....
008.0874.XX		1	B - 142	13.C....
008.0081.XX		1	B1 - 59	13.C....
		1	B2 - 80	
030.3614.XX		2	B1 - 192	13.C....
		2	B2 - 192	
		4	H - 262	

b1 = B1 - 204
b2 = B2 - 204
h = H - 224

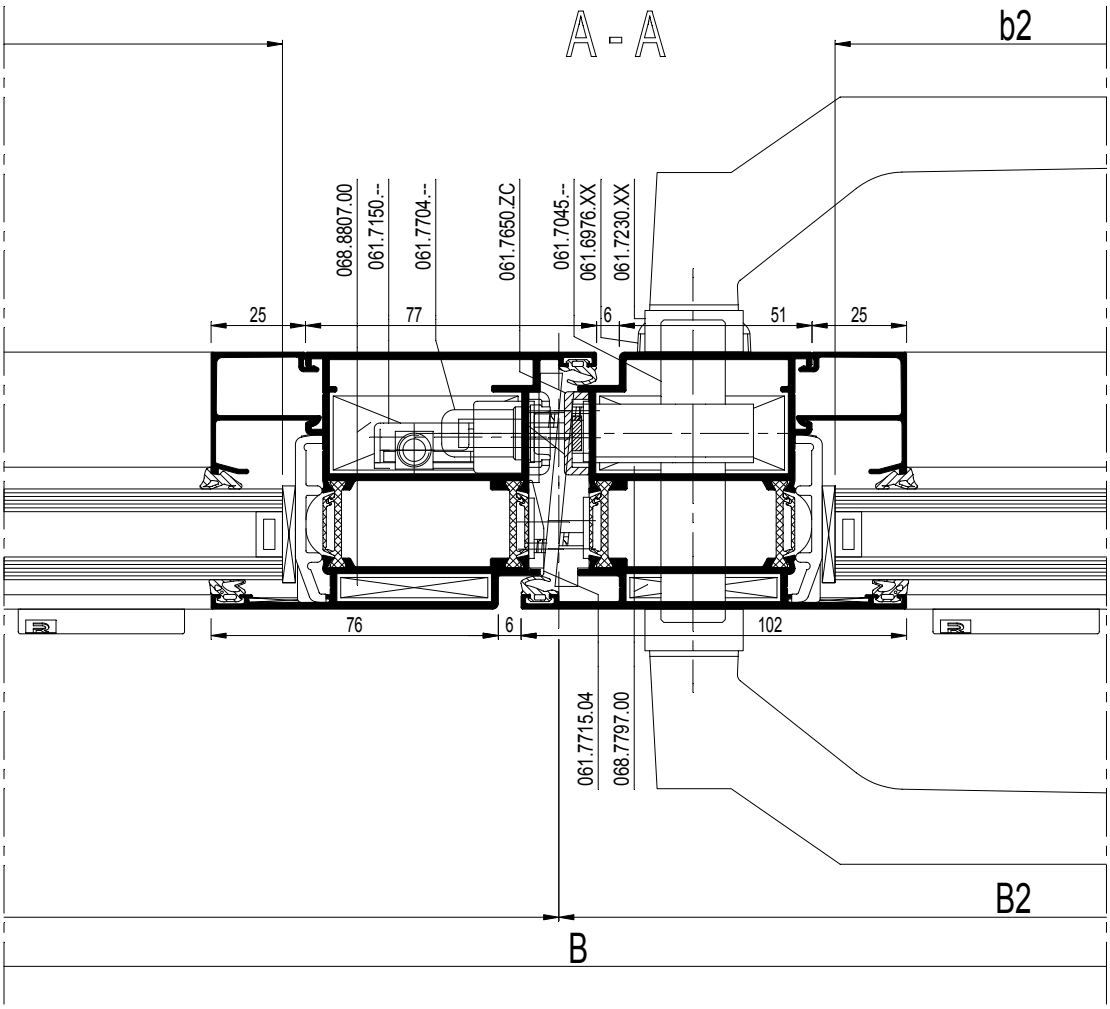

schaal - échelle
scale - Maßstab
1/2

D0075197

CS 77

Z-T DEUR BUITENDR. MET DUBBELE AANSLAGDICHTING
PORTE Z-T DOUBLE JOINT DE BUTEE OUVR. VERS L'EXT.
Z-T DOOR OUTW. OPEN. WITH DOUBLE WEATHER STRIP
Z-T TUER AUSSEN OEFFN. MIT DOPPELANSCHLAGDICHTUNG

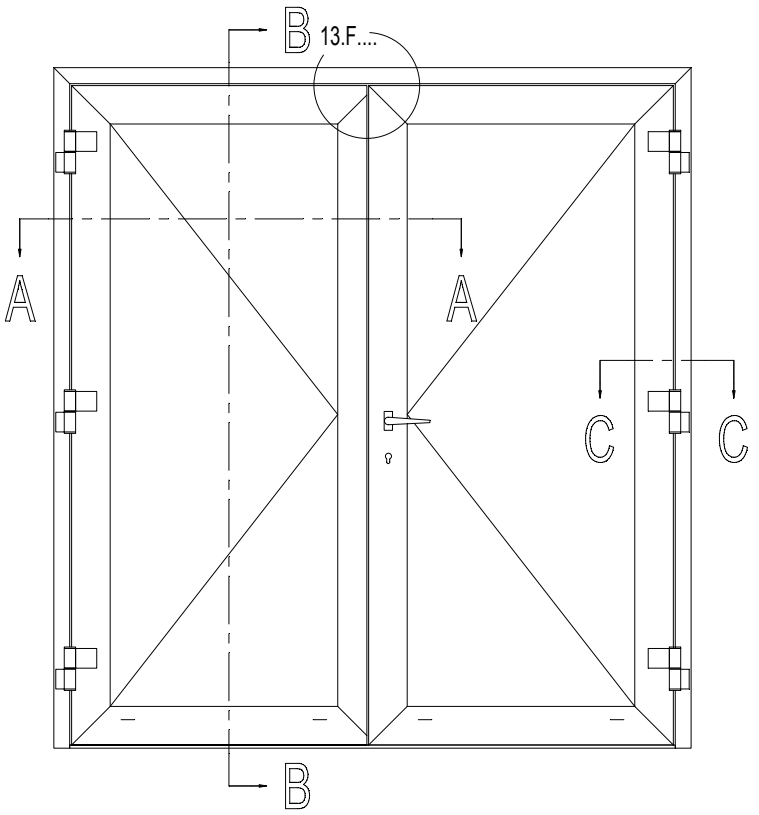

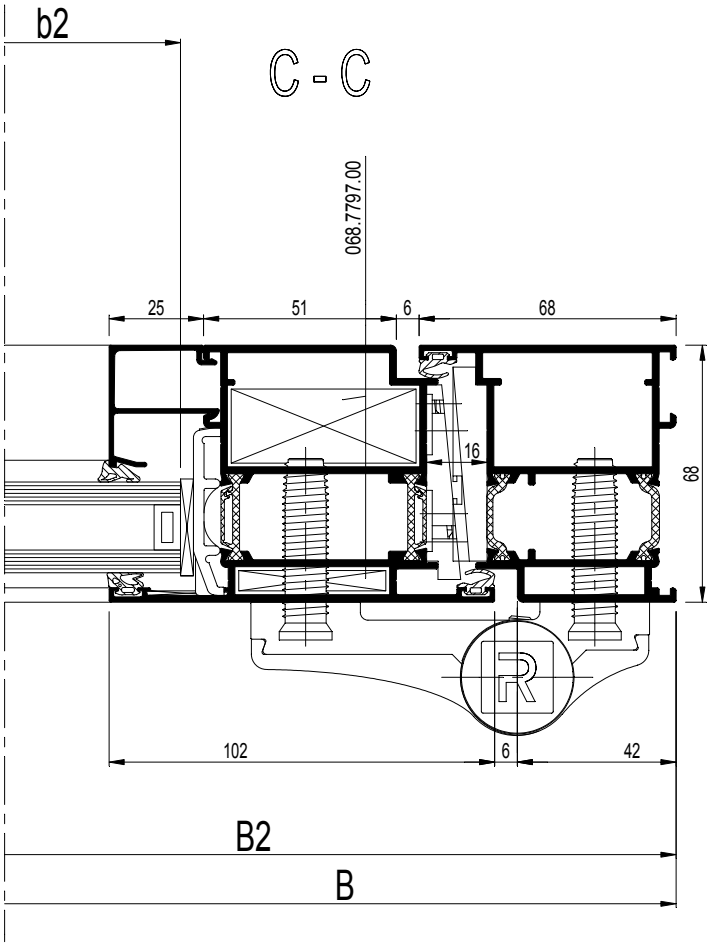

Variant / Variante / Variant / Variante
Winddruk - Pression de vent
Windpressure - Windlast 150 Pa

		#	☞
061.7302.ZC (din L)		1	ACCESS CS
of - ou - or - oder			
061.7303.ZC (din R)		1	ACCESS CS
052.5316.--		12	ACCESS CS
061.7722.-- (din L)		1	ACCESS CS
of - ou - or - oder			
061.7724.-- (din R)		1	ACCESS CS
052.5316.--		3	ACCESS CS
061.7721.--		2	ACCESS CS
052.5316.--		4	ACCESS CS
061.7725.-- (din L)		1	ACCESS CS
of - ou - or - oder			
061.7723.-- (din R)		1	ACCESS CS
052.5316.--		2	ACCESS CS
061.7726.--		1	ACCESS CS

Espagnoletslot - Fermeture Espagnolette (*)
Espagnolette lock - Falztreibriegel

		#	☞
061.7150.--		1	ACCESS CS
052.5331.--		2	ACCESS CS
061.7155.--		1	ACCESS CS
061.7154.--		2	ACCESS CS
061.7156.--		1	ACCESS CS
061.7152.--		3	ACCESS CS
052.5308.--		6	ACCESS CS

of - ou - or - oder

Stangenslot - Serrure a Tige (*)
Bar Lock - Tuertreibriegel

		#	☞
061.7199.--		1	ACCESS CS
of - ou - or - oder			
061.7198.--		1	ACCESS CS
050.5011.--		2	ACCESS CS
061.7183.--		2	ACCESS CS
061.7154.--		2	ACCESS CS
061.7192.--		1	ACCESS CS
061.7191.17		2	ACCESS CS
052.5317.--		4	ACCESS CS

* inbouw zie 13.F.... / Encastrement voire 13.F....
* Embedding see 13.F.... / Einbau siehe 13.F....

schaal - échelle
scale - Maßstab
1/2

D0075199

CS 77

Z-T DEUR BUITENDR. MET DUBBELE AANSLAGDICHTING
PORTE Z-T DOUBLE JOINT DE BUTEE OUVR. VERS L'EX.
Z-T DOOR OUTW. OPEN. WITH DOUBLE WEATHER STRIP
Z-T TUER AUSSEN OEFFN. MIT DOPPELANSCHLAGDICHTUNG

REYNAERS aluminium

		#	☞
068.7794.00		2	ACCESS CS
068.7797.00		6	ACCESS CS
069.8807.00		2	ACCESS CS
060.8723.--		8	ACCESS CS
065.6656.XX		13.F....	ACCESS CS
065.6601.--		13.F....	ACCESS CS
061.7650.ZC		1	ACCESS CS
052.5316.--		2	ACCESS CS
061.7045.--		1	ACCESS CS
061.6976.XX		1	ACCESS CS
052.5311.--		2	ACCESS CS
061.7704.--		1	ACCESS CS
052.5316.--		3	ACCESS CS
061.7715.04		1	ACCESS CS
052.5316.--		2	ACCESS CS
061.7230.XX		1	ACCESS CS
050.5161.--		4	ACCESS CS
069.6831.XX		13.F....	ACCESS CS
069.8702.01		13.F....	ACCESS CS
069.8511.XX		1	ACCESS CS
069.8512.XX		1	ACCESS CS
069.8450.04		1	ACCESS CS
052.5311.--		4	
069.8460.04		2	ACCESS CS
052.5311.--		8	
080.9080.04		(3xB)+(6xH)	ACCESS CS
080.9090.04		6	ACCESS CS
080.9440.04		13.F....	ACCESS CS
080.9114.SY		(2xb1)+(2xb2)	ACCESS CS
		+(4xh)	
080.9124.SY		(2xb1)+(2xb2)	ACCESS CS
		+(4xh)	
081.9092.04		12 x 51.5	ACCESS CS
052.5313.--		4	ACCESS CS
052.5318.--		1/300mm	ACCESS CS
052.5317.--		1/300mm	ACCESS CS

Variant HI / Variante HI / Variant HI / Variante HI

080.9625.07		(2xb1)+(2xb2)	ACCESS CS
		+(4xh)	
080.9231.07		(1xB)+(2xH)	ACCESS CS

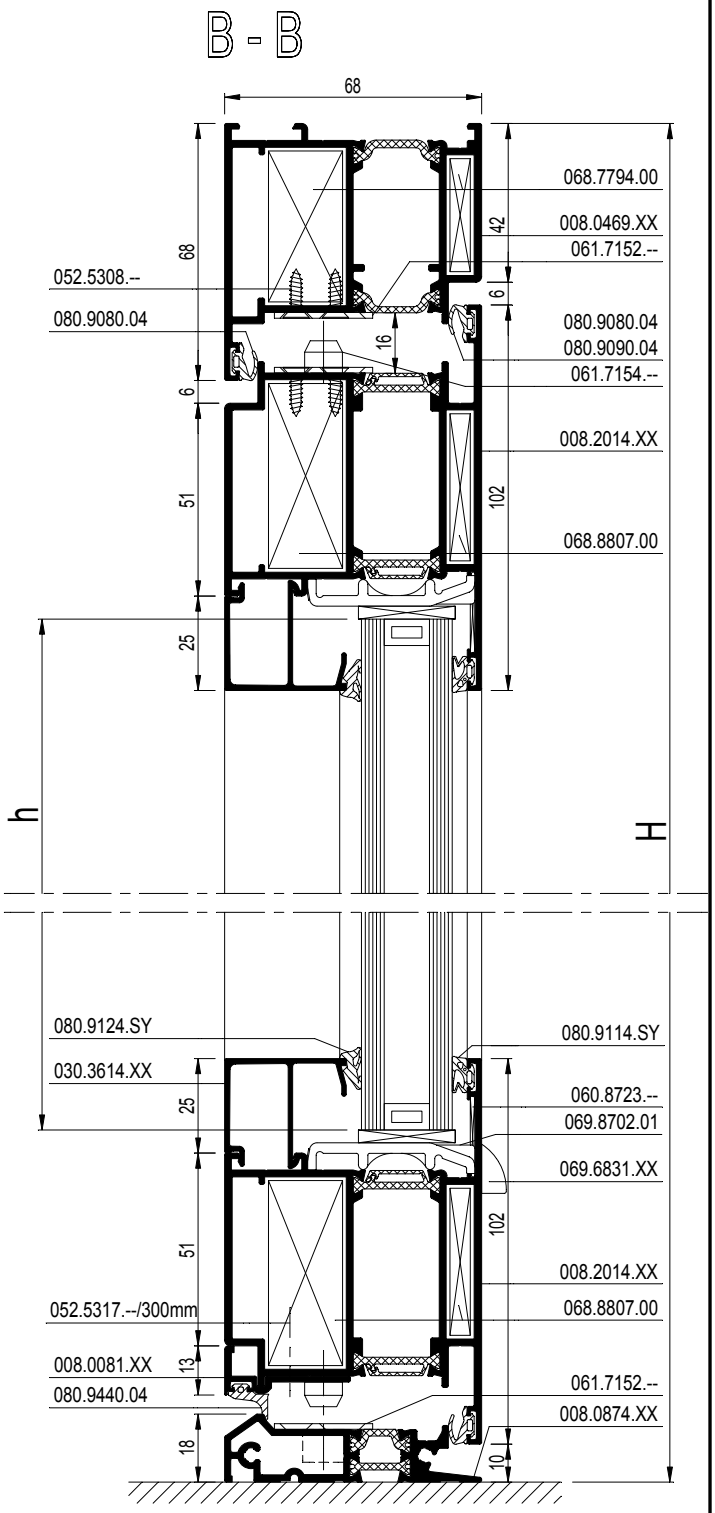

schaal - échelle
scale - Maßstab
1/2

D0075199

CS 77

DEUR BINNENDR. MET DUBBELE AANSLAGDICHTING
PORTE AVEC DOUBLE JOINT DE BUTEE OUVR. VERS L'INT.
DOOR INWARD OPENING WITH DOUBLE WEATHER STRIP
TUER INNEN OEFFN. MIT DOPPELANSCHLAGDICHTUNG

REYNAERS aluminium

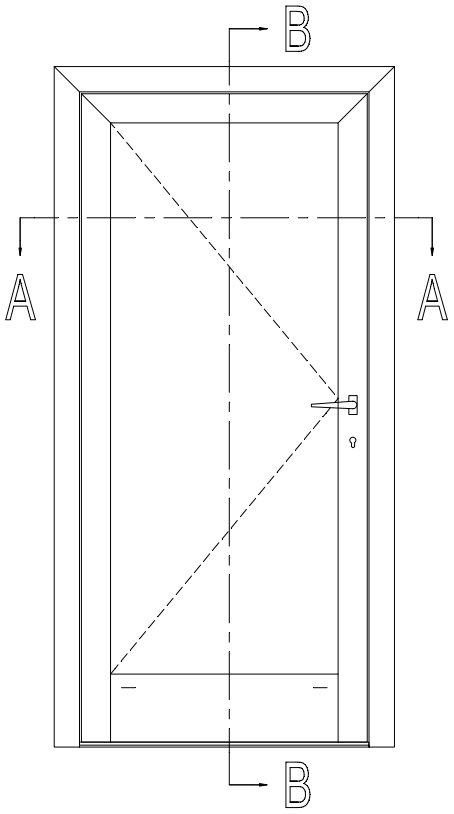

		#	Lm	
008.1898.XX		1	B	13.C....
		1	H	
		1	H	
008.2026.XX		1	B - 96	13.C....
		1	H - 72	
		1	H - 72	
008.0010.XX		1	B - 250	13.C....
008.0873.XX		1	B - 142	13.C....
108.0085.XX		1	B - 148	13.C....
008.0083.00		1	B - 132	13.C....
008.0009.04		1	B - 250	13.C....
030.3614.XX		2	B - 250	13.C....
		2	H - 299	
008.0086.XX		1	B - 96	13.C....
108.0070.04		1	B	13.C....

b = B - 262
h = H - 261

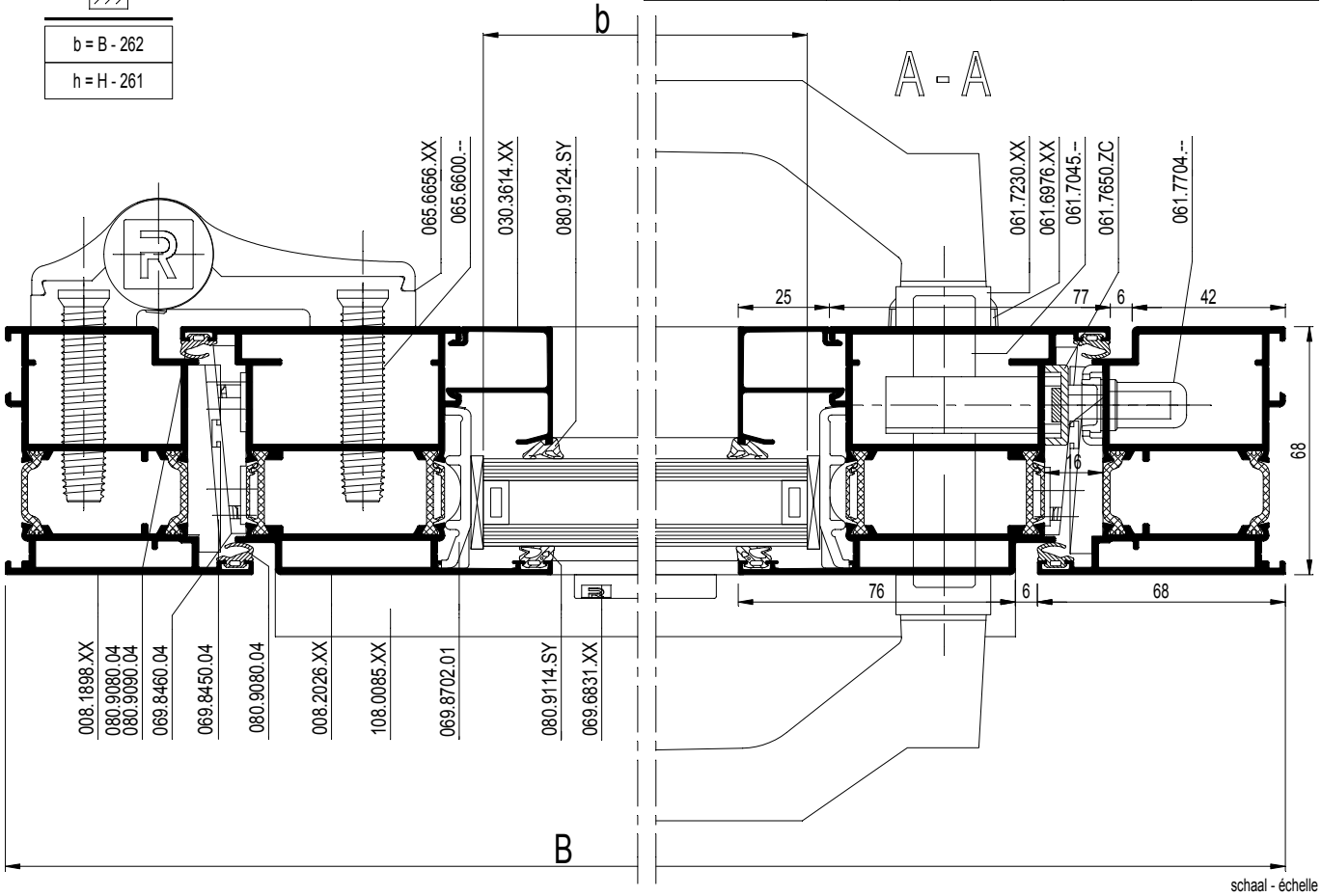

schaal - échelle
scale - Maßstab
1/2

D0075213

CS 77

DEUR BINNENDR. MET DUBBELE AANSLAGDICHTING
PORTE AVEC DOUBLE JOINT DE BUTEE OUVR. VERS L'INT.
DOOR INWARD OPENING WITH DOUBLE WEATHER STRIP
TUER INNEN OEFFN. MIT DOPPELANSCHLAGDICHTUNG

REYNAERS aluminium

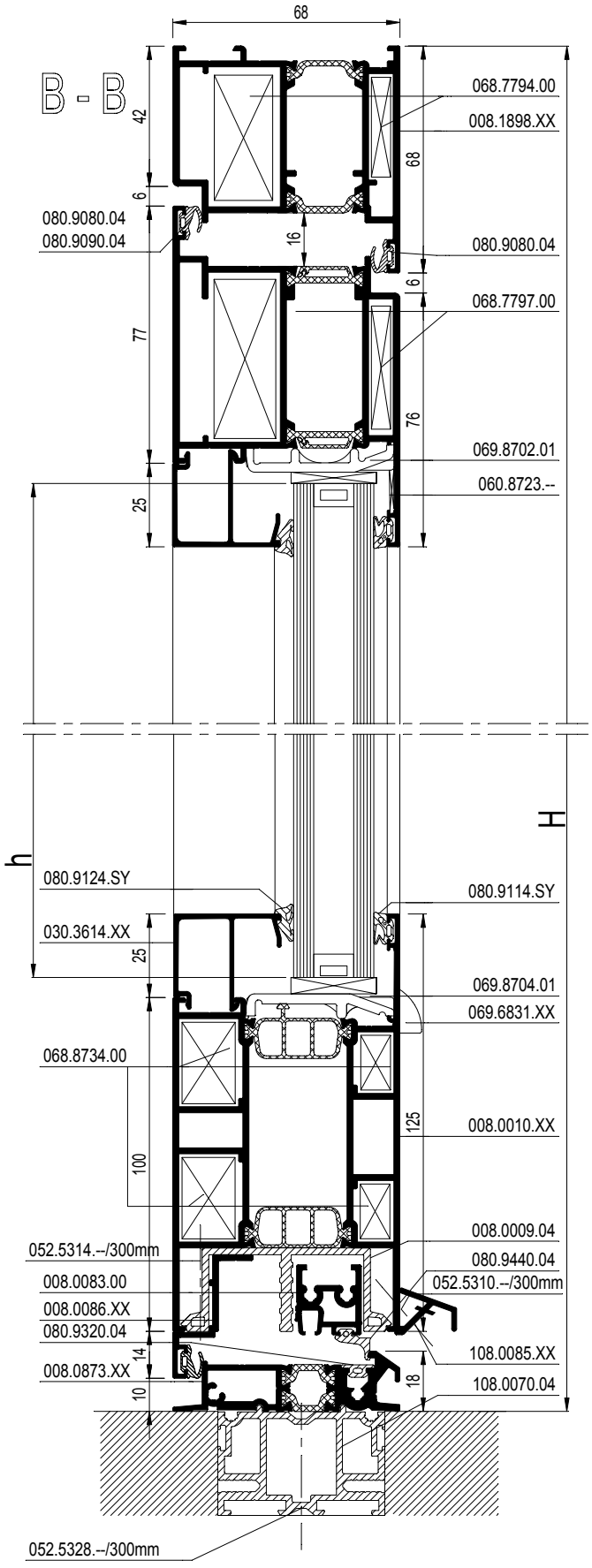

schaal - échelle
scale - Maßstab
1/2

D0075213

CS 77

DEUR BINNENDR. MET DUBBELE AANSLAGDICHTING
PORTE AVEC DOUBLE JOINT DE BUTEE OUVR. VERS L'INT.
DOOR INWARD OPENING WITH DOUBLE WEATHER STRIP
TUER INNEN OEFFN. MIT DOPPELANSCHLAGDICHTUNG

REYNAERS aluminium

schaal - échelle
scale - Maßstab
1/2

D0078131

CS 77

DEUR BINNENDR. MET DUBBELE AANSLAGDICHTING
PORTE AVEC DOUBLE JOINT DE BUTEE OUVR. VERS L'INT.
DOOR INWARD OPENING WITH DOUBLE WEATHER STRIP
TUER INNEN OEFFN. MIT DOPPELANSCHLAGDICHTUNG

REYNAERS aluminium

		#	☞
068.7794.00		2	ACCESS CS
068.7797.00		2	ACCESS CS
060.8723.--		2	ACCESS CS
068.8734.00		2	ACCESS CS
068.8688.04		4	ACCESS CS
050.5153.--		4	ACCESS CS
065.6656.XX		13.F....	ACCESS CS
065.6600.--		13.F....	ACCESS CS
061.7650.ZC		1	ACCESS CS
052.5316.--		2	ACCESS CS
061.7045.--		1	ACCESS CS
061.6976.XX		1	ACCESS CS
052.5311.--		2	ACCESS CS
061.7704.--		1	ACCESS CS
052.5316.--		3	ACCESS CS
061.7230.XX		1	ACCESS CS
050.5161.--		4	ACCESS CS
069.6831.XX		13.F....	ACCESS CS
069.8702.01		13.F....	ACCESS CS
069.8704.01		13.F....	ACCESS CS
069.8453.04		1	ACCESS CS
052.5311.--		4	
069.8460.04		1	ACCESS CS
052.5311.--		4	
080.9080.04		(3xB)+(4xH)	ACCESS CS
080.9090.04		2	ACCESS CS
080.9320.04		13.F....	ACCESS CS
080.9440.04		13.F....	ACCESS CS
080.9114.SY		(2xb)+(2xh)	ACCESS CS
080.9124.SY		(3xb)+(2xh)	ACCESS CS
081.9092.04		8 x 51.5	ACCESS CS
052.5310.--		1/300mm	ACCESS CS
052.5313.--		4	ACCESS CS
052.5321.--		1/300mm	ACCESS CS
052.5328.--		1/300mm	ACCESS CS

* Variant HI / Variante HI / Variant HI / Variante HI

080.9625.07		(3xb)+(2xh)	ACCESS CS
080.9231.07		(1xB)+(2xH)	ACCESS CS

* Variant / Variante / Variant / Variante

Winddruk - Pression de vent
Windpressure - Windlast 150 Pa

061.7302.ZC (din L)		1	OPENING SYST.
of - ou - or - oder			
061.7303.ZC (din R)		1	OPENING SYST.
052.5316.--		12	OPENING SYST.
061.7722.-- (din L)		1	OPENING SYST.
of - ou - or - oder			
061.7724.-- (din R)		1	OPENING SYST.
052.5316.--		3	OPENING SYST.
061.7721.--		2	OPENING SYST.
052.5316.--		4	OPENING SYST.
061.7725.-- (din L)		1	OPENING SYST.
of - ou - or - oder			
061.7723.-- (din R)		1	OPENING SYST.
052.5316.--		2	OPENING SYST.
061.7726.--		1	OPENING SYST.

schaal - échelle
scale - Maßstab
1/2

D0078131

CS 77

SAMENGESTELDE DEUR BINNENDR. MET DUB. AANSLAGD.
PORTE COMPOSEE AVEC D. JOINT DE BUTEE OUVR. VERS L'INT.
COMBINED DOOR INWARD OPENING WITH DOUB. WEATHER STRIP
KOMBINIERTE TUER IN. OEFFN. MIT DOPPELANSCHLAGD.

REYNAERS aluminium

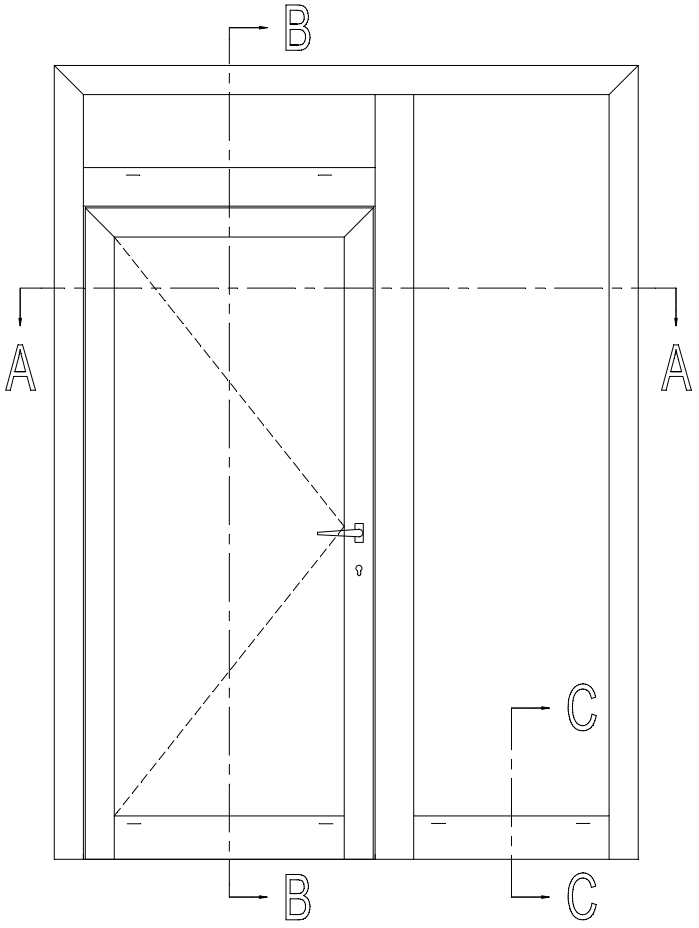

b1 = B1 -256
h1 = H1 - 245
b2 = B2 - 90
h2 = H - 189
b3 = B1 - 90
h3 = H2 - 90

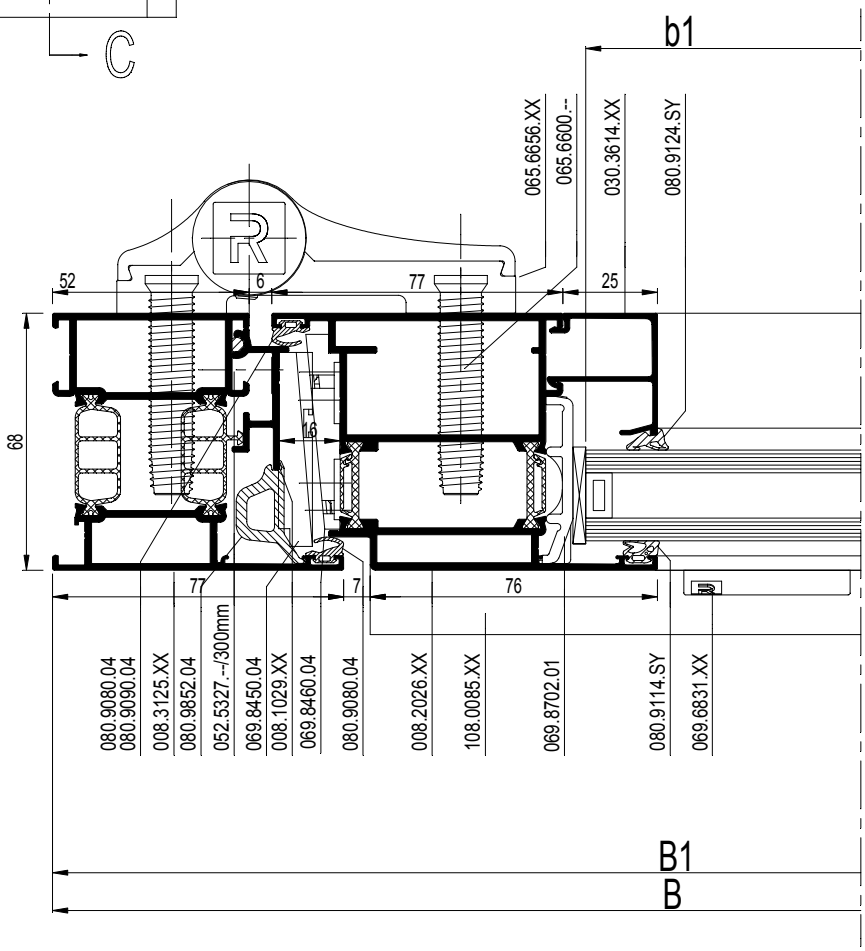

schaal - échelle
scale - Maßstab
1/2

D0075333

CS 77

SAMENGESTELDE DEUR BINNENDR. MET DUB. AANSLAGD.
PORTE COMPOSEE AVEC D. JOINT DE BUTEE OUVR. VERS L'INT.
COMBINED DOOR INWARD OPENING WITH DOUB. WEATHER STRIP
KOMBINIERTE TUER IN. OEFFN. MIT DOPPELANSCHLAGD.

REYNAERS aluminium

A - A

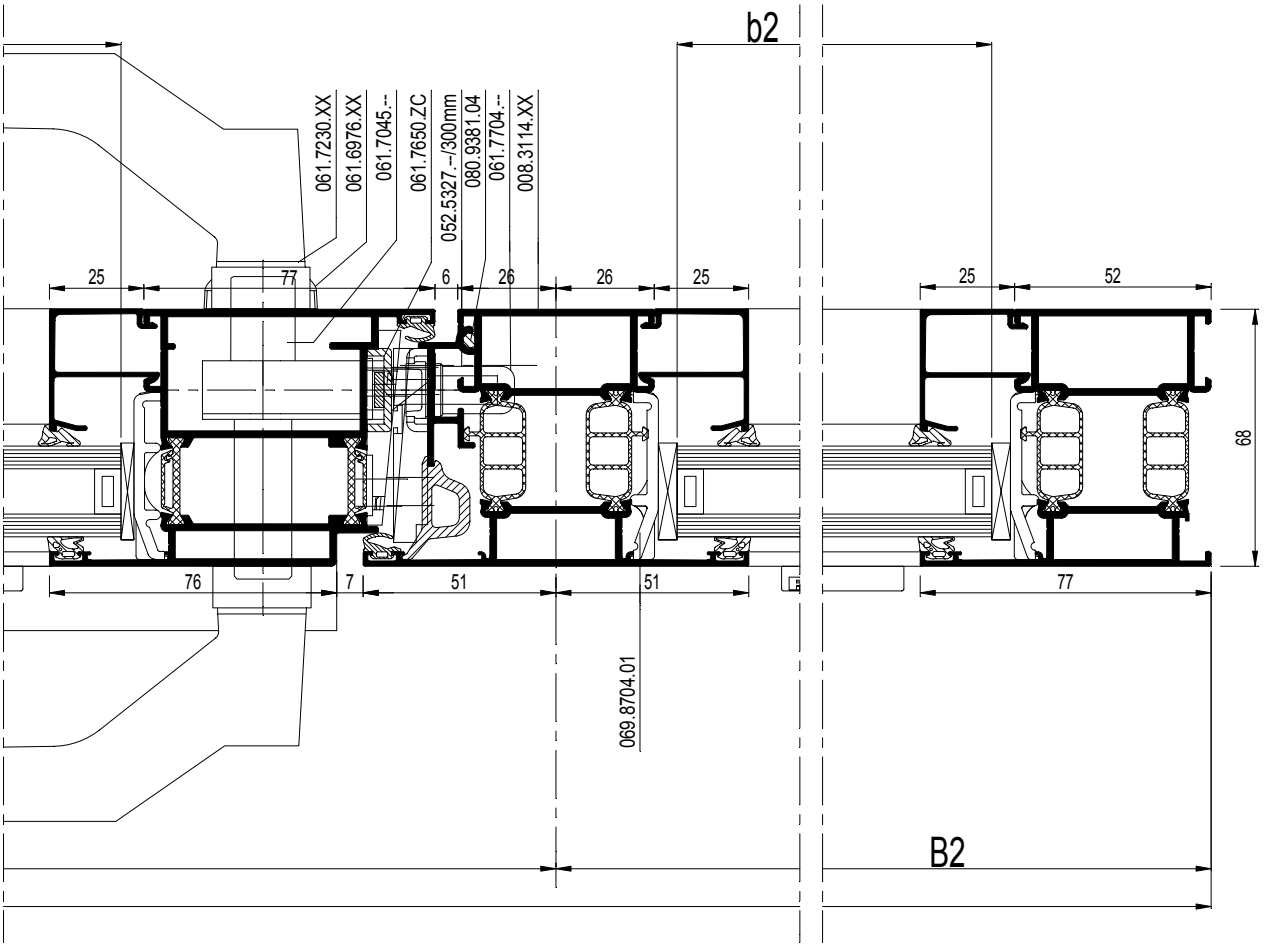

schaal - échelle
scale - Maßstab
1/2

D0075333

CS 77

SAMENGESTELDE DEUR BINNENDR. MET DUB. AANSLAGD.
PORTE COMPOSEE AVEC D. JOINT DE BUTEE OUVR. VERS L'INT.
COMBINED DOOR INWARD OPENING WITH DOUB. WEATHER STRIP
KOMBINIERTE TUER IN. OEFFN. MIT DOPPELANSCHLAGD.

REYNAERS aluminium

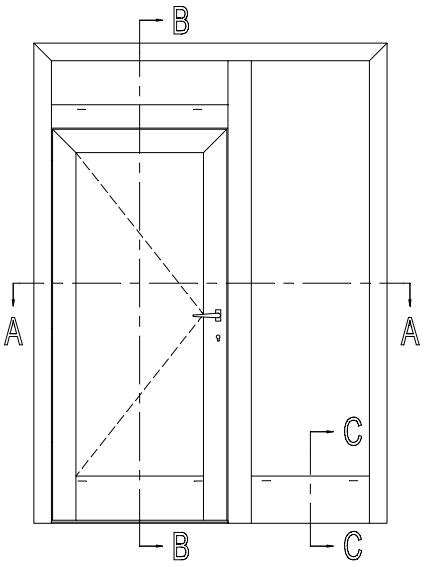

			#	Lm	☞
008.3125.XX			1	B	13.C....
			1	H	
			1	H	
008.2026.XX			1	B1 - 90	13.C....
			1	H1 - 56	
			1	H1 - 56	
008.1029.XX			1	H1 - 21.5	13.C....
			1	H1 - 21.5	
			1	B1 - 69	
008.3114.XX			1	H - 52	13.C....
			1	B1 - 78	
008.0010.XX			1	B1 - 244	13.C....
			1	B2 - 78	
008.0873.XX			1	B1 - 136	13.C....
108.0085.XX			1	B1 - 142	13.C....
008.0083.00			1	B1 - 126	13.C....
008.0009.04			1	B1 - 244	13.C....
008.0086.XX			1	B1 - 90	13.C....
108.0070.04			1	B1	13.C....
030.3614.XX			2	B1 - 244	13.C....
			2	H1 - 283	
			2	B1 - 78	
			2	H2 - 128	
			2	B2 - 78	
			2	H - 227	
008.0890.XX			1	B - 78	13.C....

		#	☞
068.7854.00		2	ACCESS CS
068.7855.00		2	ACCESS CS
068.7797.00		2	ACCESS CS
060.8723.--		4	ACCESS CS
068.8732.00		3	ACCESS CS
068.8688.04		6	ACCESS CS
050.5153.--		6	ACCESS CS
068.8734.00		4	ACCESS CS
068.8682.04		4	ACCESS CS
068.8688.04		4	ACCESS CS
050.5153.--		8	ACCESS CS
065.6656.XX		13.F....	ACCESS CS
065.6600.--		13.F....	ACCESS CS
061.7650.ZC		1	ACCESS CS
052.5316.--		2	ACCESS CS
061.7045.--		1	ACCESS CS
061.6976.XX		1	ACCESS CS
052.5311.--		2	ACCESS CS
061.7704.--		1	ACCESS CS
052.5316.--		3	ACCESS CS
061.7230.XX		1	ACCESS CS
050.5161.--		4	ACCESS CS
069.6831.XX		13.F....	ACCESS CS
069.8702.01		13.F....	ACCESS CS
069.8704.01		13.F....	ACCESS CS
069.8450.04		1	ACCESS CS
052.5311.--		4	
069.8460.04		1	ACCESS CS
052.5311.--		4	
080.9381.04		B1 - 69	ACCESS CS
		2x (H1 - 21.5)	
080.9080.04		(3xB1) + (6xH1)	ACCESS CS
080.9090.04		2	ACCESS CS
080.9320.04		13.F....	ACCESS CS
080.9440.04		13.F....	ACCESS CS
080.9114.SY		(2xb1)+(2xh1)	ACCESS CS
		+(2xb2)+(2xh2)	ACCESS CS
		+(2xb3)+(2xh3)	ACCESS CS
080.9124.SY		(2xb1)+(2xh1)	ACCESS CS
		+(2xb2)+(2xh2)	ACCESS CS
		+(2xb3)+(2xh3)	ACCESS CS
080.9852.04		13.F....	ACCESS CS
081.9092.04		8 x 51.5	ACCESS CS
052.5310.--		1/300mm	ACCESS CS
052.5313.--		4	ACCESS CS

schaal - échelle
scale - Maßstab
1/2

D0075334

CS 77

SAMENGESTELDE DEUR BINNENDR. MET DUB. AANSLAGD.
PORTE COMPOSEE AVEC D. JOINT DE BUTEE OUVR. VERS L'INT.
COMBINED DOOR INWARD OPENING WITH DOUB. WEATHER STRIP
KOMBINIERTE TUER IN. OEFFN. MIT DOPPELANSCHLAGD.

REYNAERS aluminium

* Variant / Variante / Variant / Variante

Winddruk - Pression de vent
Windpressure - Windlast 150 Pa

061.7302.ZC (din L)		1	ACCESS CS
of - ou - or - oder			
061.7303.ZC (din R)		1	ACCESS CS
052.5316.--		12	ACCESS CS
061.7722.-- (din L)		1	ACCESS CS
of - ou - or - oder			
061.7724.-- (din R)		1	ACCESS CS
052.5316.--		3	ACCESS CS
061.7721.--		2	ACCESS CS
052.5316.--		4	ACCESS CS
061.7725.-- (din L)		1	ACCESS CS
of - ou - or - oder			
061.7723.-- (din R)		1	ACCESS CS
052.5316.--		2	ACCESS CS
061.7726.--		1	ACCESS CS

		#	
052.5314.--		1/300mm	ACCESS CS
052.5327.--		1/300mm	ACCESS CS
052.5328.--		1/300mm	ACCESS CS

* Variant HI / Variante HI / Variant HI / Variante HI

080.9625.07		(2xb1)+(2xh1)	ACCESS CS
		+(2xb2)+(2xh2)	ACCESS CS
		+(2xb3)+(2xh3)	ACCESS CS
080.9231.07		(3xB1) + (6xH1)	ACCESS CS

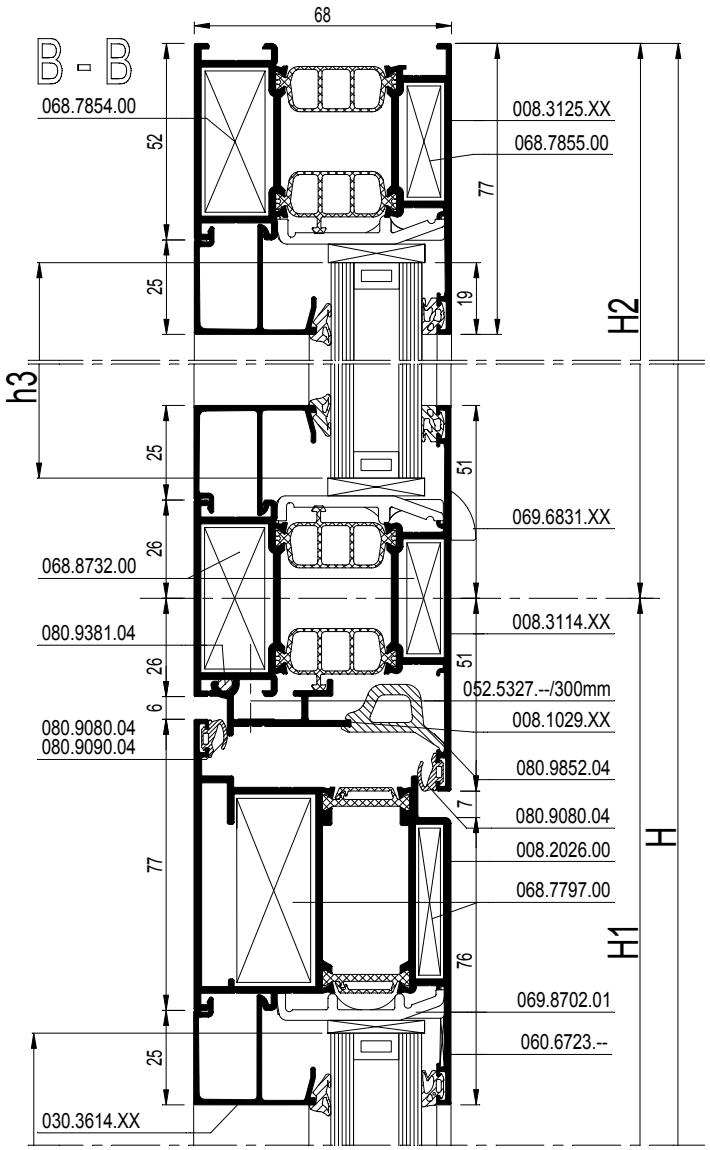

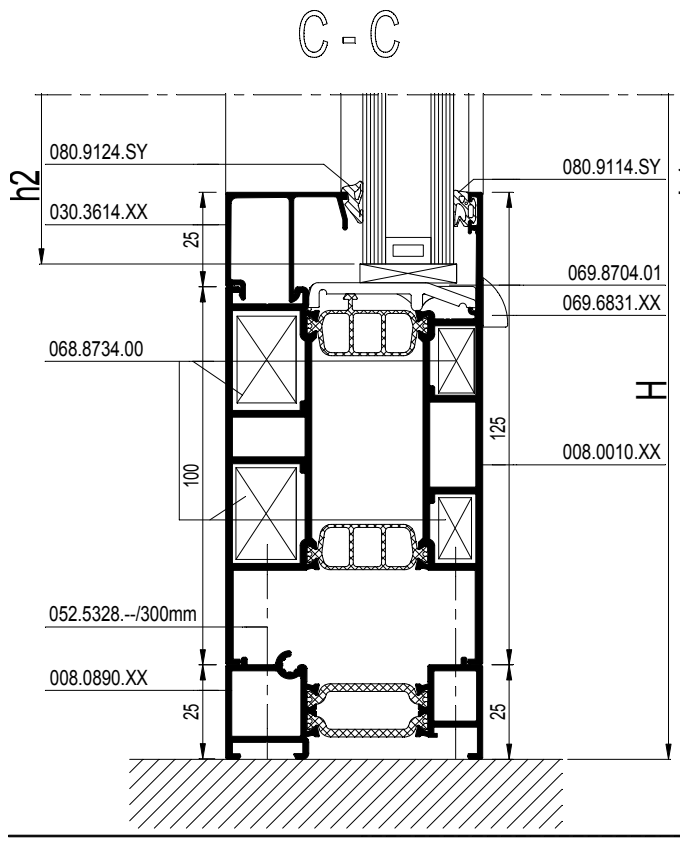

schaal - échelle
scale - Maßstab
1/2

D0075334

CS 77

STOLPDEUR BINNENDR. MET DUBBELE AANSLAGD.
PORTE DOUB. AVEC DOUB. JOINT DE BUTEE OUVR. V. L'INT.
DOUBLE CASEM. D. INW. OPENI. WITH DOUB. WEATHER STRIP
STULPFL.TUER IN. OEFFN. MIT DOPPELANSCHLAGDICHT.

REYNAERS aluminium

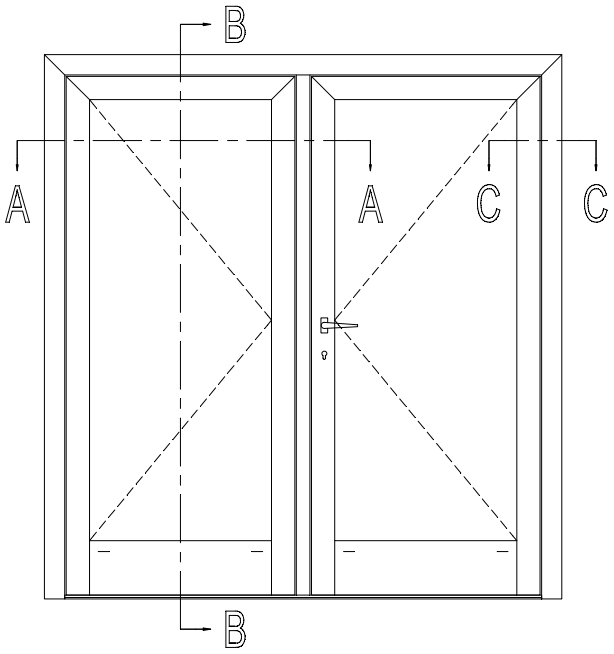

			#	Lm	
008.0873.XX			1	B - 142	13.C....
008.0086.XX			1	B1 - 46	13.C....
			1	B2 - 51	
108.0085.XX			1	B1 - 51	13.C....
			1	B2 - 103	
108.0070.04			1	B	13.C....

b1 = B1 - 217
b2 = B2 - 217
h = H - 261

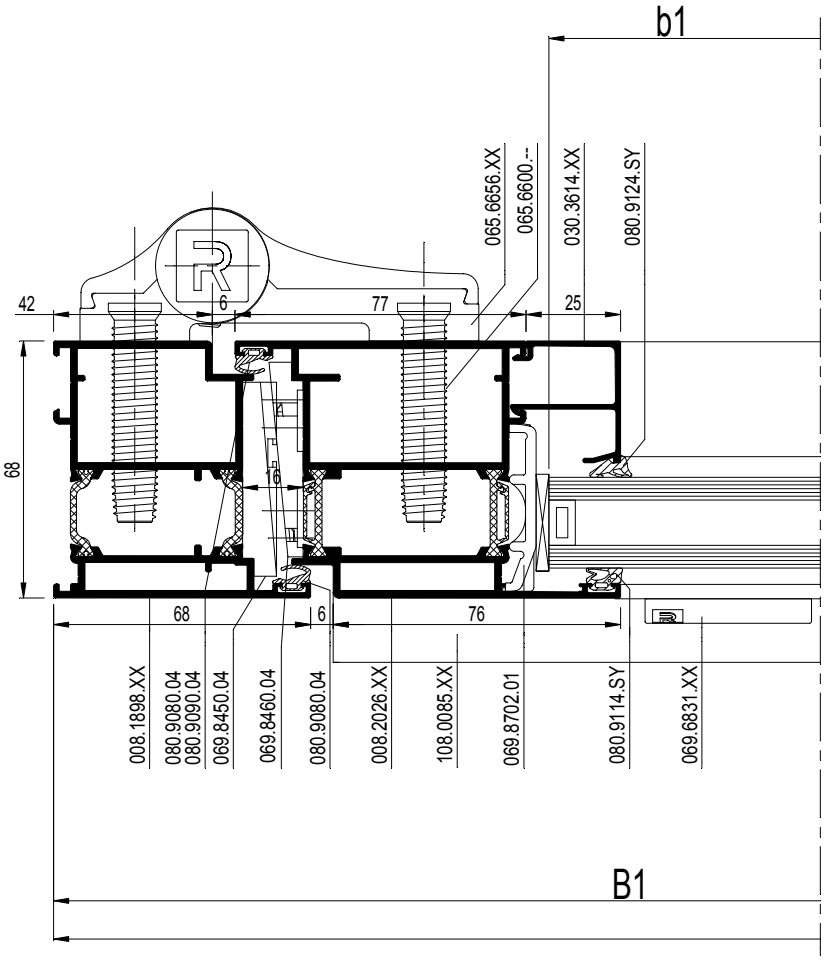

schaal - échelle
scale - Maßstab
1/2

D0075217

CS 77

STOLPDEUR BINNENDR. MET DUBBELE AANSLAGD.
PORTE DOUB. AVEC DOUB. JOINT DE BUTEE OUVR. V. L'INT.
DOUBLE CASEM. D. INW. OPENI. WITH DOUB. WEATHER STRIP
STULPFL.TUER IN. OEFFN. MIT DOPPELANSCHLAGDICHT.

REYNAERS aluminium

			#	Lm	
008.0898.XX			1	B	13.C....
			1	H	
			1	H	
008.1026.XX			1	B1 - 51	13.C....
			1	B2 - 51	
			2	H - 72	
			2	H - 72	
108.1015.XX			1	H - 93	13.C....
008.0010.XX			1	B1 - 205	13.C....
			1	B2 - 205	
030.3614.XX			2	B1 - 205	13.C....
			2	B2 - 205	
			4	H - 299	
008.0083.00			1	B1 - 61	13.C....
			1	B2 - 87	
008.0009.04			1	B1 - 205	13.C....
			1	B2 - 205	

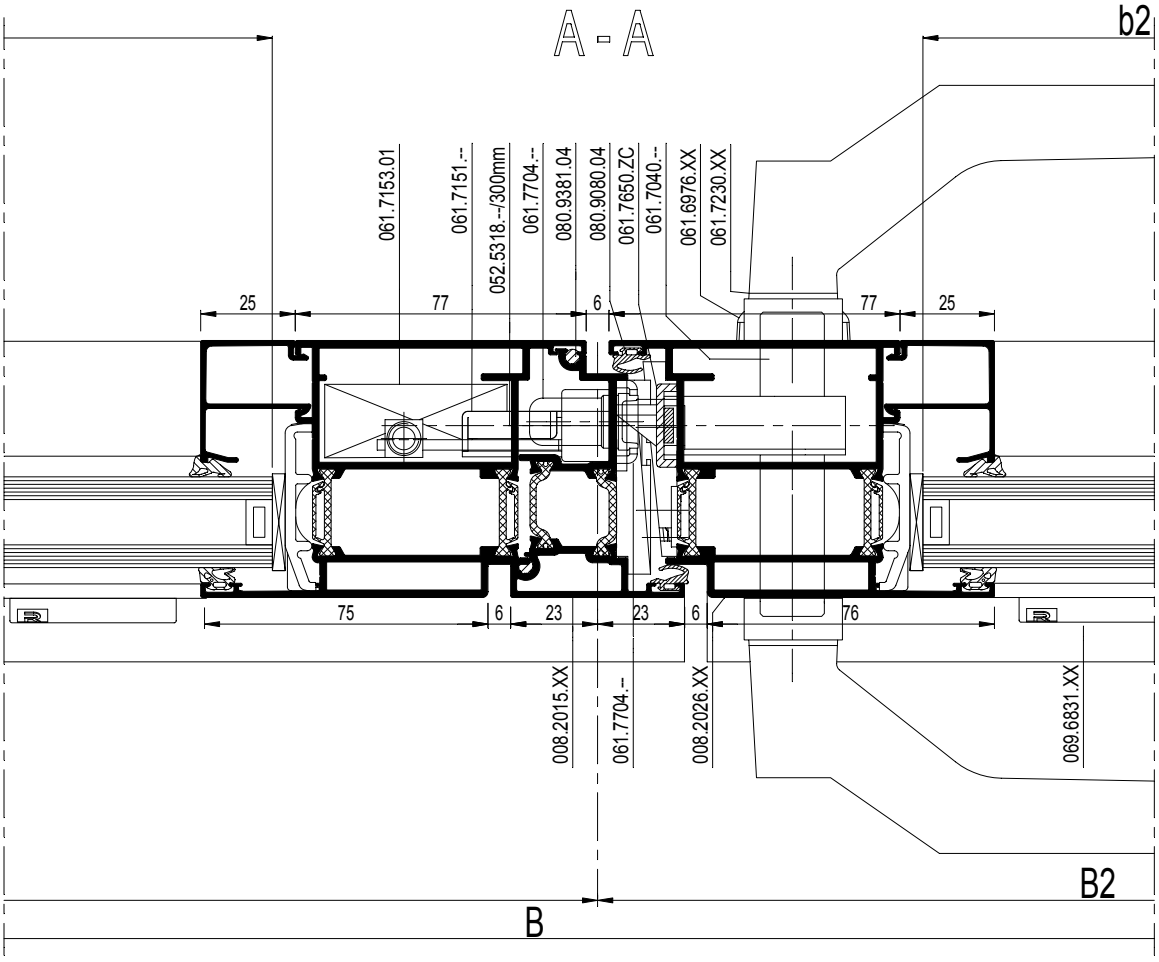

schaal - échelle
scale - Maßstab
1/2

D0075217

CS 77

STOLPDEUR BINNENDR. MET DUBBELE AANSLAGD.
PORTE DOUBLE AVEC D. JOINT DE BUTEE OUVR. V. L'INT.
DOUBLE CASEM. D. INW. OPEN. WITH DOUB. WEATHER STRIP
STULPFL.TUER IN. OEFFN. MIT DOPPELANSCHLAGDICHTUNG

REYNAERS aluminium

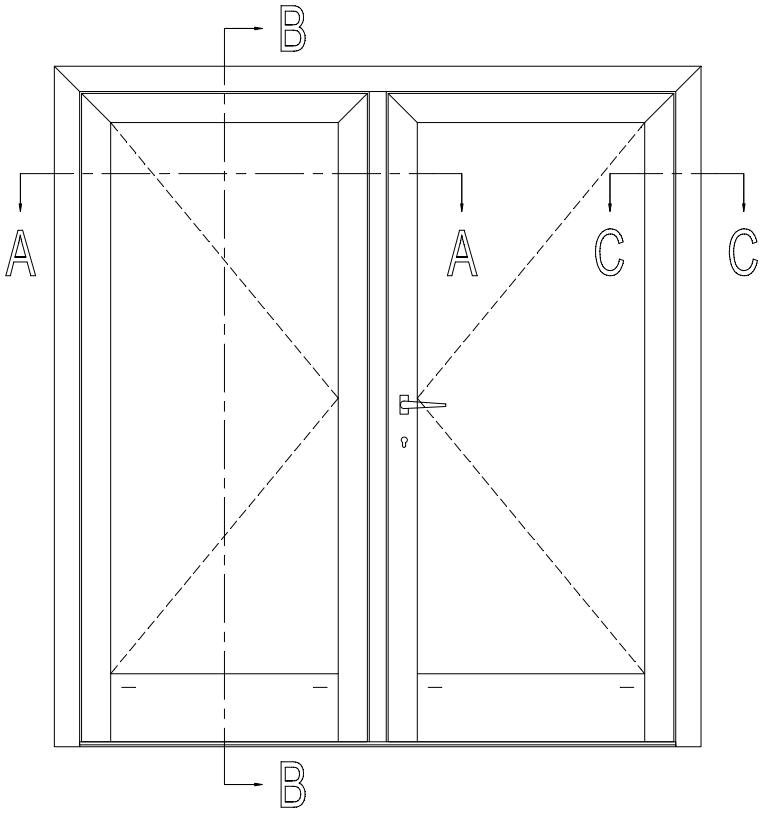

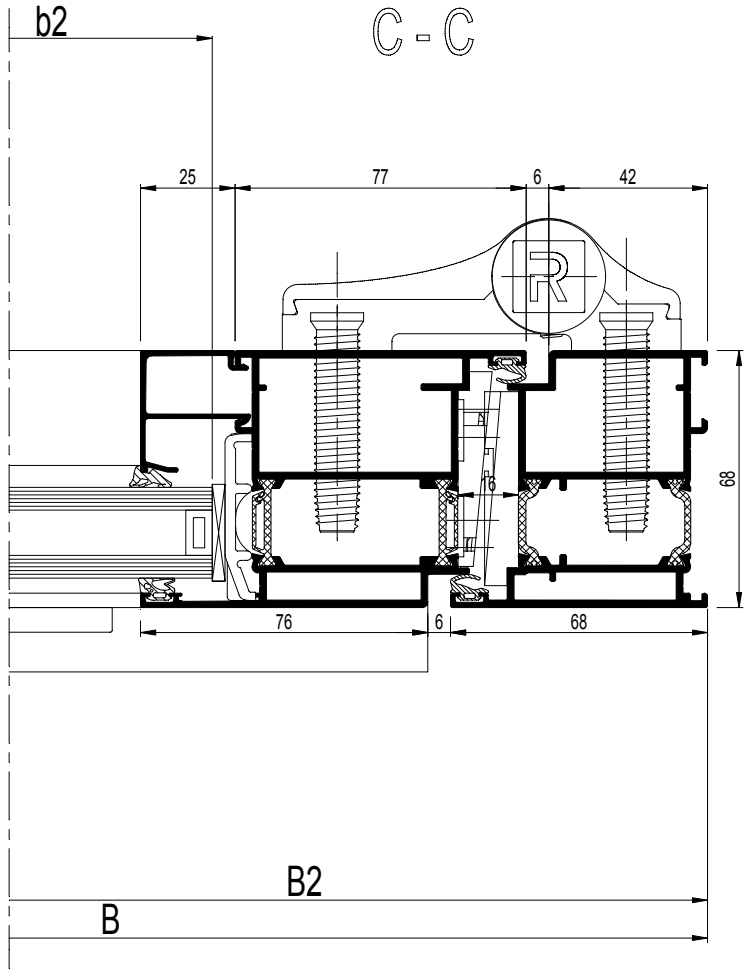

		#	
068.7794.00		2	ACCESS CS
068.7797.00		3	ACCESS CS
069.8807.00		1	ACCESS CS
060.8723.--		4	ACCESS CS
068.8734.00		4	ACCESS CS
068.8688.04		8	ACCESS CS
050.5153.--		8	ACCESS CS
065.6656.XX		13.F....	ACCESS CS
065.6600.--		13.F....	ACCESS CS
061.7650.ZC		1	ACCESS CS
052.5316.--		2	ACCESS CS
061.7045.--		1	ACCESS CS
061.6976.XX		1	ACCESS CS
052.5311.--		2	ACCESS CS
061.7704.--		1	ACCESS CS
052.5316.--		3	ACCESS CS
061.7230.XX		1	ACCESS CS
050.5161.--		4	ACCESS CS
069.6831.XX		13.F....	ACCESS CS
069.8702.01		13.F....	ACCESS CS
069.8704.01		13.F....	ACCESS CS
069.8647.04		1	ACCESS CS
052.5311.--		2	
069.8450.04		1	ACCESS CS
052.5311.--		4	
069.8460.04		2	ACCESS CS
052.5311.--		8	
080.9381.04		2x (H - 117)	ACCESS CS
080.9080.04		(3xB)+(6xH)	ACCESS CS
080.9090.04		3	ACCESS CS
080.9440.04		13.F....	ACCESS CS
080.9320.04		13.F....	ACCESS CS
080.9114.SY		(2xb1)+(2xb2)	ACCESS CS
		+(4xh)	
080.9124.SY		(2xb1)+(2xb2)	ACCESS CS
		+(4xh)	
081.9092.04		12 x 51.5	ACCESS CS
052.5310.--		1/300mm	ACCESS CS
052.5313.--		4	ACCESS CS
052.5314.--		1/300mm	ACCESS CS
052.5318.--		1/300mm	ACCESS CS
052.5328.--		1/300mm	ACCESS CS

schaal - échelle
scale - Maßstab
1/2

D0075219

CS 77

STOLPDEUR BINNENDR. MET DUBBELE AANSLAGD.
PORTE DOUBLE AVEC D. JOINT DE BUTEE OUVR. V. L'INT.
DOUBLE CASEM. D. INW. OPEN. WITH DOUB. WEATHER STRIP
STULPFL.TUER IN. OEFFN. MIT DOPPELANSCHLAGDICHTUNG

REYNAERS aluminium

* Variant / Variante / Variant / Variante
Winddruk - Pression de vent
Windpressure - Windlast 150 Pa

061.7302.ZC (din L)		1	ACCESS CS
of - ou - or - oder			
061.7303.ZC (din R)		1	ACCESS CS
052.5316.--		12	ACCESS CS
061.7722.-- (din L)		1	ACCESS CS
of - ou - or - oder			
061.7724.-- (din R)		1	ACCESS CS
052.5316.--		3	ACCESS CS
061.7721.--		2	ACCESS CS
052.5316.--		4	ACCESS CS
061.7725.-- (din L)		1	ACCESS CS
of - ou - or - oder			
061.7723.-- (din R)		1	ACCESS CS
052.5316.--		2	ACCESS CS
061.7726.--		1	ACCESS CS

* Variant HI / Variante HI / Variant HI / Variante HI

080.9625.007		(2xb1)+(2xb2)	ACCESS CS
		+(4xh)	
080.9231.07		1(xB)+(2xH)	ACCESS CS

Espagnoletslot - Fermeture Espagnolette (*)
Espagnolette lock - Falztreibriegel

		#	☞
061.7151.--		1	ACCESS CS
052.5331.--		2	ACCESS CS
061.7155.--		1	ACCESS CS
061.7154.--		2	ACCESS CS
061.7156.--		1	ACCESS CS
061.7152.--		3	ACCESS CS
052.5308.--		6	ACCESS CS
061.7153.01		1	ACCESS CS
052.5311.--		2	ACCESS CS

of - ou - or - oder

Stangenslot - Serrure a Tige (*)
Bar Lock - Tuertreibriegel

		#	☞
061.7199.--		1	ACCESS CS
of - ou - or - oder			
061.7198.--		1	ACCESS CS
050.5011.--		2	ACCESS CS
061.7183.--		2	ACCESS CS
061.7154.--		2	ACCESS CS
061.7192.--		1	ACCESS CS
061.7191.17		2	ACCESS CS
052.5317.--		4	ACCESS CS
061.7153.01		1	ACCESS CS
052.5311.--		2	ACCESS CS

* inbouw zie 13.F.... / Encastrement voire 13.F....
* Embedding see 13.F.... / Einbau siehe 13.F....

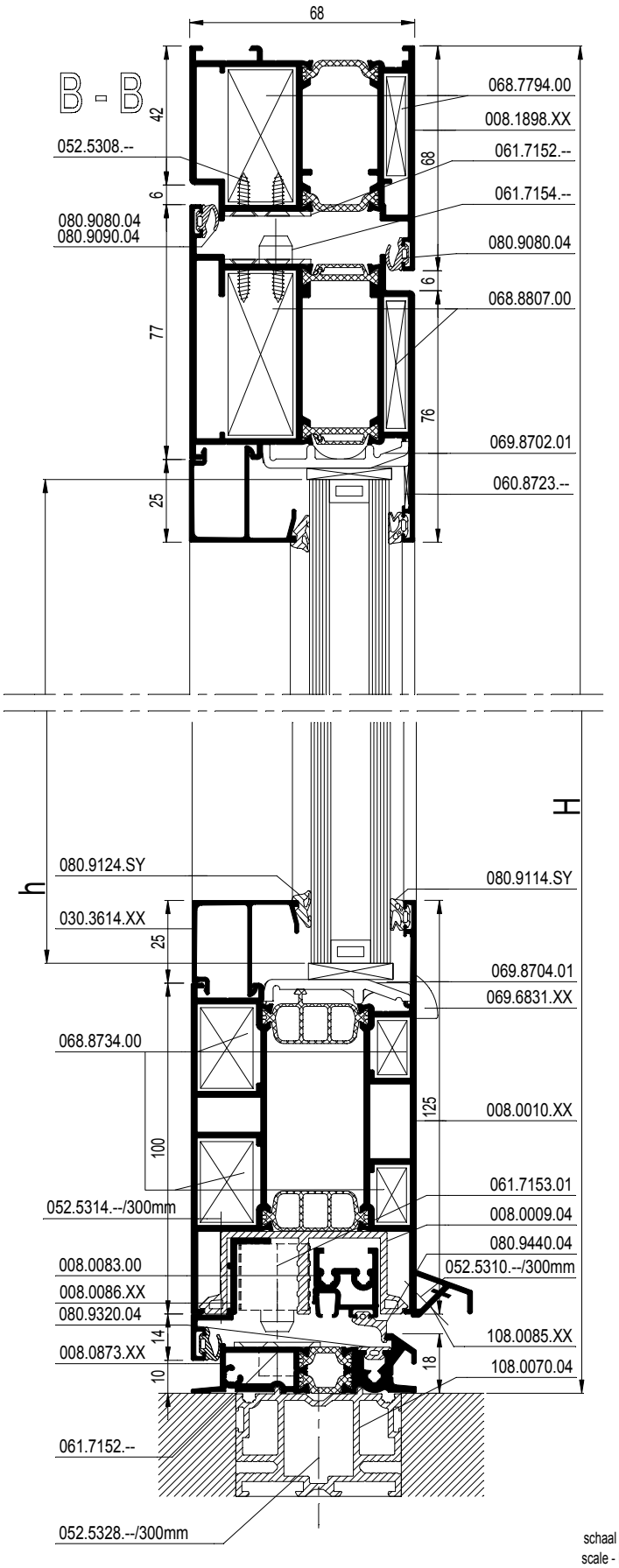

schaal - échelle
scale - Maßstab
1/2

D0075219

CS 77

Z-T DEUR BINNENDR. MET DUBBELE AANSLAGDICHTING
PORTE Z-T DOUB0 JOINT DE BUTEE OUVR. VERS L'INT.
Z-T DOOR INWARD OPENING WITH DOUBLE WEATHER STRIP
Z-T TUER IN. OEFFN. MIT DOPPELANSCHLAGDICHTUNG

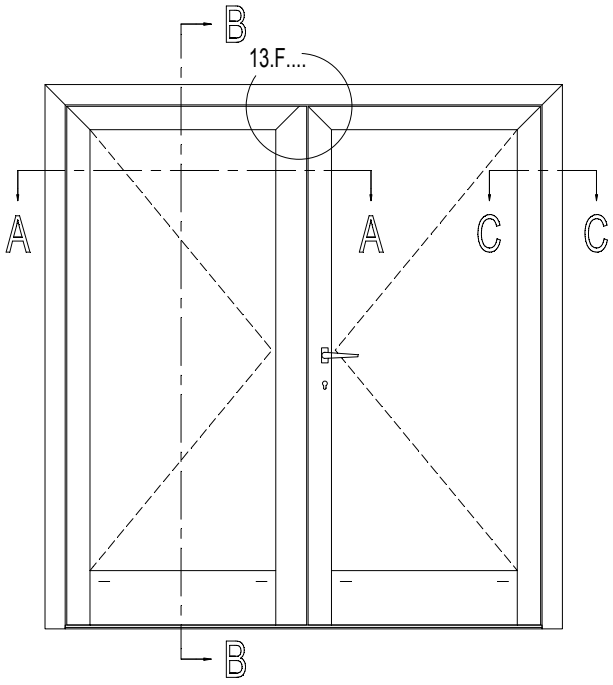

			#	Lm	
008.0009.04			1	B1 - 192	13.C....
			1	B2 - 192	
008.0086.XX			1	B1 - 59	13.C....
			1	B2 - 38	
108.0085.XX			1	B1 - 64	13.C....
			1	B2 - 90	
108.0070.04			1	B	13.C....

b1 = B1 - 204
b2 = B2 - 204
h = H - 261

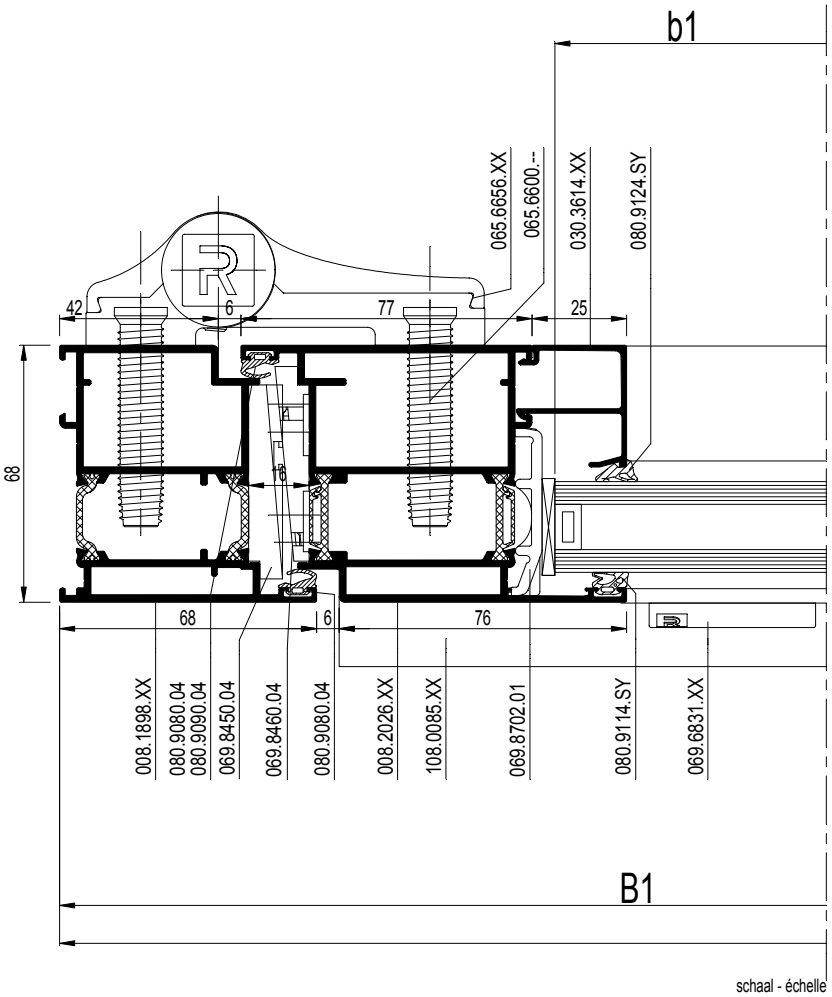

schaal - échelle
scale - Maßstab
1/2

D0075220

CS 77

Z-T DEUR BINNENDR. MET DUBBELE AANSLAGDICHTING
PORTE Z-T DOUB0 JOINT DE BUTEE OUVR. VERS L'INT.
Z-T DOOR INWARD OPENING WITH DOUBLE WEATHER STRIP
Z-T TUER IN. OEFFN. MIT DOPPELANSCHLAGDICHTUNG

			#	Lm	
008.1898.XX			1	B	13.C....
			1	H	
			1	H	
008.2026.XX			1	B1 - 38	13.C....
			1	B2 - 38	
			1	H - 72	
			2	H - 72	
008.2014.XX			1	H - 72	13.C....
008.0010.XX			1	B1 - 192	13.C....
			1	B2 - 192	
030.3614.XX			2	B1 - 192	13.C....
			2	B2 - 192	
			4	H - 299	
008.0083.00			1	B1 - 74	13.C....
			1	B2 - 74	
008.0873.XX			1	B - 142	13.C....

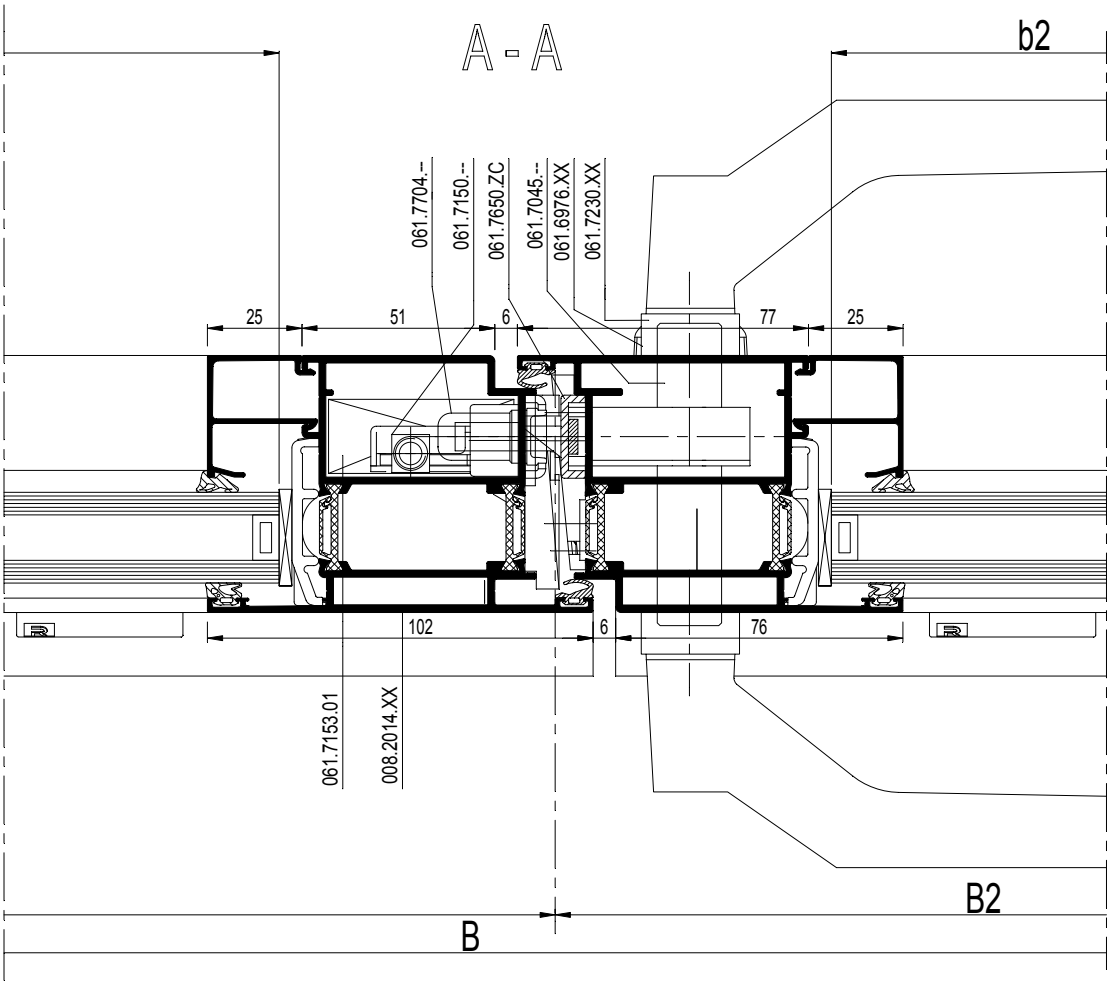

schaal - échelle
scale - Maßstab
1/2

D0075220

CS 77

Z-T DEUR BINNENDR. MET DUBBELE AANSLAGDICHTING
PORTE Z-T DOUBLE JOINT DE BUTEE OUVR. VERS L'INT.
Z-T DOOR INW. OPEN. WITH DOUBLE WEATHER STRIP
Z-T TUER IN. OEFFN. MIT DOPPELANSCHLAGDICHTUNG

REYNAERS aluminium

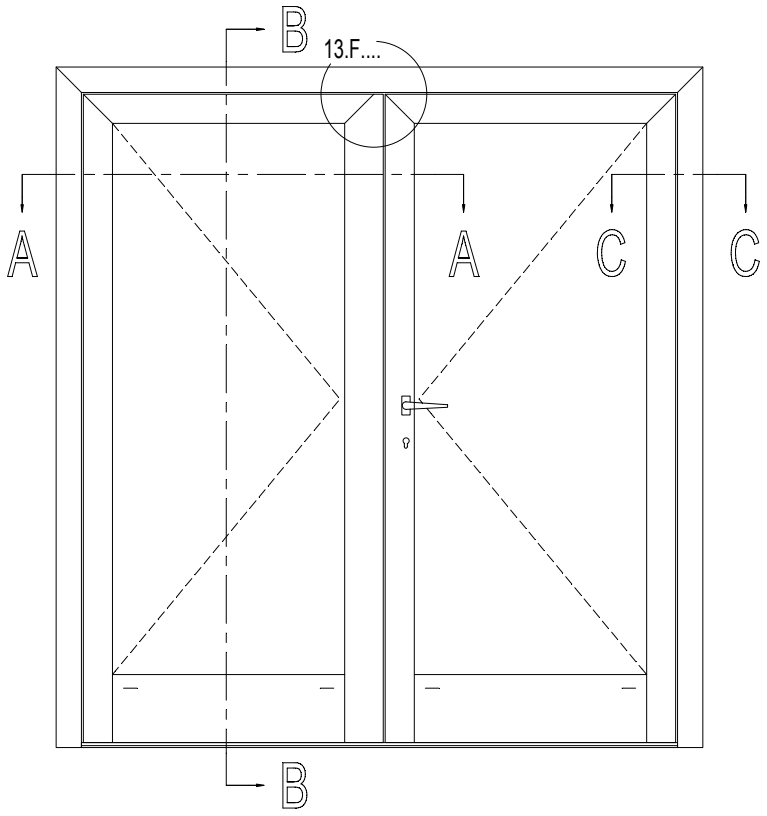

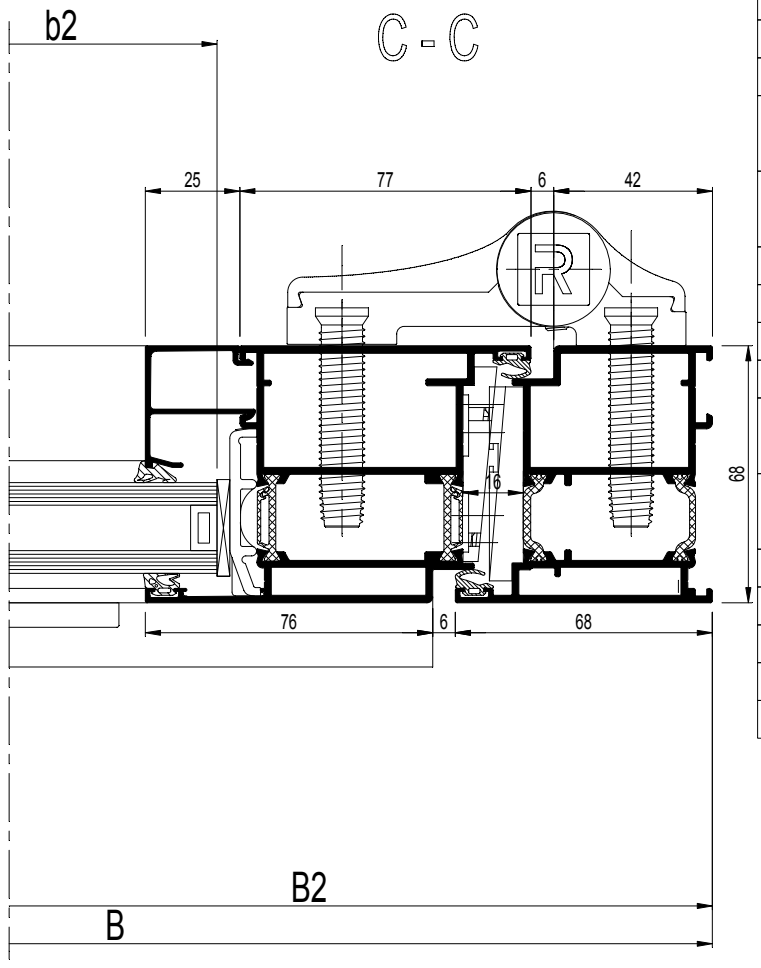

		#	
068.7794.00		2	ACCESS CS
068.7797.00		3	ACCESS CS
069.8807.00		1	ACCESS CS
060.8723.--		4	ACCESS CS
068.8734.00		4	ACCESS CS
068.8688.04		8	ACCESS CS
050.5153.--		8	ACCESS CS
065.6656.XX		13.F....	ACCESS CS
065.6600.--		13.F....	ACCESS CS
061.7650.ZC		1	ACCESS CS
052.5316.--		2	ACCESS CS
061.7045.--		1	ACCESS CS
061.6976.XX		1	ACCESS CS
052.5311.--		2	ACCESS CS
061.7704.--		1	ACCESS CS
052.5316.--		3	ACCESS CS
061.7715.04		1	ACCESS CS
052.5311.--		2	ACCESS CS
061.7230.XX		1	ACCESS CS
050.5161.--		4	ACCESS CS
069.6831.XX		13.F....	ACCESS CS
069.8702.01		13.F....	ACCESS CS
069.8704.01		13.F....	ACCESS CS
069.8512.XX		1	ACCESS CS
069.8450.04		1	ACCESS CS
052.5311.--		4	
069.8460.04		2	ACCESS CS
052.5311.--		8	
080.9080.04		(3xB)+(6xH)	ACCESS CS
080.9090.04		3	ACCESS CS
080.9440.04		13.F....	ACCESS CS
080.9320.04		13.F....	ACCESS CS
080.9114.SY		(2xb1)+(2xb2)	ACCESS CS
		+(4xh)	
080.9124.SY		(2xb1)+(2xb2)	ACCESS CS
		+(4xh)	
081.9092.04		12 x 51.5	ACCESS CS
052.5310.--		1/300mm	ACCESS CS
052.5313.--		4	ACCESS CS
052.5314.--		1/300mm	ACCESS CS
052.5328.--		1/300mm	ACCESS CS

schaal - échelle
scale - Maßstab
1/2

D0075221

CS 77

Z-T DEUR BINNENDR. MET DUBBELE AANSLAGDICHTING
PORTE Z-T DOUBLE JOINT DE BUTEE OUVR. VERS L'INT.
Z-T DOOR INW. OPEN. WITH DOUBLE WEATHER STRIP
Z-T TUER IN. OEFFN. MIT DOPPELANSCHLAGDICHTUNG

REYNAERS aluminium

* Variant / Variante / Variant / Variante
Winddruk - Pression de vent
Windpressure - Windlast 150 Pa

061.7302.ZC (din L)		1	ACCESS CS
of - ou - or - oder			
061.7303.ZC (din R)		1	ACCESS CS
052.5316.--		12	ACCESS CS
061.7722.-- (din L)		1	ACCESS CS
of - ou - or - oder			
061.7724.-- (din R)		1	ACCESS CS
052.5316.--		3	ACCESS CS
061.7721.--		2	ACCESS CS
052.5316.--		4	ACCESS CS
061.7725.-- (din L)		1	ACCESS CS
of - ou - or - oder			
061.7723.-- (din R)		1	ACCESS CS
052.5316.--		2	ACCESS CS
061.7726.--		1	ACCESS CS

* Variant HI / Variante HI / Variant HI / Variante HI

080.9625.07		(2xb1)+(2xb2)	ACCESS CS
		+(4xh)	
080.9231.07		(1xB)+(2xH)	ACCESS CS

Espagnoletslot - Fermeture Espagnolette (*)
Espagnolette lock - Falztreibriegel

		#	☞
061.7150.--		1	ACCESS CS
052.5331.--		2	ACCESS CS
061.7155.--		1	ACCESS CS
061.7154.--		2	ACCESS CS
061.7156.--		1	ACCESS CS
061.7152.--		3	ACCESS CS
052.5308.--		6	ACCESS CS
061.7153.01		1	ACCESS CS
052.5311.--		2	ACCESS CS

of - ou - or - oder

Stangenslot - Serrure a Tige (*)
Bar Lock - Tuertreibriegel

		#	☞
061.7199.--		1	ACCESS CS
of - ou - or - oder			
061.7198.--		1	ACCESS CS
050.5011.--		2	ACCESS CS
061.7183.--		2	ACCESS CS
061.7154.--		2	ACCESS CS
061.7192.--		1	ACCESS CS
061.7191.17		2	ACCESS CS
052.5317.--		4	ACCESS CS
061.7153.01		1	ACCESS CS
052.5311.--		2	ACCESS CS

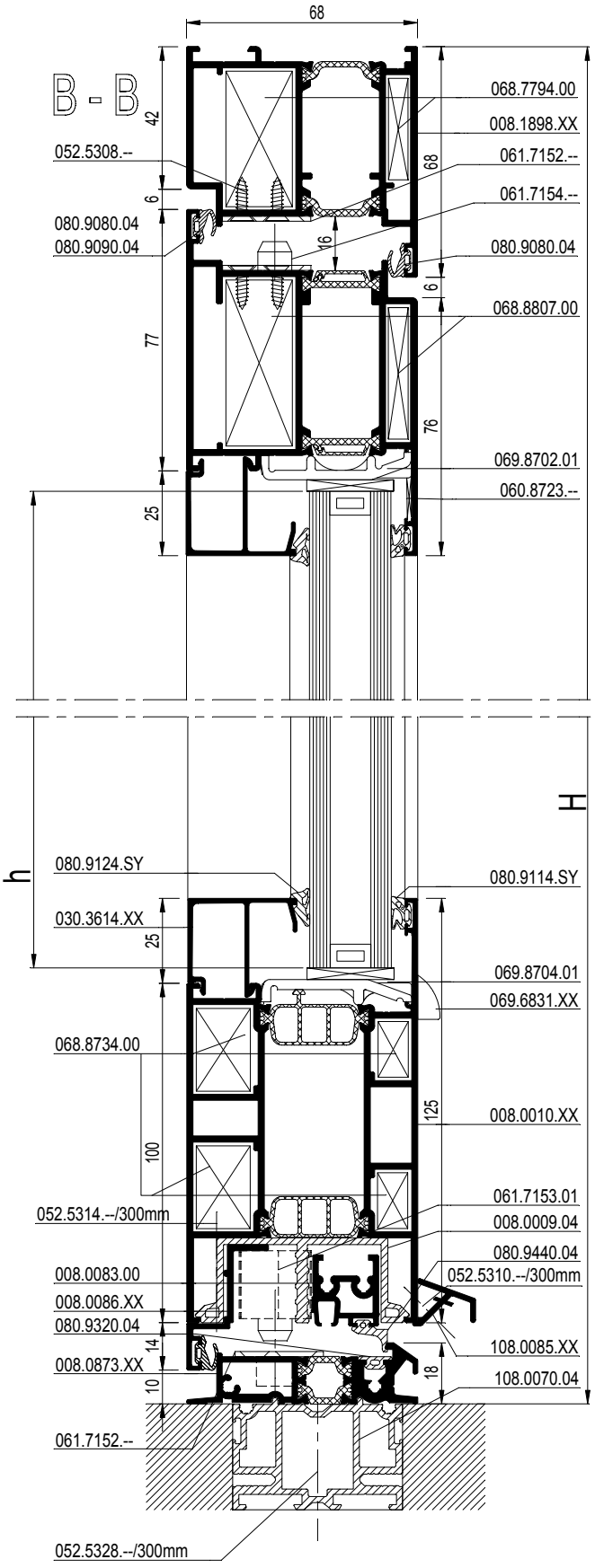

schaal - échelle
scale - Maßstab
1/2

D0075221

* inbouw zie 13.F.... / Encastrement voire 13.F....
* Embedding see 13.F.... / Einbau siehe 13.F....

CS 77

DEUR BUITENDR. MET DUBBELE AANSLAGDICHTING
PORTE DOUBLE JOINT DE BUTEE OUVR. VERS L'EXT.
DOOR OUTWARD OPENING WITH DOUBLE WEATHER STRIP
TUER NACH AUSSEN OEFFN. MIT DOPPELANSCHLAGDICHTUNG

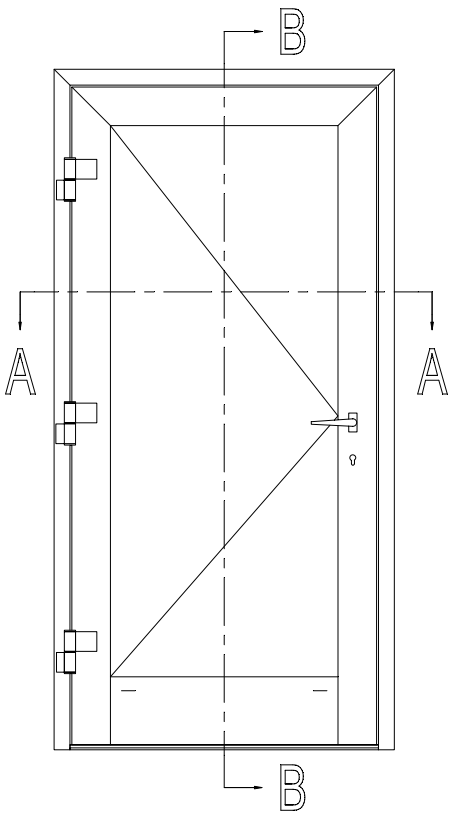

			#	Lm	
008.0469.XX			1	B	13.C....
			1	H	
			1	H	
008.2014.XX			1	B - 96	13.C....
			1	H - 72	
			1	H - 72	
030.3614.XX			2	B - 250	13.C....
			2	H - 299	
008.0010.XX			1	B - 250	13.C....
108.0874.XX			1	B - 142	13.C....
008.0083.00			1	B - 132	13.C....
008.0009.04			1	B - 250	13.C....
008.0086.XX			1	B - 96	13.C....
108.0070.04			1	B	13.C....

b = B - 262
h = H - 261

A - A

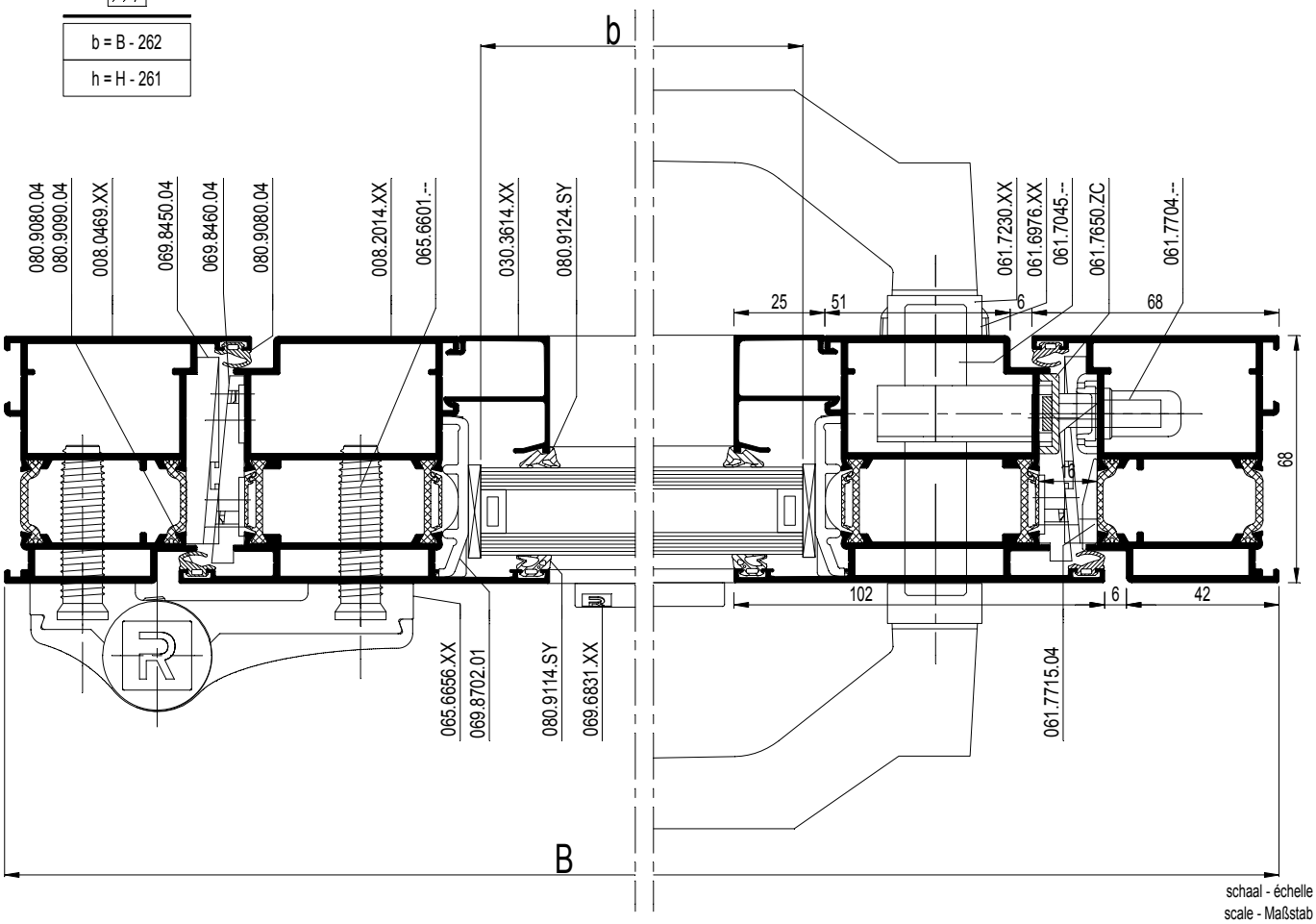

schaal - échelle
scale - Maßstab
1/2

D0075222

CS 77

DEUR BUITENDR. MET DUBBELE AANSLAGDICHTING
PORTE DOUBLE JOINT DE BUTEE OUVR. VERS L'EXT.
DOOR OUTWARD OPENING WITH DOUBLE WEATHER STRIP
TUER NACH AUSSEN OEFFN. MIT DOPPELANSCHLAGDICHTUNG

REYNAERS aluminium

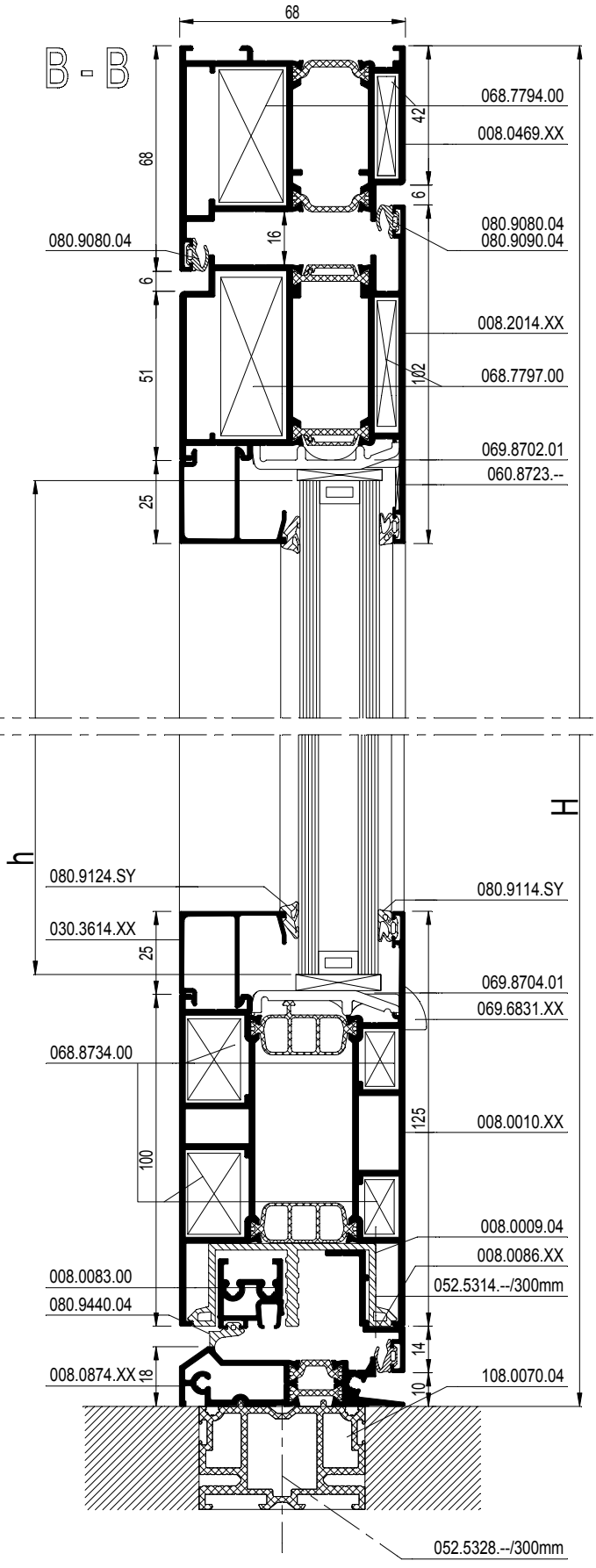

schaal - échelle
scale - Maßstab
1/2

D0075222

CS 77

DEUR BUITENDR. MET DUBBELE AANSLAGDICHTING
PORTE DOUBLE JOINT DE BUTEE OUVR. VERS L'EXT.
DOOR OUTWARD OPENING WITH DOUBLE WEATHER STRIP
TUER NACH AUSSEN OEFFN. MIT DOPPELANSCHLAGDICHTUNG

REYNAERS aluminium

schaal - échelle
scale - Maßstab
1/2

D0078132

CS 77

DEUR BUITENDR. MET DUBBELE AANSLAGDICHTING
PORTE DOUBLE JOINT DE BUTEE OUVR. VERS L'EXT.
DOOR OUTWARD OPENING WITH DOUBLE WEATHER STRIP
TUER NACH AUSSEN OEFFN. MIT DOPPELANSCHLAGDICHTUNG

REYNAERS aluminium

		#	☞
068.7794.00		2	ACCESS CS
068.7797.00		2	ACCESS CS
060.8723.--		2	ACCESS CS
068.8734.00		2	ACCESS CS
068.8688.04		4	ACCESS CS
050.5153.--		4	ACCESS CS
065.6656.XX		13.F....	ACCESS CS
065.6601.--		13.F....	ACCESS CS
061.7650.ZC		1	ACCESS CS
052.5316.--		2	ACCESS CS
061.7045.--		1	ACCESS CS
061.6976.XX		1	ACCESS CS
052.5311.--		2	ACCESS CS
061.7704.--		1	ACCESS CS
052.5316.--		3	ACCESS CS
061.7715.04		1	ACCESS CS
052.5316.--		2	ACCESS CS
061.7230.XX		1	ACCESS CS
050.5161.--		4	ACCESS CS
069.6831.XX		13.F....	ACCESS CS
069.8702.01		13.F....	ACCESS CS
069.8704.01		13.F....	ACCESS CS
069.8450.04		1	ACCESS CS
052.5311.--		4	
069.8460.04		1	ACCESS CS
052.5311.--		4	
080.9080.04		(3xB)+(4xH)	ACCESS CS
080.9090.04		2	ACCESS CS
080.9440.04		13.F....	ACCESS CS
080.9114.SY		(2xb)+(2xh)	ACCESS CS
080.9124.SY		(2xb)+(2xh)	ACCESS CS
081.9092.04		8 x 51.5	ACCESS CS
052.5313.--		4	ACCESS CS
052.5314.--		1/300mm	ACCESS CS
052.5318.--		1/300mm	ACCESS CS
052.5328.--		1/300mm	ACCESS CS

* Variant HI / Variante HI / Variant HI / Variante HI

080.9625.07		(2xb)+(2xh)	ACCESS CS
080.9231.07		(1xB)+(2xH)	ACCESS CS

* Variant / Variante / Variant / Variante

Winddruk - Pression de vent
Windpressure - Windlast 150 Pa

061.7302.ZC (din L)		1	ACCESS CS
of - ou - or - oder			
061.7303.ZC (din R)		1	ACCESS CS
052.5316.--		12	ACCESS CS
061.7722.-- (din L)		1	ACCESS CS
of - ou - or - oder			
061.7724.-- (din R)		1	ACCESS CS
052.5316.--		3	ACCESS CS
061.7721.--		2	ACCESS CS
052.5316.--		4	ACCESS CS
061.7725.-- (din L)		1	ACCESS CS
of - ou - or - oder			
061.7723.-- (din R)		1	ACCESS CS
052.5316.--		2	ACCESS CS
061.7726.--		1	ACCESS CS

schaal - échelle
scale - Maßstab
1/2

D0078132

CS 77

SAMENGESTELDE DEUR BUITENDR. MET DUB. AANSLAGD.
PORTE COMPOSEE AVEC D. JOINT DE BUTTEE OUVR. V. L'INT.
COMBINED DOOR OUTWARD OPENING WITH DOUB. WEATHER ST.
KOMBINIERTE TUER AUSSEN OEFFN. MIT DOPPELANSCHLAGD.

REYNAERS aluminium

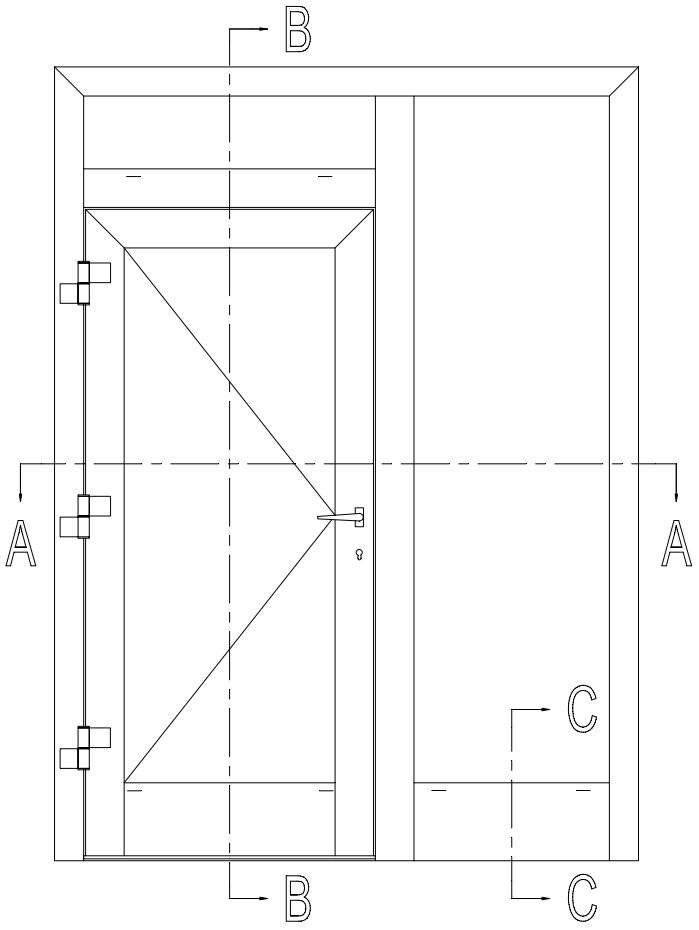

b1 = B1 - 306
h1 = H1 - 270
b2 = B2 - 90
h2 = H - 189
b3 = B1 - 90
h3 = H2 - 90

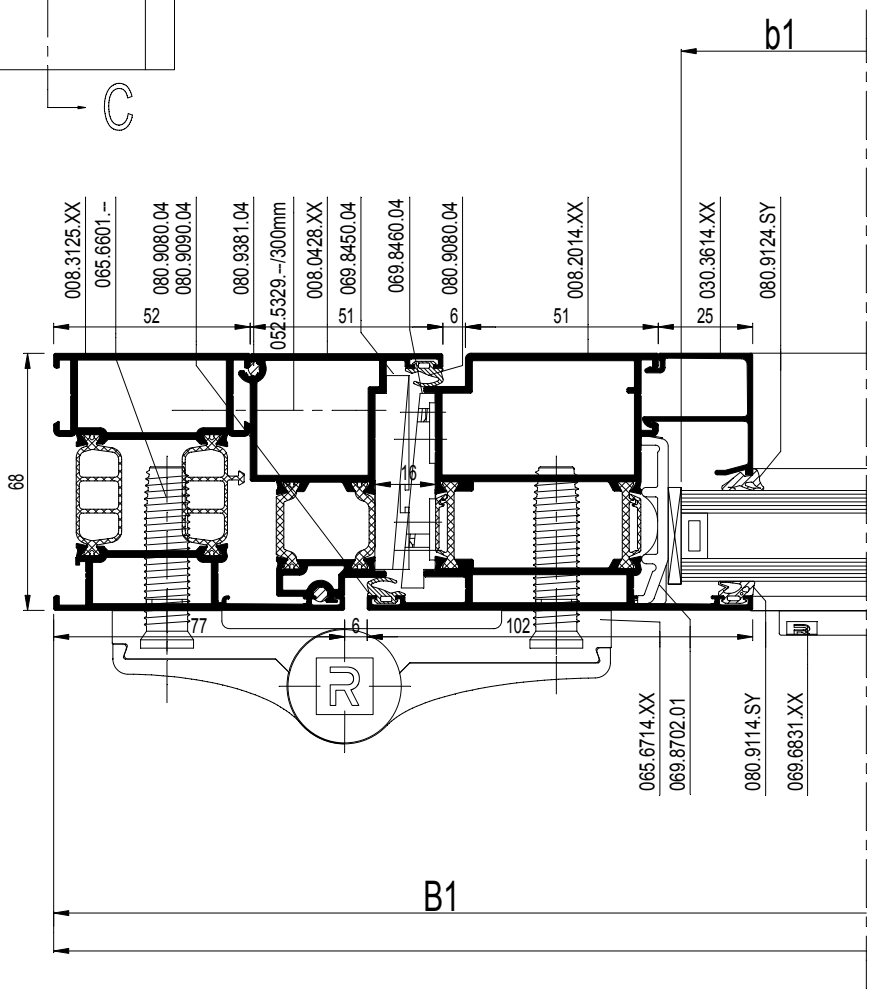

schaal - échelle
scale - Maßstab
1/2

D0075337

CS 77

SAMENGESTELDE DEUR BUITENDR. MET DUB. AANSLAGD.
PORTE COMPOSEE AVEC D. JOINT DE BUTTEE OUVR. V. L'INT.
COMBINED DOOR OUTWARD OPENING WITH DOUB. WEATHER ST.
KOMBINIERTE TUER AUSSEN OEFFN. MIT DOPPELANSCHLAGD.

REYNAERS aluminium

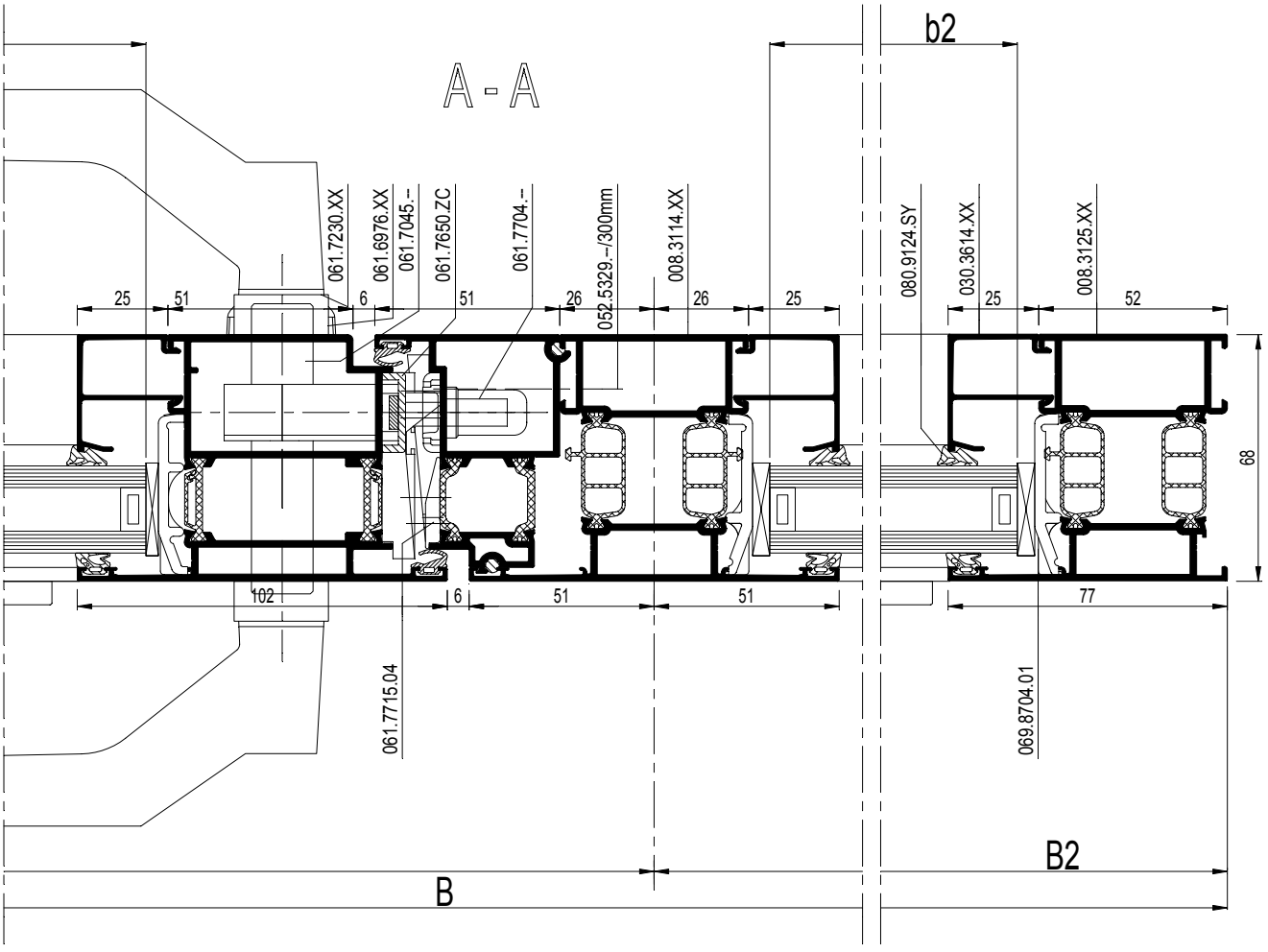

schaal - échelle
scale - Maßstab
1/2

D0075337

Werktekeningen
Coupes et débits
Work drawings
Werkzeichnungen

13.E.271
03/2010

CS 77

SAMENGESTELDE DEUR BUITENDR. MET DUB. AANSLAGD.
PORTE COMPOSEE AVEC D. JOINT DE BUTTEE OUVR. V. L'INT.
COMBINED DOOR OUTWARD OPENING WITH DOUB. WEATHER ST.
KOMBINIERTE TUER AUSSEN OEFFN. MIT DOPPELANSCHLAGD.

REYNAERS aluminium

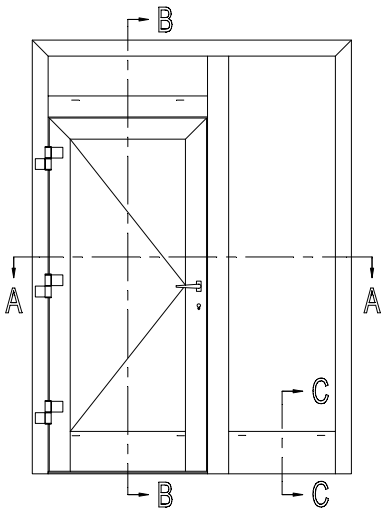

			#	Lm	☞
008.3125.XX			1	B	13.C....
			1	H	
			1	H	
008.2014.XX			1	H1 - 81	13.C....
			1	H1 - 81	
			1	B1 - 140	
008.0428.XX			1	H1 - 23	13.C....
			1	H1 - 23	
			1	B1 - 72	
008.3114.XX			1	H - 52	13.C....
			1	B1 - 78	
008.0010.XX			1	B1 - 294	13.C....
			1	B2 - 78	
008.0874.XX			1	B1 - 186	13.C....
008.0083.00			1	B1 - 176	13.C....
008.0009.04			1	B1 - 294	13.C....
008.0086.XX			1	B1 - 140	13.C....
108.0070.04			1	B1	13.C....
030.3614.XX			2	B1 - 294	13.C....
			2	H1 - 308	
			2	B1 - 78	
			2	H2 - 128	
			2	B2 - 78	
			2	H - 227	
008.0890.XX			1	B2 - 78	13.C....

		#	☞
068.7854.00		2	ACCESS CS
068.7855.00		2	ACCESS CS
068.7797.00		2	ACCESS CS
060.8723.--		4	ACCESS CS
068.8732.00		3	ACCESS CS
068.8688.04		6	ACCESS CS
050.5153.--		6	ACCESS CS
068.8734.00		4	ACCESS CS
068.8682.04		4	ACCESS CS
068.8688.04		4	ACCESS CS
050.5153.--		8	ACCESS CS
065.6714.XX		13.F....	ACCESS CS
065.6601.--		13.F....	ACCESS CS
061.7650.ZC		1	ACCESS CS
052.5316.--		2	ACCESS CS
061.7045.--		1	ACCESS CS
061.6976.XX		1	ACCESS CS
052.5311.--		2	ACCESS CS
061.7704.--		1	ACCESS CS
052.5316.--		3	ACCESS CS
061.7230.XX		1	ACCESS CS
050.5161.--		4	ACCESS CS
069.6831.XX		13.F....	ACCESS CS
069.8702.01		13.F....	ACCESS CS
069.8704.01		13.F....	ACCESS CS
069.8450.04		1	ACCESS CS
052.5311.--		4	
069.8460.04		1	ACCESS CS
052.5311.--		4	
080.9381.04		2x(B1 - 72)	ACCESS CS
		2x(H1 - 23)	
080.9080.04		(3xB1)+(4xH1)	ACCESS CS
080.9090.04		2	ACCESS CS
080.9320.04		13.F....	ACCESS CS
080.9440.04		13.F....	ACCESS CS
080.9114.SY		(2xb1)+(2xh1)	ACCESS CS
		+(2xb2)+(2xh2)	ACCESS CS
		+(2xb3)+(2xh3)	ACCESS CS
080.9124.SY		(2xb1)+(2xh1)	ACCESS CS
		+(2xb2)+(2xh2)	ACCESS CS
		+(2xb3)+(2xh3)	ACCESS CS
081.9092.04		8 x 51.5	ACCESS CS
052.5310.--		1/300mm	ACCESS CS
052.5313.--		4	ACCESS CS

schaal - échelle
scale - Maßstab
1/2

D0075338

CS 77

SAMENGESTELDE DEUR BUITENDR. MET DUB. AANSLAGD.
PORTE COMPOSEE AVEC D. JOINT DE BUTTEE OUVR. V. L'INT.
COMBINED DOOR OUTWARD OPENING WITH DOUB. WEATHER ST.
KOMBINIERTE TUER AUSSEN OEFFN. MIT DOPPELANSCHLAGD.

		#	☞
052.5314.--		1/300mm	ACCESS CS
052.5328.--		1/300mm	ACCESS CS
052.5329.--		1/300mm	ACCESS CS

Variant HI / Variante HI / Variant HI / Variante HI

080.9625.07		(2xb1)+(2xh1)	ACCESS CS
		+(2xb2)+(2xh2)	ACCESS CS
		+(2xb3)+(2xh3)	ACCESS CS
080.9231.07		(1xB)+(2xH)	ACCESS CS

* Variant / Variante / Variant / Variante

Winddruk - Pression de vent
Windpressure - Windlast 150 Pa

061.7302.ZC (din L)		1	ACCESS CS
of - ou - or - oder			
061.7303.ZC (din R)		1	ACCESS CS
052.5316.--		12	ACCESS CS
061.7722.-- (din L)		1	ACCESS CS
of - ou - or - oder			
061.7724.-- (din R)		1	ACCESS CS
052.5316.--		3	ACCESS CS
061.7721.--		2	ACCESS CS
052.5316.--		4	ACCESS CS
061.7725.-- (din L)		1	ACCESS CS
of - ou - or - oder			
061.7723.-- (din R)		1	ACCESS CS
052.5316.--		2	ACCESS CS
061.7726.--		1	ACCESS CS

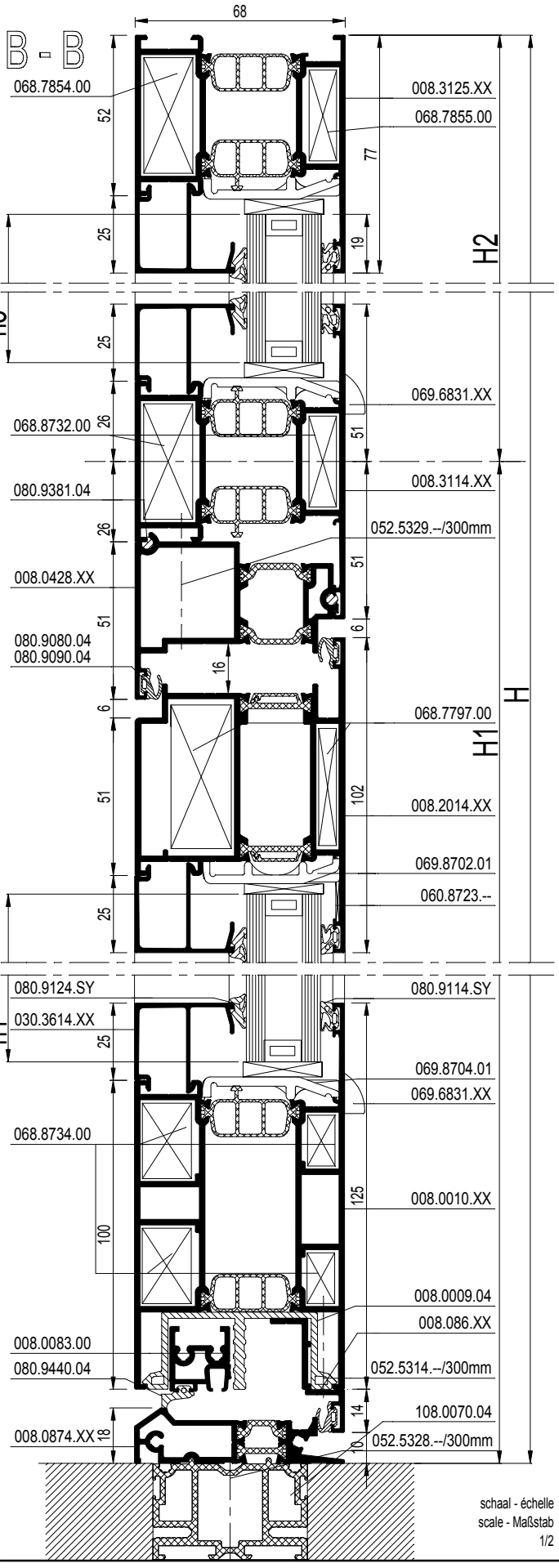

C - C

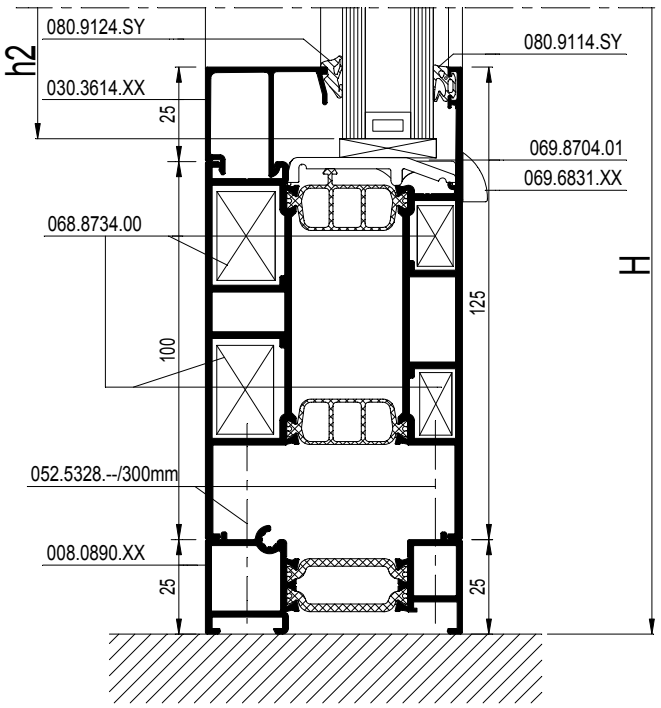

schaal - échelle
scale - Maßstab
1/2

D0075338

CS 77

STOLPDEUR BUITENDR. MET DUBBELE AANSLAGDICHTING
PORTE DOUB. AVEC DOUB. JOINT DE BUTEE OUVR. V. L'EXT.
DOUBLE CASEM. D. OUTW. OPEN. WITH DOUB. WEATHER STRIP
STULPFL.TUER AUSSEN OEFFN. MIT DOPPELANSCHLAGDICHT.

REYNAERS aluminium

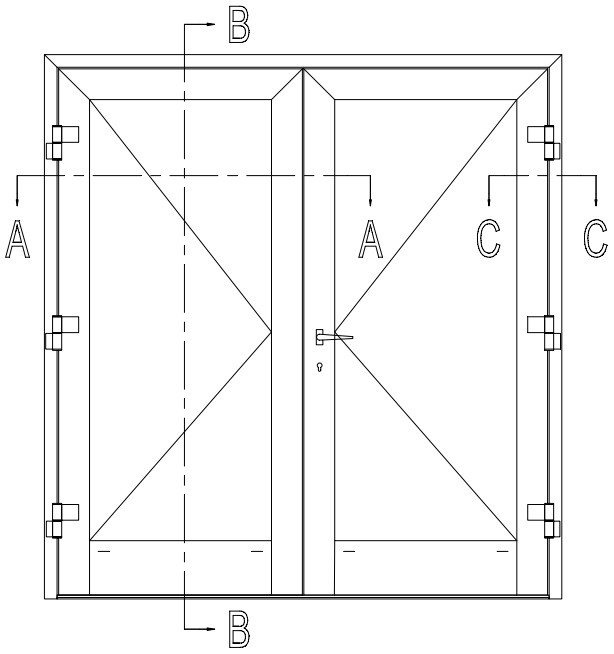

			#	Lm	
008.0009.04			1	B1 - 205	13.C....
			1	B2 - 205	
008.0086.XX			1	B1 - 46	13.C....
			1	B2 - 51	
108.0070.04			1	B	13.C....

b1 = B1 - 217
b2 = B2 - 217
h = H - 261

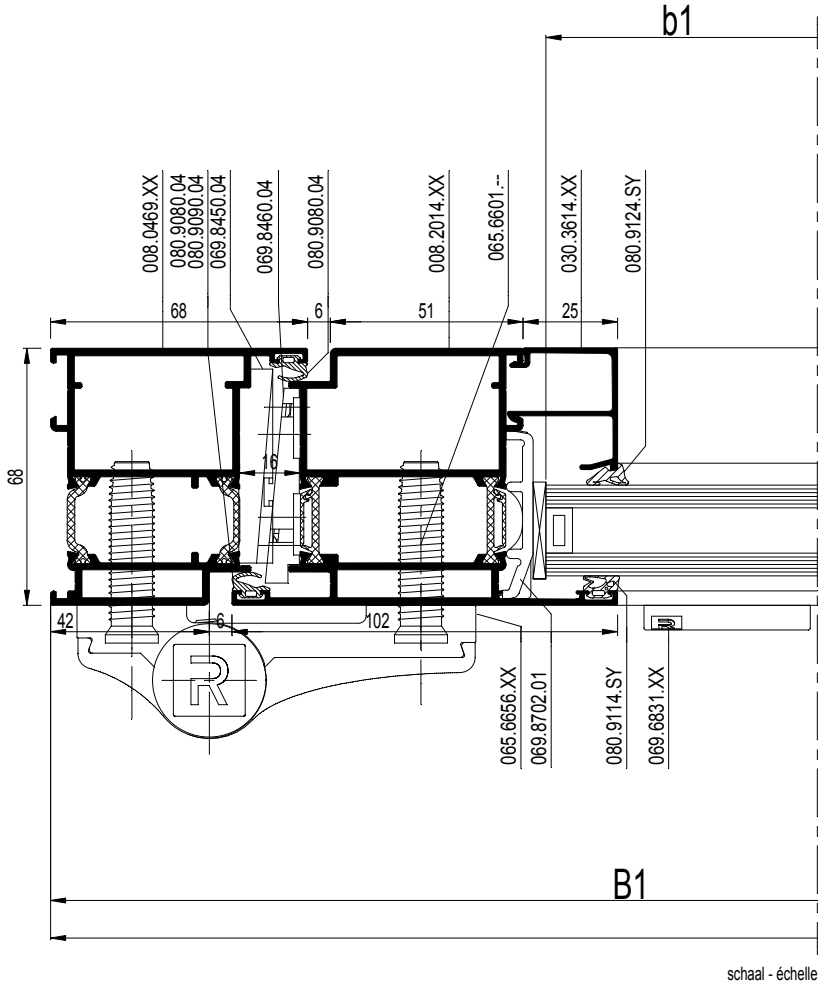

schaal - échelle
scale - Maßstab
1/2

D0075224

CS 77

STOLPDEUR BUITENDR. MET DUBBELE AANSLAGDICHT.
PORTE DOUB. AVEC DOUB. JOINT DE BUTEE OUVR. V. L'EXT.
DOUBLE CASEM. D. OUTW. OPEN. WITH DOUB. WEATHER STRIP
STULPFL.TUER AUSSEN OEFFN. MIT DOPPELANSCHLAGDICHT.

REYNAERS aluminium

		#	Lm	
008.0469.XX		1	B	13.C....
		1	H	
		1	H	
008.2014.XX		1	B1 - 51	13.C....
		1	B2 - 51	
		2	H - 72	
		2	H - 72	
008.1815.XX		1	H - 93	13.C....
008.0010.XX		1	B1 - 205	13.C....
		1	B2 - 205	
030.3614.XX		2	B1 - 205	13.C....
		2	B2 - 205	
		4	H - 299	
008.0874.XX		1	B - 142	13.C....
008.0083.00		1	B1 - 61	13.C....
		1	B2 - 87	

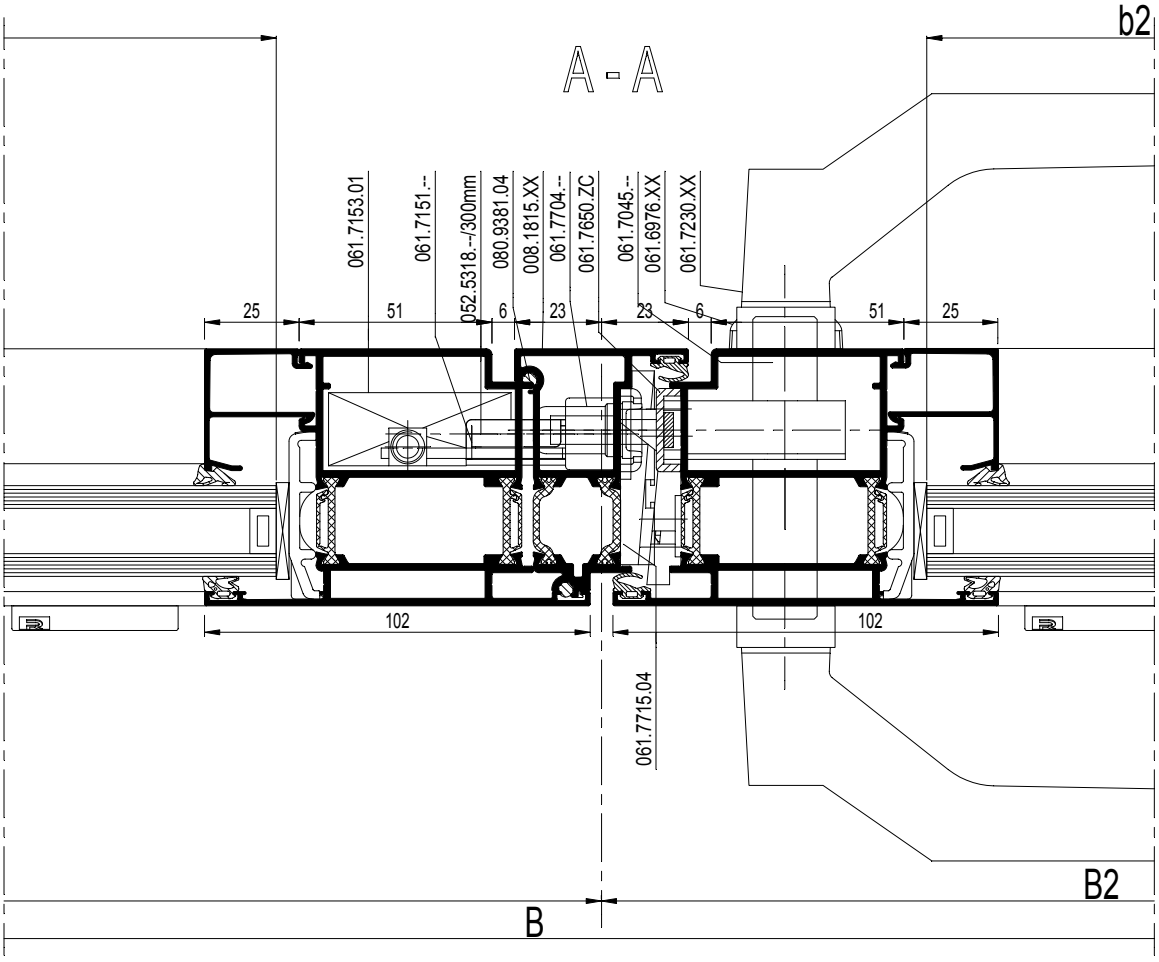

schaal - échelle
scale - Maßstab
1/2

D0075224

CS 77

STOLPDEUR BUITENDR. MET DUBBELE AANSLAGDICHTING
PORTE DOUB. AVEC DOUB. JOINT DE BUTEE OUVR. V. L'EXT.
DOUBLE CASEM. D. OUTW. OPEN. WITH DOUB. WEATHER STRIP
STULPFL.TUER AUSSEN OEFFN. MIT DOPPELANSCHLAGDICHT.

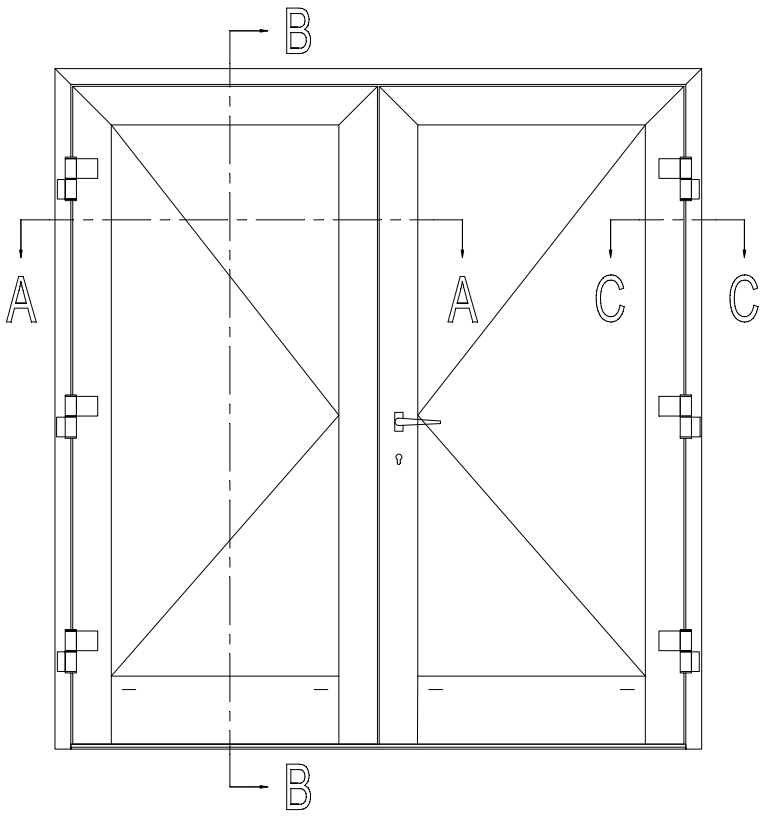

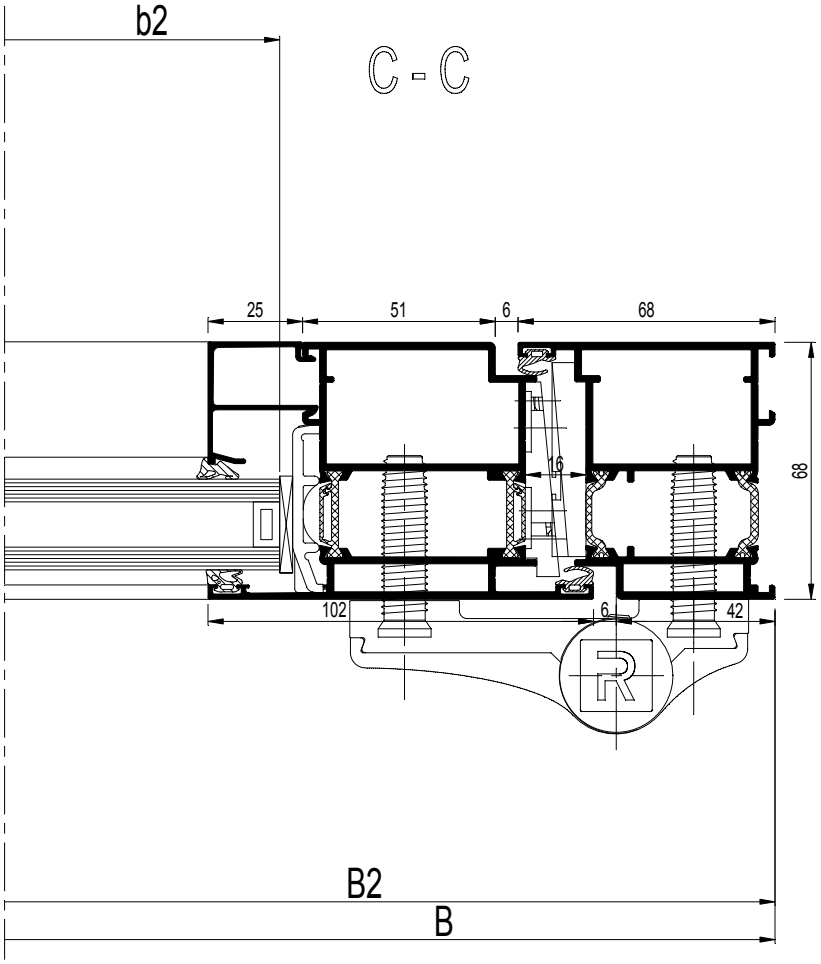

		#	☞
068.7794.00		2	ACCESS CS
068.7797.00		3	ACCESS CS
069.8807.00		1	ACCESS CS
060.8723.--		4	ACCESS CS
068.8734.00		4	ACCESS CS
068.8688.04		8	ACCESS CS
050.5153.--		8	ACCESS CS
065.6656.XX		13.F....	ACCESS CS
065.6601.--		13.F....	ACCESS CS
061.7650.ZC		1	ACCESS CS
052.5316.--		2	ACCESS CS
061.7045.--		1	ACCESS CS
061.6976.XX		1	ACCESS CS
052.5311.--		2	ACCESS CS
061.7704.--		1	ACCESS CS
052.5316.--		3	ACCESS CS
061.7715.04		1	ACCESS CS
052.5316.--		2	ACCESS CS
061.7230.XX		1	ACCESS CS
050.5161.--		4	ACCESS CS
069.6831.XX		13.F....	ACCESS CS
069.8702.01		13.F....	ACCESS CS
069.8704.01		13.F....	ACCESS CS
069.8650.04		1	ACCESS CS
052.5311.--		2	
069.8450.04		1	ACCESS CS
052.5311.--		4	
069.8460.04		2	ACCESS CS
052.5311.--		8	
080.9381.04		2x (H - 117)	ACCESS CS
080.9080.04		(3xB)+(6xH)	ACCESS CS
080.9090.04		3	ACCESS CS
080.9440.04		13.F....	ACCESS CS
080.9320.04		13.F....	ACCESS CS
080.9114.SY		(2xb1)+(2xb2)	ACCESS CS
		+(4xh)	
080.9124.SY		(2xb1)+(2xb2)	ACCESS CS
		+(4xh)	
081.9092.04		12 x 51.5	ACCESS CS
052.5314.--		1/300mm	ACCESS CS
052.5313.--		4	ACCESS CS
052.5318.--		1/300mm	ACCESS CS
052.5328.--		1/300mm	ACCESS CS

schaal - échelle
scale - Maßstab
1/2

D0075225

CS 77

STOLPDEUR BUITENDR. MET DUBBELE AANSLAGDICHTING
PORTE DOUB. AVEC DOUB. JOINT DE BUTEE OUVR. V. L'EXT.
DOUBLE CASEM. D. OUTW. OPEN. WITH DOUB. WEATHER STRIP
STULPFL.TUER AUSSEN OEFFN. MIT DOPPELANSCHLAGDICHT.

REYNAERS aluminium

* Variant / Variante / Variant / Variante

Winddruk - Pression de vent
Windpressure - Windlast 150 Pa

061.7302.ZC (din L)		1	ACCESS CS
of - ou - or - oder			
061.7303.ZC (din R)		1	ACCESS CS
052.5316.--		12	ACCESS CS
061.7722.-- (din L)		1	ACCESS CS
of - ou - or - oder			
061.7724.-- (din R)		1	ACCESS CS
052.5316.--		3	ACCESS CS
061.7721.--		2	ACCESS CS
052.5316.--		4	ACCESS CS
061.7725.-- (din L)		1	ACCESS CS
of - ou - or - oder			
061.7723.-- (din R)		1	ACCESS CS
052.5316.--		2	ACCESS CS
061.7726.--		1	ACCESS CS

* Variant HI / Variante HI / Variant HI / Variante HI

080.9625.07		(2xb1)+(2xb2)	ACCESS CS
		+(4xh)	
080.9231.07		(1xB)+(2xH)	ACCESS CS

Espagnoletslot - Fermeture Espagnolette (*)
Espagnolette lock - Falztreibriegel

		#	
061.7151.--		1	ACCESS CS
052.5331.--		2	ACCESS CS
061.7155.--		1	ACCESS CS
061.7154.--		2	ACCESS CS
061.7156.--		1	ACCESS CS
061.7152.--		3	ACCESS CS
052.5308.--		6	ACCESS CS
061.7153.01		1	ACCESS CS
052.5311.--		2	ACCESS CS

of - ou - or - oder

Stangenslot - Serrure a Tige (*)
Bar Lock - Tuertreibriegel

		#	
061.7199.--		1	ACCESS CS
of - ou - or - oder			
061.7198.--		1	ACCESS CS
050.5011.--		2	ACCESS CS
061.7183.--		2	ACCESS CS
061.7194.--		2	ACCESS CS
061.7192.--		1	ACCESS CS
061.7191.17		2	ACCESS CS
052.5317.--		4	ACCESS CS
061.7153.01		1	ACCESS CS
052.5311.--		2	ACCESS CS

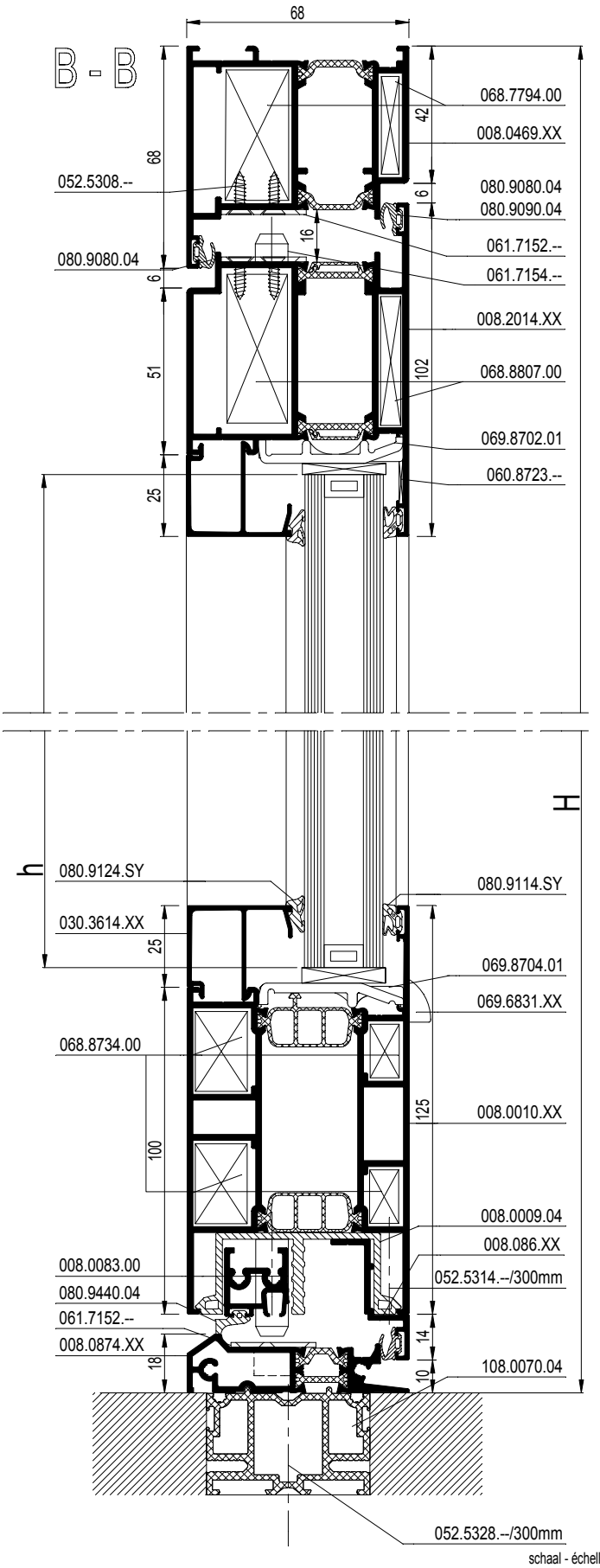

schaal - échelle
scale - Maßstab
1/2

D0075225

* inbouw zie 13.F.... / Encastrement voire 13.F....
* Embedding see 13.F.... / Einbau siehe 13.F....

CS 77

Z-T DEUR BUITENDR. MET DUBBELE AANSLAGDICHTING
PORTE Z-T DOUBLE JOINT DE BUTEE OUVR. VERS L'EX.
Z-T DOOR OUTW. OPEN. WITH DOUBLE WEATHER STRIP
Z-T TUER AUSSEN OEFFN. MIT DOPPELANSCHLAGDICHTUNG

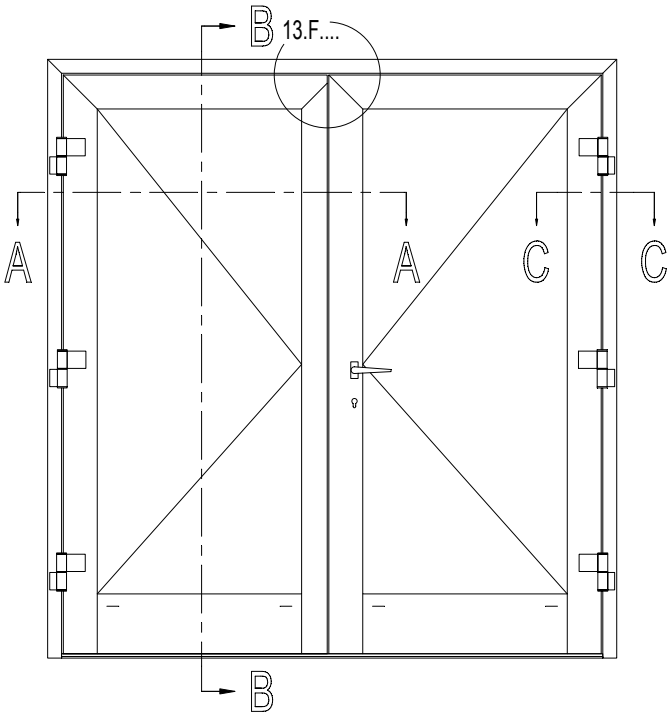

			#	Lm	
008.0009.04			1	B1 - 192	13.C....
			1	B2 - 192	
008.0086.XX			1	B1 - 59	13.C....
			1	B2 - 38	
108.0070.04			1	B	13.C....

b1 = B1 - 204
b2 = B2 - 204
h = H - 261

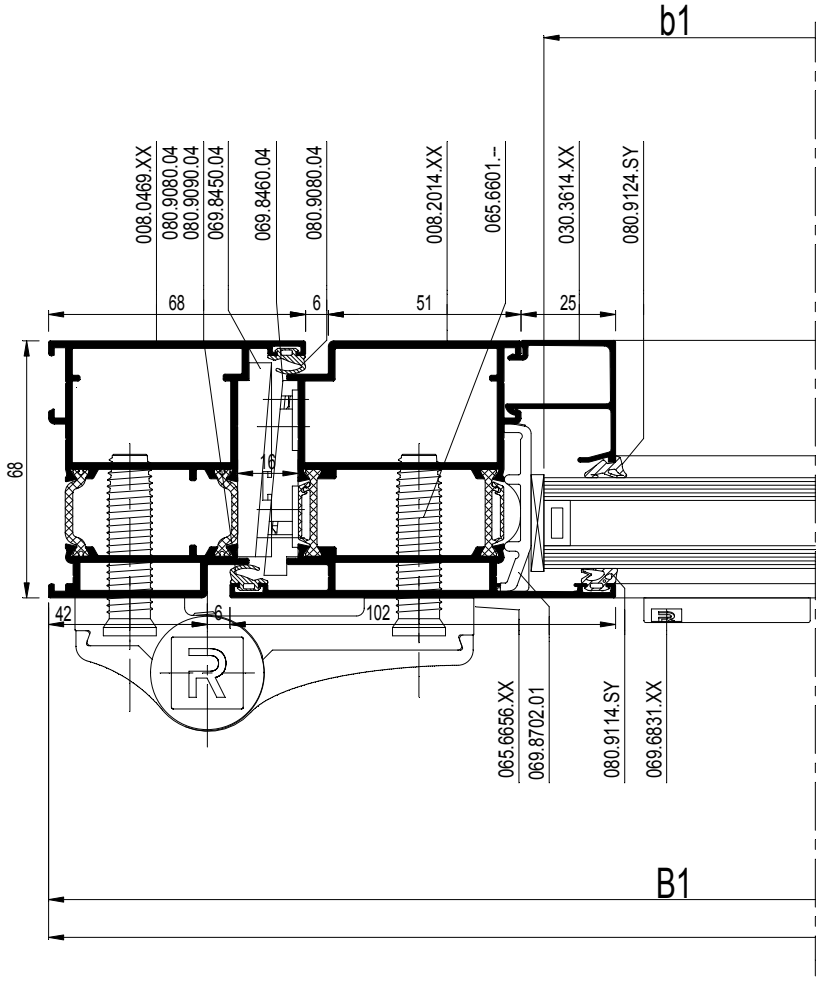

schaal - échelle
scale - Maßstab
1/2

D0075227

CS 77

Z-T DEUR BUITENDR. MET DUBBELE AANSLAGDICHTING
PORTE Z-T DOUBLE JOINT DE BUTEE OUVR. VERS L'EX.
Z-T DOOR OUTW. OPEN. WITH DOUBLE WEATHER STRIP
Z-T TUER AUSSEN OEFFN. MIT DOPPELANSCHLAGDICHTUNG

REYNAERS aluminium

		#	Lm	
008.0469.XX		1	B	13.C....
		1	H	
		1	H	
008.2014.XX		1	B1 - 38	13.C....
		1	B2 - 38	
		1	H - 72	
		2	H - 72	
008.2026.XX		1	H - 72	13.C....
008.0010.XX		1	B1 - 192	13.C....
		1	B2 - 192	
030.3614.XX		2	B1 - 192	13.C....
		2	B2 - 192	
		4	H - 299	
008.0083.00		1	B1 - 74	13.C....
		1	B2 - 74	
008.0873.XX		1	B - 142	13.C....

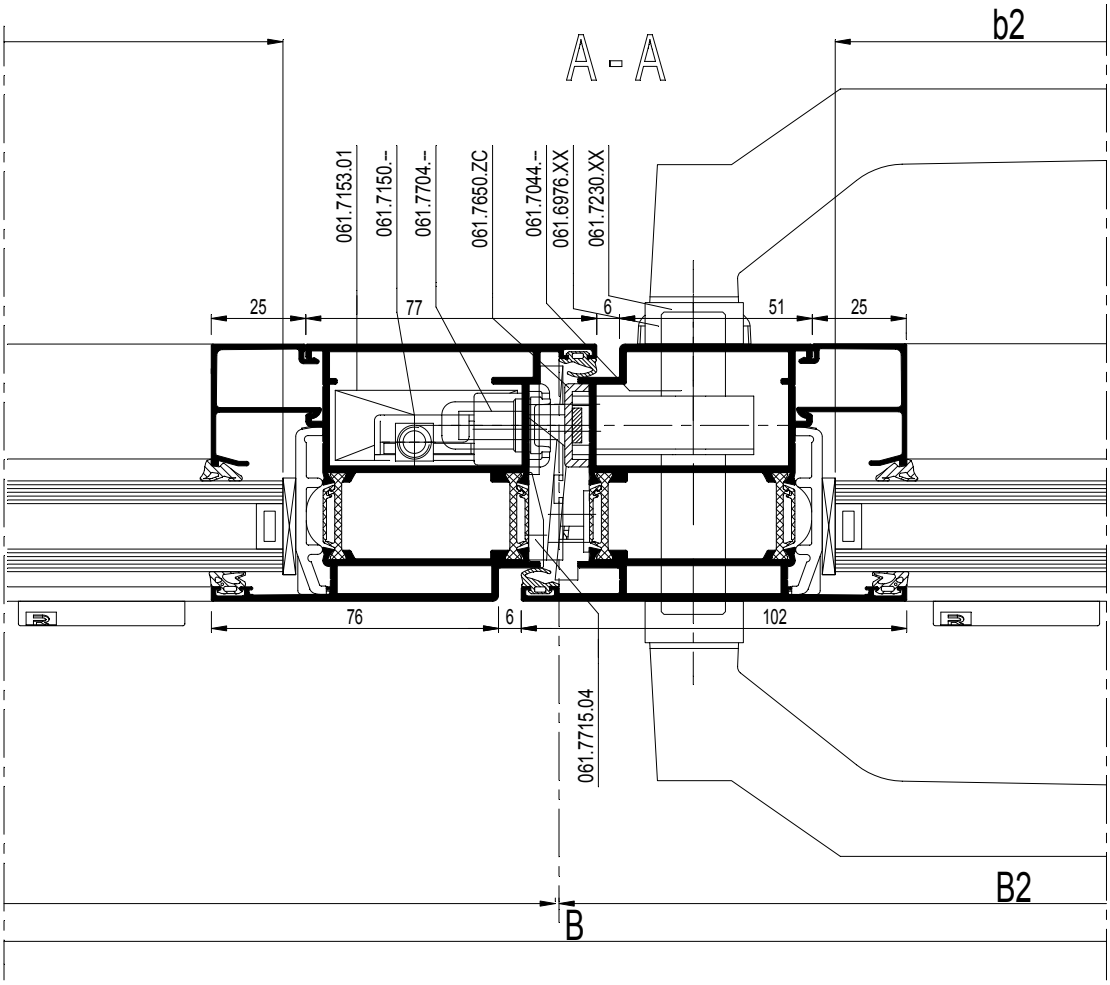

schaal - échelle
scale - Maßstab
1/2

D0075227

CS 77

Z-T DEUR BUITENDR. MET DUBBELE AANSLAGDICHTING
PORTE Z-T DOUBLE JOINT DE BUTEE OUVR. VERS L'EX.
Z-T DOOR OUTW. OPEN. WITH DOUBLE WEATHER STRIP
Z-T TUER AUSSEN OEFFN. MIT DOPPELANSCHLAGDICHTUNG

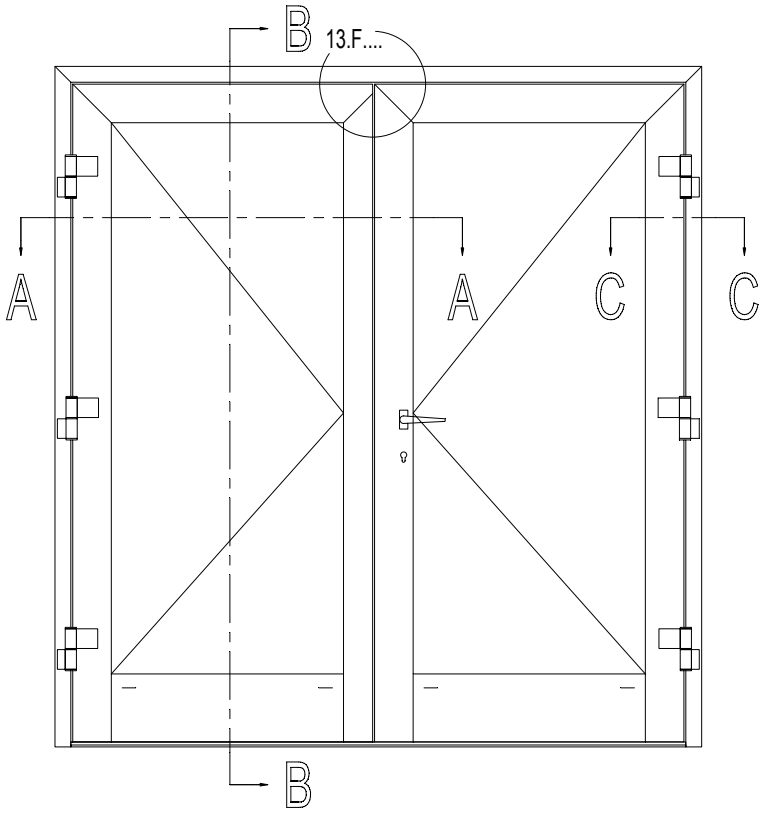

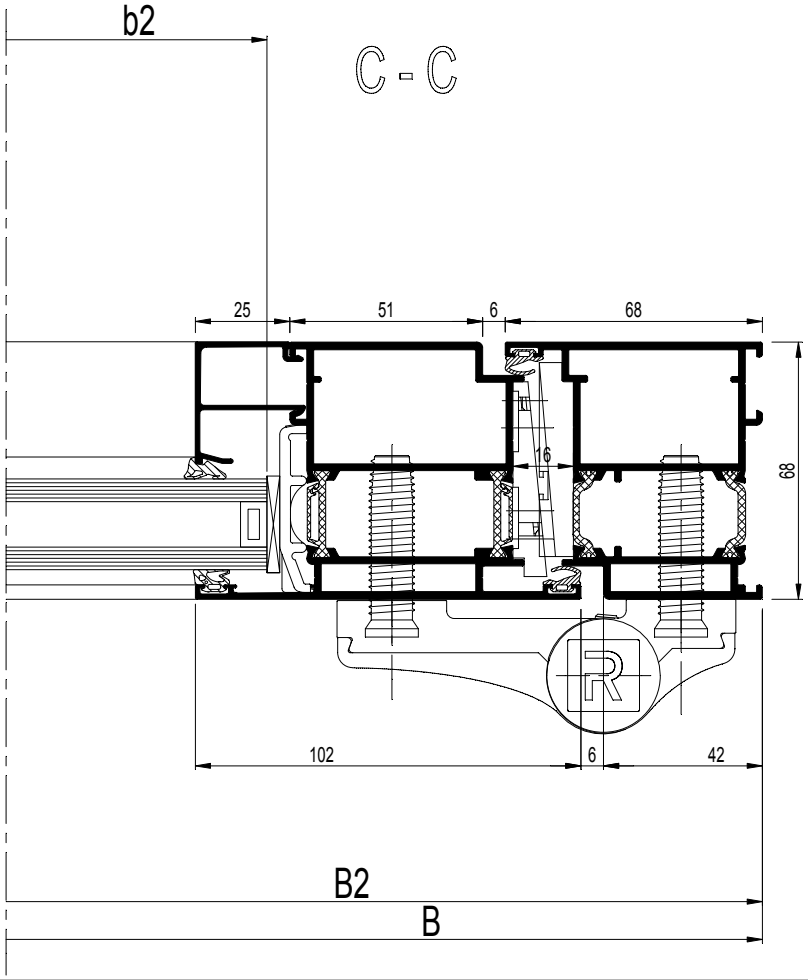

		#	☞
068.7794.00		2	ACCESS CS
068.7797.00		3	ACCESS CS
069.8807.00		1	ACCESS CS
060.8723.--		4	ACCESS CS
068.8734.00		4	ACCESS CS
068.8688.04		8	ACCESS CS
050.5153.--		8	ACCESS CS
065.6656.XX		13.F....	ACCESS CS
065.6601.--		13.F....	ACCESS CS
061.7650.ZC		1	ACCESS CS
052.5316.--		2	ACCESS CS
061.7045.--		1	ACCESS CS
061.6976.XX		1	ACCESS CS
052.5311.--		2	ACCESS CS
061.7704.--		1	ACCESS CS
052.5316.--		3	ACCESS CS
061.7715.04		1	ACCESS CS
052.5311.--		2	ACCESS CS
061.7230.XX		1	ACCESS CS
050.5161.--		4	ACCESS CS
069.6831.XX		13.F....	ACCESS CS
069.8702.01		13.F....	ACCESS CS
069.8704.01		13.F....	ACCESS CS
069.8512.XX		1	ACCESS CS
069.8450.04		1	ACCESS CS
052.5311.--		4	
069.8460.04		2	ACCESS CS
052.5311.--		8	
080.9080.04		(3xB)+(6xH)	ACCESS CS
080.9090.04		3	ACCESS CS
080.9440.04		13.F....	ACCESS CS
080.9320.04		13.F....	ACCESS CS
080.9114.SY		(2xb1)+(2xb2)	ACCESS CS
		+(4xh)	
080.9124.SY		(2xb1)+(2xb2)	ACCESS CS
		+(4xh)	
081.9092.04		12 x 51.5	ACCESS CS
052.5310.--		1/300mm	ACCESS CS
052.5313.--		4	ACCESS CS
052.5314.--		1/300mm	ACCESS CS
052.5328.--		1/300mm	ACCESS CS

schaal - échelle
scale - Maßstab
1/2

D0075228

CS 77

Z-T DEUR BUITENDR. MET DUBBELE AANSLAGDICHTING
PORTE Z-T DOUBLE JOINT DE BUTEE OUVR. VERS L'EX.
Z-T DOOR OUTW. OPEN. WITH DOUBLE WEATHER STRIP
Z-T TUER AUSSEN OEFFN. MIT DOPPELANSCHLAGDICHTUNG

REYNAERS aluminium

* Variant / Variante / Variant / Variante
Winddruk - Pression de vent
Windpressure - Windlast 150 Pa

061.7302.ZC (din L)		1	ACCESS CS
of - ou - or - oder			
061.7303.ZC (din R)		1	ACCESS CS
052.5316.--		12	ACCESS CS
061.7722.-- (din L)		1	ACCESS CS
of - ou - or - oder			
061.7724.-- (din R)		1	ACCESS CS
052.5316.--		3	ACCESS CS
061.7721.--		2	ACCESS CS
052.5316.--		4	ACCESS CS
061.7725.-- (din L)		1	ACCESS CS
of - ou - or - oder			
061.7723.-- (din R)		1	ACCESS CS
052.5316.--		2	ACCESS CS
061.7726.--		1	ACCESS CS

* Variant HI / Variante HI / Variant HI / Variante HI

080.9625.07		(2xb1)+(2xb2)	ACCESS CS
		+(4xh)	
080.9231.07		(1xB)+(2xH)	ACCESS CS

Espagnoletslot - Fermeture Espagnolette (*)
Espagnolette lock - Falztreibriegel

		#	☞
061.7150.--		1	ACCESS CS
052.5331.--		2	ACCESS CS
061.7155.--		1	ACCESS CS
061.7154.--		2	ACCESS CS
061.7156.--		1	ACCESS CS
061.7152.--		3	ACCESS CS
052.5308.--		6	ACCESS CS
061.7153.01		1	ACCESS CS
052.5311.--		2	ACCESS CS

of - ou - or - oder

Stangenslot - Serrure a Tige (*)
Bar Lock - Tuertreibriegel

		#	☞
061.7199.--		1	ACCESS CS
of - ou - or - oder			
061.7198.--		1	ACCESS CS
050.5011.--		2	ACCESS CS
061.7183.--		2	ACCESS CS
061.7154.--		2	ACCESS CS
061.7192.--		1	ACCESS CS
061.7191.17		2	ACCESS CS
052.5317.--		4	ACCESS CS
061.7153.01		1	ACCESS CS
052.5311.--		2	ACCESS CS

* inbouw zie 13.F.... / Encastrement voire 13.F....
* Embedding see 13.F.... / Einbau siehe 13.F....

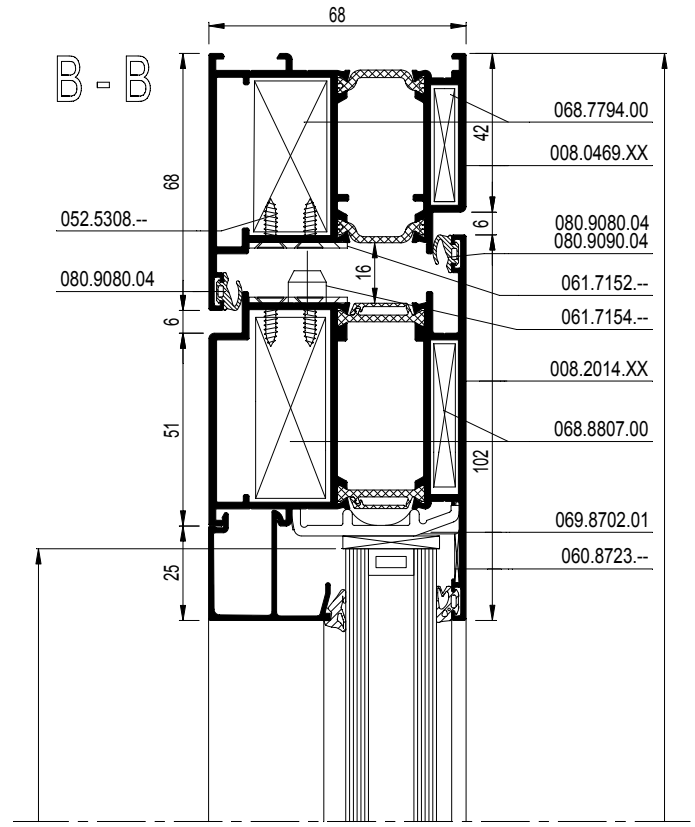

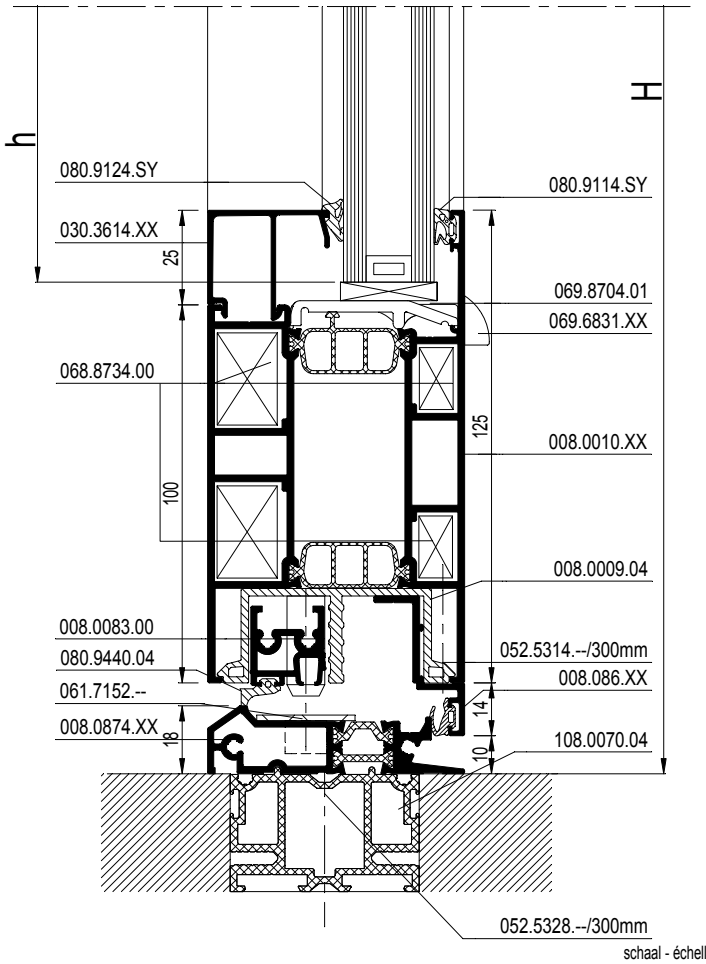

schaal - échelle
scale - Maßstab
1/2

D0075228

CS 77

PIVOTDEUR VARIANTE
PORTE PIVOTANTE VARIANTE
PIVOT DOOR VARIANT
PIVOTTUER VARIANTE

REYNAERS aluminium

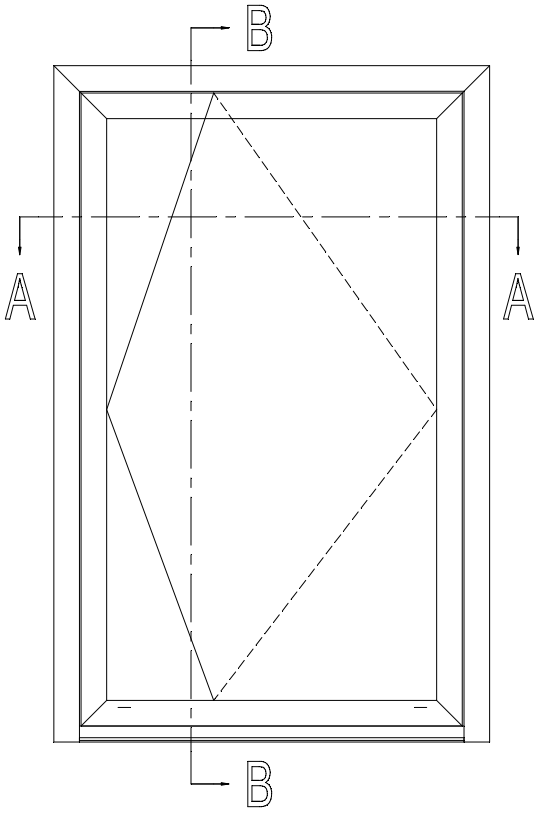

b = B - 307
h = H - 268

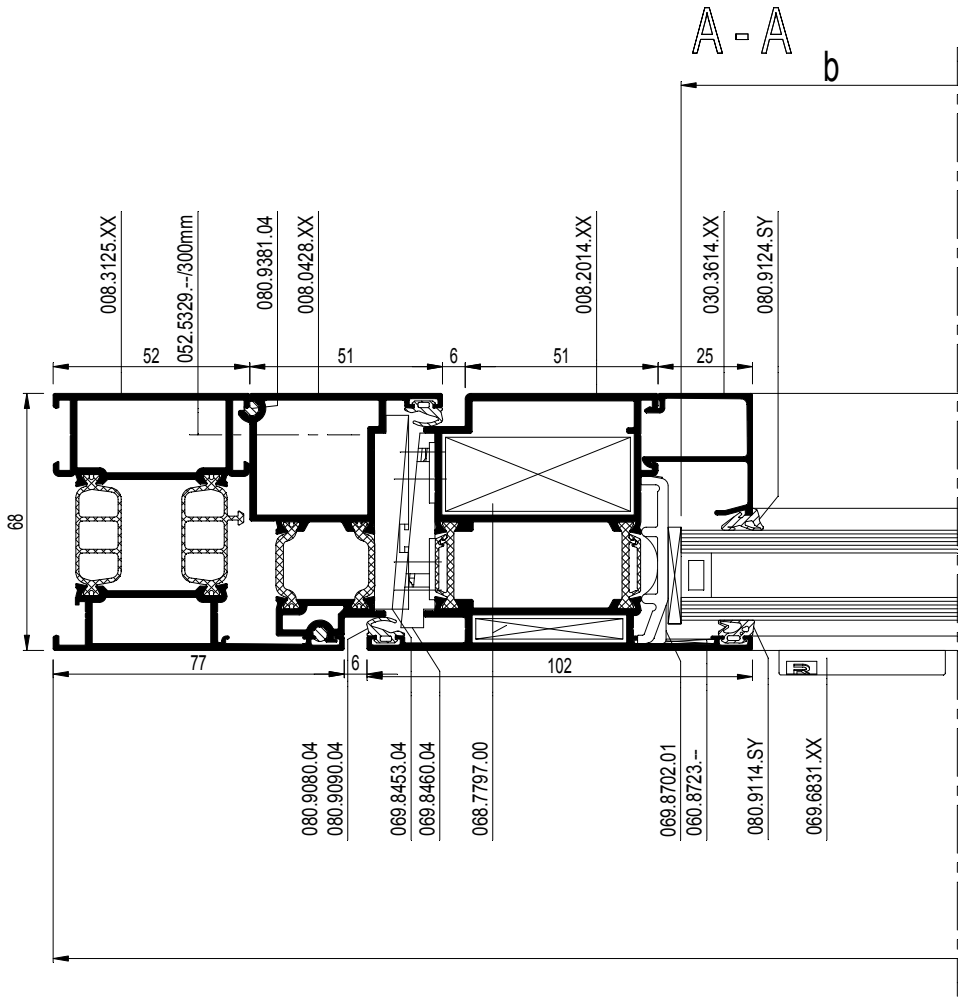

schaal - échelle
scale - Maßstab
1/2

D0075204

CS 77

PIVOTDEUR VARIANTE
PORTE PIVOTANTE VARIANTE
PIVOT DOOR VARIANT
PIVOTTUER VARIANTE

		#	Lm	
008.3125.XX		1	B	13.C....
		1	H	
		1	H	
008.2014XX		2	B - 141	13.C....
		1	H - 102	
008.2026.XX		1	H - 102	13.C....
008.0428.XX		1	H - 77	13.C....
008.1029.XX		1	H - 77	13.C....
005.1174.XX		1	B - 157	13.C....
008.0176.XX		1	B - 104	13.C....
008.1176.XX		1	B - 193	13.C....
030.3614.XX		2	B - 295	13.C....
		2	H - 306	

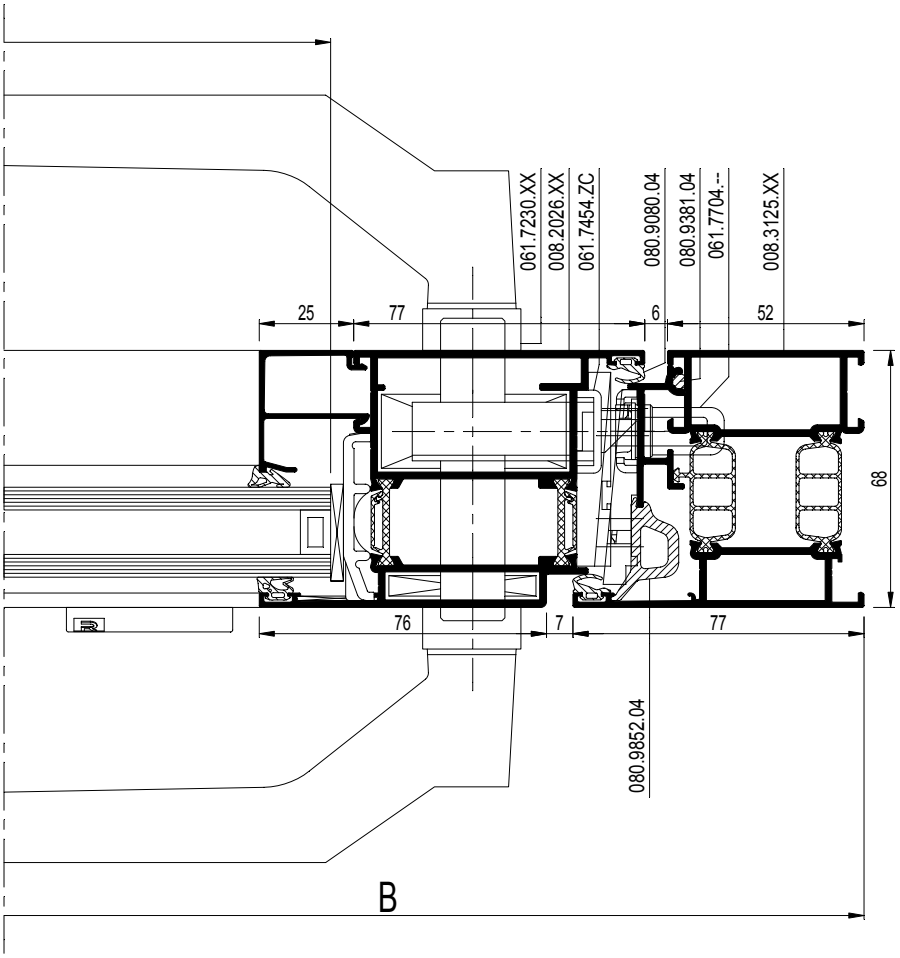

schaal - échelle
scale - Maßstab
1/2

D0075204

CS 77

PIVOTDEUR VARIANTE
PORTE PIVOTANTE VARIANTE
PIVOT DOOR VARIANT
PIVOTTUER VARIANTE

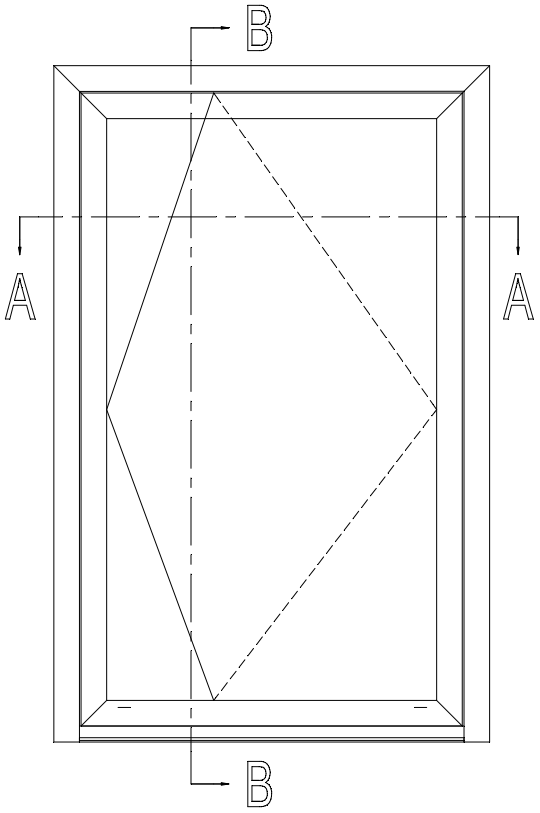

		#	☞
068.7854.00		2	ACCESS CS
068.7855.00		2	ACCESS CS
068.7797.00		4	ACCESS CS
060.8723.--		6	ACCESS CS
065.7539.--		1	ACCESS CS
052.5333.--		13	ACCESS CS
061.7230.XX		1	ACCESS CS
050.5161.--		4	ACCESS CS
061.7045.--		1	ACCESS CS
061.6970.XX		1	ACCESS CS
052.5311.--		2	ACCESS CS
061.7454.ZC		1	ACCESS CS
052.5316.--		9	ACCESS CS
061.7709.--		2	ACCESS CS
052.5316.--		4	ACCESS CS
061.7704.--		1	ACCESS CS
052.5316.--		3	ACCESS CS
069.6948.04		1	ACCESS CS
052.5313.--		2	ACCESS CS
069.6951.04		1	ACCESS CS
052.5313.--		2	ACCESS CS
069.8460.04		1	ACCESS CS
052.5313.--		2	ACCESS CS
052.5316.--		2	ACCESS CS
069.8453.04		1	ACCESS CS
052.5313.--		2	ACCESS CS
052.5316.--		2	ACCESS CS
069.6831.XX		13.F....	ACCESS CS
069.8702.01		13.F....	ACCESS CS
080.9080.04		4xH	ACCESS CS
080.9090.04		4	ACCESS CS
080.9381.04		3xH	ACCESS CS
080.8904.SY		2xH+2xB	ACCESS CS
080.9114.SY		2xH+2xB	ACCESS CS
081.9092.04		8	ACCESS CS
081.9142.04		(B-120.5)+(B-105)	ACCESS CS
		+(B-148)+(B-144)	ACCESS CS
081.9142.04		13.F....	ACCESS CS
052.5317.--		1/300mm	ACCESS CS
052.5316.--		1/300mm	ACCESS CS
052.5318.--		1/300mm	ACCESS CS
052.5329.--		1/300mm	ACCESS CS

schaal - échelle
scale - Maßstab
1/2

D0075206

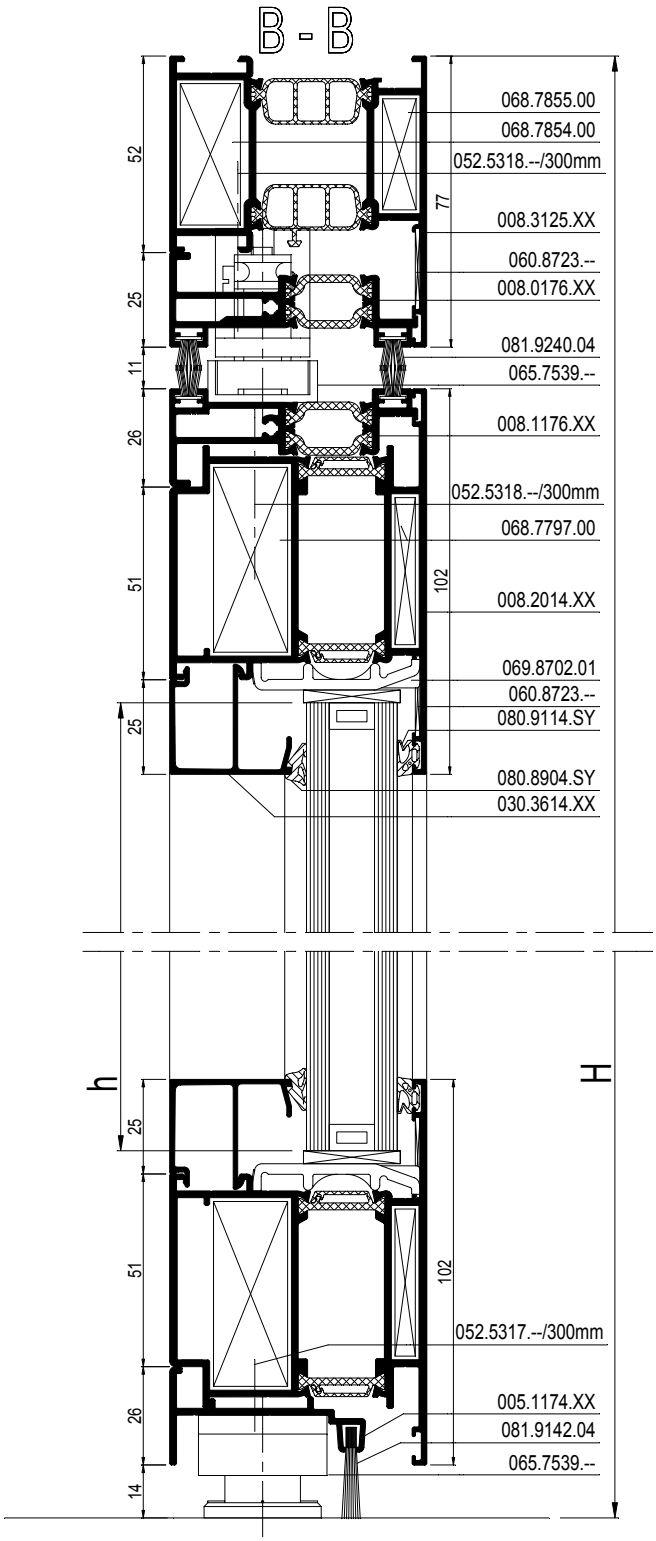

schaal - échelle
scale - Maßstab
1/2

D0075206

CS 77

PIVOTDEUR
PORTE PIVOTANTE
PIVOT DOOR
PIVOTTUER

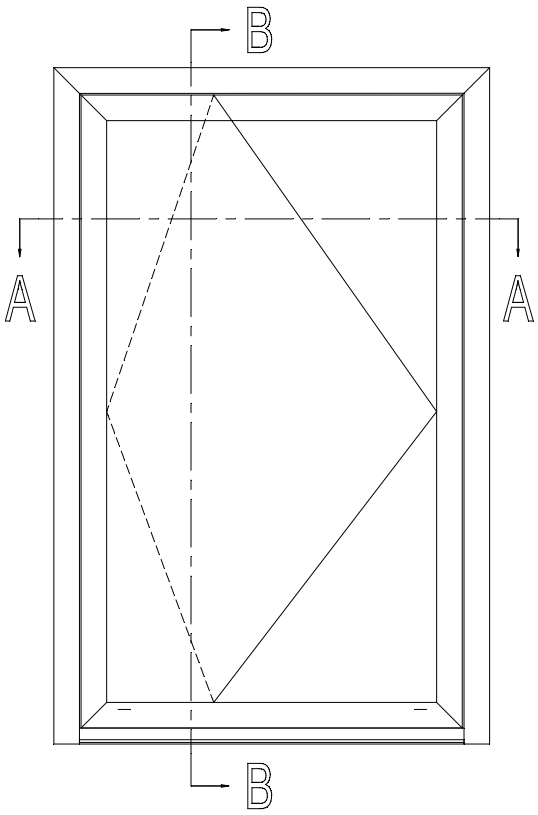

b = B - 307
h = H - 267

A - A

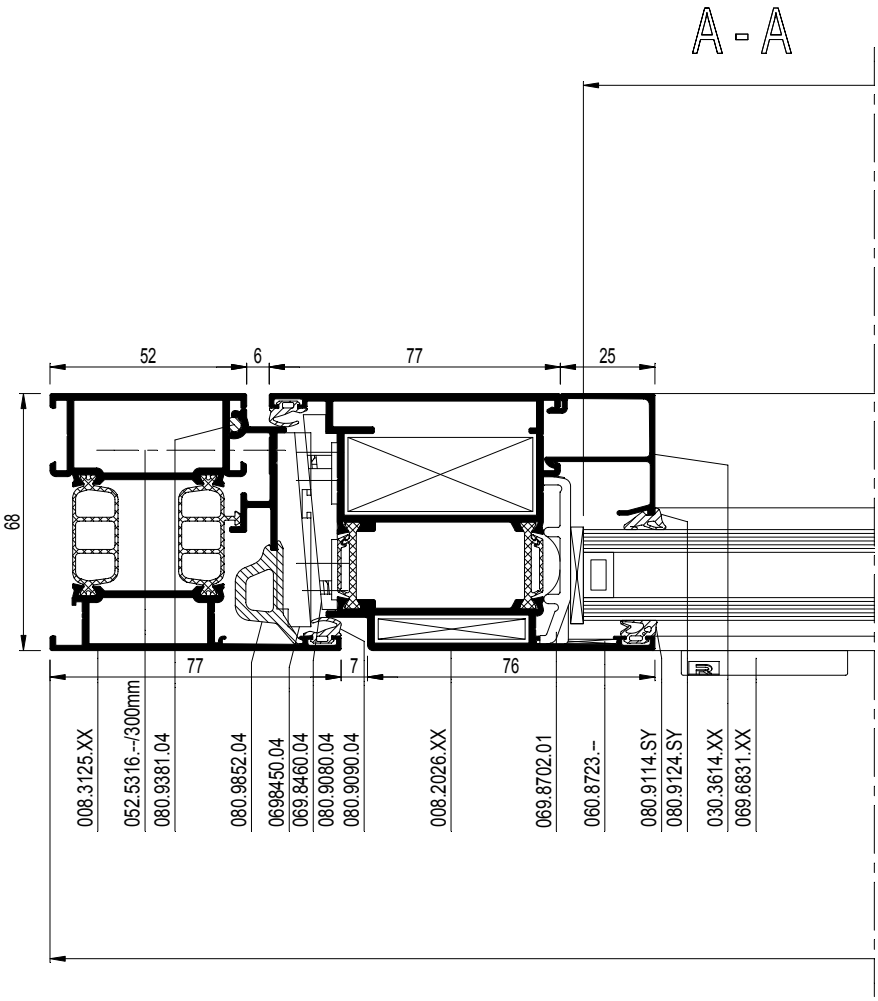

schaal - échelle
scale - Maßstab
1/2

D0075426

CS 77

PIVOTDEUR
PORTE PIVOTANTE
PIVOT DOOR
PIVOTTUER

REYNAERS aluminium

		#	Lm	
008.3125.XX		1	B	13.C....
		1	H	
		1	H	
008.2014.XX		2	B - 141	13.C....
		1	H - 101	
008.2026.XX		1	H - 101	13.C....
008.0428.XX		1	H - 77	13.C....
008.1029.XX		1	H - 77	13.C....
005.1174.XX		1	B - 157	13.C....
008.0176.XX		1	B - 104	13.C....
008.1176.XX		1	B - 193	13.C....
030.3614.XX		2	B - 295	13.C....
		2	H - 305	

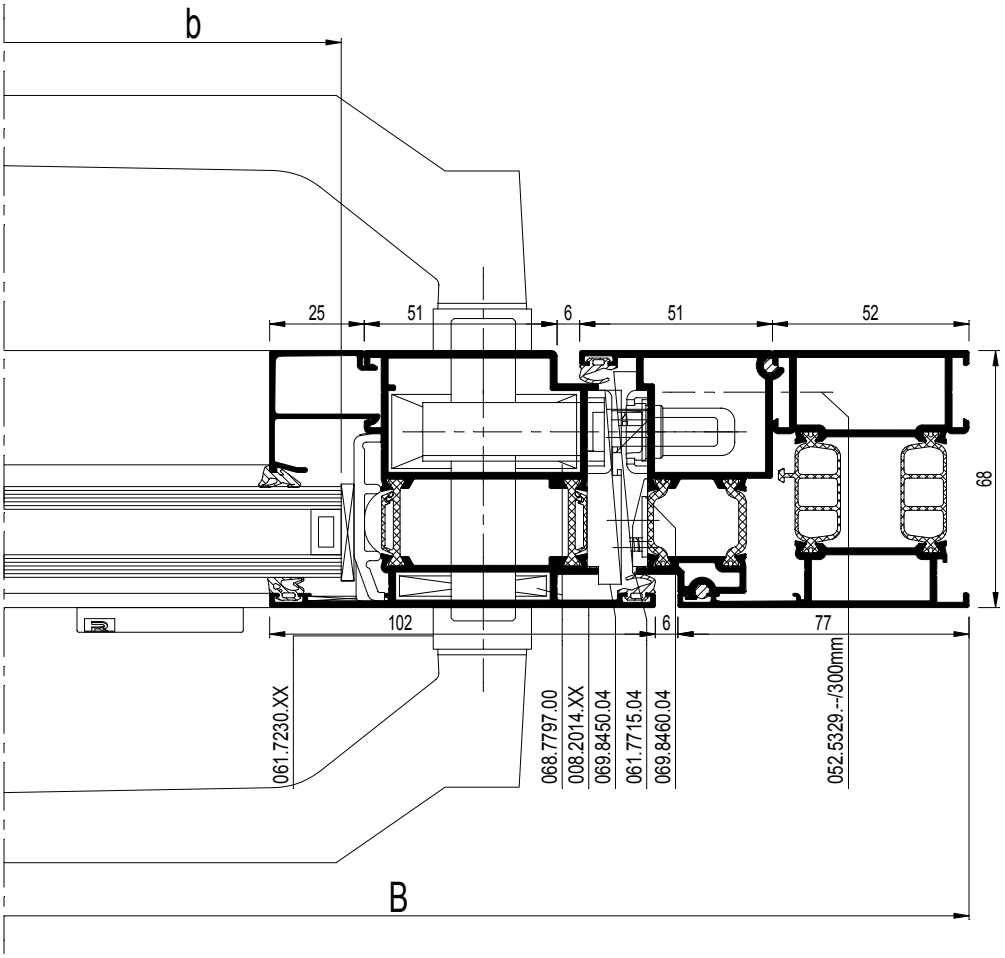

schaal - échelle
scale - Maßstab
1/2

D0075426

CS 77

PIVOTDEUR
PORTE PIVOTANTE
PIVOT DOOR
PIVOTTUER

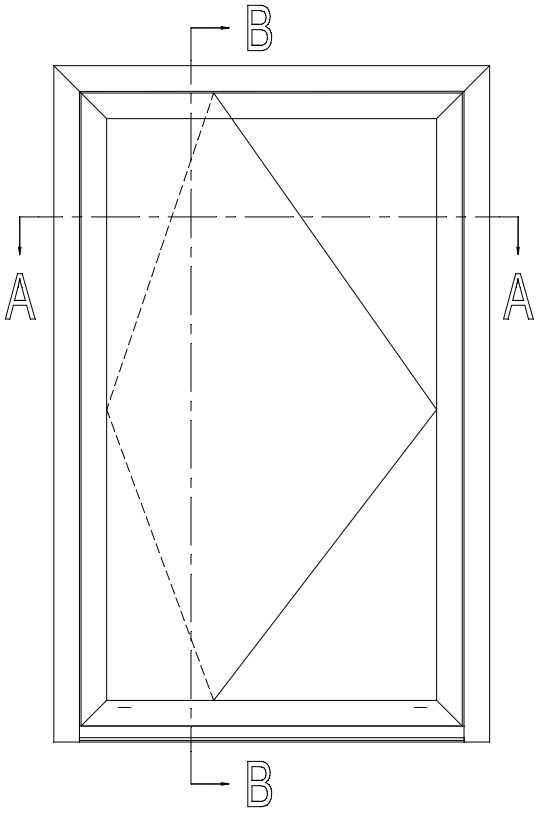

		#	☞
068.7854.00		2	ACCESS CS
068.7855.00		2	ACCESS CS
068.7797.00		4	ACCESS CS
069.6566.00		2	ACCESS CS
065.7565.--		1	ACCESS CS
065.7566.--		1	ACCESS CS
052.5333.--		13	ACCESS CS
061.7230.XX		1	ACCESS CS
050.5161.--		4	ACCESS CS
061.7044.--		1	ACCESS CS
061.6970.XX		1	ACCESS CS
052.5311.--		2	ACCESS CS
061.7454.ZC		1	ACCESS CS
052.5316.--		9	ACCESS CS
061.7709.--		2	ACCESS CS
052.5316.--		4	ACCESS CS
061.7704.--		1	ACCESS CS
052.5316.--		3	ACCESS CS
069.6948.04		1	ACCESS CS
052.5313.--		2	ACCESS CS
069.6951.04		1	ACCESS CS
052.5313.--		2	ACCESS CS
069.8460.04		1	ACCESS CS
052.5313.--		2	ACCESS CS
052.5316.--		2	ACCESS CS
064.8453.04		1	ACCESS CS
052.5313.--		2	ACCESS CS
052.5316.--		2	ACCESS CS
069.6831.XX		13.F. ...	ACCESS CS
069.8702.01		13.F. ...	ACCESS CS
080.9080.04		4xH	ACCESS CS
080.9090.04		4	ACCESS CS
080.9381.04		3xH	ACCESS CS
080.9124.SY		2xH+2xB	ACCESS CS
080.9114.SY		2xH+2xB	ACCESS CS
081.9092.04		8	ACCESS CS
081.9240.04		(B-120.5)+(B-105)+ (B-148)+(B-144)	ACCESS CS
081.9142.04		13.F. ...	ACCESS CS
052.5317.--		1/300mm	ACCESS CS
052.5316.--		1/300mm	ACCESS CS
052.5318.--		1/300mm	ACCESS CS
052.5329.--		1/300mm	ACCESS CS

schaal - échelle
scale - Maßstab
1/2

D0075428

B - B

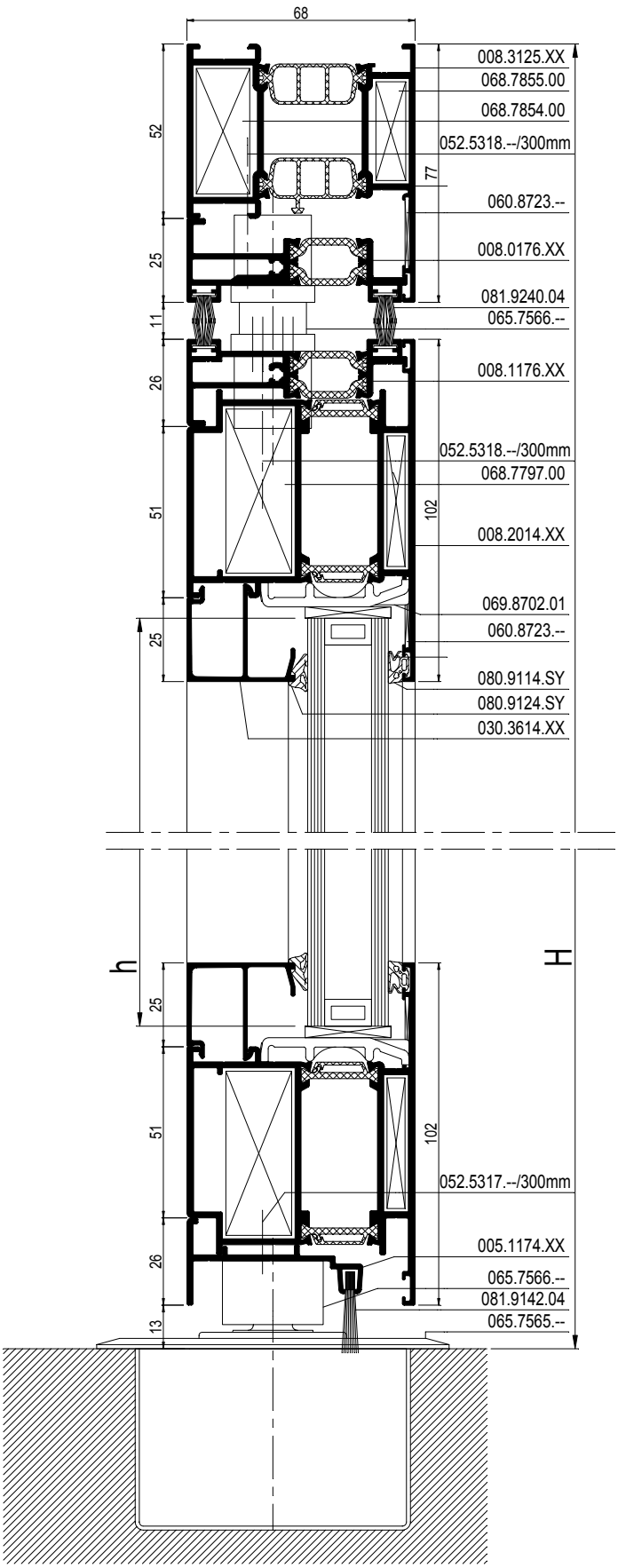

schaal - échelle
scale - Maßstab
1/2

D0075428

CS 77

AUTOMATISCHE SCHUIFDEUR BORSTELDICHTING
PORTE COULISSANTE AUTOMATIQUE JOINT-BROSSE
AUTOMATIC SLIDING DOOR WOOLPILE
AUTOMATISCHE SCHIEBETUER BUERSTENDICHTUNG

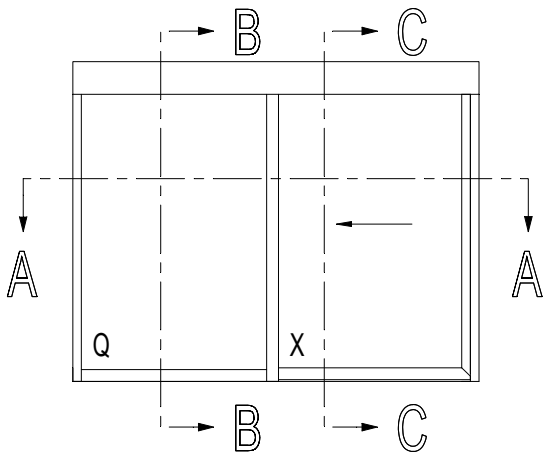

A - A

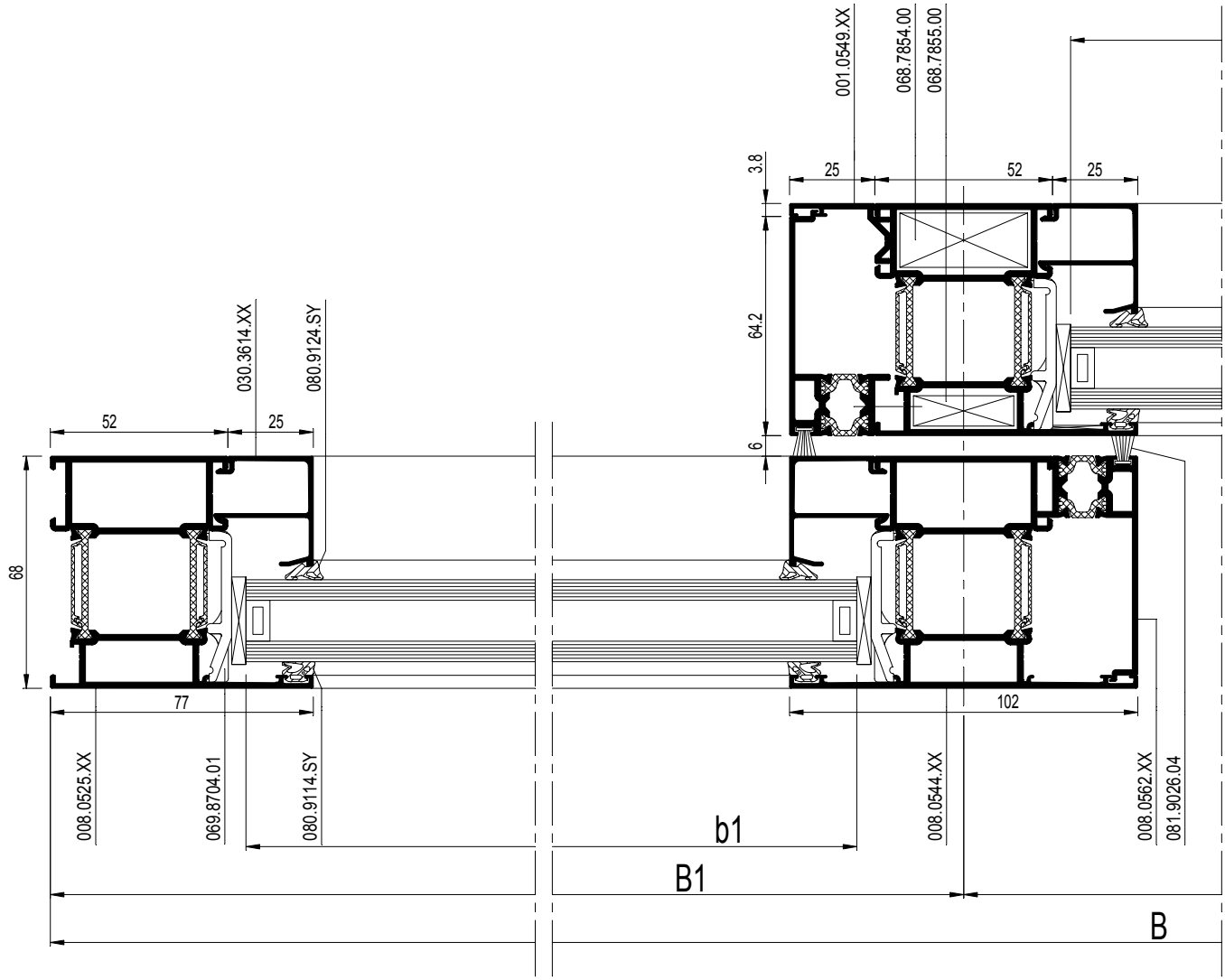

schaal - échelle
scale - Maßstab
1/2

D0079032

CS 77

AUTOMATISCHE SCHUIFDEUR BORSTELDICHTING
PORTE COULISSANTE AUTOMATIQUE JOINT-BROSSE
AUTOMATIC SLIDING DOOR WOOLPILE
AUTOMATISCHE SCHIEBETUER BUERSTENDICHTUNG

DE TEKENINGEN ZIJN GEBASEERD OP DE INBOUW VAN DE BESAM-AUTOMAAT, VOOR INBOUW VAN DORMA, GEZE OF ANDERE AUTOMATEN, GELIEVE U TE WENDEN TOT REYNAERS ALUMINIUM
LES DESSINS SONT BASES SUR LE MONTAGE DE L'AUTOMATE BESAM, POUR L'ENCASTREMENT DE DORMA, DE GEZE OU D' AUTRES AUTOMATES, VEUILLEZ VOUS ADRESSER Á REYNAERS ALUMINIUM
THE DRAWINGS ARE BASED ON THE ASSEMBLY OF THE BESAM AUTOMATIC DEVICE; FOR BUILDING IN DORMA, GEZE OR OTHER AUTOMATIC DEVICES, PLEASE CONTACT REYNAERS ALUMINIUM
DIE ZEICHNUNGEN BASIEREN VON DEN EINBAU DES BESAM-ANTRIEBEN, FÜR DEN EINBAU VON DORMA, GEZE ODER ANDEREN ANTRIEBEN, BITTE WENDEN SIE SICH AN REYNAERS ALUMINIUM

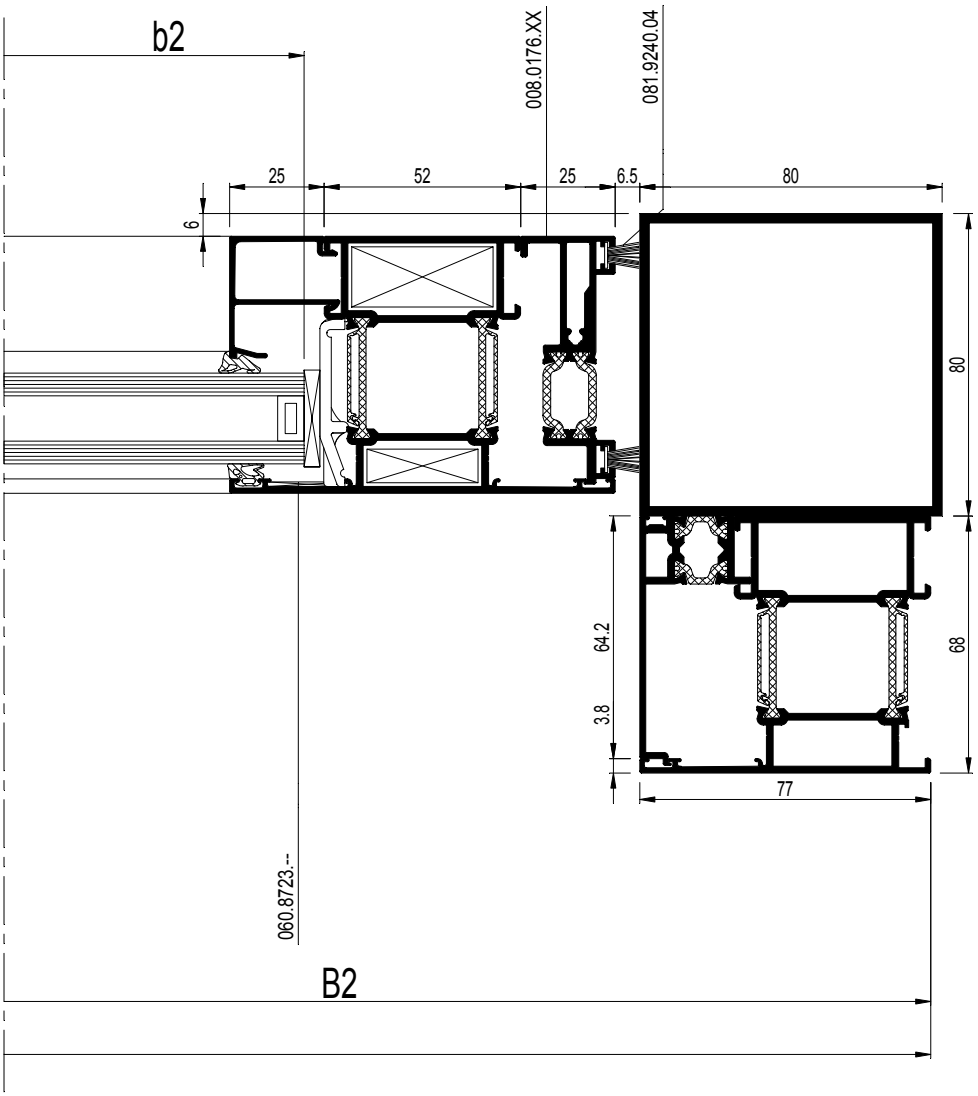

schaal - échelle
scale - Maßstab
1/2

D0079032

Werktekeningen
Coupes et débits
Work drawings
Werkzeichnungen

13.E.291
03/2010

CS 77

AUTOMATISCHE SCHUIFDEUR BORSTELDICHTING
PORTE COULISSANTE AUTOMATIQUE JOINT-BROSSE
AUTOMATIC SLIDING DOOR WOOLPILE
AUTOMATISCHE SCHIEBETUER BUERSTENDICHTUNG

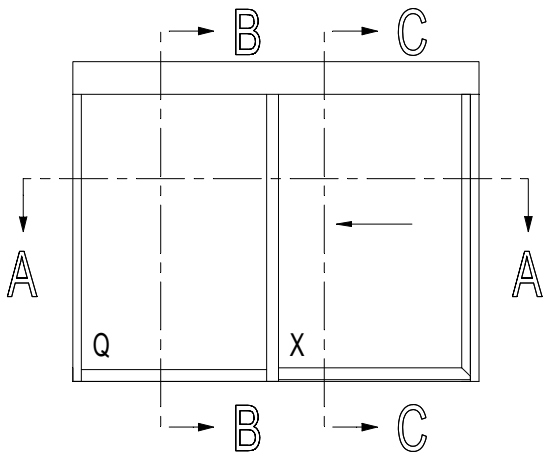

DE TEKENINGEN ZIJN GEBASEERD OP DE INBOUW VAN DE BESAM-AUTOMAAT, VOOR INBOUW VAN DORMA, GEZE OF ANDERE AUTOMATEN, GELIEVE U TE WENDEN TOT REYNAERS ALUMINIUM
LES DESSINS SONT BASES SUR LE MONTAGE DE L'AUTOMATE BESAM, POUR L'ENCASTREMENT DE DORMA, DE GEZE OU D' AUTRES AUTOMATES, VEUILLEZ VOUS ADRESSER Á REYNAERS ALUMINIUM
THE DRAWINGS ARE BASED ON THE ASSEMBLY OF THE BESAM AUTOMATIC DEVICE; FOR BUILDING IN DORMA, GEZE OR OTHER AUTOMATIC DEVICES, PLEASE CONTACT REYNAERS ALUMINIUM
DIE ZEICHNUNGEN BASIEREN VON DEN EINBAU DES BESAM-ANTRIEBEN, FÜR DEN EINBAU VON DORMA, GEZE ODER ANDEREN ANTRIEBEN, BITTE WENDEN SIE SICH AN REYNAERS ALUMINIUM

PROFIELEN VAST GEDEELTE
PROFILES PARTIE FIXE
PROFILES FIXED PART
PROFILE FESTES TEIL

			#	Lm	☞
008.0525.XX			1	H - 255	13.C....
008.0544.XX			1	B1 - 78	13.C....
			1	H - 255	
030.3614.XX			2	B1 - 78	13.C....
			2	H - 382	
008.0562.XX			2	H - 280	13.C....
			1	B - 128	
008.0155.XX			1	B	13.C....
005.0535.XX			1	B	13.C....
			1	B1 - 78	
0M0.6005.XX			1	B	13.C....

		#	☞
068.8732.00		5	ACCESS CS
069.8703.01		13.F....	ACCESS CS
069.6831.04		13.F....	ACCESS CS
081.9026.04		(H - 255)	ACCESS CS
080.9124.SY		(2xB1)+((2xH)	ACCESS CS
080.9114.SY		(2xB1)+(2xH)	ACCESS CS
052.5312.--		1/300mm	ACCESS CS

b1 = B1 - 90
h1 = H - 344

schaal - échelle
scale - Maßstab
1/2

D0079034

CS 77

AUTOMATISCHE SCHUIFDEUR BORSTELDICHTING
PORTE COULISSANTE AUTOMATIQUE JOINT-BROSSE
AUTOMATIC SLIDING DOOR WOOLPILE
AUTOMATISCHE SCHIEBETUER BUERSTENDICHTUNG

B - B

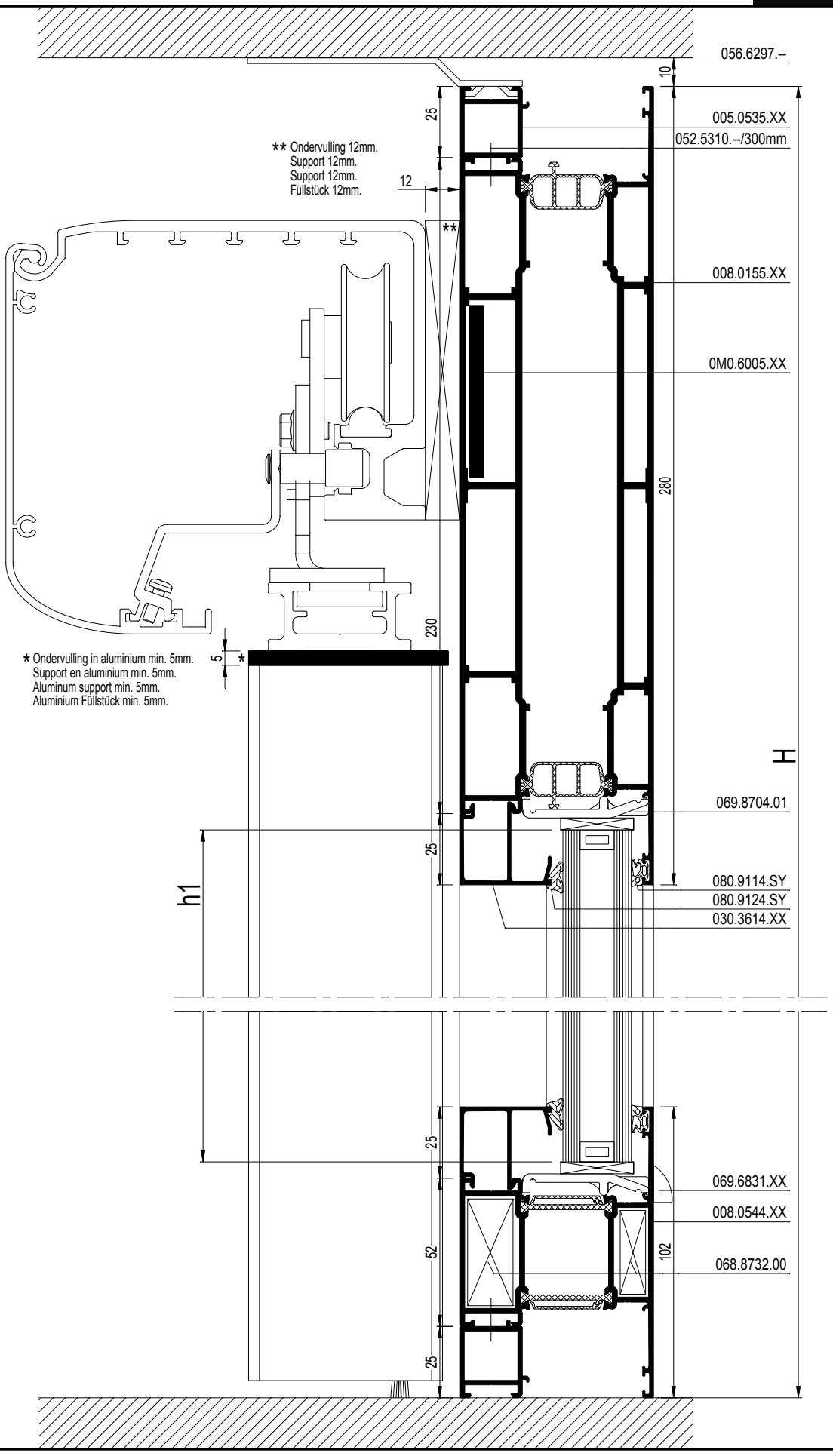

D0079034

CS 77

AUTOMATISCHE SCHUIFDEUR BORSTELDICHTING
PORTE COULISSANTE AUTOMATIQUE JOINT-BROSSE
AUTOMATIC SLIDING DOOR WOOLPILE
AUTOMATISCHE SCHIEBETUER BUERSTENDICHTUNG

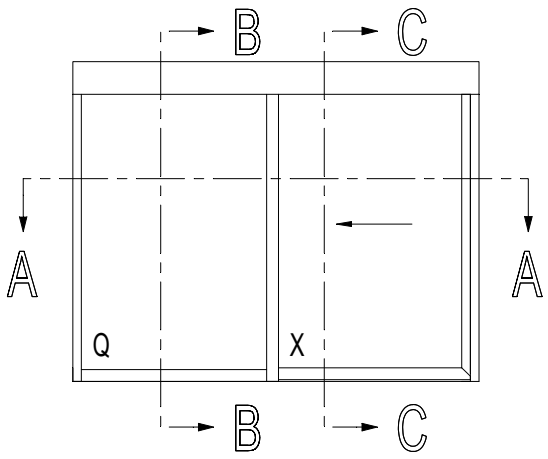

DE TEKENINGEN ZIJN GEBASEERD OP DE INBOUW VAN DE BESAM-AUTOMAAT, VOOR INBOUW VAN DORMA, GEZE OF ANDERE AUTOMATEN, GELIEVE U TE WENDEN TOT REYNAERS ALUMINIUM
LES DESSINS SONT BASES SUR LE MONTAGE DE L'AUTOMATE BESAM, POUR L'ENCASTREMENT DE DORMA, DE GEZE OU D' AUTRES AUTOMATES, VEUILLEZ VOUS ADRESSER Á REYNAERS ALUMINIUM
THE DRAWINGS ARE BASED ON THE ASSEMBLY OF THE BESAM AUTOMATIC DEVICE; FOR BUILDING IN DORMA, GEZE OR OTHER AUTOMATIC DEVICES, PLEASE CONTACT REYNAERS ALUMINIUM
DIE ZEICHNUNGEN BASIEREN VON DEN EINBAU DES BESAM-ANTRIEBEN, FÜR DEN EINBAU VON DORMA, GEZE ODER ANDEREN ANTRIEBEN, BITTE WENDEN SIE SICH AN REYNAERS ALUMINIUM

PROFIELEN SCHUIVEND GEDEELTE
PROFILES PARTIE COULISSANTE
PROFILES SLIDING PART
PROFILE SCHIEBENDES TEIL

			#	Lm	☞
008.0525.XX			1	H - 238	13.C....
			1	B2 - 82.5	
008.0544.XX			1	H - 188	13.C....
			1	B2 - 32.5	
008.0176.XX			1	H - 213	13.C....
008.0562.XX			1	H - 213	13.C....
030.3614.XX			2	B2 - 186.5	13.C....
			2	H - 392	
016.1534.XX			1	B2 - 32.5	13.C....
001.0549.XX			1	H - 213	13.C....

b2 =B2 - 198.5
h2 = H - 354

		#	☞
068.7855.00		4	ACCESS CS
068.7854.00		4	ACCESS CS
060.8723.--		4	ACCESS CS
068.8732.00		2	ACCESS CS
069.8703.01		13.F....	ACCESS CS
080.9124.SY		(2 x B2) + (2 x H)	ACCESS CS
080.9114.SY		(2 x B2) + (2 x H)	ACCESS CS
081.9026.04		H - 255	ACCESS CS
081.9240.04		2 x (H - 213)	ACCESS CS
081.9142.04		B2 - 32.5	ACCESS CS
052.5310.--		1/300mm	ACCESS CS

schaal - échelle
scale - Maßstab
1/2

D0079035

CS 77

AUTOMATISCHE SCHUIFDEUR BORSTELDICHTING
PORTE COULISSANTE AUTOMATIQUE JOINT-BROSSE
AUTOMATIC SLIDING DOOR WOOLPILE
AUTOMATISCHE SCHIEBETUER BUERSTENDICHTUNG

REYNAERS aluminium

C - C

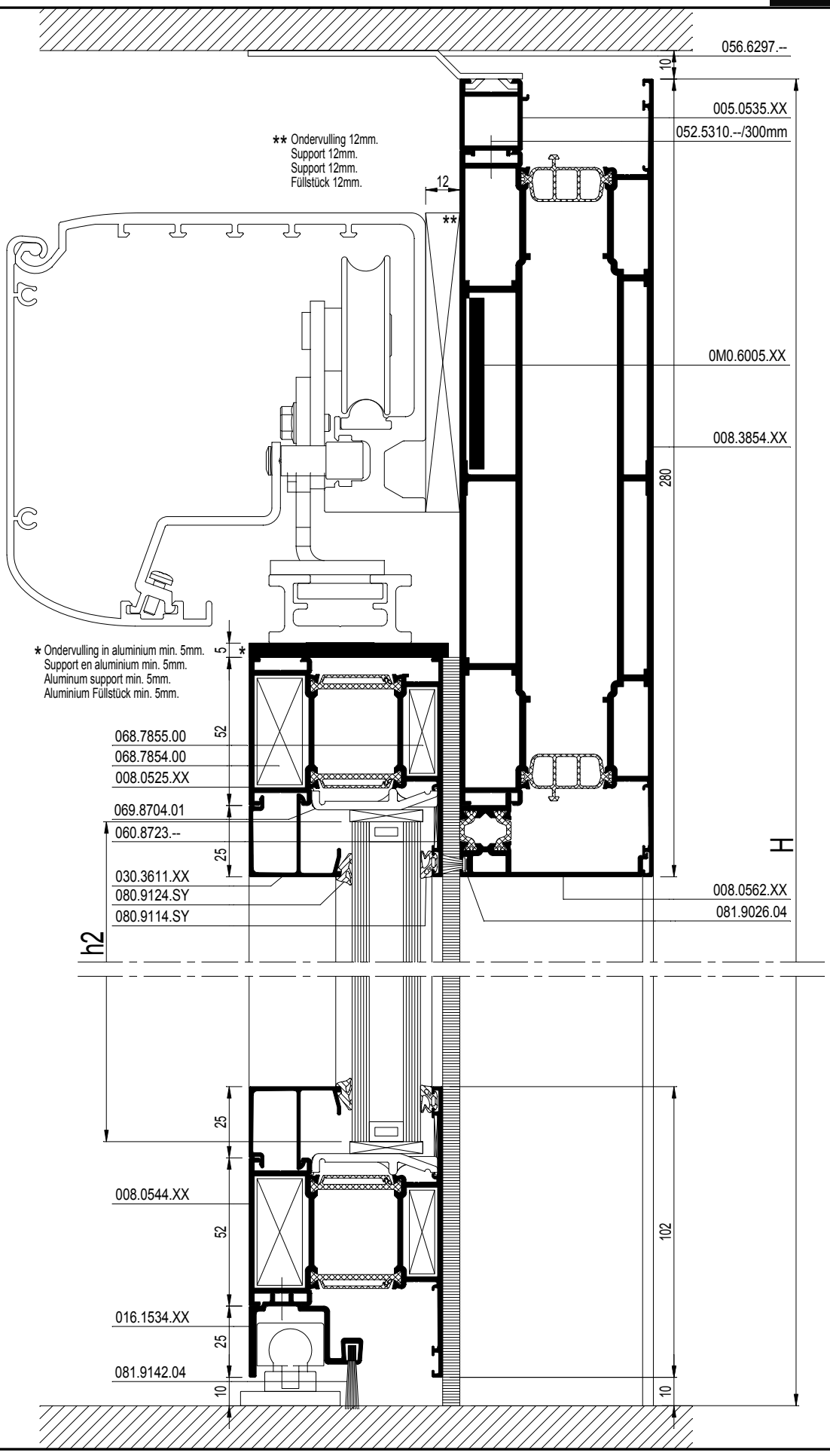

D0079035

CS 77

AUTOMATISCHE SCHUIFDEUR BORSTELDICHTING
PORTE COULISSANTE AUTOMATIQUE JOINT-BROSSE
AUTOMATIC SLIDING DOOR WOOLPILE
AUTOMATISCHE SCHIEBETUER BUERSTENDICHTUNG

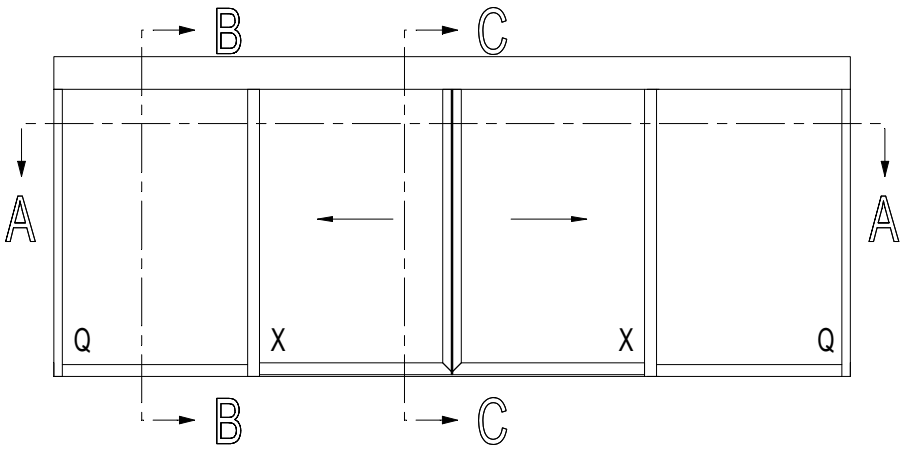

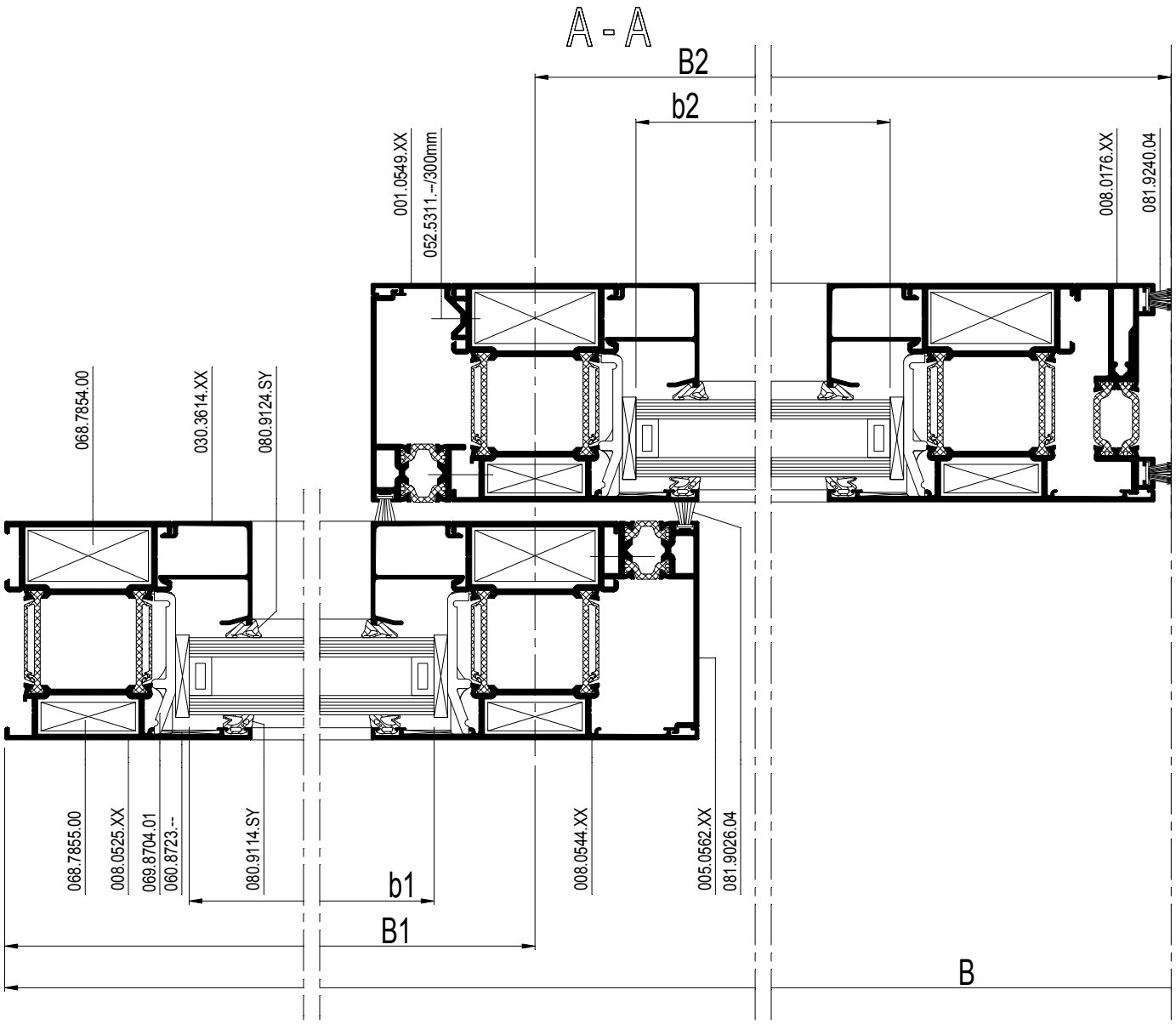

schaal - échelle
scale - Maßstab
1/2

D0079038

CS 77

AUTOMATISCHE SCHUIFDEUR BORSTELDICHTING
PORTE COULISSANTE AUTOMATIQUE JOINT-BROSSE
AUTOMATIC SLIDING DOOR WOOLPILE
AUTOMATISCHE SCHIEBETUER BUERSTENDICHTUNG

DE TEKENINGEN ZIJN GEBASEERD OP DE INBOUW VAN DE BESAM-AUTOMAAT, VOOR INBOUW VAN DORMA, GEZE OF ANDERE AUTOMATEN, GELIEVE U TE WENDEN TOT REYNAERS ALUMINIUM
LES DESSINS SONT BASES SUR LE MONTAGE DE L'AUTOMATE BESAM, POUR L'ENCASTREMENT DE DORMA, DE GEZE OU D' AUTRES AUTOMATES, VEUILLEZ VOUS ADRESSER Á REYNAERS ALUMINIUM
THE DRAWINGS ARE BASED ON THE ASSEMBLY OF THE BESAM AUTOMATIC DEVICE; FOR BUILDING IN DORMA, GEZE OR OTHER AUTOMATIC DEVICES, PLEASE CONTACT REYNAERS ALUMINIUM
DIE ZEICHNUNGEN BASIEREN VON DEN EINBAU DES BESAM-ANTRIEBEN, FÜR DEN EINBAU VON DORMA, GEZE ODER ANDEREN ANTRIEBEN, BITTE WENDEN SIE SICH AN REYNAERS ALUMINIUM

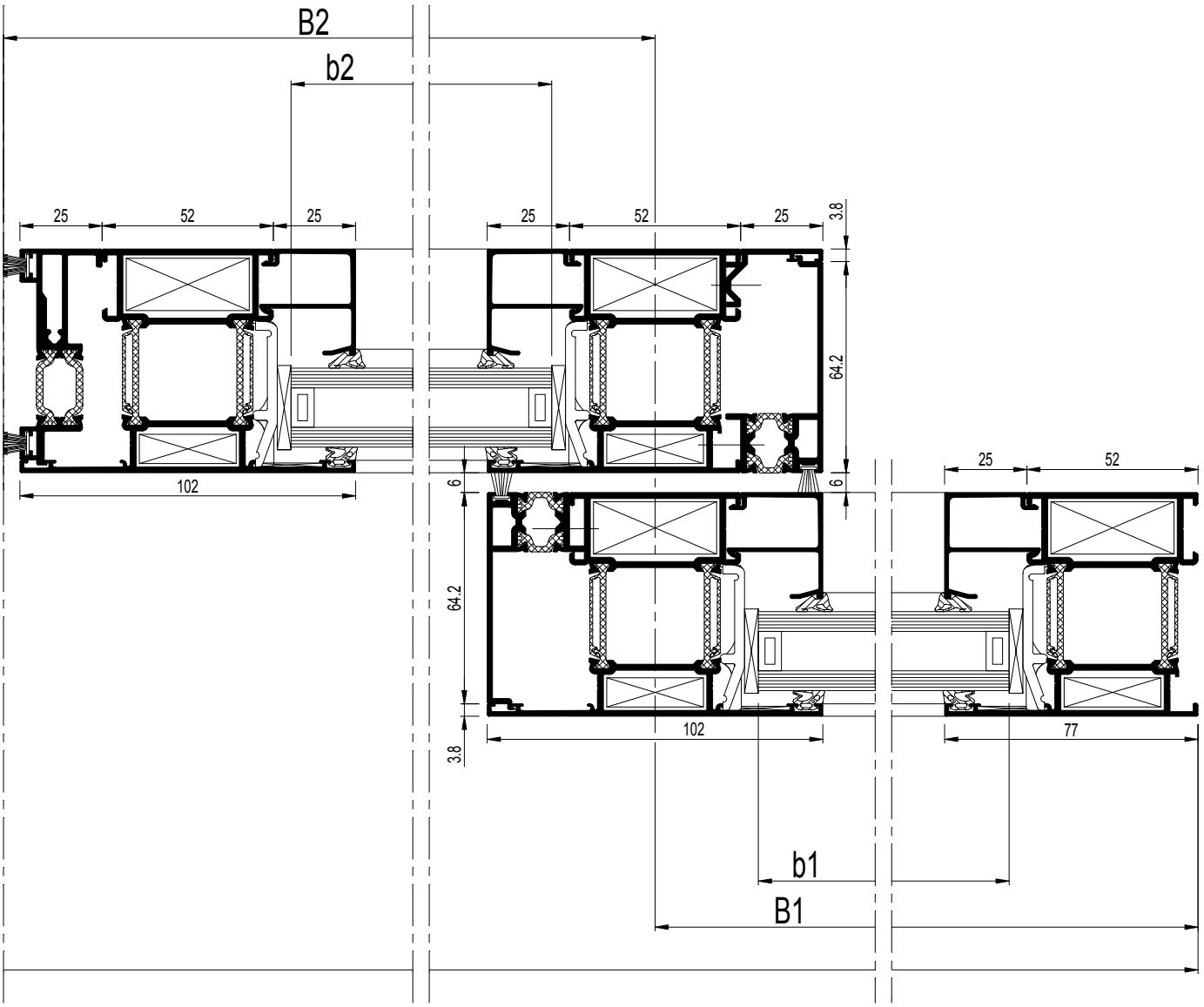

schaal - échelle
scale - Maßstab
1/2

D0079038

Werktekeningen
Coupes et débits
Work drawings
Werkzeichnungen

13.E.297
03/2010

CS 77

AUTOMATISCHE SCHUIFDEUR BORSTELDICHTING
PORTE COULISSANTE AUTOMATIQUE JOINT-BROSSE
AUTOMATIC SLIDING DOOR WOOLPILE
AUTOMATISCHE SCHIEBETUER BUERSTENDICHTUNG

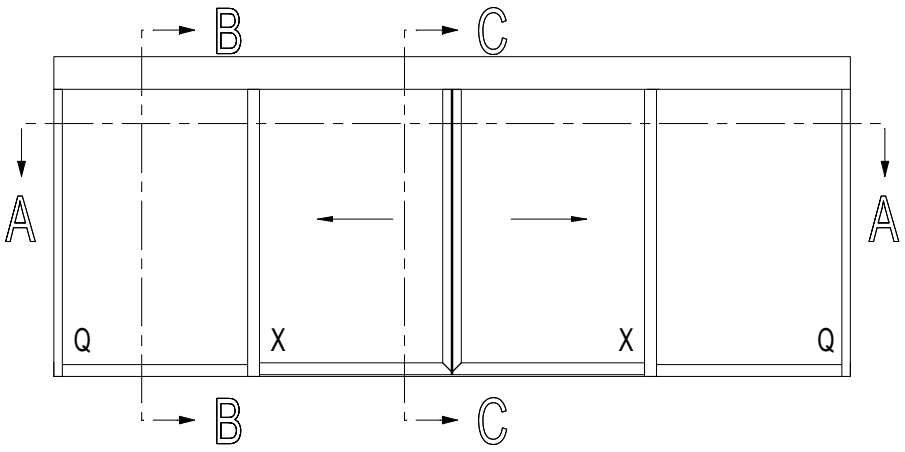

PROFIELEN VAST GEDEELTE
PROFILES PARTIE FIXE
PROFILES FIXED PART
PROFILE FESTES TEIL

			#	Lm	☞
008.0525.XX			2	H - 255	13.C....
008.0544.XX			2	B1 - 78	13.C....
			2	H - 255	
030.3614.XX			4	B1 - 78	13.C....
			4	H - 382	
008.0562.XX			2	H - 280	13.C....
			1	2 x (B2 - 102)	
008.0155.XX			1	B	13.C....
005.0535.XX			1	B	13.C....
			2	B1 - 78	
0M0.6005.XX			1	B	13.C....

		#	☞
068.7854.00		8	ACCESS CS
068.7855.00		8	ACCESS CS
060.8723.--		6	ACCESS CS
069.8703.01		13.F....	ACCESS CS
069.6831.04		13.F....	ACCESS CS
081.9026.04		2 x (H - 255)	ACCESS CS
080.9124.SY		(4 x B1) + (4 x H)	ACCESS CS
080.9114.SY		(4 x B1) + (4 x H)	ACCESS CS
052.5310.--		1/300mm	ACCESS CS

b1 = B1 - 90
h1 = H - 344

DE TEKENINGEN ZIJN GEBASEERD OP DE INBOUW VAN DE BESAM-AUTOMAAT, VOOR INBOUW VAN DORMA, GEZE OF ANDERE AUTOMATEN, GELIEVE U TE WENDEN TOT REYNAERS ALUMINIUM
LES DESSINS SONT BASES SUR LE MONTAGE DE L'AUTOMATE BESAM, POUR L'ENCASTREMENT DE DORMA, DE GEZE OU D' AUTRES AUTOMATES, VEUILLEZ VOUS ADRESSER Á REYNAERS ALUMINIUM
THE DRAWINGS ARE BASED ON THE ASSEMBLY OF THE BESAM AUTOMATIC DEVICE; FOR BUILDING IN DORMA, GEZE OR OTHER AUTOMATIC DEVICES, PLEASE CONTACT REYNAERS ALUMINIUM
DIE ZEICHNUNGEN BASIEREN VON DEN EINBAU DES BESAM-ANTRIEBEN, FÜR DEN EINBAU VON DORMA, GEZE ODER ANDEREN ANTRIEBEN, BITTE WENDEN SIE SICH AN REYNAERS ALUMINIUM

schaal - échelle
scale - Maßstab
1/2

D0079039

CS 77

AUTOMATISCHE SCHUIFDEUR BORSTELDICHTING
PORTE COULISSANTE AUTOMATIQUE JOINT-BROSSE
AUTOMATIC SLIDING DOOR WOOLPILE
AUTOMATISCHE SCHIEBETUER BUERSTENDICHTUNG

B - B

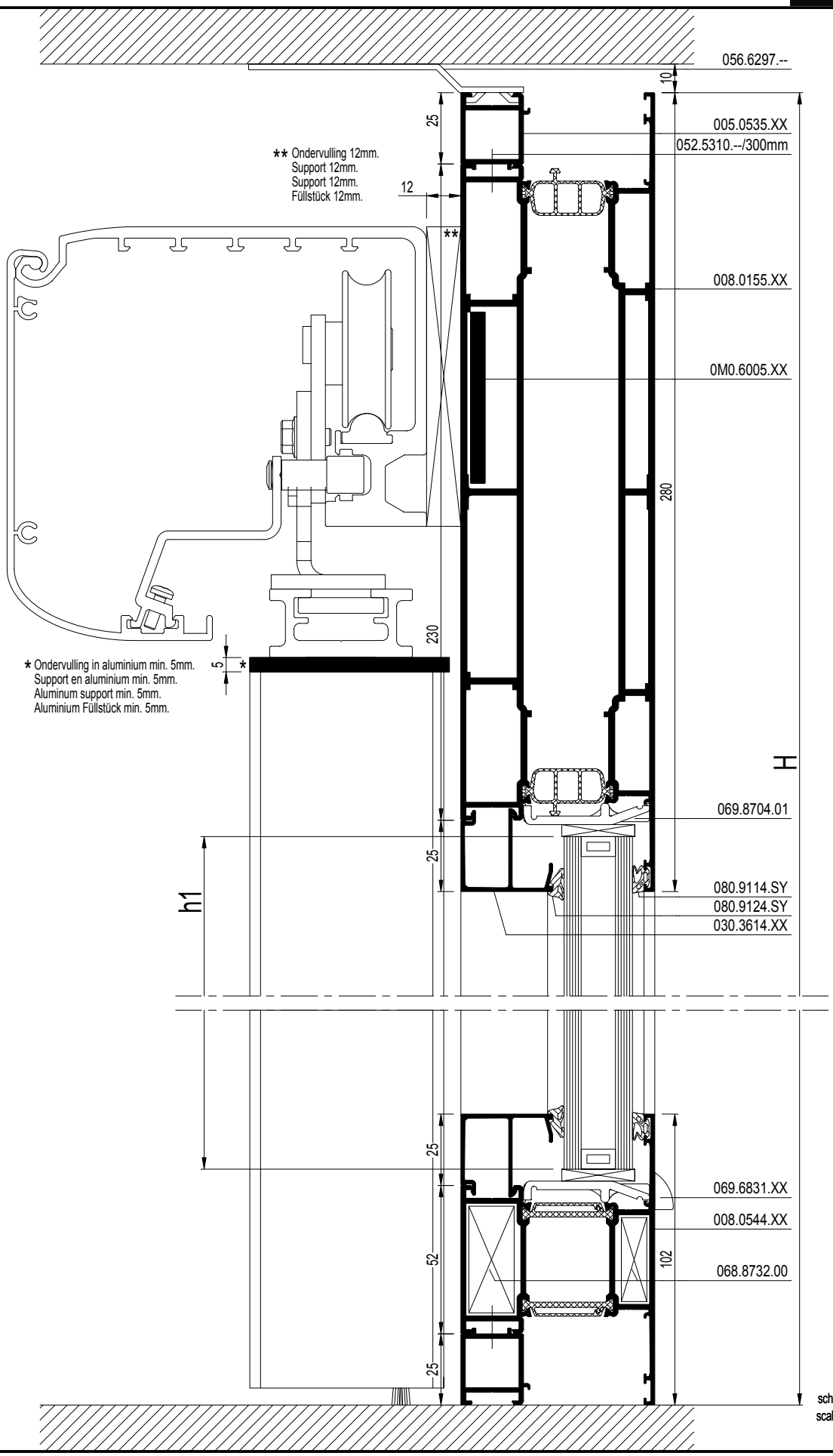

schaal - échelle
scale - Maßstab
1/2

D0079039

CS 77

AUTOMATISCHE SCHUIFDEUR BORSTELDICHTING
PORTE COULISSANTE AUTOMATIQUE JOINT-BROSSE
AUTOMATIC SLIDING DOOR WOOLPILE
AUTOMATISCHE SCHIEBETUER BUERSTENDICHTUNG

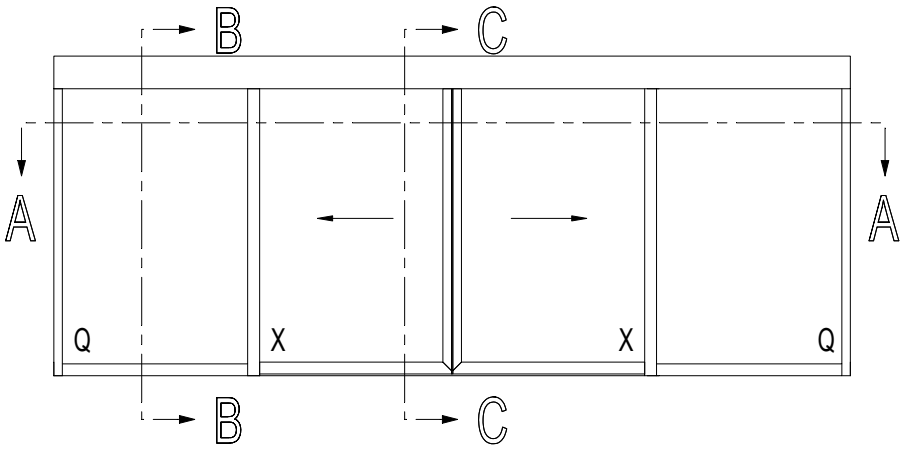

DE TEKENINGEN ZIJN GEBASEERD OP DE INBOUW VAN DE BESAM-AUTOMAAT, VOOR INBOUW VAN DORMA, GEZE OF ANDERE AUTOMATEN, GELIEVE U TE WENDEN TOT REYNAERS ALUMINIUM
LES DESSINS SONT BASES SUR LE MONTAGE DE L'AUTOMATE BESAM, POUR L'ENCASTREMENT DE DORMA, DE GEZE OU D' AUTRES AUTOMATES, VEUILLEZ VOUS ADRESSER Á REYNAERS ALUMINIUM
THE DRAWINGS ARE BASED ON THE ASSEMBLY OF THE BESAM AUTOMATIC DEVICE; FOR BUILDING IN DORMA, GEZE OR OTHER AUTOMATIC DEVICES, PLEASE CONTACT REYNAERS ALUMINIUM
DIE ZEICHNUNGEN BASIEREN VON DEN EINBAU DES BESAM-ANTRIEBEN, FÜR DEN EINBAU VON DORMA, GEZE ODER ANDEREN ANTRIEBEN, BITTE WENDEN SIE SICH AN REYNAERS ALUMINIUM

PROFIELEN SCHUIVEND GEDEELTE
PROFILES PARTIE COULISSANTE
PROFILES SLIDING PART
PROFILE SCHIEBENDES TEIL

			#	Lm	☞
008.0525.XX			2	H - 238	13.C....
			2	B2 - 4	
008.0544.XX			2	H - 188	13.C....
			2	B2 + 46	
008.0176.XX			2	H - 213	13.C....
008.0562.XX			2	H - 213	13.C....
030.3614.XX			4	B2 - 108	13.C....
			4	H - 392	
016.1534.XX			2	B2 + 46	13.C....
001.0549.XX			2	H - 213	13.C....

		#	☞
068.7855.00		4	ACCESS CS
068.7854.00		4	ACCESS CS
060.8723.--		4	ACCESS CS
068.8732.00		2	ACCESS CS
069.8703.01		13.F....	ACCESS CS
080.9124.SY		(4 x B2) + (4 x H)	ACCESS CS
080.9114.SY		(4 x B2) + (4 x H)	ACCESS CS
081.9026.04		2 x (H - 255)	ACCESS CS
081.9240.04		4 x (H - 213)	ACCESS CS
081.9142.04		2 x (B2 + 46)	ACCESS CS
052.5310.--		1/300mm	ACCESS CS
052.5311.--		1/300mm	ACCESS CS

b2 =B2 - 120
h2 = H - 354

schaal - échelle
scale - Maßstab
1/2

D0079041

CS 77

AUTOMATISCHE SCHUIFDEUR BORSTELDICHTING
PORTE COULISSANTE AUTOMATIQUE JOINT-BROSSE
AUTOMATIC SLIDING DOOR WOOLPILE
AUTOMATISCHE SCHIEBETUER BUERSTENDICHTUNG

C - C

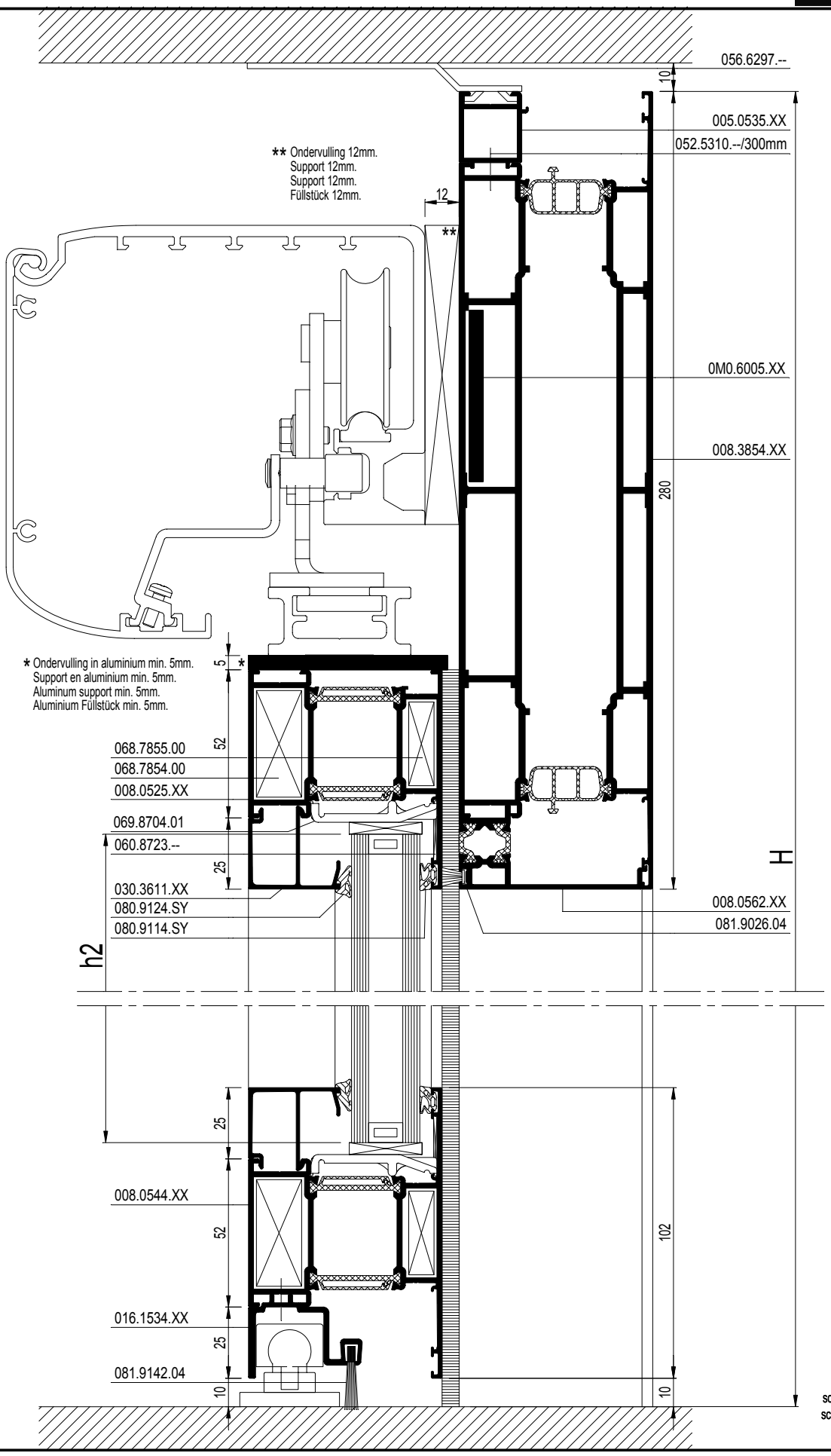

schaal - échelle
scale - Maßstab
1/2

D0079041

CS 77

AUTOMATISCHE SCHUIFDEUR BORSTELDICHTING
PORTE COULISSANTE AUTOMATIQUE JOINT-BROSSE
AUTOMATIC SLIDING DOOR WOOLPILE
AUTOMATISCHE SCHIEBETUER BUERSTENDICHTUNG

REYNAERS aluminium

F

Montagetekeningen

Fabrication et montage

Assembly drawings

Montagezeichnungen

CS 77

KLEMBLOKKEN ZAAGMACHINE
BLOCS DE SERRAGE SCIE CIRCULAIRE
CLAMP BLOCKS SAW
SPANNBACKEN SAEGE

D0009129

097.0415.00

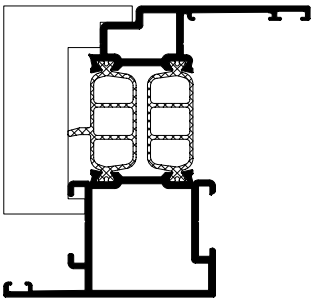

008.3052.XX
008.3102.XX
008.3112.XX
008.3121.XX
008.3192.XX
008.2502.XX
008.2503.XX
008.2504.XX
008.3202.XX
008.3221.XX
008.3292.XX

097.0414.00

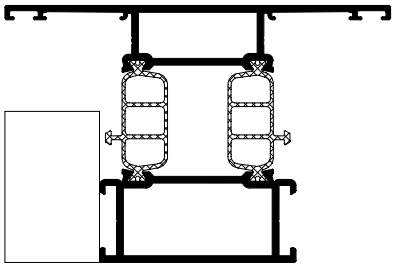

008.3004.XX
0K8.3004.XX
008.3113.XX
008.3114.XX
008.3115.XX
008.3120.XX
008.3123.XX
008.4513.XX
008.0541.XX
008.3213.XX
008.3220.XX
008.3813.XX
008.3814.XX
008.3817.XX
008.0544.XX
008.3492.XX
008.3820.XX
008.3823.XX
008.3824.XX
008.3847.XX
008.3850.XX
008.3854.XX
008.0155.XX
0K8.0155.XX
008.3859.XX
008.3860.XX
008.3100.XX
008.3109.XX
008.3110.XX
008.3402.XX
008.3412.XX
008.3421.XX
0K8.3817.XX
0K8.3824.XX
0K8.3847.XX
0K8.3850.XX
0K8.3854.XX

2x 097.0414.00

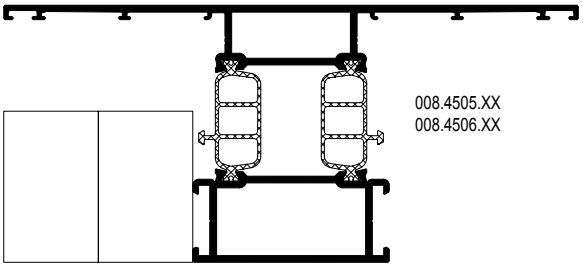

008.4505.XX
008.4506.XX

097.0385.00

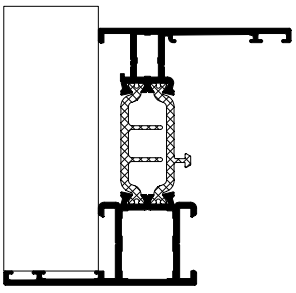

008.3413.XX
008.3414.XX
008.3416.XX
008.3423.XX
008.3442.XX
008.3443.XX
008.3444.XX
008.3451.XX

097.0209.00

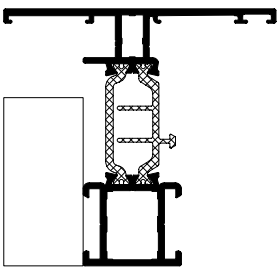

008.3141.XX
008.3139.XX

D0009129

CS 77

ONTWATERING KADER RAMEN NAAR BINNENDRAAIEND
DRAINAGE DORMANT FENETRES OUVRANT VERS L'INTERIEUR
DRAINAGE OUTER FRAME INWARD OPENING WINDOWS
ENTWAESSERUNG BLENDRAHMEN FENSTER NACH INNEN OEFFNEND

				008.3125.XX 008.3136.XX 008.3140.XX 008.3183.XX 008.3827.XX 008.3826.XX 008.3880.XX 008.3139.XX 008.3141.XX 008.3197.XX 008.0525.XX 008.3111.XX --- 008.3538.XX** 008.3539.XX** 008.3525.XX** 008.3550.XX**	008.3113.XX 008.3114.XX 008.3120.XX 008.3123.XX 008.0544.XX 008.3813.XX 008.3814.XX 008.3820.XX 008.3823.XX 008.3859.XX 008.3860.XX
	095.C500.00		095.C600.00		
			097.P900.00		
	095.C700.00		097.P900.00		
	---		---		
			*097.0381.00		
			SBZ 122 SBZ 140		

*enkel bij vast raam
*seulement pour fenêtre fixe
*only for fixed window
*nur bei festverglasung

**enkel met 097.P900.00
**seulement avec 097.P900.00
**only with 097.P900.00
**nur mitt 097.P900.00

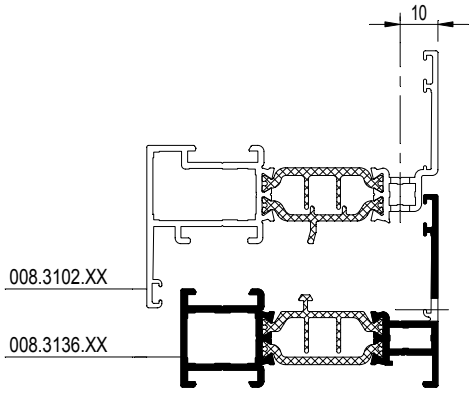

097.P900.00

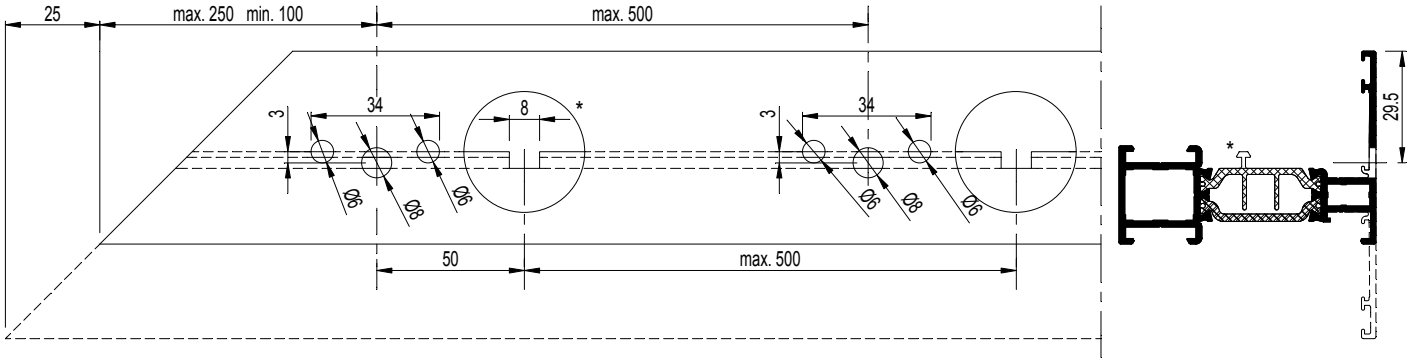

SBZ 122 - SBZ 140

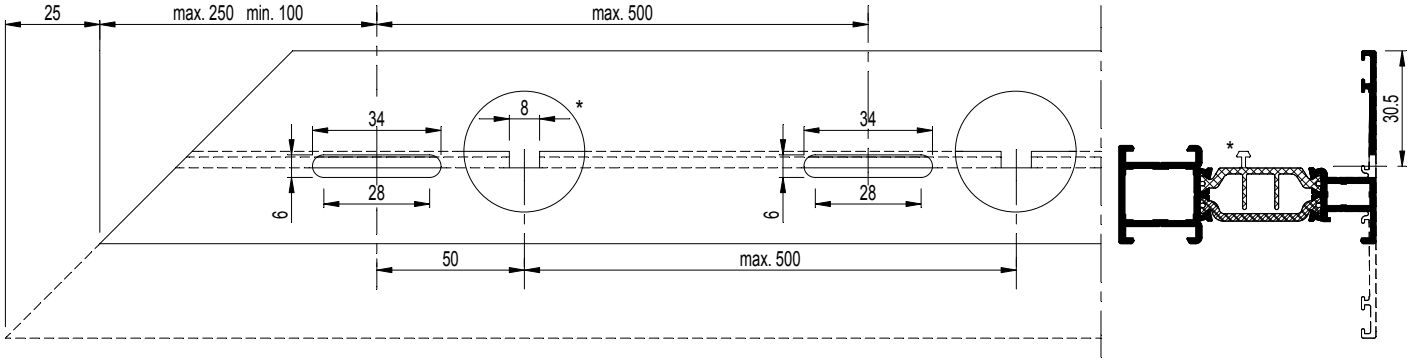

D0077576

CS 77

ONTWATERING KADER RAMEN NAAR BINNENDRAAIEND
DRAINAGE DORMANT FENETRES OUVRANT VERS L'INTERIEUR
DRAINAGE OUTER FRAME INWARD OPENING WINDOWS
ENTWAESSERUNG BLENDRAHMEN FENSTER NACH INNEN OEFFNEND

REYNAERS aluminium

	---		---	008.3125.XX 008.3136.XX 008.3139.XX 008.3140.XX 008.3141.XX 008.3183.XX 008.3197.XX 008.0525.XX 008.3826.XX	008.3111.XX 008.3113.XX 008.3114.XX 008.3120.XX 008.3123.XX 008.0544.XX 008.3813.XX 008.3814.XX 008.3820.XX 008.3823.XX 008.3859.XX 008.3860.XX

	---		---		
			097.0373.00 *097.0381.00		

	---		---	008.3538.XX 008.4536.XX 008.4583.XX	008.4505.XX 008.4506.XX 008.4513.XX

	---		---		
			097.0406.00 *097.0381.00		

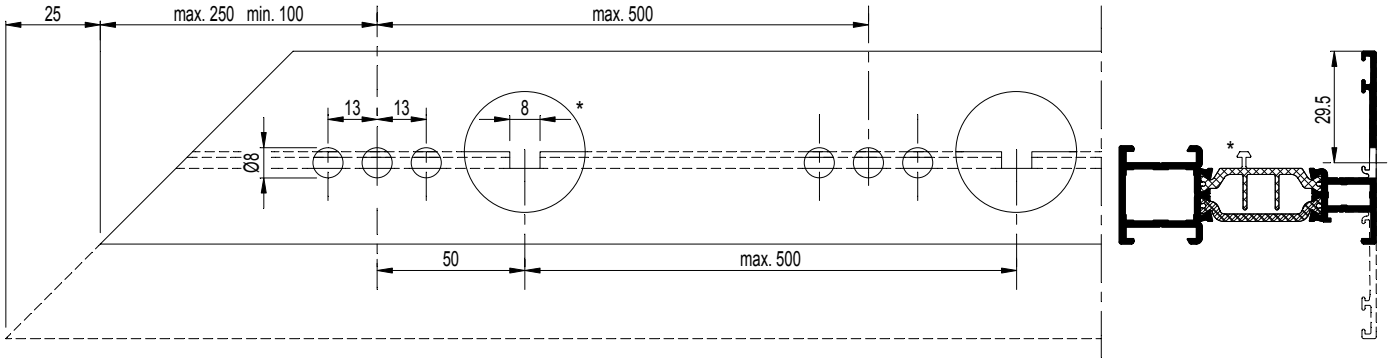

Ontwatering

VOLGORDE
1. Correct ponsen, boren of frezen
2. Ontbramen (Indien noodzakelijk)
3. Stof en zaagresten verwijderen
4. Ontvetten met Reynafinish 60, art. nr. 086.9210.--
5. Reynaprotector aanbrengen, art. nr. 086.9209.--

Drainage

ORDRE
1. Poinçonnage, forage ou fraisage correct
2. Ebavurage (si nécessaire)
3. Enlèvement des poussières et des copeaux
4. Dégraissage avec Reynafinish 60, art. nr. 086.9210.--
5. Application de Reynaprotector, art. nr. 086.9209.--

Drainage

SEQUENCE
1. Correct punching, drilling or milling
2. Deburring (if necessary)
3. Removing dust and saw-dust
4. Degreasing with Reynafinish 60, art. nr. 086.9210.--
5. Applying Reynaprotector, art. nr. 086.9209.--

Entwässerung

REIHENFOLGE
1. Stanzen, bohren oder fräsen
2. Entgraten (falls erforderlich)
3. Staub und Sägereste entfernen
4. Entfetten mit Reynafinish 60, art. nr. 086.9210.--
5. Reynaprotector aufbringen, art. nr. 086.9209.--

D0077576

CS 77-Re

ONTWATERING KADER RAMEN NAAR BINNENDRAAIEND
DRAINAGE DORMANT FENETRES OUVRANT VERS L'INTERIEUR
DRAINAGE OUTER FRAME INWARD OPENING WINDOWS
ENTWAESSERUNG BLENDRAHMEN FENSTER NACH INNEN OEFFNEND

	---		---	008.3216.XX 008.3236.XX	008.3213.XX 008.3220.XX

	---		---		
			097.0373.00 *097.0381.00		
			SBZ 122 SBZ 140		

*enkel bij vast raam
*seulement pour fenêtre fixe
*only for fixed window
*nur bei festverglasung

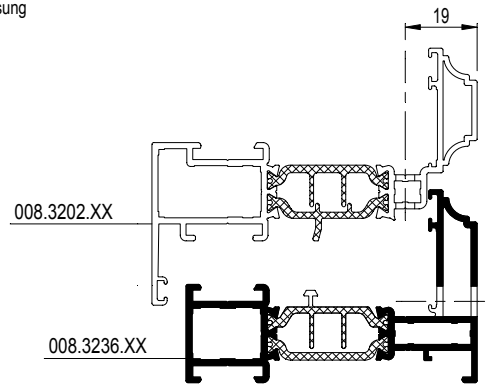

097.0373.00

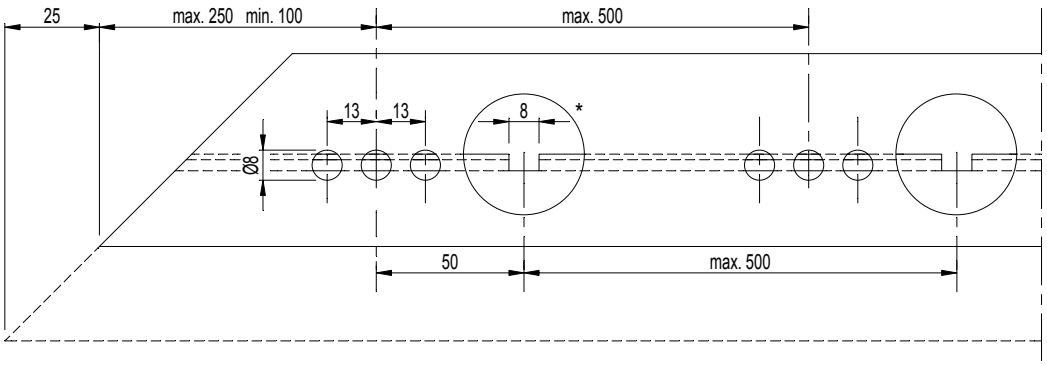

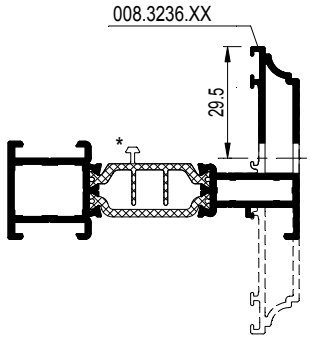

SBZ 122 - SBZ 140

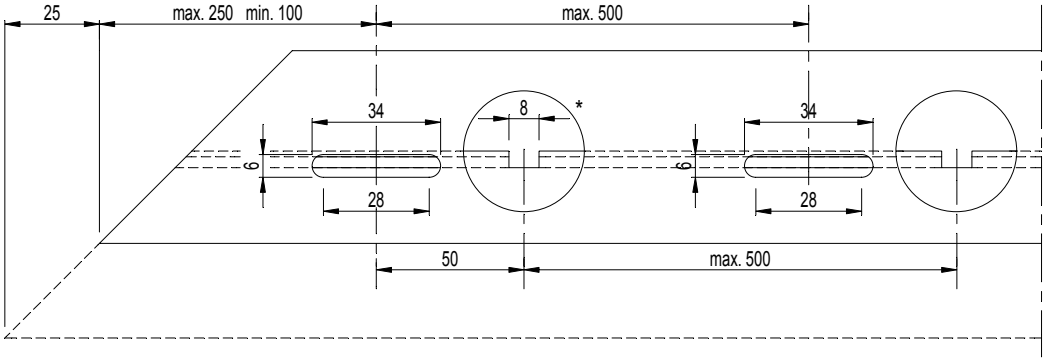

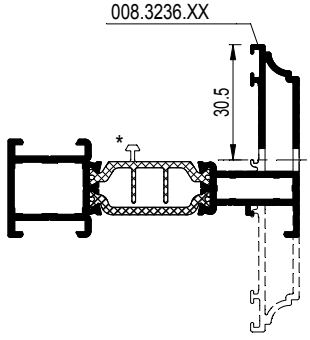

D0078106

097.0373.00

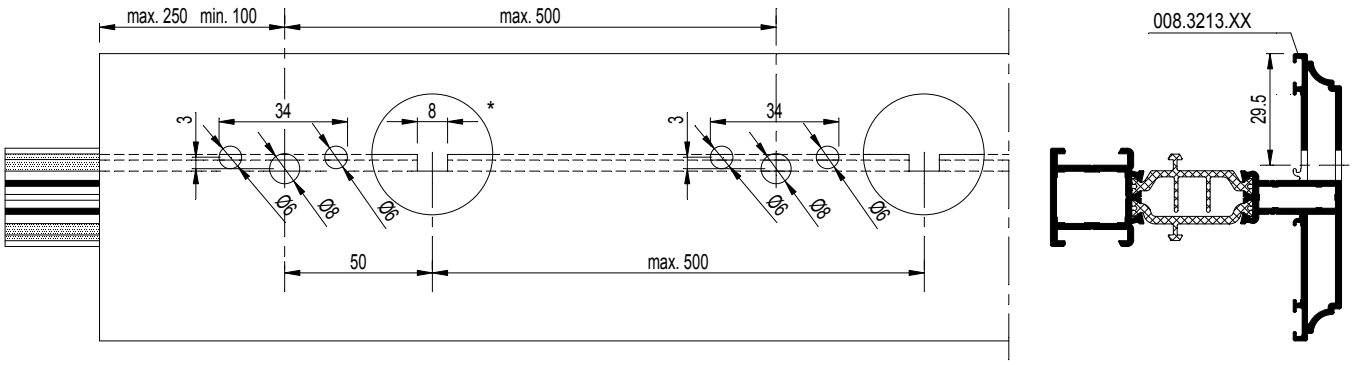

SBZ 122 - SBZ 140

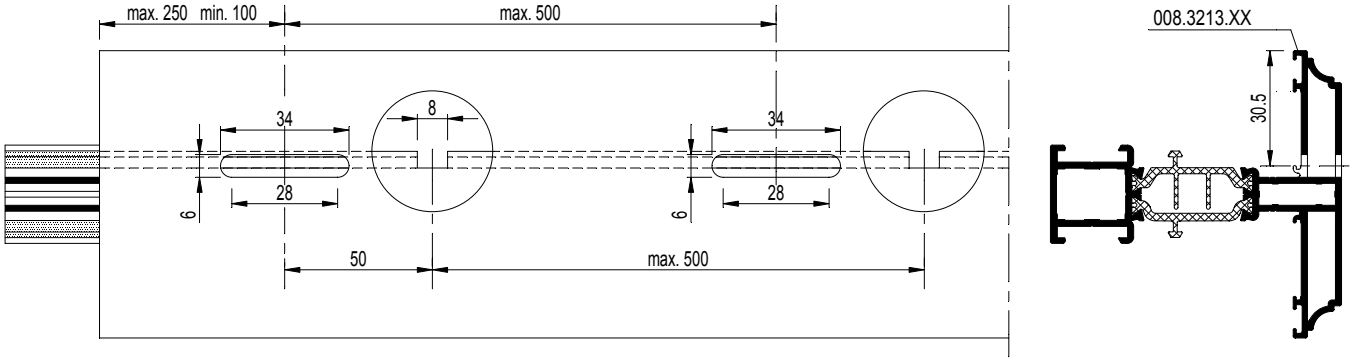

D0078106

CS 77

ONTWATERING KADER RAMEN NAAR BINNENDRAAIEND
DRAINAGE DORMANT FENETRES OUVRANT VERS L'INTERIEUR
DRAINAGE OUTER FRAME INWARD OPENING WINDOWS
ENTWAESSERUNG BLENDRAHMEN FENSTER NACH INNEN OEFFNEND

REYNAERS aluminium

				008.3100.XX 008.3109.XX 008.3110.XX
	---		---	

	---		---	
			*097.0381.00	
			SBZ 140	

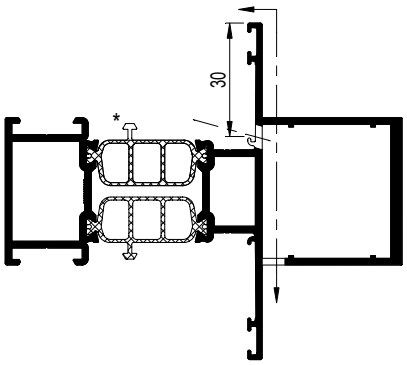

				008.1455.XX 008.1456.XX
	---		---	

	---		---	
			*097.0381.00	
			SBZ 140	

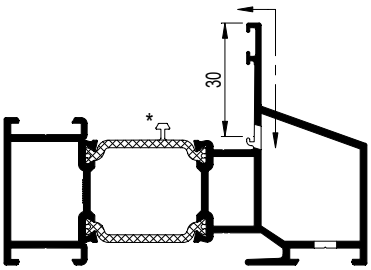

				008.3125.XX 008.3136.XX 008.3140.XX 008.3183.XX 008.0525.XX
	---		---	

	---		---	
			*097.0381.00	
			SBZ 122 SBZ 140	

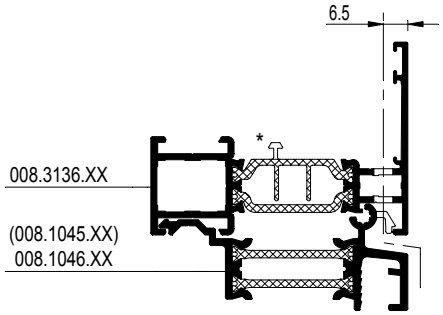

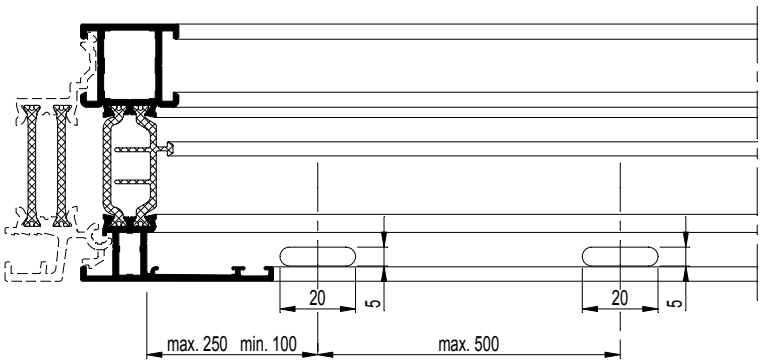

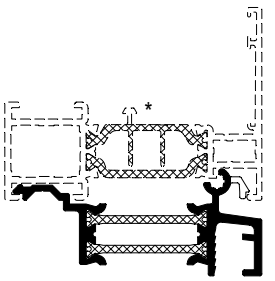

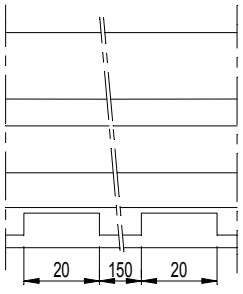

*enkel bij vast raam
*seulement pour fenêtre fixe
*only for fixed window
*nur bei festverglasung

D0078109

CS 77

ONTWATERING VLEUGEL RAMEN NAAR BINNENDRAAIEND
DRAINAGE OUVRANT VERS L'INTERIEUR
DRAINAGE VENT WINDOWS INWARD OPENING
ENTWAESSERUNG FLUEGEL FENSTER NACH INNEN OEFFNEND

				008.3102.XX 008.3192.XX 008.3112.XX 008.3121.XX 008.3202.XX 008.3221.XX 008.3292.XX
	095.C500.00		097.Q300.00	

	---		---	
			*097.0381.00	

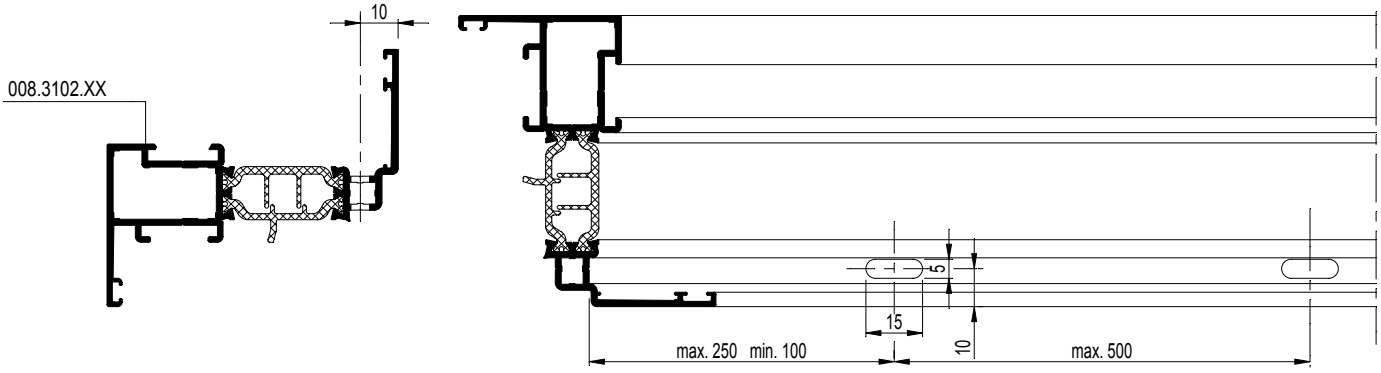

				008.2499.XX 008.2500.XX 008.2502.XX 008.2503.XX 008.2504.XX
	095.C500.00		097.Q300.00	

	---		---	
			*097.0381.00	

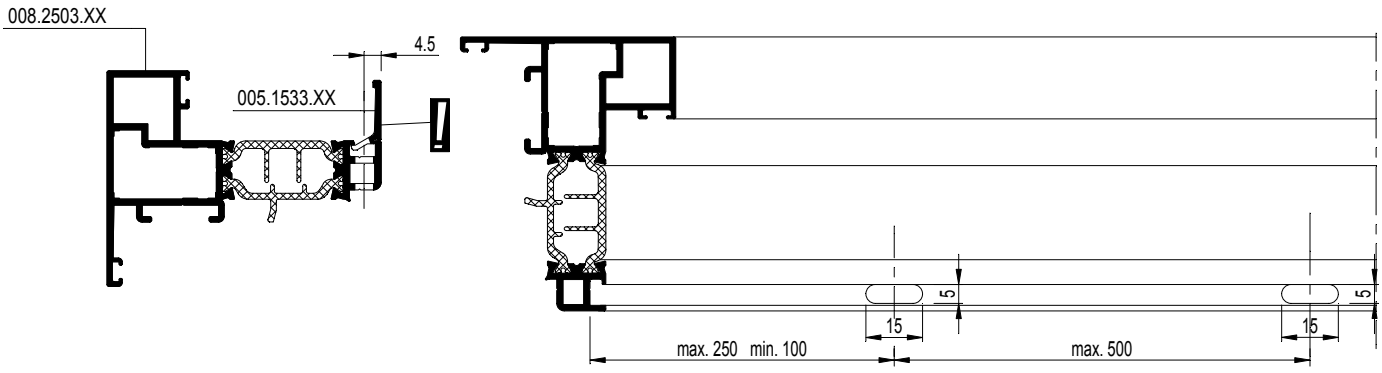

Bij gebruik van een voorgeponste glaslat dienen de ontwateringsgaten overeen te komen met de gaten van de glaslat.
En employant une parclose prépoinconnée les trous de drainage de tous les profilés doivent correspondre aux trous de la parclose.
When using prepunched glazing beads the drainage holes of all profiles should correspond with the holes of the glazing bead.
Bei Anwendung vorgelochter Glasleisten sollen die Entwässerungslöcher aller Profilen mit den Löchern der Glasleiste übereinstimmen.

D0078109

CS 77

ONTWATERING OMKEERKADER
DRAINAGE PROFILE INVERSION
DRAINAGE CHANGEOVER PROFILE
ENTWAESSERUNG WECHSELPROFIL

				008.3001.XX	030.3195.XX 030.3196.XX 030.3197.XX 030.3198.XX 030.3199.XX
	---		---		

	---		---		



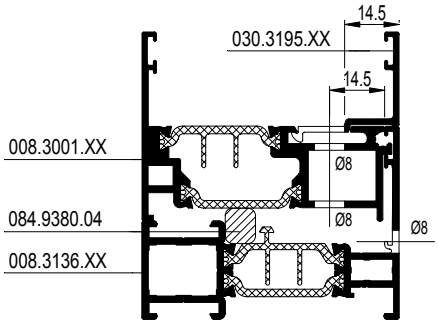

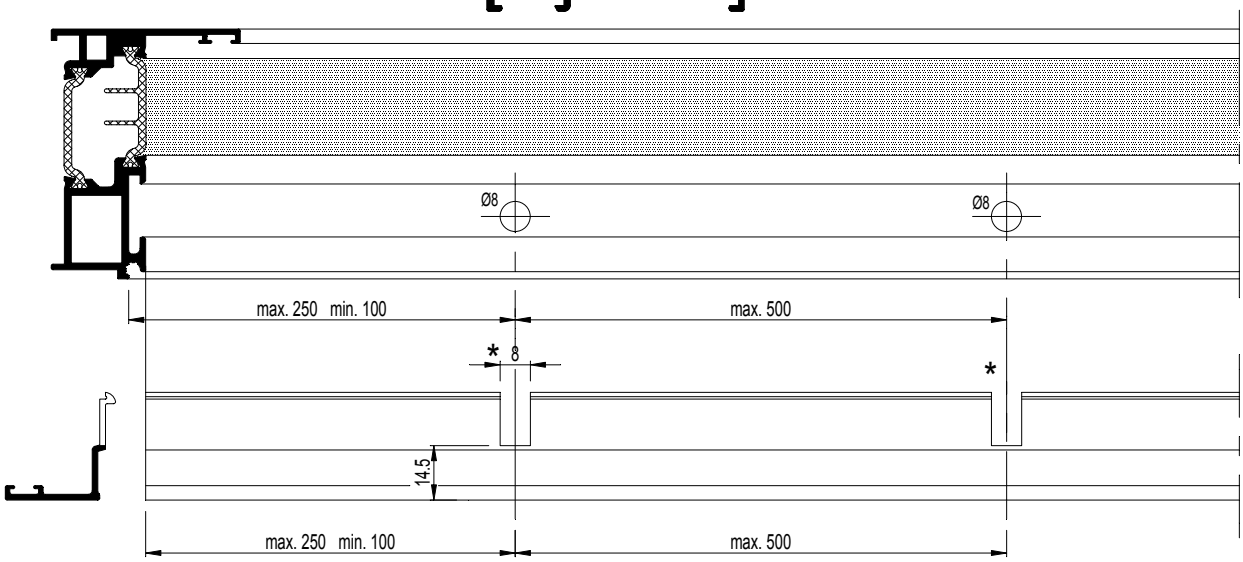

D0078112

CS 77

ONTWATERING OMKEERKADER
DRAINAGE PROFILE INVERSION
DRAINAGE CHANGEOVER PROFILE
ENTWAESSERUNG WECHSELPROFIL

				008.3101.XX	030.3606.XX 030.3644.XX 030.3645.XX
	---		---		

	---		---		

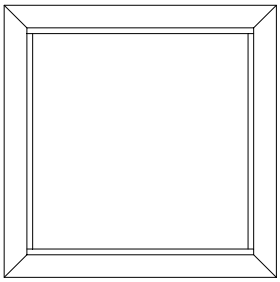

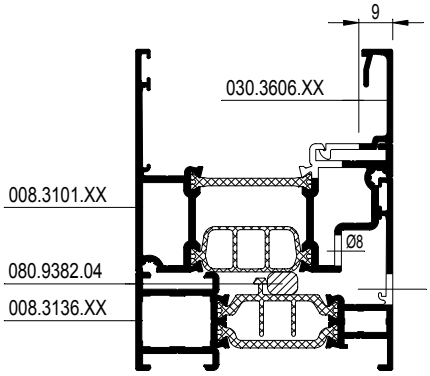

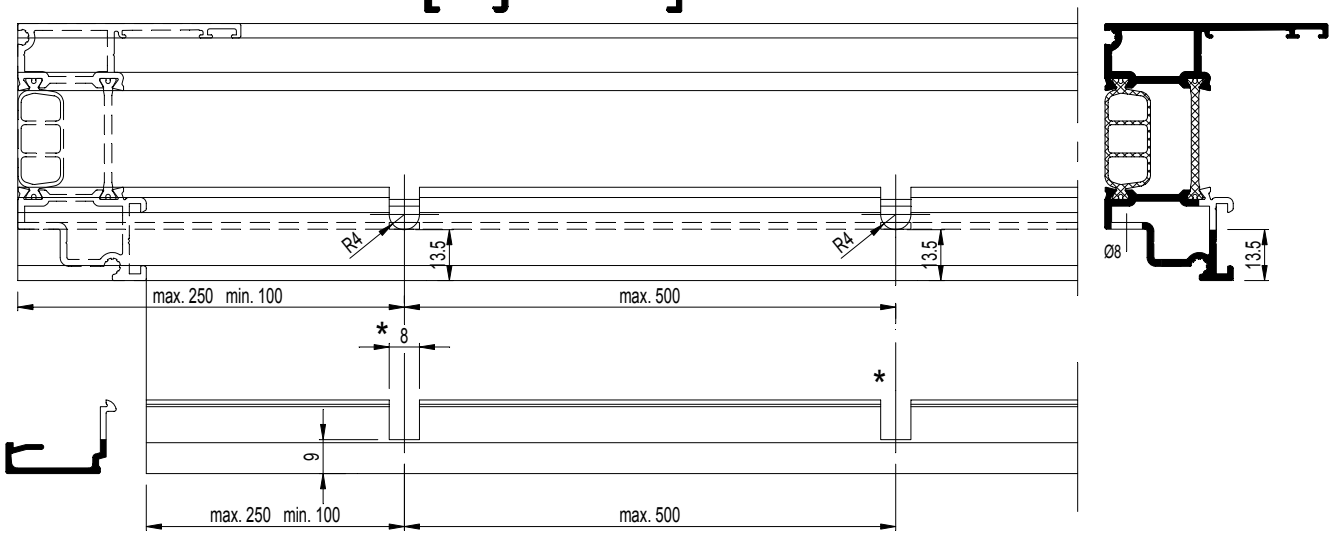

* De uitfrezingen voor ontwatering van de glaslat dienen recht boven de ontwateringsgaten van de kader te gebeuren.
Le poinçonnage pour le drainge de la parclose doit être positionné juste au-dessous des trous de drainage du dormant
The drilling for the glazing bead drainage must be done straight above the drainage holes of the outer frame.
Die Ausfräsung für die Entwässerung der Glasleiste soll genau über den Entwässerungslöcher des Blendrahmens positioniert sein

D0078112

CS 77

ONTWATERING OMKEERKADER
DRAINAGE PROFILE INVERSION
DRAINAGE CHANGEOVER PROFILE
ENTWAESSERUNG WECHSELPROFIL

				008.3401.XX
	---		---	

	---		---	

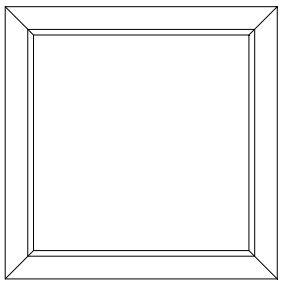

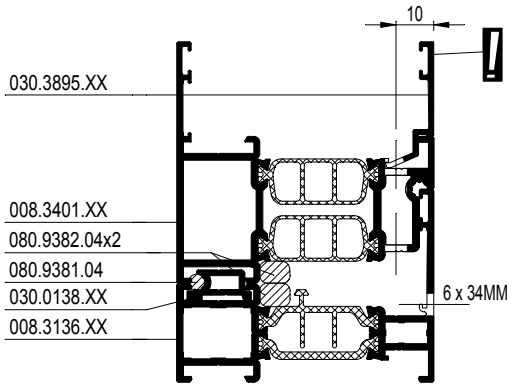

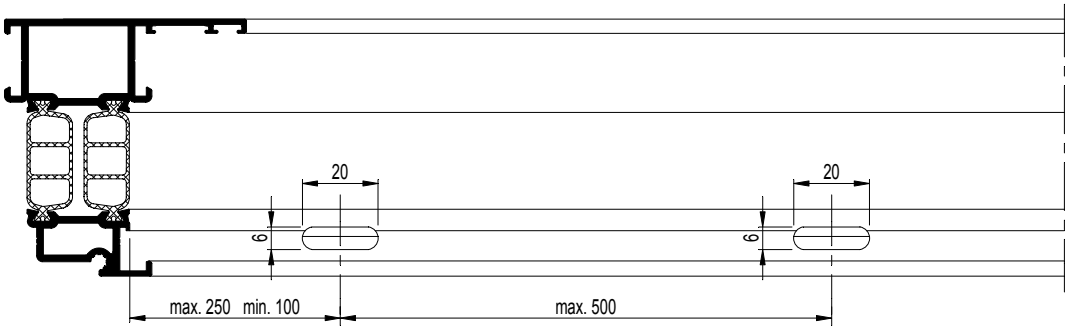

Bij gebruik van een voorgeponste glaslat dienen de ontwateringsgaten overeen te komen met de gaten van de glaslat.
En employant une parclose prépoinconnée les trous de drainage de tous les profilés doivent correspondre aux trous de la parclose.
When using prepunched glazing beads the drainage holes of all profiles should correspond with the holes of the glazing bead.
Bei Anwendung vorgelochter Glasleisten sollen die Entwässerungslöcher aller Profilen mit den Löchern der Glasleiste übereinstimmen.

D0078571

CS 77

ONTWATERING OMKEERKADER
DRAINAGE PROFILE INVERSION
DRAINAGE CHANGEOVER PROFILE
ENTWAESSERUNG WECHSELPROFIL

				008.3101.XX
	---		---	

	---		---	



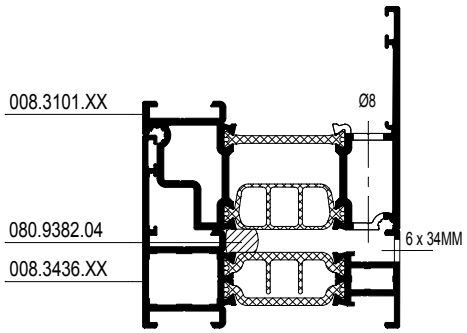

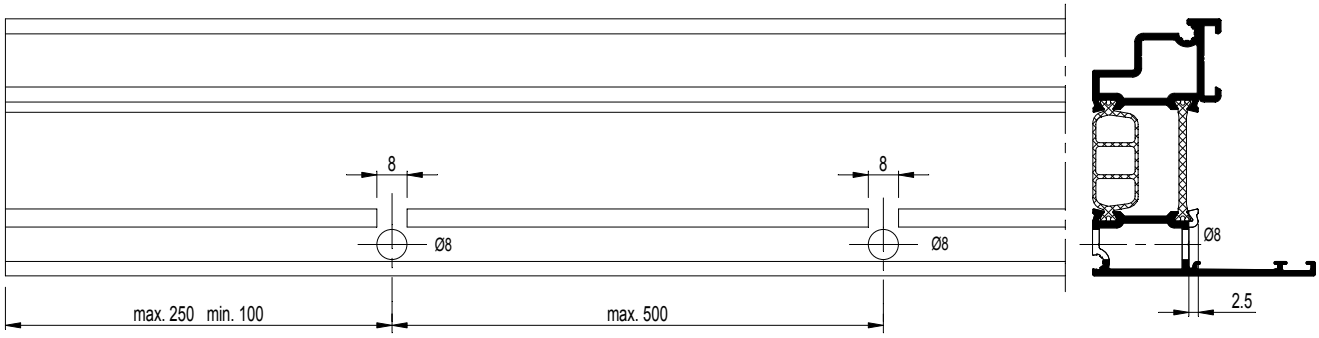

D0078571

CS 77

ONTWATERING TUIMELRAAM
DRAINAGE FENETRE PIVOTANTE
DRAINAGE PIVOT WINDOW
ENTWAESSERUNG SCHWINGFLUEGEL

	095.C500.00		097.Q300.00	008.3113.XX 008.3114.XX 008.3120.XX 008.3123.XX 008.0544.XX

	---		---	

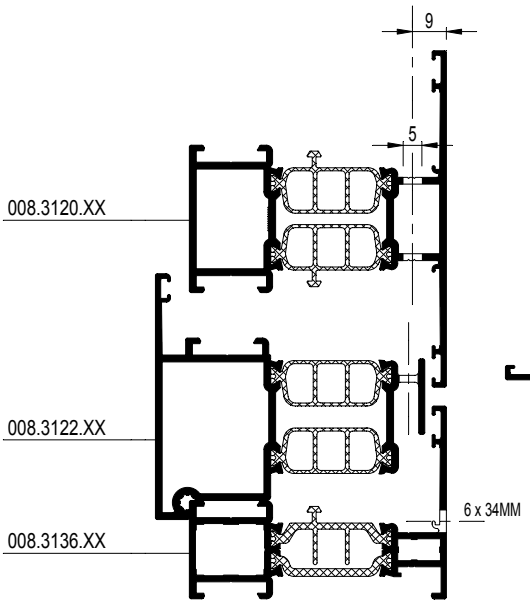

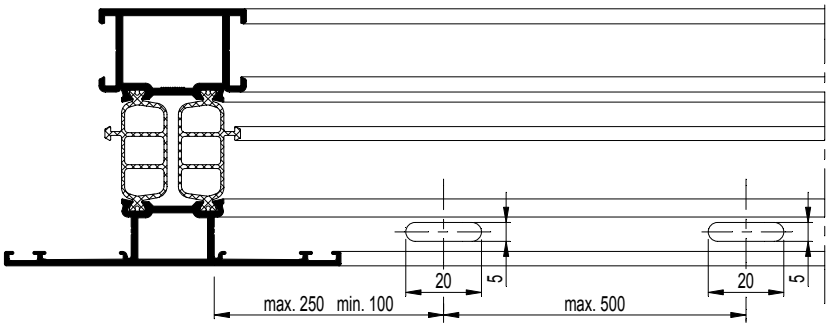

	---		---	008.3122.XX

	---		---	

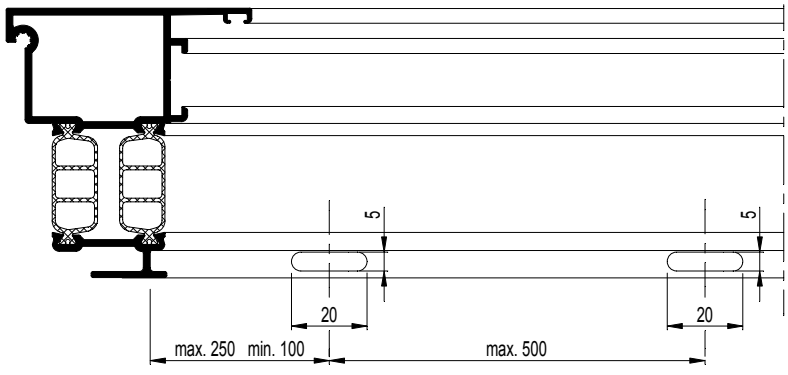

D0078119

CS 77

ONTWATERING RAMEN NAAR BUITENDRAAIEND
DRAINAGE FENETRES OUVRANT VERS L'EXTERIEUR
DRAINAGE OUTWARD OPENING WINDOWS
ENTWAESSERUNG FENSTER NACH AUSSEN OEFFNEND

	095.C500.00		095.C600.00	008.3425.XX 008.3426.XX 008.3436.XX 008.3440.XX 008.3442.XX 008.3443.XX 008.3444.XX 008.3451.XX 008.3480.XX 008.3483.XX 008.3893.XX** 008.3894.XX** 008.3896.XX** 008.3897.XX**	008.3413.XX 008.3414.XX 008.3416.XX 008.3423.XX
			097.Q200.00		
	095.C700.00		097.Q200.00		
	097.0183.00		*097.I500.00		

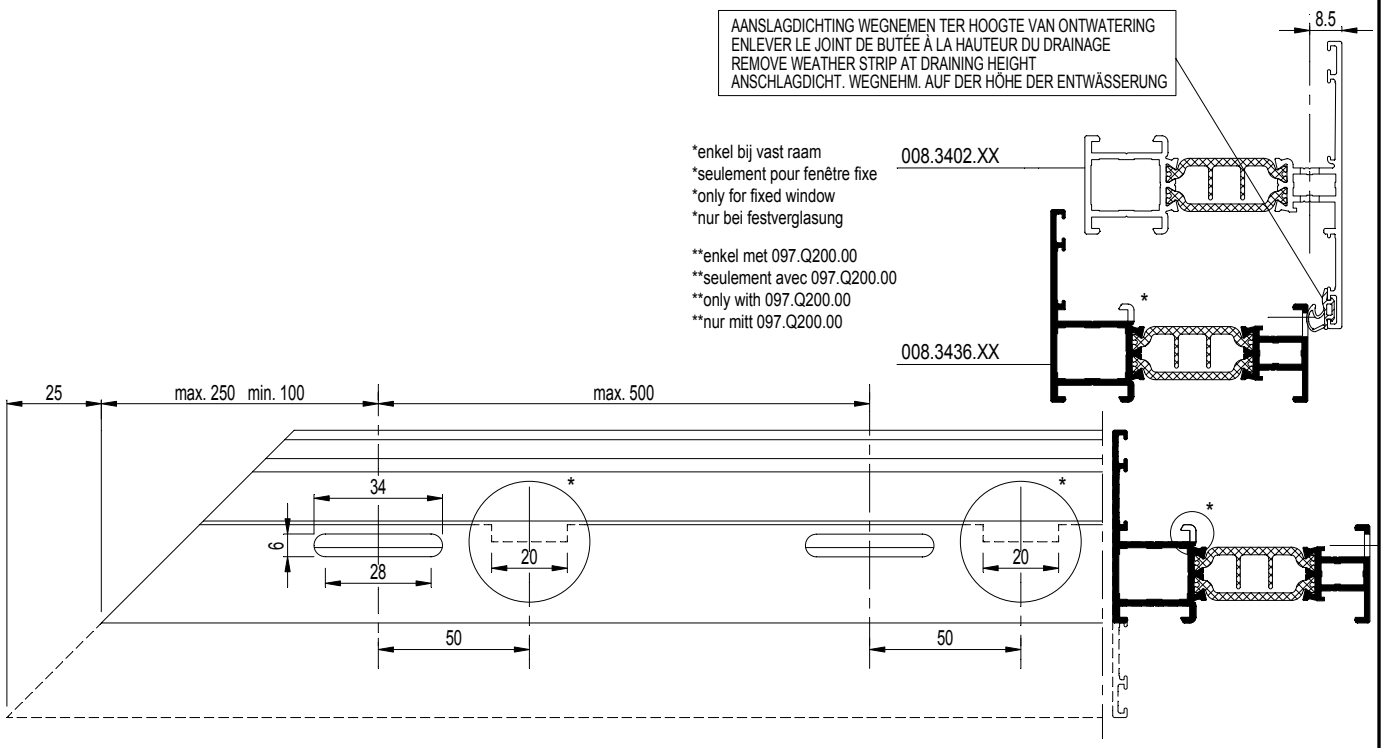

D0078119

CS 77

ONTWATERING RAMEN NAAR BUITENDRAAIEND
DRAINAGE FENETRES OUVRANT VERS L'EXTERIEUR
DRAINAGE OUTWARD OPENING WINDOWS
ENTWAESSERUNG FENSTER NACH AUSSEN OEFFNEND

	095.C500.00		095.C600.00	008.3893.XX 008.3894.XX 008.3896.XX 008.3897.XX 008.3425.XX 008.3426.XX 008.3436.XX 008.3440.XX 008.3442.XX 008.3443.XX 008.3444.XX 008.3451.XX 008.3480.XX 008.3483.XX	008.3413.XX 008.3414.XX 008.3416.XX 008.3423.XX
			097.Q200.00		
	095.C700.00		097.Q200.00		
	---		---		

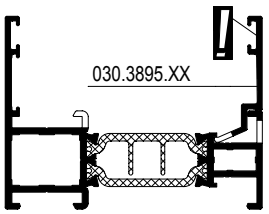

Bij gebruik van een voorgeponste glaslat dienen de ontwateringsgaten overeen te komen met de gaten van de glaslat.
En employant une parclose prépoinconnée les trous de drainage de tous les profilés doivent correspondre aux trous de la parclose.
When using prepunched glazing beads the drainage holes of all profiles should correspond with the holes of the glazing bead.
Bei Anwendung vorgelochter Glasleisten sollen die Entwässerungslöcher aller Profilen mit den Löchern der Glasleiste übereinstimmen.

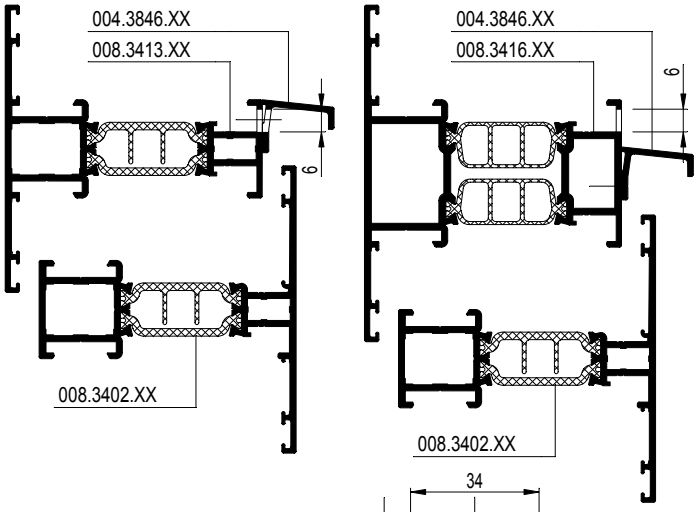

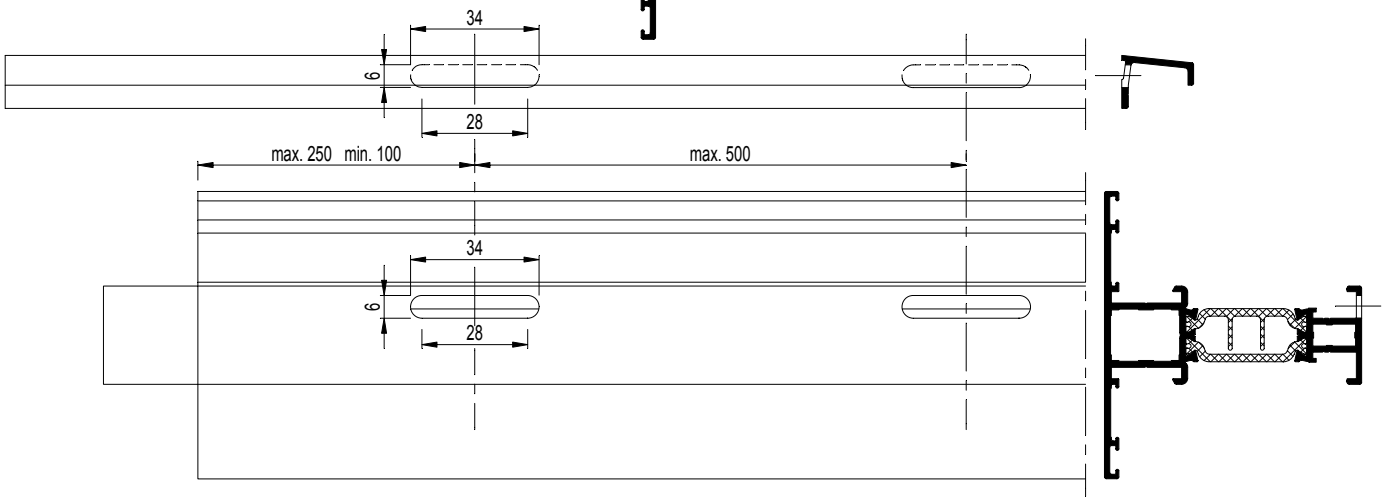

D0078133

CS 77

ONTWATERING VLEUGEL RAMEN NAAR BUITENDRAAIEND
DRAINAGE OUVRANT FENETRES OUVRANT VERS L'EXTERIEUR
DRAINAGE VENT OUTWARD OPENING WINDOWS
ENTWAESSERUNG FLUEGEL FENSTER NACH AUSSEN OEFFNEND

	095.C500.00		097.Q300.00	008.3402.XX 008.3412.XX 008.3421.XX 008.3492.XX

	---		---	

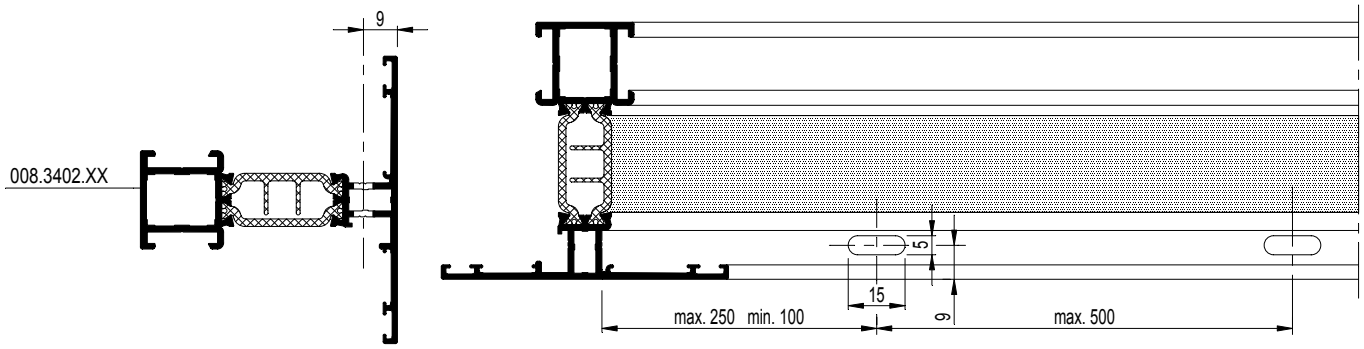

D0078133

CS 77

VERBORGEN ONTWATERING
DRAINAGE CACHE
HIDDEN DRAINAGE
VERDECKTER ENTWAESSERUNG

---		---	008.3125.XX 008.3136.XX 008.3140.XX 008.3183.XX 008.0525.XX

---		---	

		SBZ 122 SBZ 140	

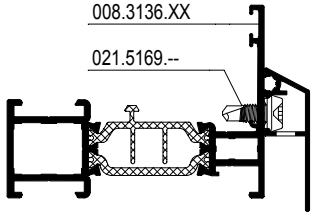

SBZ 122 - SBZ 140

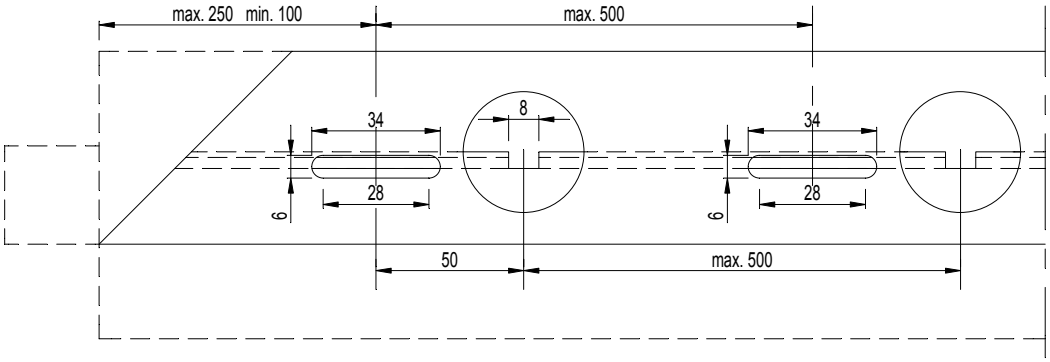

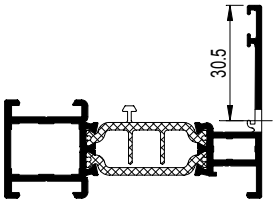

---		---	048.0919.XX

---		---	

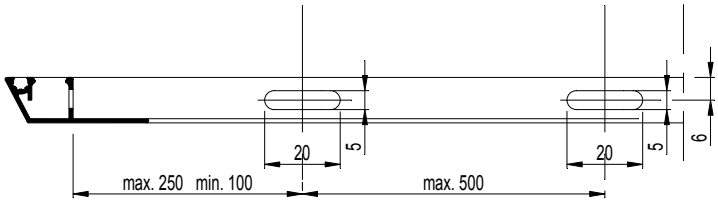

D0078120

CS 77

VERBORGEN ONTWATERING
DRAINAGE CACHE
HIDDEN DRAINAGE
VERDECKTER ENTWAESSERUNG

			008.0541.XX
---		---	

---		---	

		SBZ 122 SBZ 140	

SBZ 122 - SBZ 140

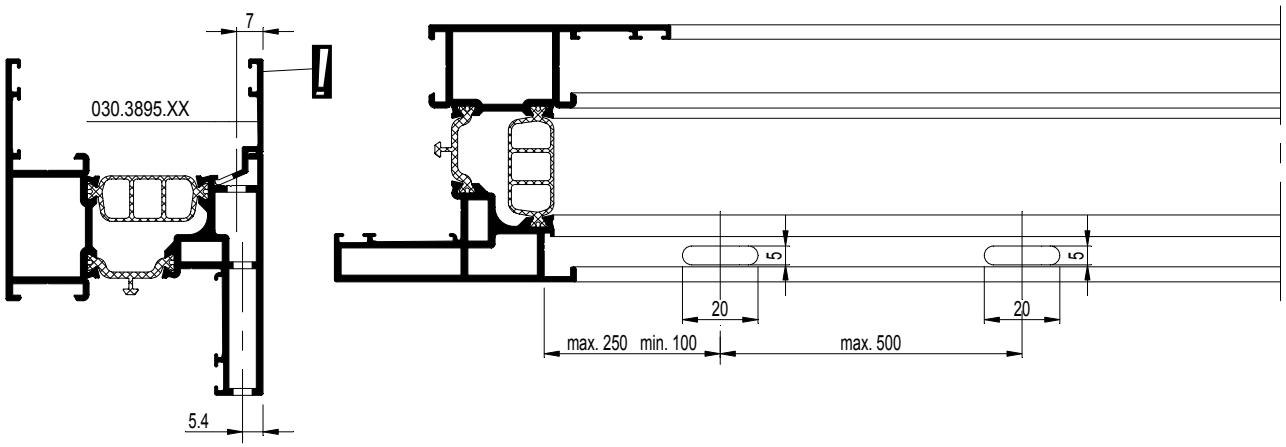

Bij gebruik van een voorgeponste glaslat dienen de ontwateringsgaten overeen te komen met de gaten van de glaslat.
En employant une parclose prépoinconnée les trous de drainage de tous les profilés doivent correspondre aux trous de la parclose.
When using prepunched glazing beads the drainage holes of all profiles should correspond with the holes of the glazing bead.
Bei Anwendung vorgelochter Glasleisten sollen die Entwässerungslöcher aller Profilen mit den Löchern der Glasleiste übereinstimmen.

D0078120

CS 77

VERBORGEN ONTWATERING
DRAINAGE CACHE
HIDDEN DRAINAGE
VERDECKTER ENTWAESSERUNG

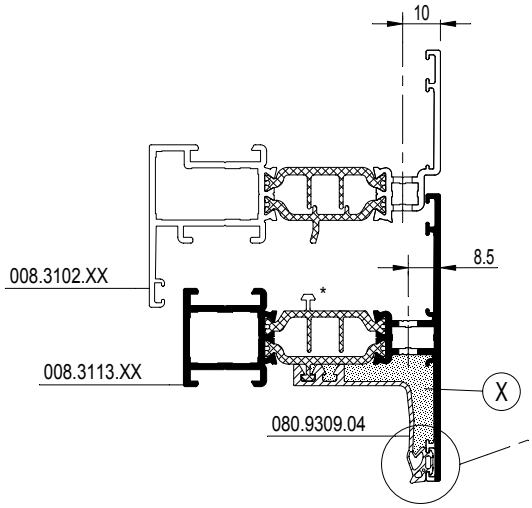

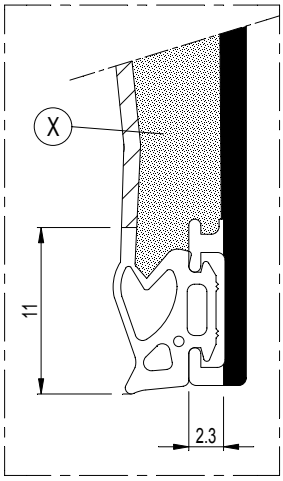

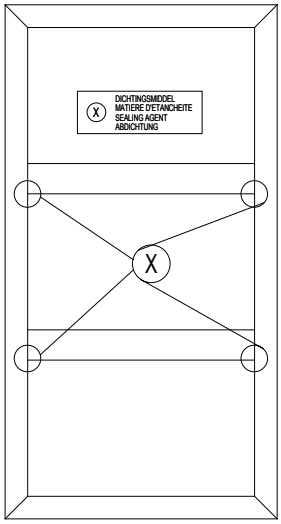

095.C500.00		097.Q300.00	008.3113.XX 008.3120.XX 008.3114.XX 008.3123.XX

---		---	
		*097.0381.00	

*enkel bij vast raam
*seulement pour fenêtre fixe
*only for fixed window
*nur bei festverglasung

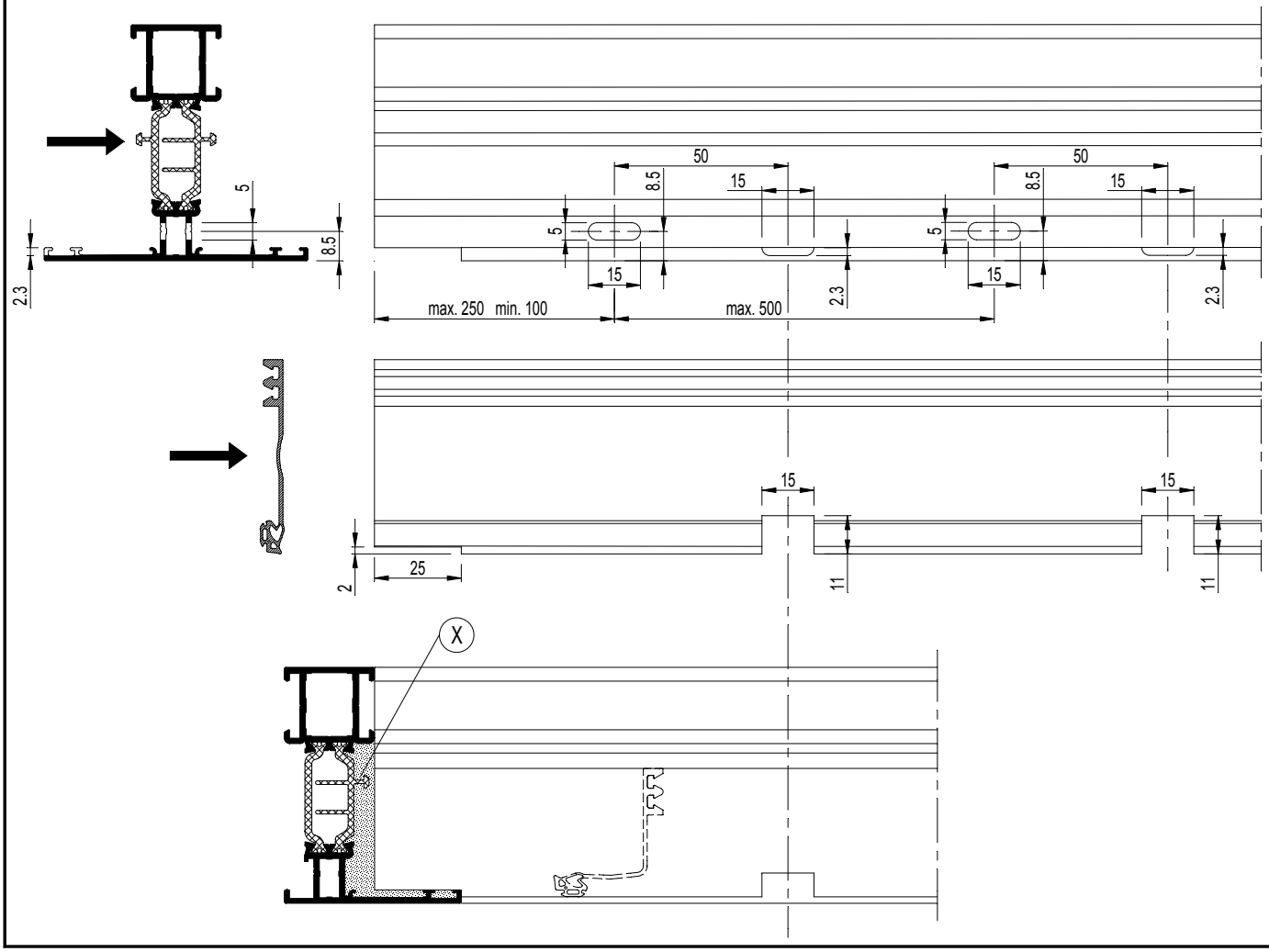

D0078121

Montagetekeningen
Fabrication et montage
Assembly drawings
Montagezeichnungen

13.F.020
03/2010

CS 77

ONTWATERING RAAMDEUREN NAAR BINNENDRAAIEND
DRAINAGE PORTES-FENETRES OUVRANT VERS L'INT.
DRAINAGE WINDOW-DOORS INWARD OPENING
ENTWAESSERUNG FENSTERTUEREN NACH INNEN OEFFNEND

			008.3121.XX
095.C500.00		---	
		097.P900.00	
097.0082.00		097.A700.00	
		097.0373.00	

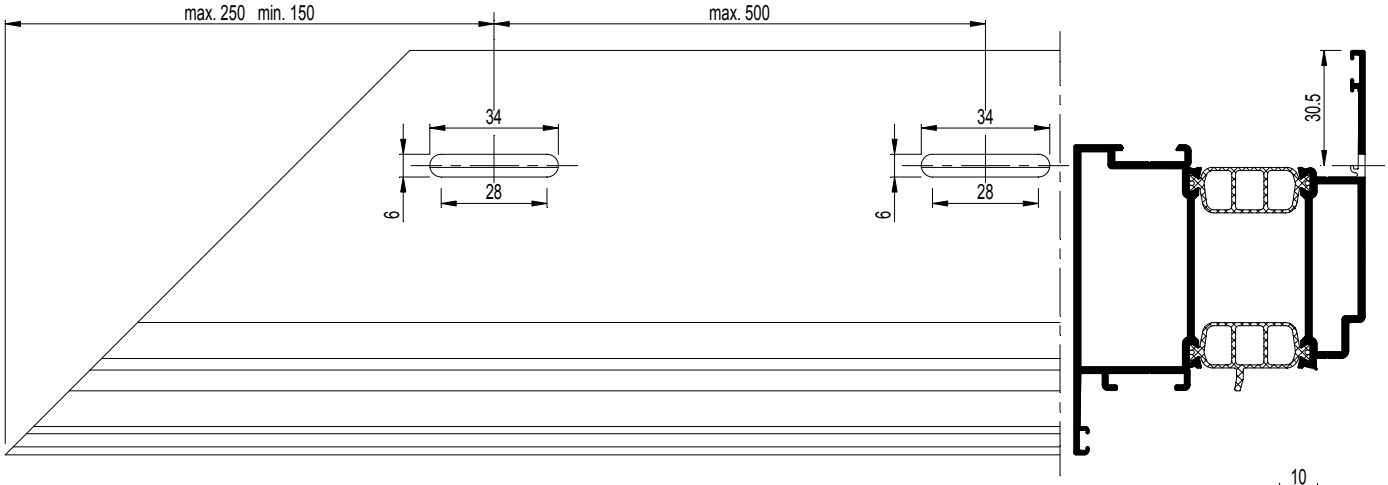

			008.3121.XX
095.C500.00		097.Q300.00	

097.0082.00		097.A400.00	

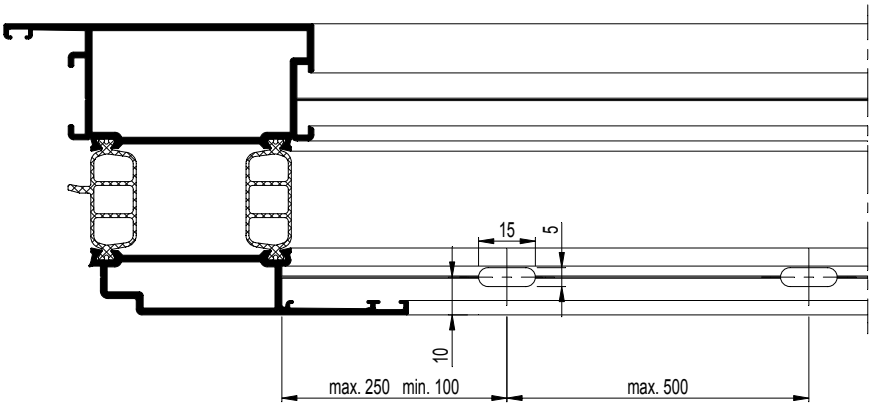

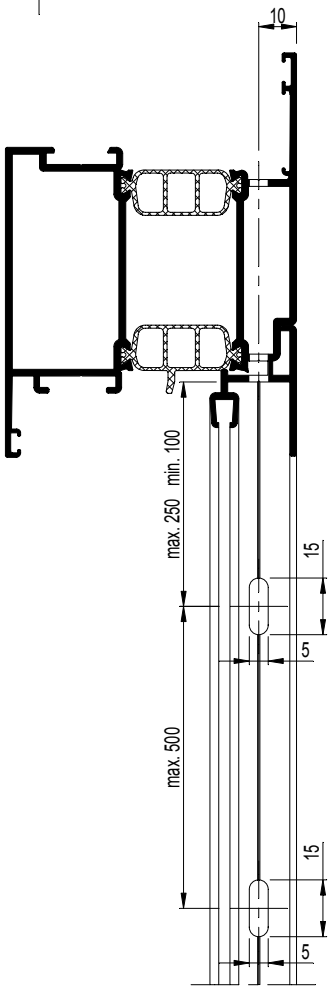

D0078121

CS 77-Re

ONTWATERING RAAMDEUREN NAAR BINNENDRAAIEND
DRAINAGE PORTES-FENETRES OUVRANT VERS L'INT.
DRAINAGE WINDOW-DOORS INWARD OPENING
ENTWAESSERUNG FENSTERTUEREN NACH INNEN OEFFNEND

				008.3221.XX
	095.C500.00		097.Q300.00	

	---		---	

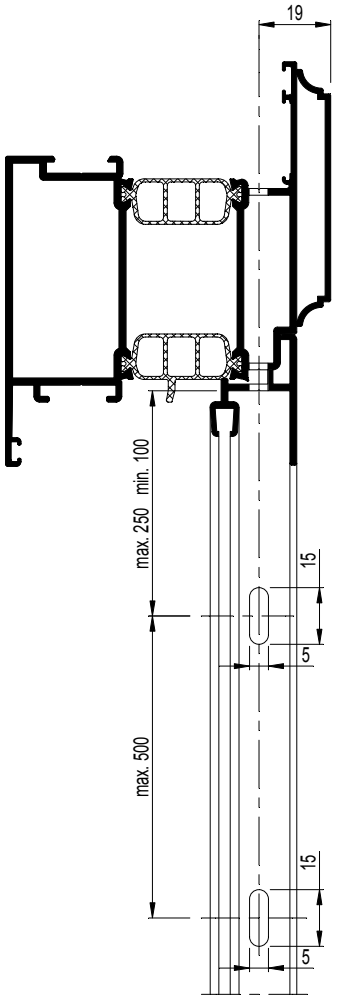

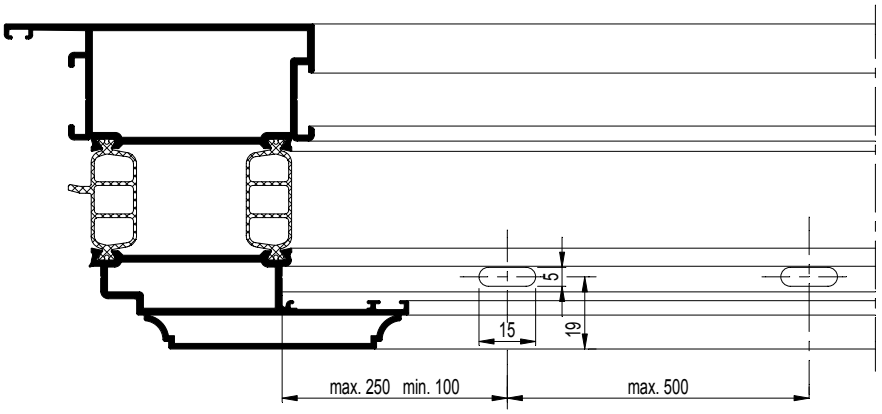

D0078122

CS 77

ONTWATERING RAAMDEUREN NAAR BUITENDRAAIEND
DRAINAGE PORTES-FENETRES OUVRANT VERS L'EXT.
DRAINAGE WINDOW-DOORS OUTWARD OPENING
ENTWAESSERUNG FENSTERTUEREN NACH AUSSEN OEFFNEND

	095.C500.00		095.C600.00	008.3052.XX 008.3402.XX 008.3412.XX 008.3421.XX 008.3492.XX
			097.P900.00	
	---		---	
			097.0373.00	
			SBZ 122 SBZ 140	

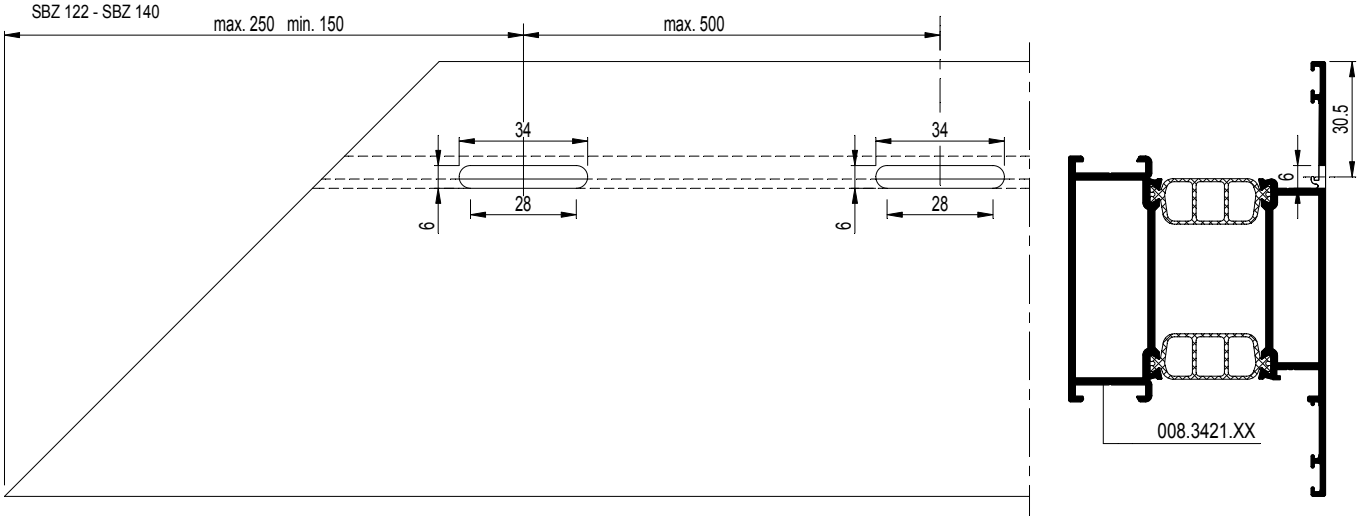

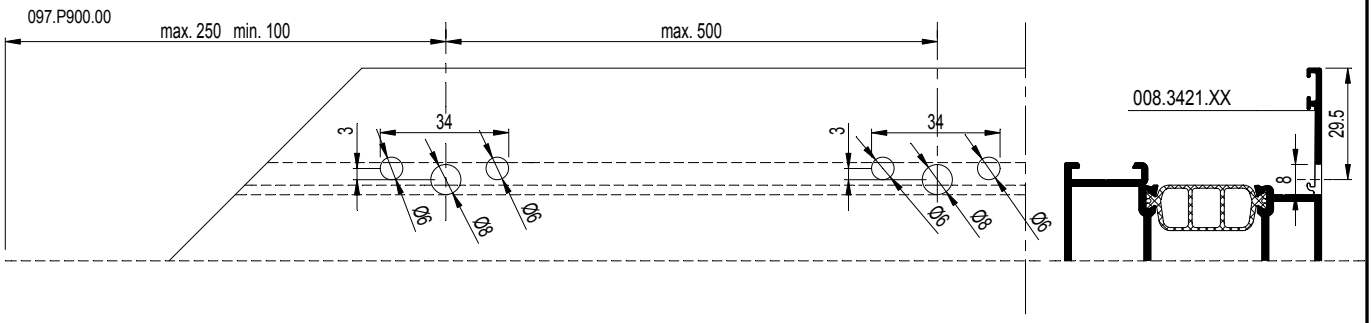

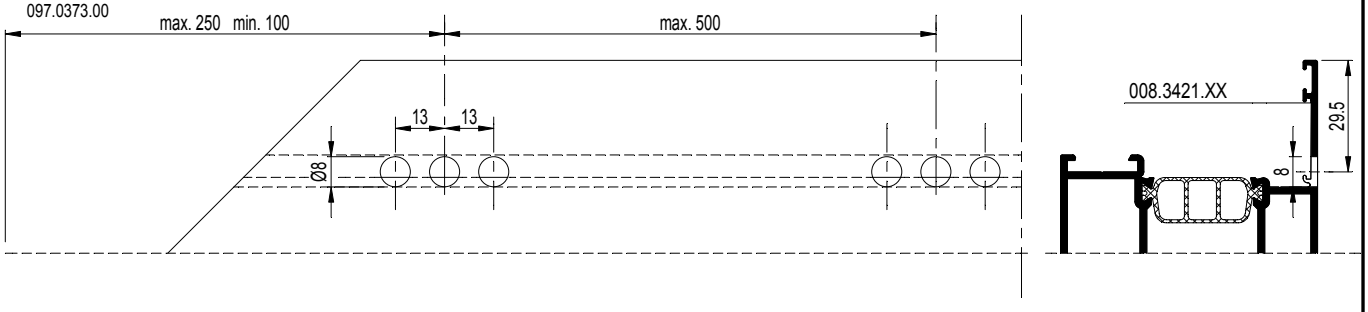

D0078122

CS 77

ONTWATERING T-PROFIEL
DRAINAGE TRAVERSE
DRAINAGE TRANSOM-MULLION
ENTWAESSERUNG SPROSSE

	095.C500.00		095.C600.00	008.3004.XX 0K8.3817.XX 008.3113.XX 0K8.3824.XX 008.3114.XX 0K8.3847.XX 008.3120.XX 0K8.3850.XX 008.3123.XX 0K8.3854.XX 008.3813.XX 008.0155.XX 008.3814.XX 0K8.0155.XX 008.3817.XX 008.0544.XX 008.3820.XX 008.0142.XX 008.3823.XX 008.0010.XX 008.3824.XX 008.0011.XX 008.3847.XX 008.3850.XX 008.3854.XX
			097.P900.00	
	095.C700.00		097.P900.00	
	---		---	
			*097.0381.00	
			SBZ 122 SBZ 140	

097.P900.00

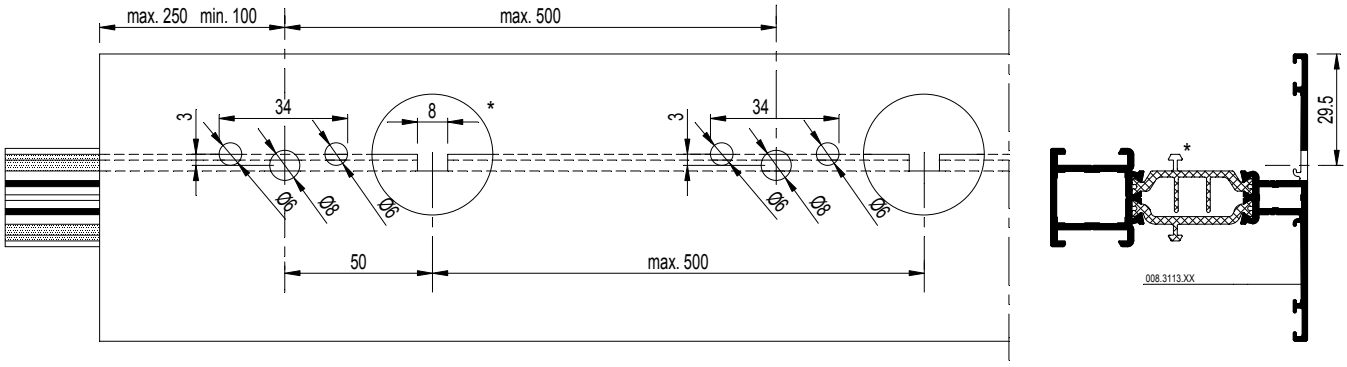

SBZ 122 - SBZ 140

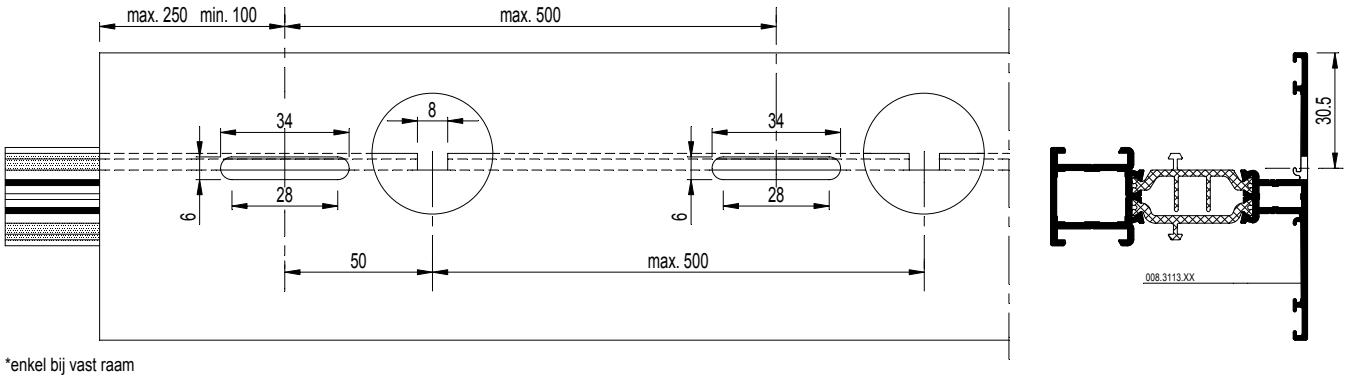

*enkel bij vast raam
*seulement pour fenêtre fixe
*only for fixed window
*nur bei Festverglasung

D0078125

CS 77

ONTWATERING T-PROFIEL
DRAINAGE TRAVERSE
DRAINAGE TRANSOM-MULLION
ENTWAESSERUNG SPROSSE

	---		---	008.3004.XX 0K8.3817.XX 008.3113.XX 0K8.3824.XX 008.3114.XX 0K8.3847.XX 008.3120.XX 0K8.3850.XX 008.3123.XX 0K8.3854.XX 008.3813.XX 008.0155.XX 008.3814.XX 0K8.0155.XX 008.3817.XX 008.0142.XX 008.3820.XX 008.0010.XX 008.3823.XX 008.0011.XX 008.3824.XX 008.3111.XX 008.3847.XX 008.3850.XX 008.3854.XX

	---		---	
	---		---	
			097.0373.00 *097.0381.00	

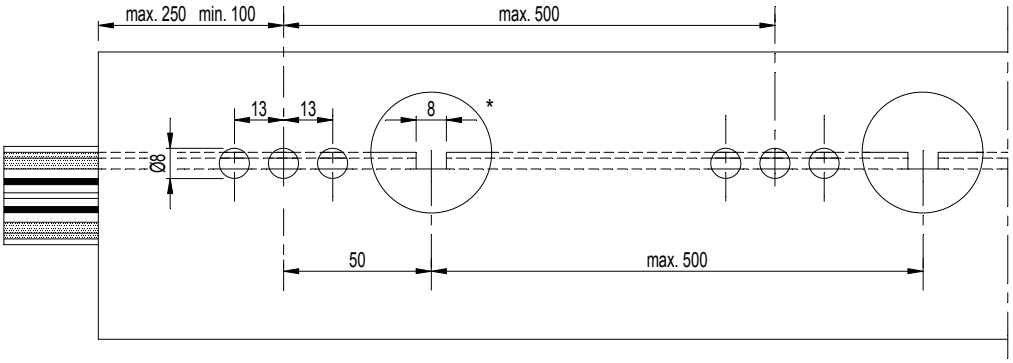

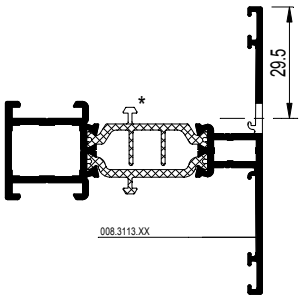

Ontwatering

VOLGORDE
1. Correct ponsen, boren of frezen
2. Ontbramen (Indien noodzakelijk)
3. Stof en zaagresten verwijderen
4. Ontvetten met Reynafinish 60, art. nr. 086.9210.--
5. Reynaprotector aanbrengen, art. nr. 086.9209.--

Drainage

ORDRE
1. Poinçonnage, forage ou fraisage correct
2. Ebavurage (si nécessaire)
3. Enlèvement des poussières et des copeaux
4. Dégraissage avec Reynafinish 60, art. nr. 086.9210.--
5. Application de Reynaprotector, art. nr. 086.9209.--

Drainage

SEQUENCE
1. Correct punching, drilling or milling
2. Deburring (if necessary)
3. Removing dust and saw-dust
4. Degreasing with Reynafinish 60, art. nr. 086.9210.--
5. Applying Reynaprotector, art. nr. 086.9209.--

Entwässerung

REIHENFOLGE
1. Stanzen, bohren oder fräsen
2. Entgraten (falls erforderlich)
3. Staub und Sägereste entfernen
4. Entfetten mit Reynafinish 60, art. nr. 086.9210.--
5. Reynaprotector aufbringen, art. nr. 086.9209.--

D0078125

CS 77

ONTWATERING DEURVLEUGEL
DRAINAGE OUVRANT DE PORTE
DRAINAGE DOOR VENT
ENTWAESSERUNG TUERFLEUGEL

	---		---	008.2014.XX 008.2026.XX

	---		---	
	---		---	

			SBZ 122 SBZ 140	

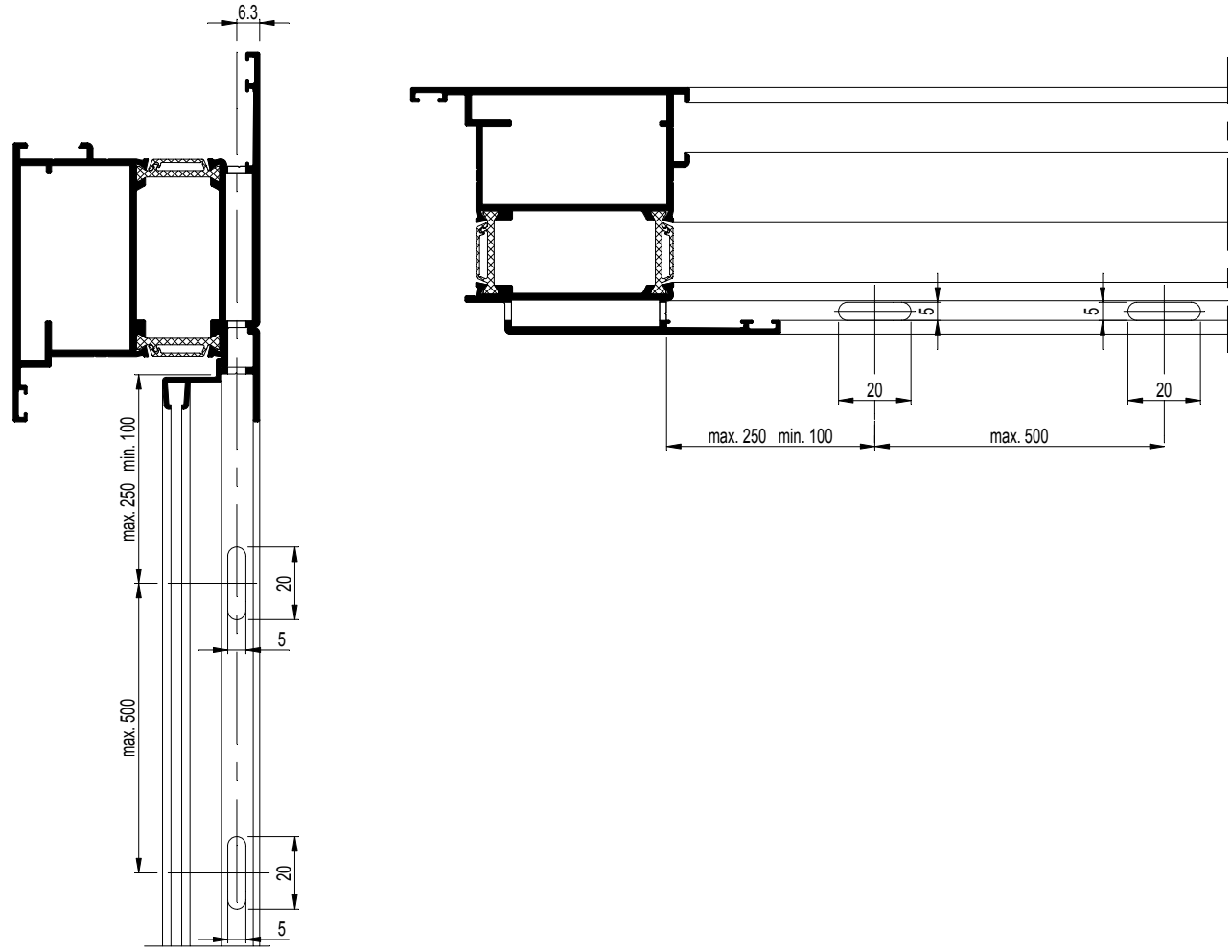

schaal - échelle
scale - Maßstab
1/2

D0078126

CS 77

ONTWATERING DEURVLEUGEL
DRAINAGE OUVRANT DE PORTE
DRAINAGE DOOR VENT
ENTWAESSERUNG TUERFLEUGEL

REYNAERS aluminium

				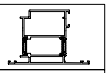
	095.C500.00		095.C600.00	008.2014.XX 008.2026.XX
			097.P900.00	
	095.C700.00		097.P900.00	
	---		---	
			097.0658.00	
			SBZ 122 SBZ 140	

097.P900.00

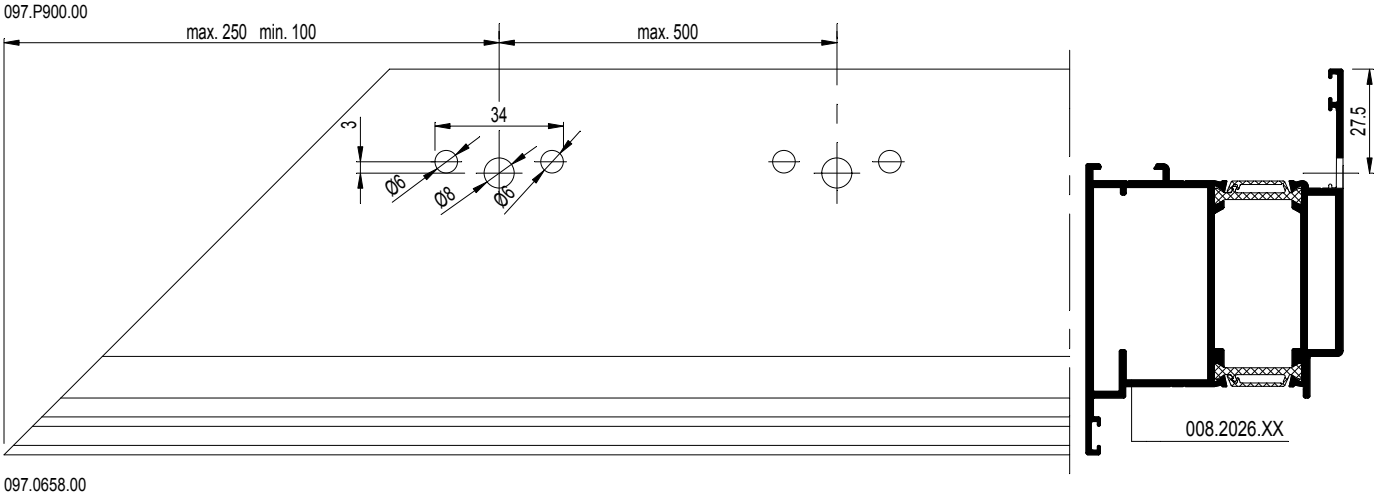

097.0658.00

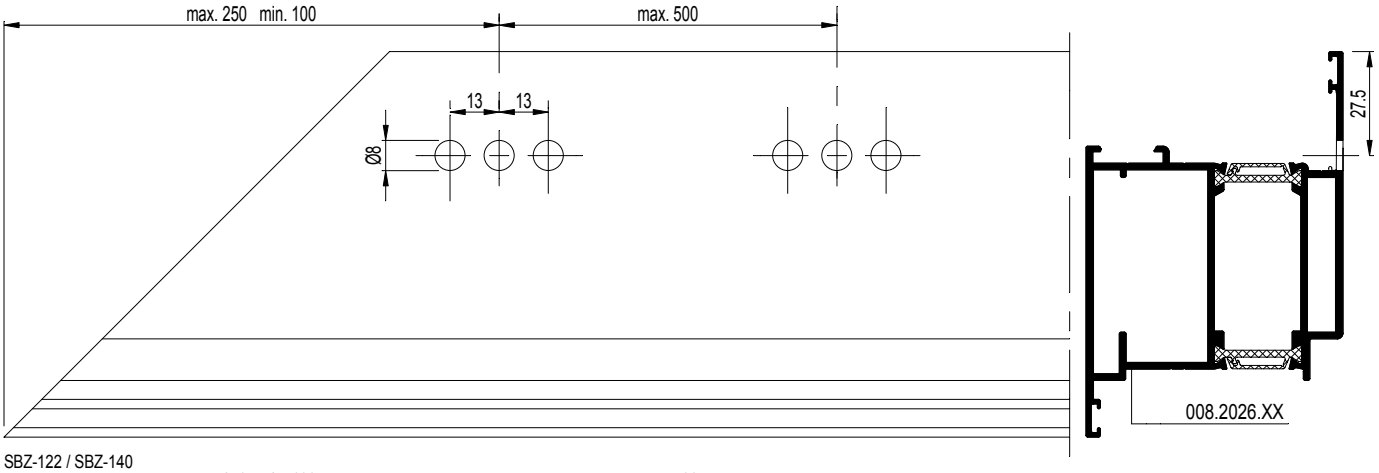

SBZ-122 / SBZ-140

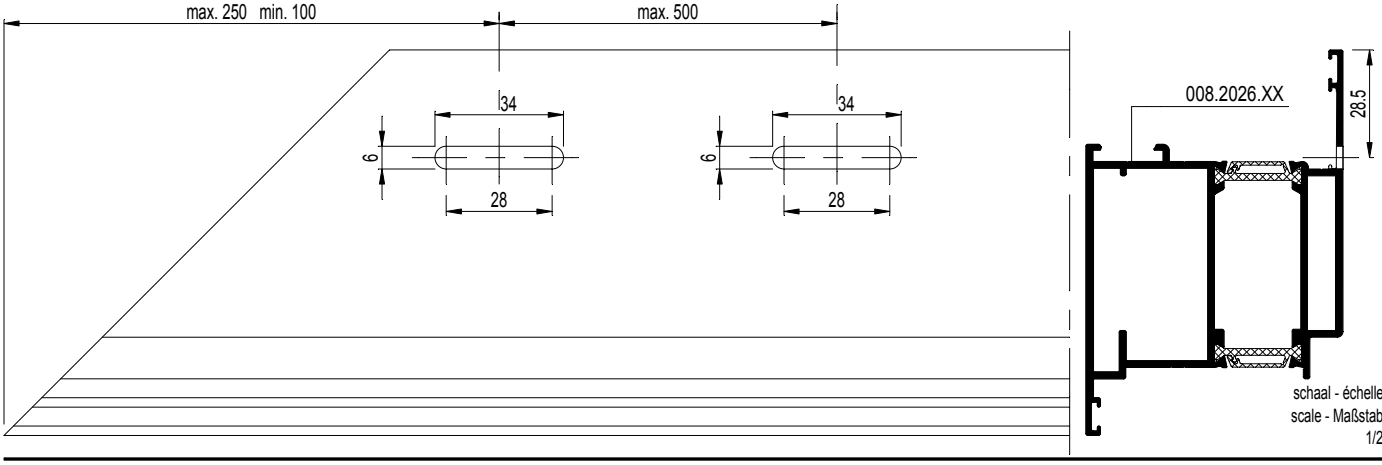

schaal - échelle
scale - Maßstab
1/2

D0078126

CS 77

ONTWATERING 'BODEMPROFIEL 150Pa'
DRAINAGE 'PROFILE DE SEUIL 150Pa'
DRAINAGE 'FLOOR PROFILE 150Pa'
ENTWAESSERUNG 'SCHWELLE 150Pa'

	---		---	008.0874.XX

	---		---	
	---		---	

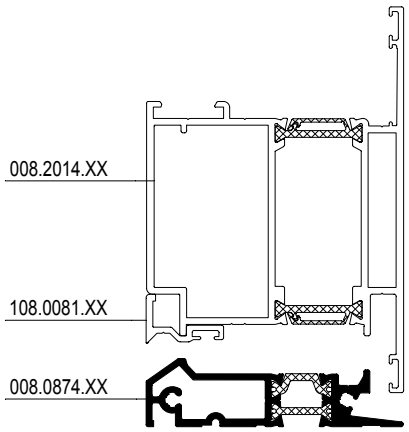

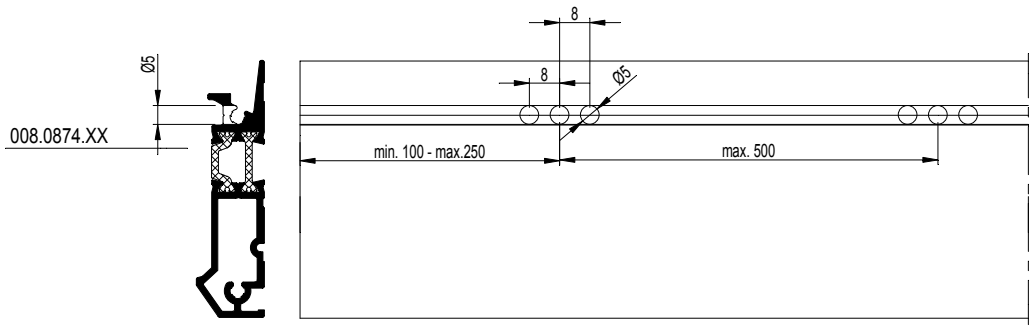

OF - OU - OR - ODER

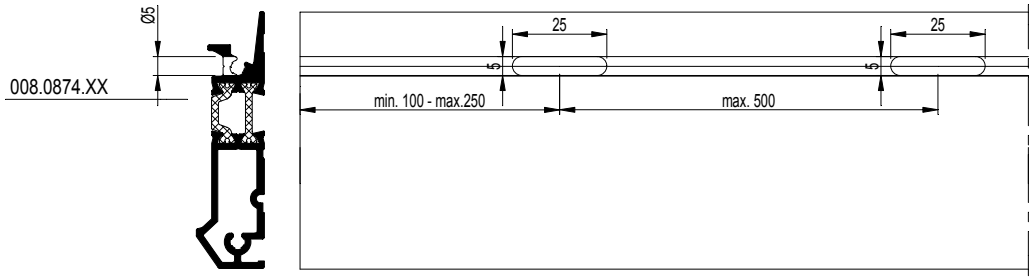

D0078127

CS 77

ONTWATERING 'BODEMPROFIEL 150Pa'
DRAINAGE 'PROFILE DE SEUIL 150Pa'
DRAINAGE 'FLOOR PROFILE 150Pa'
ENTWAESSERUNG 'SCHWELLE 150Pa'

				008.0873.XX
	---		---	

	---		---	
	---		---	

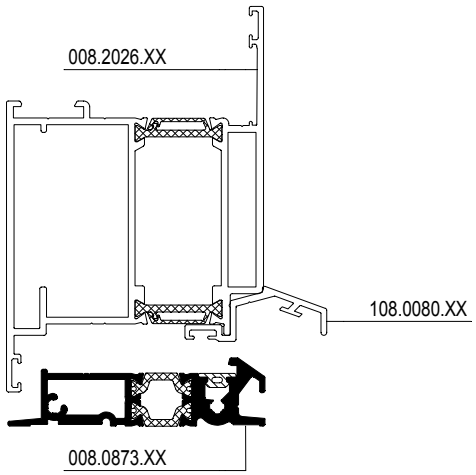

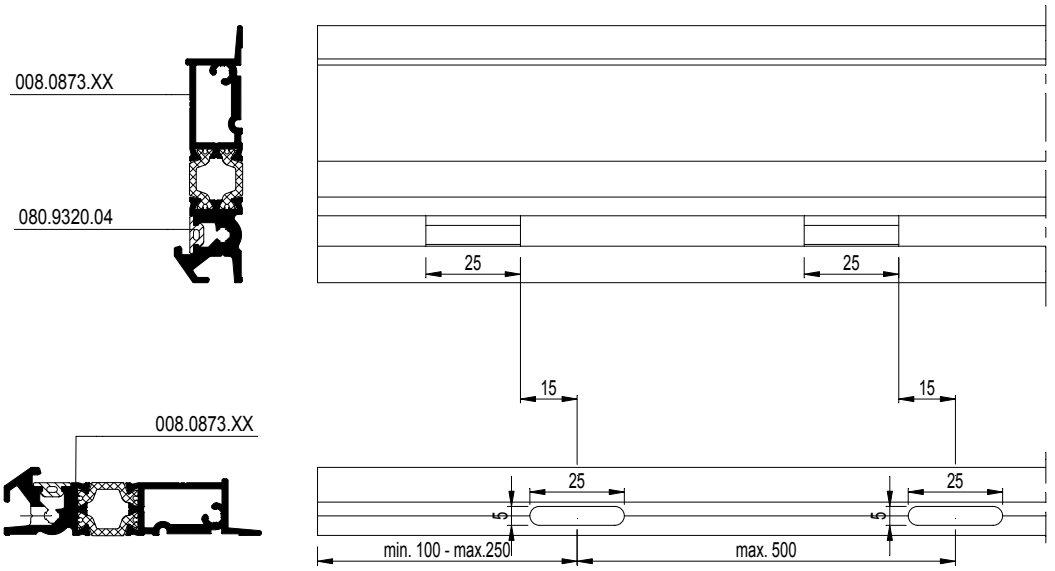

Ontwatering

VOLGORDE
1. Correct ponsen, boren of frezen
2. Ontbramen (Indien noodzakelijk)
3. Stof en zaagresten verwijderen
4. Ontvetten met Reynafinish 60, art. nr. 086.9210.--
5. Reynaprotector aanbrengen, art. nr. 086.9209.--

Drainage

ORDRE
1. Poinçonnage, forage ou fraisage correct
2. Ebavurage (si nécessaire)
3. Enlèvement des poussières et des copeaux
4. Dégraissage avec Reynafinish 60, art. nr. 086.9210.--
5. Application de Reynaprotector, art. nr. 086.9209.--

Drainage

SEQUENCE
1. Correct punching, drilling or milling
2. Deburring (if necessary)
3. Removing dust and saw-dust
4. Degreasing with Reynafinish 60, art. nr. 086.9210.--
5. Applying Reynaprotector, art. nr. 086.9209.--

Entwässerung

REIHENFOLGE
1. Stanzen, bohren oder fräsen
2. Entgraten (falls erforderlich)
3. Staub und Sägereste entfernen
4. Entfetten mit Reynafinish 60, art. nr. 086.9210.--
5. Reynaprotector aufbringen, art. nr. 086.9209.--

schaal - échelle
scale - Maßstab
1/2

D0078127

CS 77

DECOMPRESSIE
DECOMPRESSION
DECOMPRESSION
DEKOMPRESSION

DECOMPRESSIE Ø5 IN DE VLEUGEL
DECOMPRESSION Ø5 DANS L' OUVRANT
DECOMPRESSION Ø5 IN THE VENT
DEKOMPRESSION Ø5 IM FLUEGEL

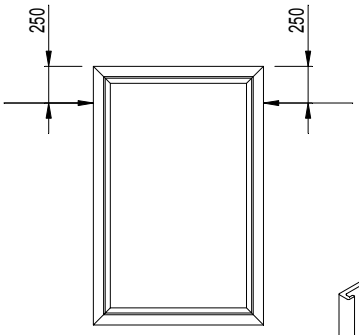

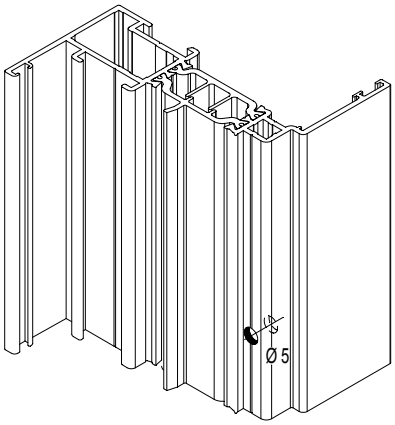

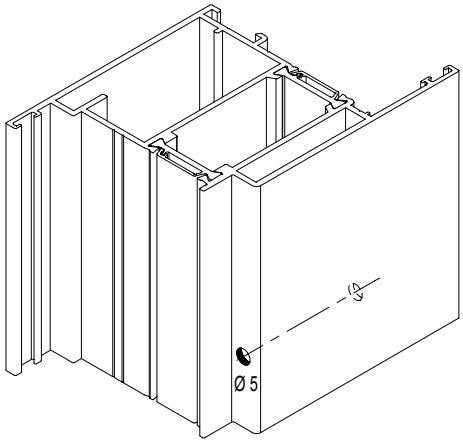

DECOMPRESSIE IN DE DEUR
DECOMPRESSION DANS LA PORTE
DECOMPRESSION IN THE DOOR
DEKOMPRESSION IM TUER



DECOMPRESSIE IN VAST RAAM
DECOMPRESSION DANS CHASSIS FIXE
DECOMPRESSION IN FIXED WINDOW
DEKOMPRESSION IN DER FESTVERGLASUNG

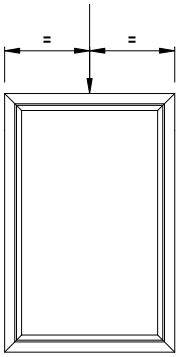

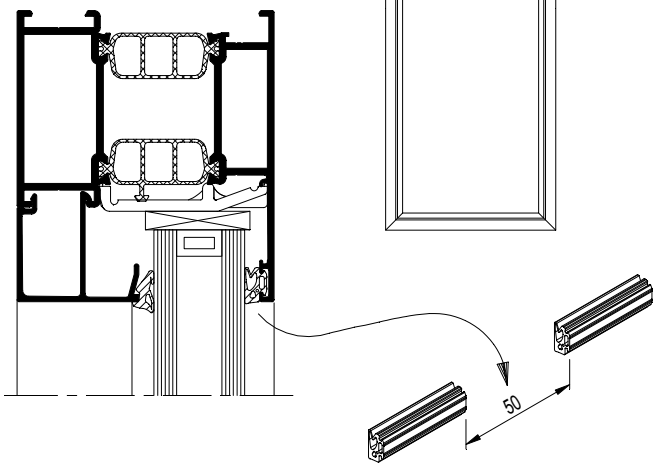

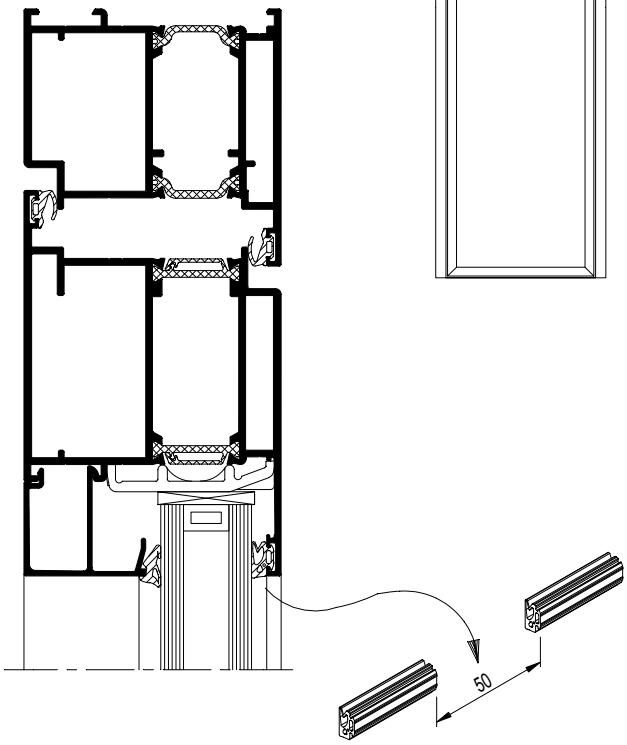

D0075811

DECOMPRESSIE Ø5 IN VAST RAAM (008.3139.XX)
DECOMPRESSION Ø5 DANS CHASSIS FIXE (008.3139.XX)
DECOMPRESSION Ø5 IN FIXED WINDOW (008.3139.XX)
DEKOMPRESSION Ø5 IN DER FESTVERGLASUNG (008.3139.XX)

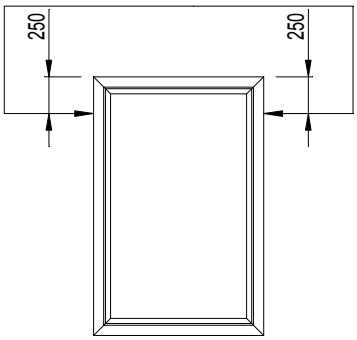

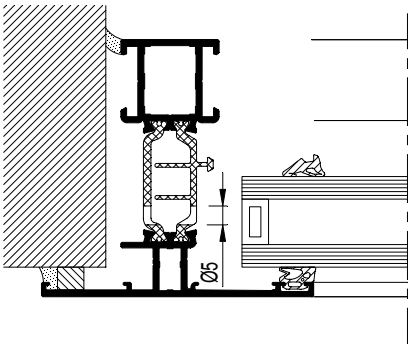

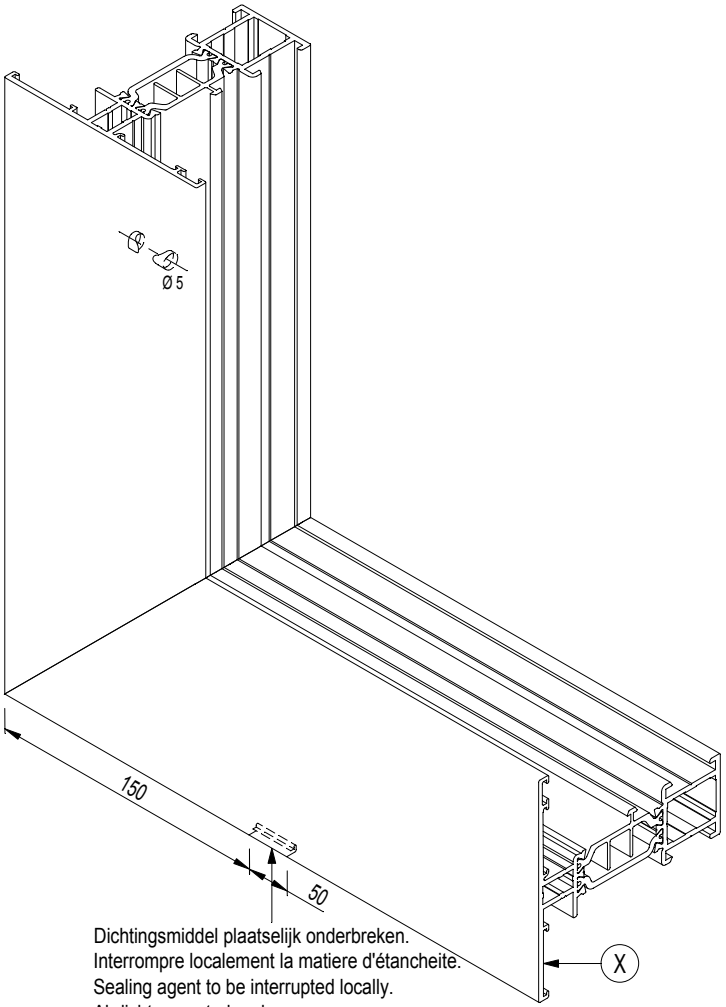

Dichtingsmiddel plaatselijk onderbreken.
Interrompre localement la matiere d'étancheite.
Sealing agent to be interrupted locally.
Abdichtung unterbrechen.

(X) DICHTINGSMIDDEL
MATIERE D'ETANCHEITE
SEALING AGENT
ABDICHTUNG

D0075811

CS 77

T-VERBINDER MET SCHROEF EN/OF NAGEL NAAR BINNENDRAAIEND
JONCTION-T AVEC VIS ET/OU CHEVILLE OUVRANT VERS L'INTERIEUR
T-BRACKET WITH SCREW AND/OR DRIVE PIN NACH INNEN OEFFNEND
T-VERBINDER MIT SCHRAUBE UND/ODER STIFT OPENING INWARD

REYNAERS aluminium

BIJKOMENDE INFO VOORBEREIDING/VERWERKING -> RAADPLEEG HOOFDSTUK B !
INFO COMPLEMENTAIRE PREPARATION/USINAGE -> CONSULTEZ CHAPITRE B !
ADDITIONAL INFO PREPARATION/PROCESSING -> CONSULT CHAPTER B !
ZUSAETZLICHE INFO VORBEREITUNG/VERARBEITUNG -> SIEHE KAPITEL B !

001.1492.XX
005.1492.XX
008.3492.XX

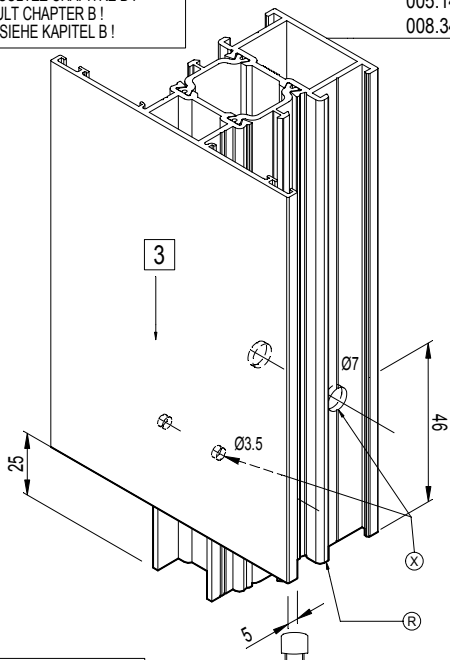

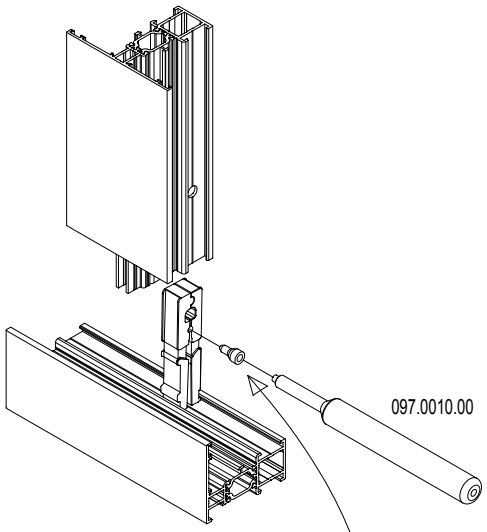

170kg		
	Max. draaggewicht 170kg Poids de portée maximale 170kg Maximal bearing weight 170kg Maximales Traggewicht 170kg	068.8740.00 068.8741.00 068.8742.00 068.8743.00

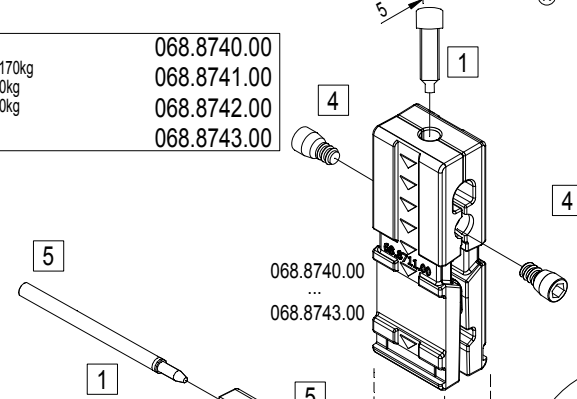

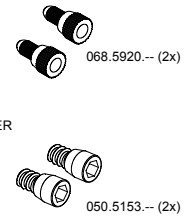

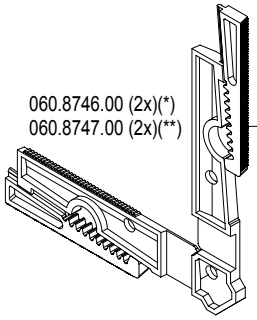

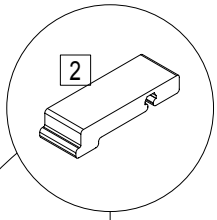

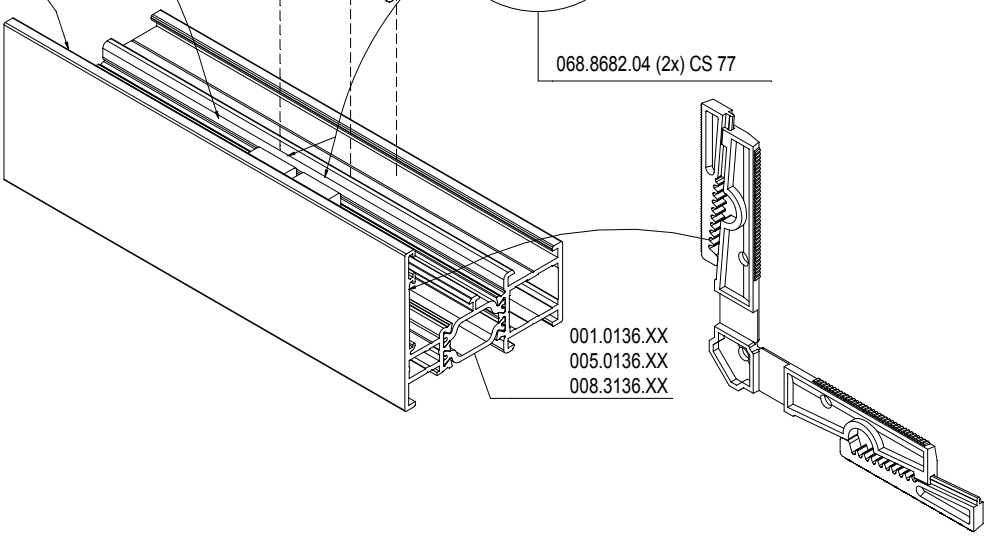

* Optioneel /à option / Optinal / Option
(**)verplicht met CS 77-HV
(**)obligé avec CS 77-HV
(**)imperative with CS 77-HV
(**)verpflichtet mitt CS 77-HV

D0009135

CS 77

T-VERBINDER MET SCHROEF EN/OF NAGEL NAAR BINNENDRAAIEND
JONCTION-T AVEC VIS ET/OU CHEVILLE OUVRANT VERS L'INTERIEUR
T-BRACKET WITH SCREW AND/OR DRIVE PIN NACH INNEN OEFFNEND
T-VERBINDER MIT SCHRAUBE UND/ODER STIFT OPENING INWARD

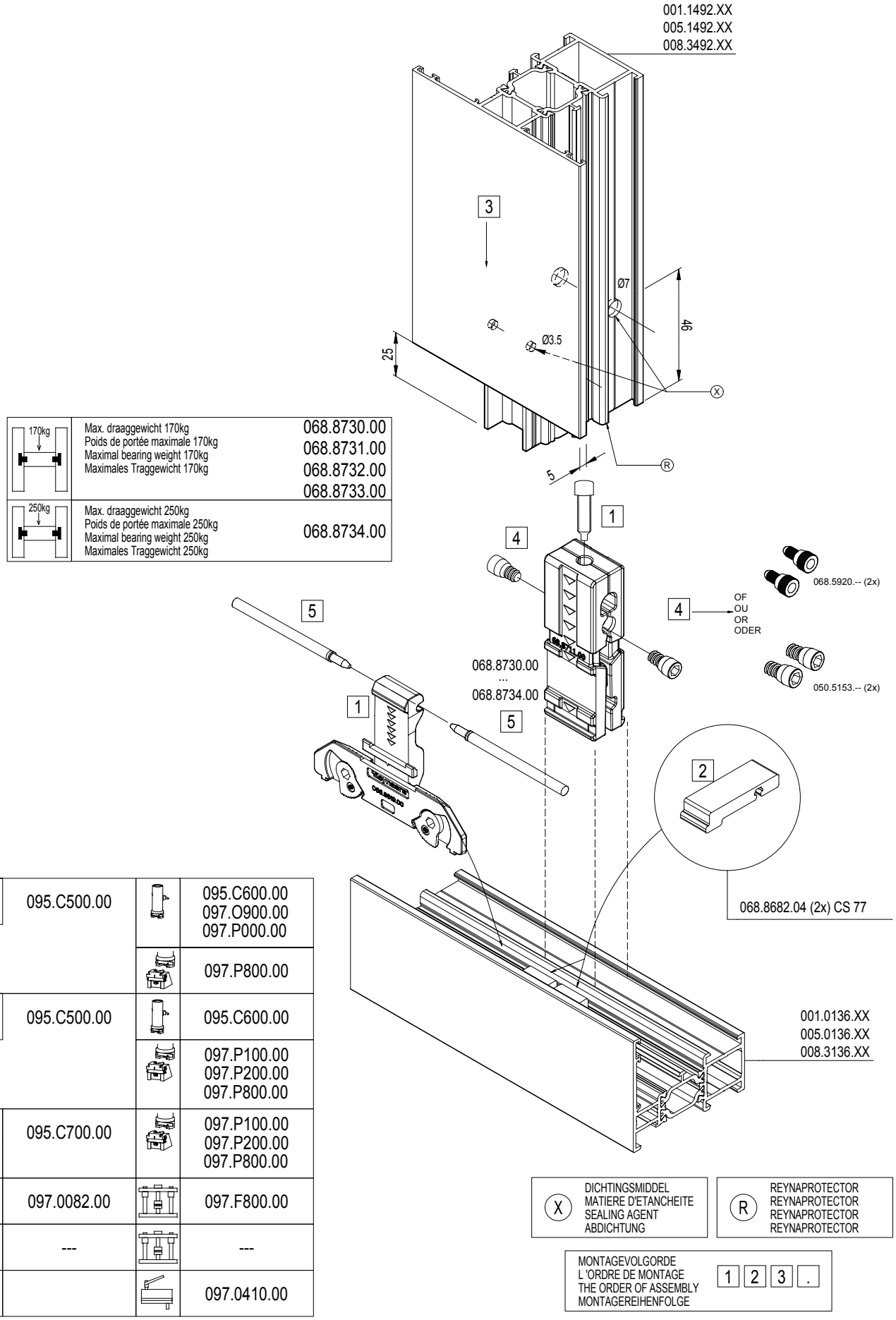

170kg	Max. draaggewicht 170kg Poids de portée maximale 170kg Maximal bearing weight 170kg Maximales Traggewicht 170kg	068.8730.00 068.8731.00 068.8732.00 068.8733.00	
250kg	Max. draaggewicht 250kg Poids de portée maximale 250kg Maximal bearing weight 250kg Maximales Traggewicht 250kg	068.8734.00	

	095.C500.00		095.C600.00 097.O900.00 097.P000.00
			097.P800.00
	095.C500.00		095.C600.00
			097.P100.00 097.P200.00 097.P800.00
	095.C700.00		097.P100.00 097.P200.00 097.P800.00
	097.0082.00		097.F800.00
	---		---
			097.0410.00

X	DICHTINGSMIDDEL MATIERE D'ETANCHEITE SEALING AGENT ABDICHTUNG
R	REYNAPROTECTOR REYNAPROTECTOR REYNAPROTECTOR REYNAPROTECTOR

MONTAGEVOLGORDE
L 'ORDRE DE MONTAGE
THE ORDER OF ASSEMBLY
MONTAGEREIHENFOLGE
1 2 3 .

D0009135

CS 77

T-VERBINDER MET SCHROEF EN/OF NAGEL NAAR BINNENDRAAIEND
JONCTION-T AVEC VIS ET/OU CHEVILLE OUVRANT VERS L'INTERIEUR
T-BRACKET WITH SCREW AND/OR DRIVE PIN NACH INNEN OEFFNEND
T-VERBINDER MIT SCHRAUBE UND/ODER STIFT OPENING INWARD

REYNAERS aluminium

068.8730.00 of - ou - or - oder 068.8740.00	068.8731.00 of - ou - or - oder 068.8741.00	068.8732.00 of - ou - or - oder 068.8742.00	068.8733.00 of - ou - or - oder 068.8743.00	068.8734.00
008.3113.XX	008.3004.XX	008.0525.XX	008.3123.XX	008.3817.XX
008.3136.XX	008.3100.XX	008.0544.XX	008.3423.XX	008.3824.XX
008.3139.XX	008.3109.XX	008.3114.XX	008.3440.XX	008.3847.XX
008.3141.XX	008.3110.XX	008.3125.XX	008.3444.XX	008.3850.XX
008.3197.XX	008.3111.XX	008.3414.XX	008.3894.XX	008.3854.XX
008.3413.XX	008.3120.XX	008.3425.XX		0K8.3817.XX
008.3436.XX	008.3183.XX	008.3451.XX		0K8.3824.XX
008.3442.XX	008.3416.XX	008.3897.XX		0K8.3847.XX
008.3826.XX	008.3443.XX	008.0155.XX*		0K8.3850.XX
008.3827.XX	008.3483.XX	0K8.0155.XX*		0K8.3854.XX
008.3859.XX	008.3860.XX			
008.3896.XX	008.3893.XX			
	0K8.3004.XX			

* ENKEL MET 068.8742.00
* SEULEMENT AVEC 068.8742.00
* ONLY WITH 068.8742.00
* NUR MITT 068.8742.00

D0075243

CS 77

T-VERBINDER MET SCHROEF EN/OF NAGEL NAAR BINNENDRAAIEND
JONCTION-T AVEC VIS ET/OU CHEVILLE OUVRANT VERS L'INTERIEUR
T-BRACKET WITH SCREW AND/OR DRIVE PIN NACH INNEN OEFFNEND
T-VERBINDER MIT SCHRAUBE UND/ODER STIFT OPENING INWARD

REYNAERS aluminium

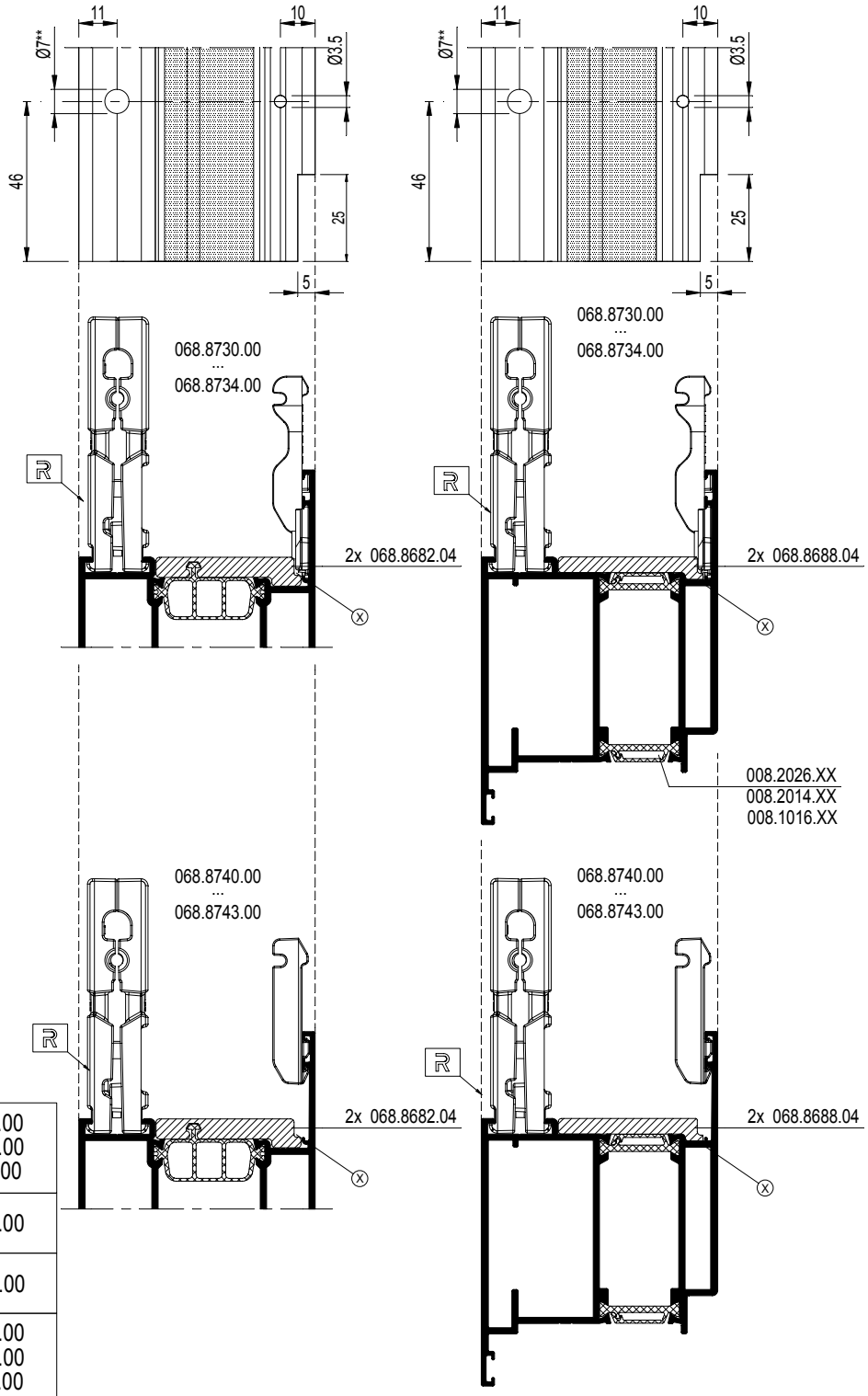

	095.C500.00		095.C600.00 097.O900.00 097.P000.00
			097.P800.00
	095.C500.00		095.C600.00
			097.P100.00 097.P200.00 097.P800.00
	095.C700.00		097.P100.00 097.P200.00 097.P800.00
	097.0082.00		097.F800.00
	---		---
			097.0410.00

X DICHTINGSMIDDEL
MATIERE D'ETANCHEITE
SEALING AGENT
ABDICHTUNG

D0075243

CS 77

T-VERBINDER MET SCHROEF EN/OF NAGEL NAAR BINNENDRAAIEND
JONCTION-T AVEC VIS ET/OU CHEVILLE OUVRANT VERS L'INTERIEUR
T-BRACKET WITH SCREW AND/OR DRIVE PIN NACH INNEN OEFFNEND
T-VERBINDER MIT SCHRAUBE UND/ODER STIFT OPENING INWARD

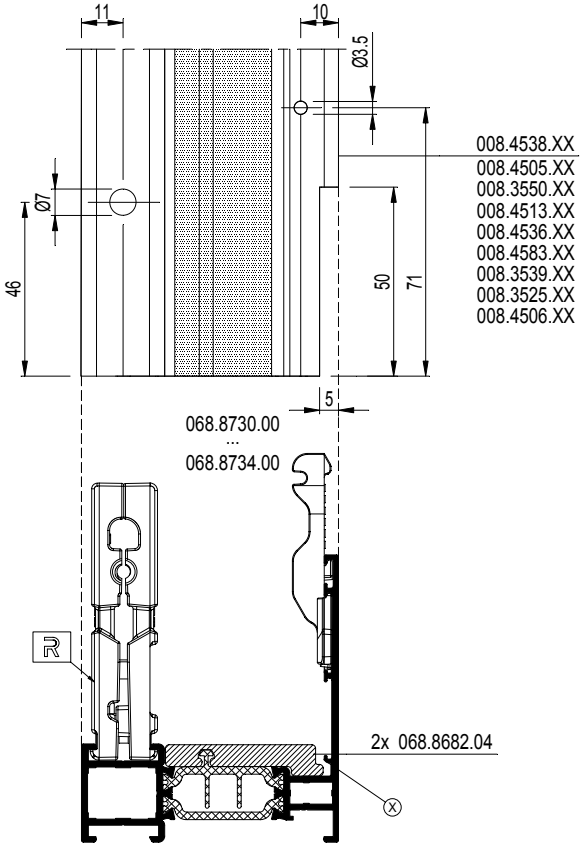

	---		--- --- ---

	---		---
			--- --- ---
	---		--- --- ---
	---		---
			097.0434.XX

X DICHTINGSMIDDEL
MATIERE D'ETANCHEITE
SEALING AGENT
ABDICHTUNG

D0009141

CS 77

T-VERBINDER MET SCHROEF EN/OF NAGEL NAAR BINNENDRAAIEND
JONCTION-T AVEC VIS ET/OU CHEVILLE OUVRANT VERS L'INTERIEUR
T-BRACKET WITH SCREW AND/OR DRIVE PIN NACH INNEN OEFFNEND
T-VERBINDER MIT SCHRAUBE UND/ODER STIFT OPENING INWARD

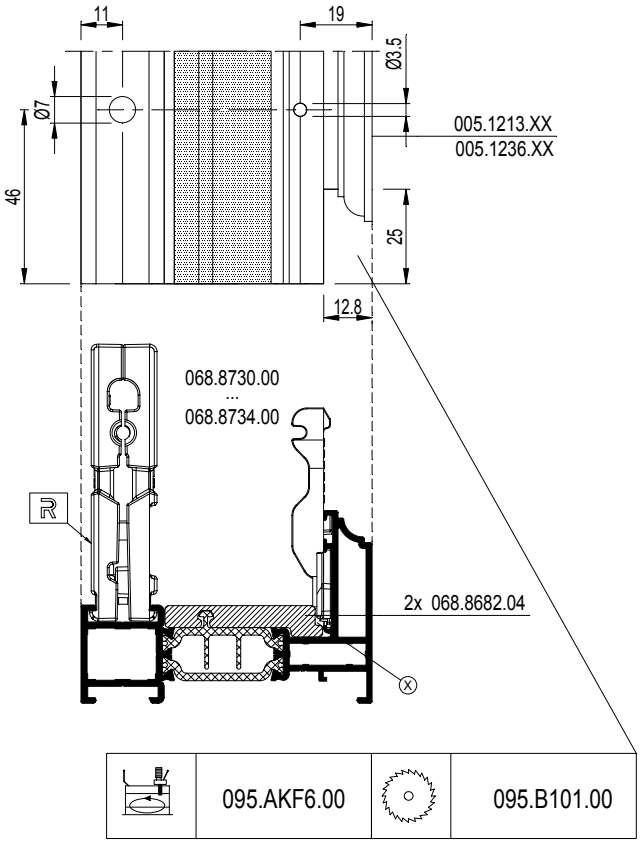

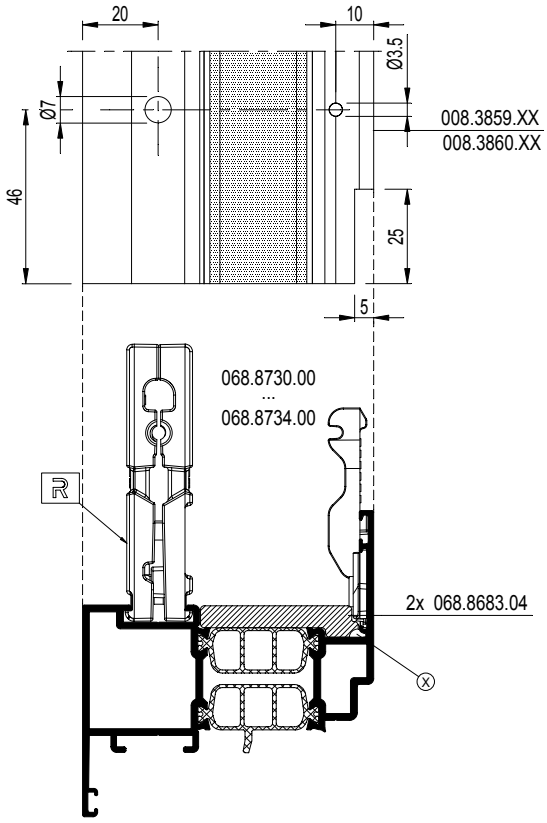

	095.C500.00		095.C600.00 097.O900.00 097.P000.00
			097.P800.00
	095.C500.00		095.C600.00
			097.P100.00 097.P200.00 097.P800.00
	095.C700.00		097.P100.00 097.P200.00 097.P800.00
	---		---
			097.0410.00

D0009141

CS 77

T-VERBINDER MET SCHROEF EN/OF NAGEL NAAR BUITENDRAAIEND
JONCTION-T AVEC VIS ET/OU CHEVILLE OUVRANT VERS L'EXTERIEUR
T-BRACKET WITH SCREW AND/OR DRIVE PIN NACH AUSSEN
T-VERBINDER MIT SCHRAUBE UND/ODER STIFT OPENING OUTWARD

REYNAERS aluminium

	095.C500.00		095.C600.00
			097.P100.00 097.P200.00 097.P800.00
			097.0410.00
	095.C500.00		095.C600.00 097.O900.00 097.P000.00
			097.P800.00
			097.0410.00

D0009137

CS 77

T-VERBINDER MET SCHROEF EN/OF NAGEL NAAR BUITENDRAAIEND
JONCTION-T AVEC VIS ET/OU CHEVILLE OUVRANT VERS L'EXTERIEUR
T-BRACKET WITH SCREW AND/OR DRIVE PIN NACH AUSSEN
T-VERBINDER MIT SCHRAUBE UND/ODER STIFT OPENING OUTWARD

REYNAERS aluminium

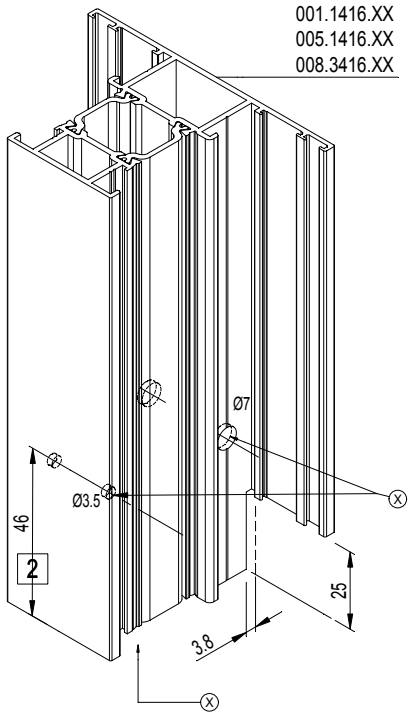

170kg	Max. draaggewicht per set 150kg Poids de portée maximale par set 150kg Maximal bearing weight per set 150kg Maximales Traggewicht pro Satz 150kg	068.8735.00 068.8736.00 068.8737.00 068.8738.00
250kg	Max. draaggewicht per set 250kg Poids de portée maximale par set 250kg Maximal bearing weight per set 250kg Maximales Traggewicht pro Satz 250kg	068.8739.00

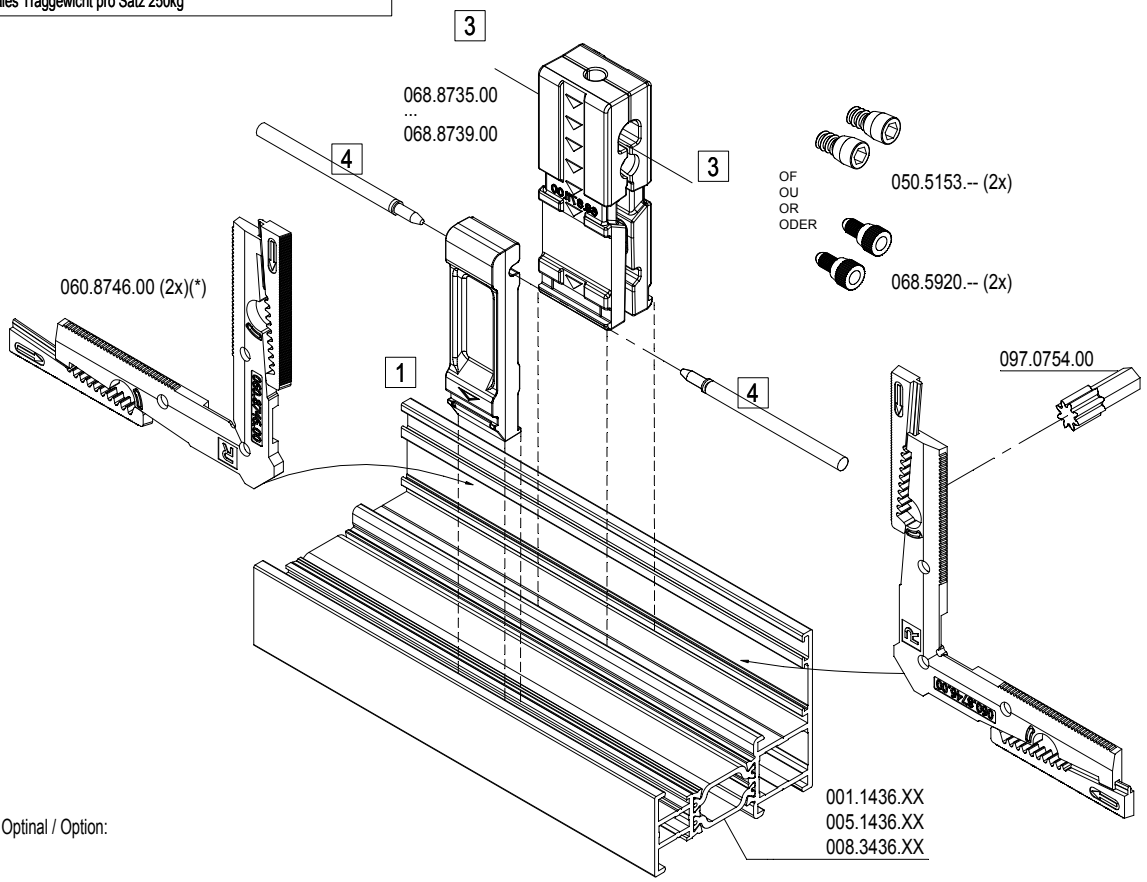

* Optioneel /à option / Optinal / Option:

X DICHTINGSMIDDEL
MATIERE D'ETANCHEITE
SEALING AGENT
ABDICHTUNG

MONTAGEVOLGORDE
L 'ORDRE DE MONTAGE
THE ORDER OF ASSEMBLY
MONTAGEREIHENFOLGE
1 2 3 .

D0009137

CS 77

T-VERBINDER MET SCHROEF EN/OF NAGEL NAAR BUITENDRAAIEND
JONCTION-T AVEC VIS ET/OU CHEVILLE OUVRANT VERS L'EXTERIEUR
T-BRACKET WITH SCREW AND/OR DRIVE PIN NACH AUSSEN
T-VERBINDER MIT SCHRAUBE UND/ODER STIFT OPENING OUTWARD

REYNAERS aluminium

068.8730.00 068.8740.00	068.8731.00 068.8741.00	068.8732.00 068.8742.00	068.8733.00 068.8743.00	068.8734.00
008.3113.XX	008.3004.XX	008.0525.XX	008.3123.XX	008.3817.XX
008.3136.XX	008.3100.XX	008.0544.XX	008.3423.XX	008.3824.XX
008.3139.XX	008.3109.XX	008.3114.XX	008.3440.XX	008.3847.XX
008.3141.XX	008.3110.XX	008.3125.XX	008.3444.XX	008.3850.XX
008.3197.XX	008.3111.XX	008.3414.XX	008.3894.XX	008.3854.XX
008.3413.XX	008.3120.XX	008.3425.XX		0K8.3817.XX
008.3436.XX	008.3183.XX	008.3451.XX		0K8.3824.XX
008.3442.XX	008.3416.XX	008.3897.XX		0K8.3847.XX
008.3826.XX	008.3443.XX	008.0155.XX*		0K8.3850.XX
008.3827.XX	008.3483.XX	0K8.0155.XX*		0K8.3854.XX
008.3859.XX	008.3860.XX			
008.3896.XX	008.3893.XX			
	0K8.3004.XX			

Ⓐ

* ENKEL MET 068.8742.00
* SEULEMENT AVEC 068.8742.00
* ONLY WITH 068.8742.00
* NUR MITT 068.8742.00

D0009138

CS 77

T-VERBINDER MET SCHROEF EN/OF NAGEL NAAR BUITENDRAAIEND
JONCTION-T AVEC VIS ET/OU CHEVILLE OUVRANT VERS L'EXTERIEUR
T-BRACKET WITH SCREW AND/OR DRIVE PIN NACH AUSSEN
T-VERBINDER MIT SCHRAUBE UND/ODER STIFT OPENING OUTWARD

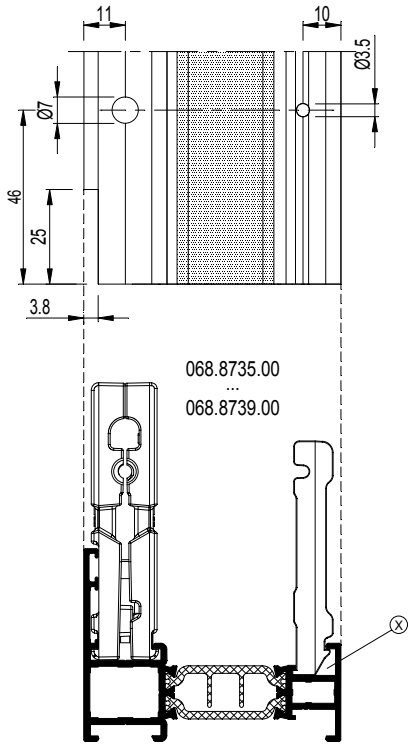

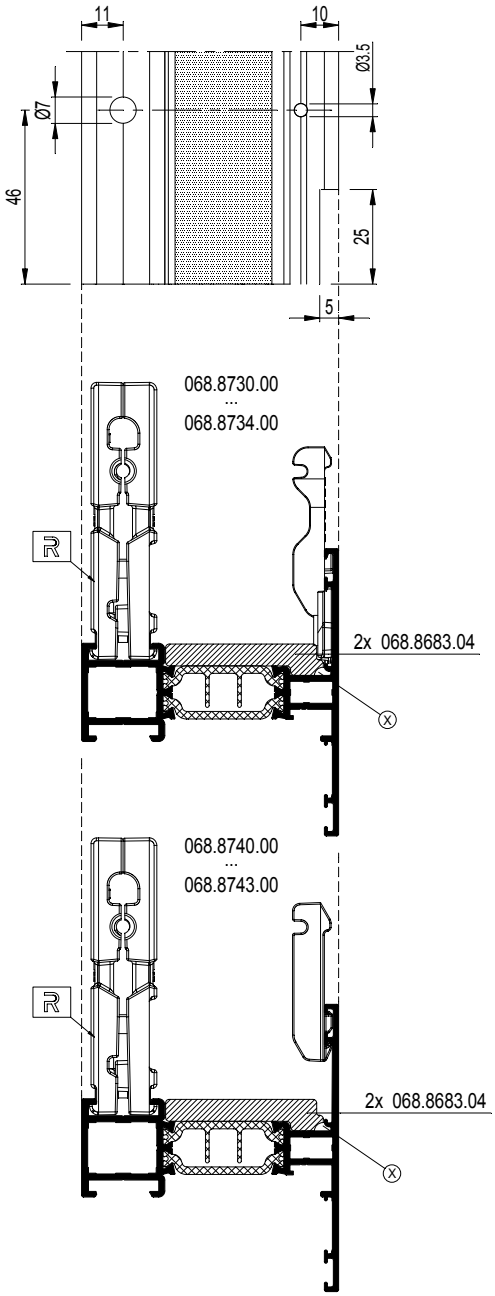

	095.C500.00		095.C600.00 097.O900.00 097.P000.00
			097.P800.00
	095.C500.00		095.C600.00
			097.P100.00 097.P200.00 097.P800.00
	095.C700.00		097.P100.00 097.P200.00 097.P800.00
			097.0489.00

D0009138

CS 77

T-VERBINDER VERSTELBAAR
JONCTION-T REGLABLE
T-BRACKET ADJUSTABLE
T-VERBINDER VERSTELLBAR

D0077729

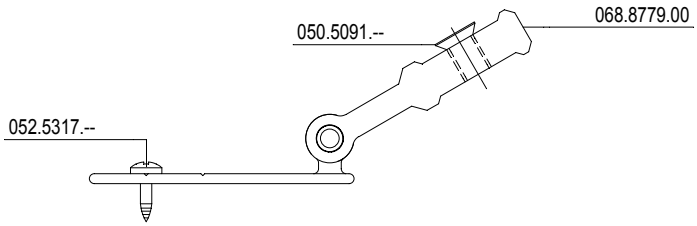
050.5091.--
068.8779.00
052.5317.--

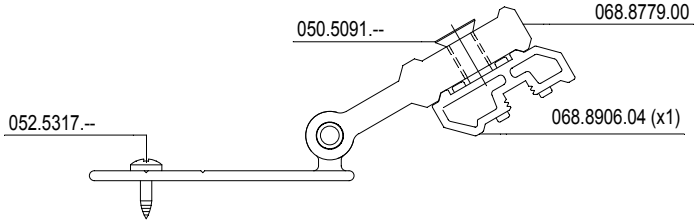
050.5091.--
068.8779.00
052.5317.--
068.8906.04 (x1)

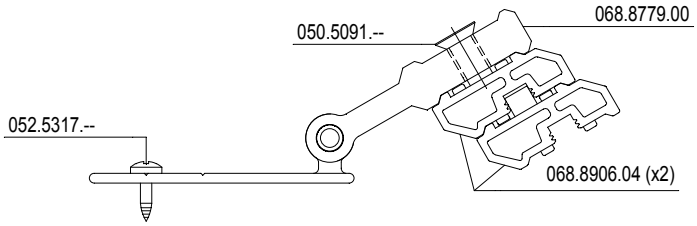
050.5091.--
068.8779.00
052.5317.--
068.8906.04 (x2)

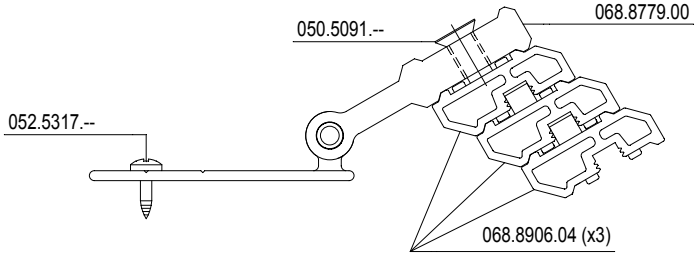
050.5091.--
068.8779.00
052.5317.--
068.8906.04 (x3)

D0077729

068.8779.00

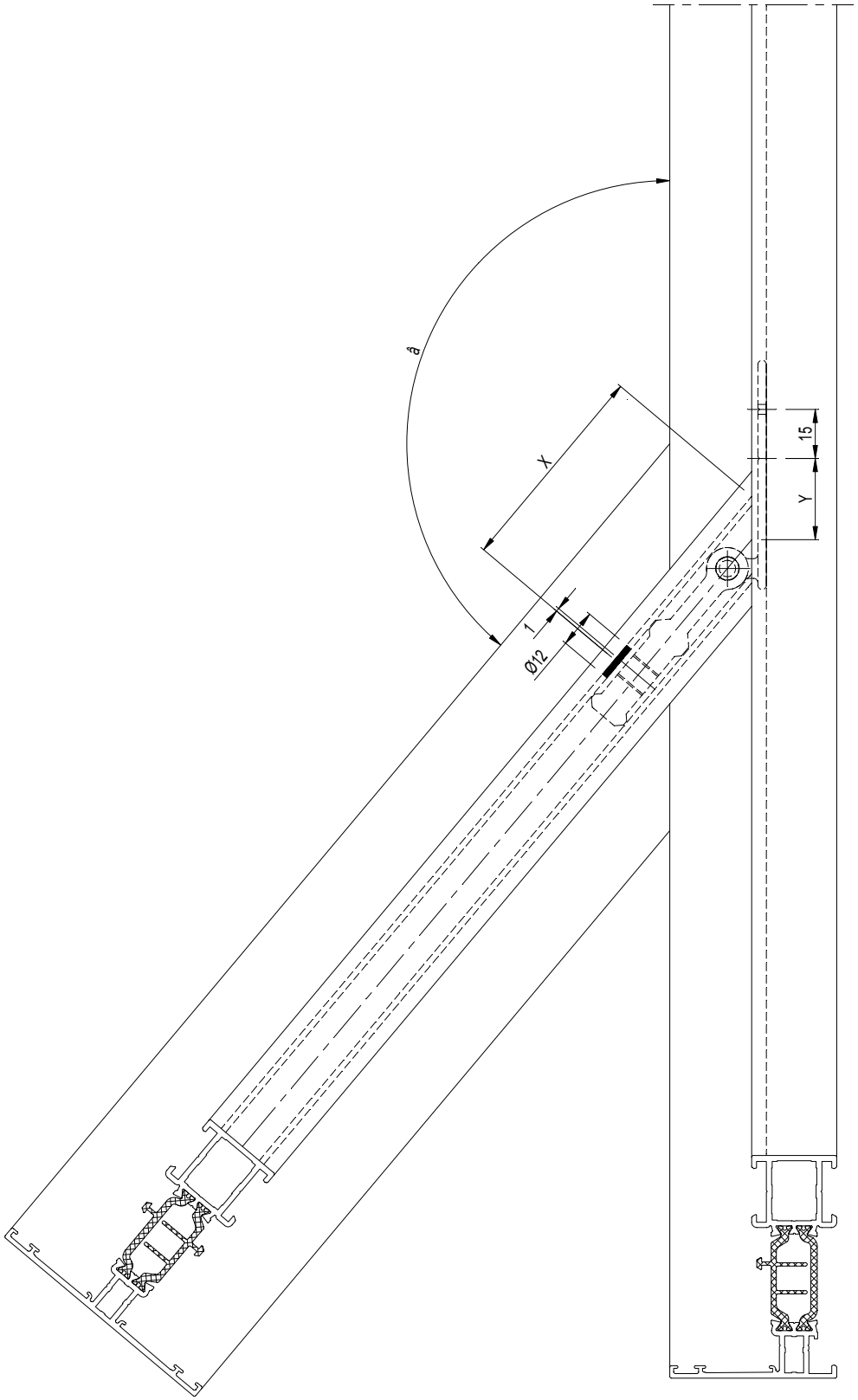

D0077730

CS 77

T-VERBINDING VERSTELBAAR
RACCORDEMENT-T REGLABLE
T-CONNECTION ADJUSTABLE
T-VERBINDUNG VERSTELLBAR

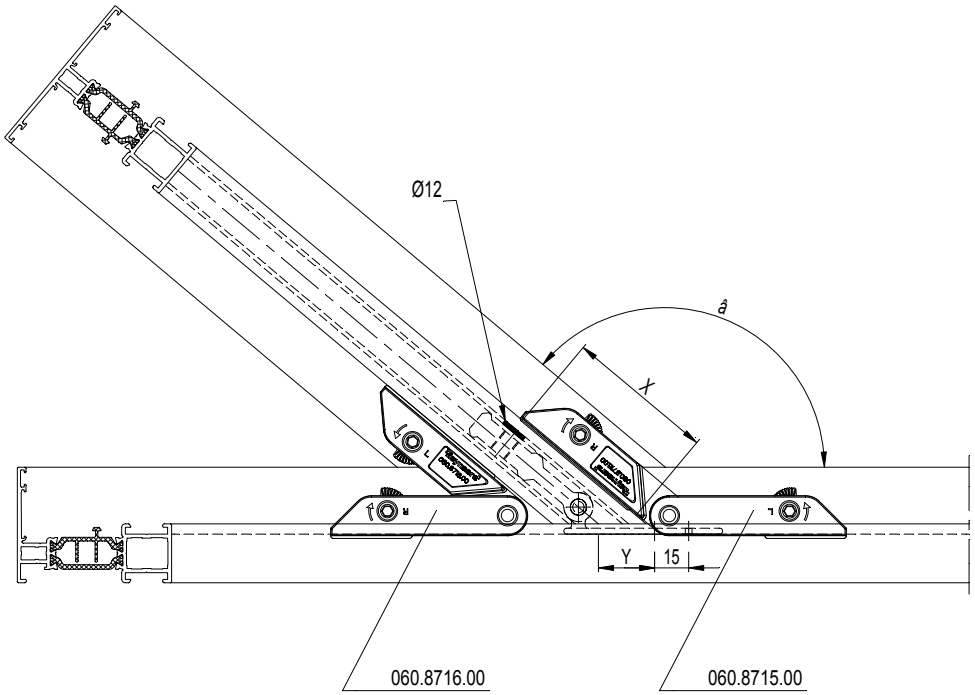

$$X = 43{,}5 + \frac{7{,}4 - 8{,}5 \cos â}{\sin â}$$

$$Y = 33{,}6 + 7{,}4 \frac{\cos â}{\sin â}$$

068.8779.00			097.0009.00	CS 77
	α	X	Y	008.3113.XX
MAX	140	65.1	24.8	008.3136.XX
	135	62.4	26.2	008.3139.XX
	130	60.3	27.4	008.3141.XX
	125	58.5	28.4	008.3197.XX
	120	56.9	29.3	008.3213.XX
	115	55.6	30.1	008.3236.XX
	110	54.5	30.9	008.3413.XX
	105	53.4	31.6	008.3436.XX
	100	52.5	32.3	008.3442.XX
	95	51.7	33	008.3859.XX
MIN	90	50.9	33.6	008.3896.XX
				008.4505.XX
				008.4513.XX
				008.4536.XX

D0077730

CS 77

T-VERBINDER VERSTELBAAR
JONCTION-T REGLABLE
T-BRACKET ADJUSTABLE
T-VERBINDER VERSTELLBAR

068.8779.00
+ 1x 068.8906.04

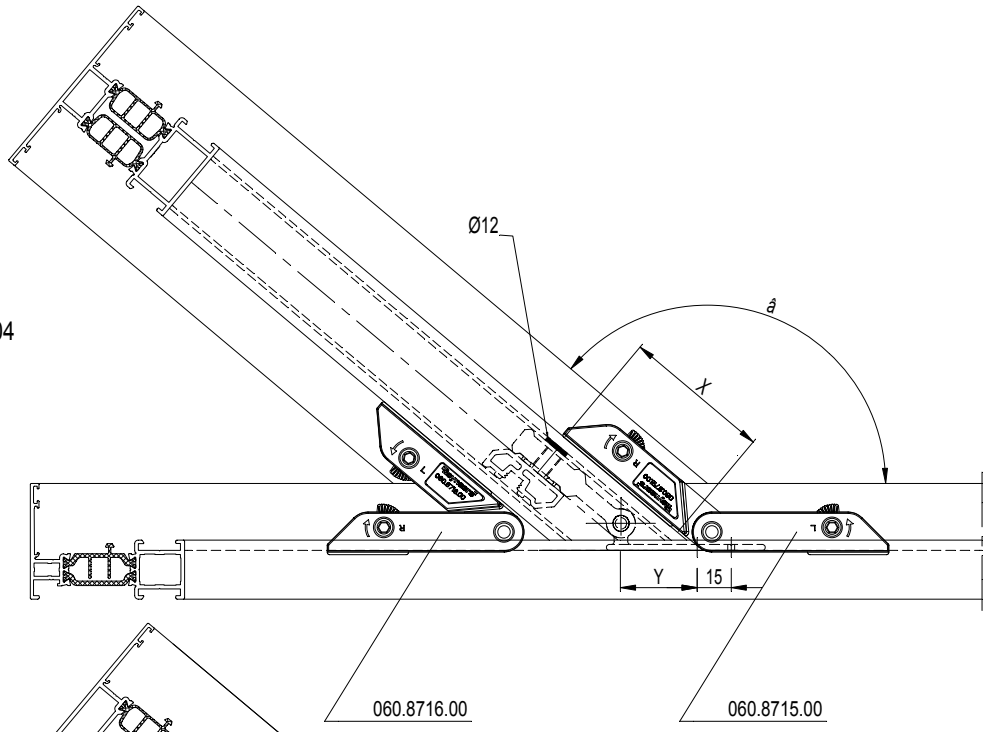

068.8779.00
+ 2x 068.8906.04

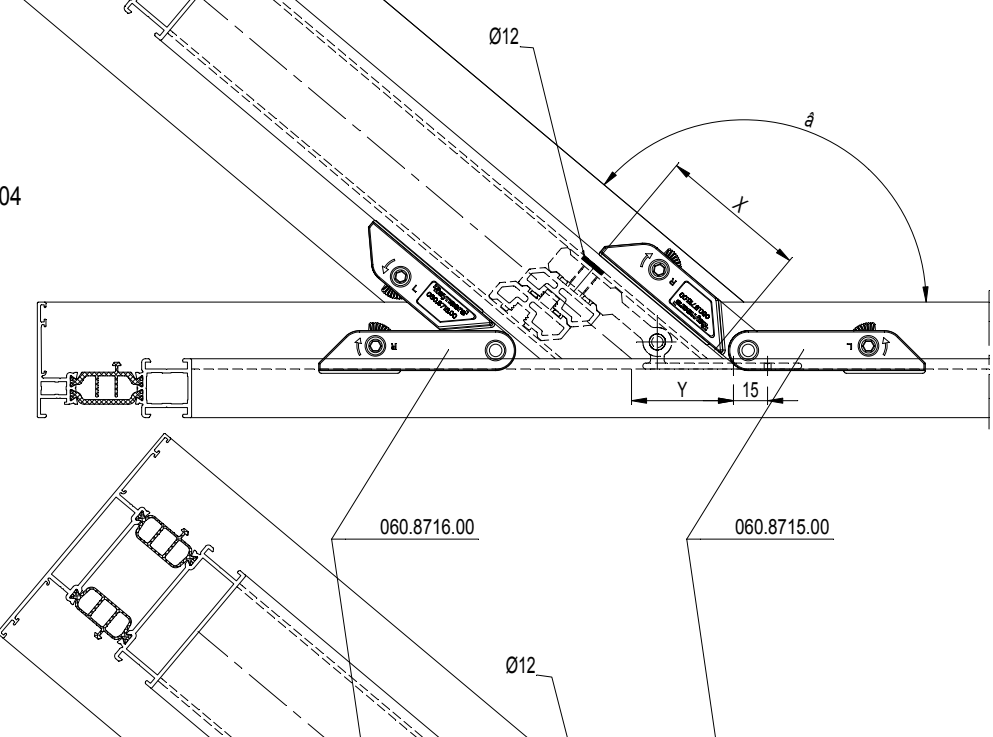

068.8779.00
+ 3x 068.8906.04

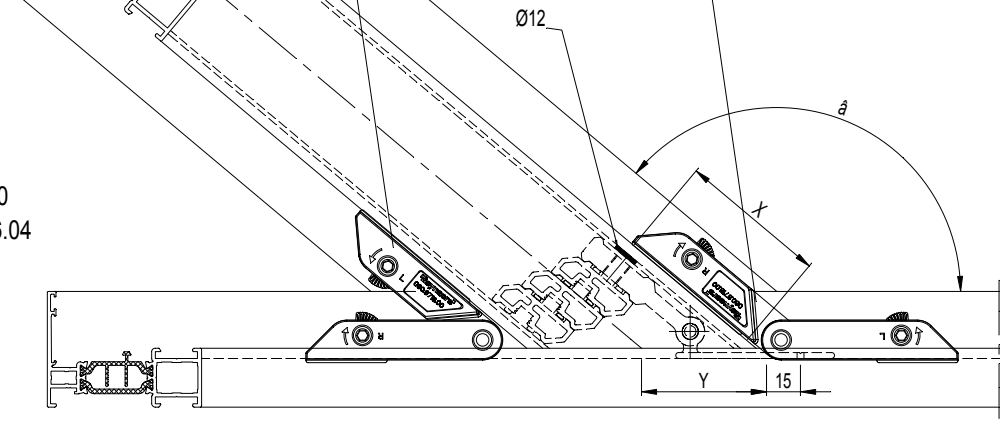

D0079451

$$X = 43{,}5 + \frac{7{,}4 - 8{,}5 \cos â}{\sin â}$$

$$Y = 33{,}6 + 7{,}4 \frac{\cos â}{\sin â} + \frac{6{,}5}{\sin â}$$

068.8779.00 + 1x 068.8906.00 | 097.0009.00 | CS 77

	α	X	Y
MAX	140	65.1	34.9
	135	62.4	35.4
	130	60.3	35.9
	125	58.5	36.4
	120	56.9	36.8
	115	55.6	37.3
	110	54.5	37.8
	105	53.4	38.4
	100	52.5	38.9
	95	51.7	39.5
MIN	90	50.9	40.1

008.3120.XX
008.3183.XX
008.3100.XX
008.3109.XX
008.3110.XX
008.3111.XX
008.3216.XX
008.3220.XX
008.3258.XX
008.3416.XX
008.3483.XX
008.3860.XX
008.1455.XX
008.1456.XX
008.4583.XX
008.3443.XX
008.3550.XX

$$X = 43{,}5 + \frac{7{,}4 - 8{,}5 \cos â}{\sin â}$$

$$Y = 33{,}6 + 7{,}4 \frac{\cos â}{\sin â} + \frac{13}{\sin â}$$

068.8779.00 + 2x 068.8906.00 | 097.0009.00 | CS 77

	α	X	Y
MAX	140	65.1	45.0
	135	62.4	44.6
	130	60.3	44.4
	125	58.5	44.3
	120	56.9	44.3
	115	55.6	44.5
	110	54.5	44.7
	105	53.4	45.1
	100	52.5	45.5
	95	51.7	46.0
MIN	90	50.9	46.6

008.3114.XX
008.3125.XX
008.3425.XX
008.3525.XX
008.3414.XX
008.3897.XX
008.4506.XX
008.0525.XX
008.0544.XX
008.3451.XX

$$X = 43{,}5 + \frac{7{,}4 - 8{,}5 \cos â}{\sin â}$$

$$Y = 33{,}6 + 7{,}4 \frac{\cos â}{\sin â} + \frac{19{,}5}{\sin â}$$

068.8779.00 + 3x 068.8906.00 | 097.0009.00 | CS 77

	α	X	Y
MAX	140	65.1	55.1
	135	62.4	53.8
	130	60.3	52.8
	125	58.5	52.2
	120	56.9	51.8
	115	55.6	51.7
	110	54.5	51.7
	105	53.4	51.8
	100	52.5	52.1
	95	51.7	52.5
MIN	90	50.9	53.1

008.3123.XX
008.3423.XX
008.3140.XX
008.3440.XX

D0079451

CS 77

KLEINHOUTEN BUITENZIJDE
PETIT BOIS EXTERIEUR
GEORGIAN BARS OUTSIDE
ZIERSPROSSE AUSSEN

NIET TOEPASBAAR VOOR COATEX GELAKTE PROFIELEN
PAS APPLICABLE POUR PROFILES LACQUES COATEX
NOT APPLICABLE FOR COATEX PAINTED PROFILES
NICHT VERWENDBAR FÜR PROFILEN LACKIERT MIT COATEX

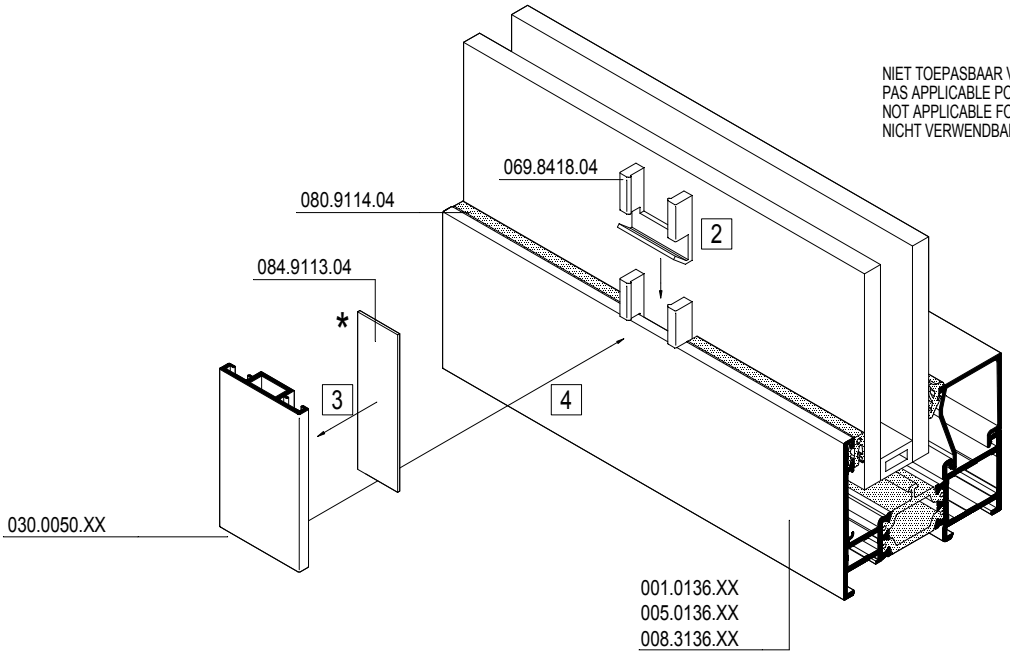

*VERLIJINGSOPPERVLAKTE ONTVETTEN VOOR HET AANBRENGEN VAN 084.9113.04
*DEGRAISSER SURFACE A COLLER AVANT D'APPLIQUER LE 084.9113.04
*DEGREASE GLUEING SURFACE BEFORE APPLYING 084.9113.04
*VERLEIMUNGSOBERFLAECHE ENTFETTEN BEVOR 084.9113.04 ANZUBRINGEN

MONTAGEVOLGORDE
L 'ORDRE DE MONTAGE
THE ORDER OF ASSEMBLY
MONTAGEREIHENFOLGE
1 2 3 .

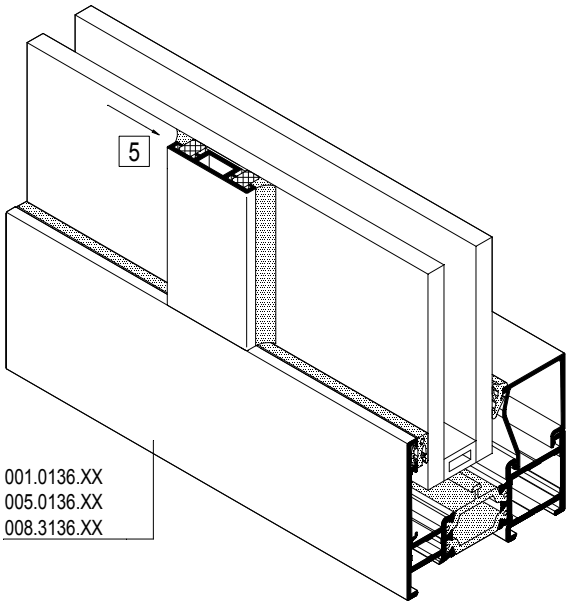

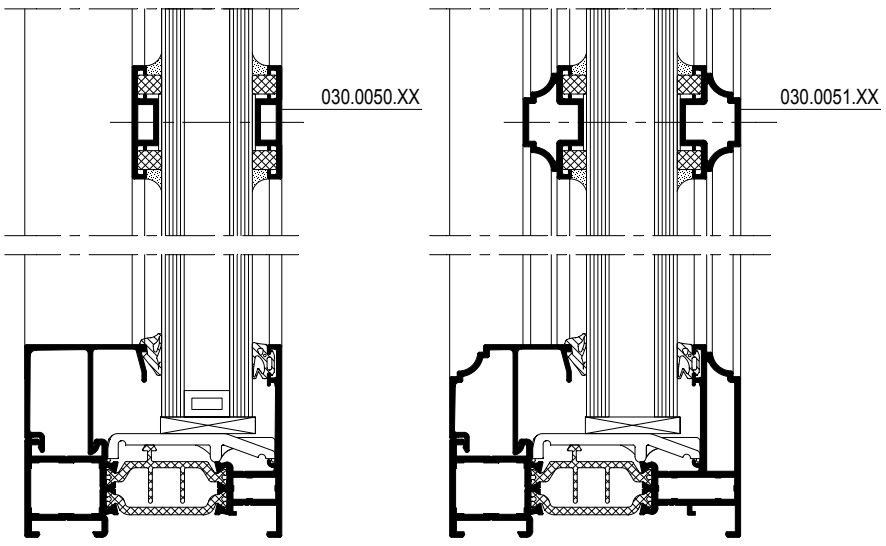

D0009144

CS 77

KLEINHOUTEN BINNENZIJDE
PETIT BOIS INTERIEUR
GEORGIAN BARS INSIDE
ZIERSPROSSE INNEN

KLEINHOUTEN Max. L= 2.00 m
PETIT BOIS Max. L= 2.00 m
GEORGIAN BARS Max. L= 2.00 m
ZIERSPROSSE Max. L= 2.00 m

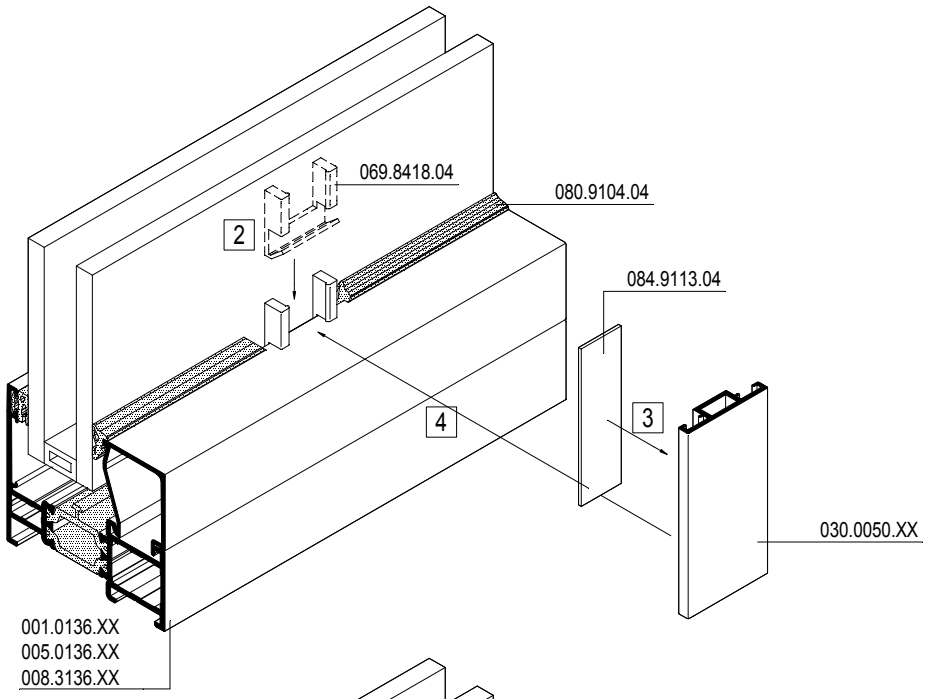

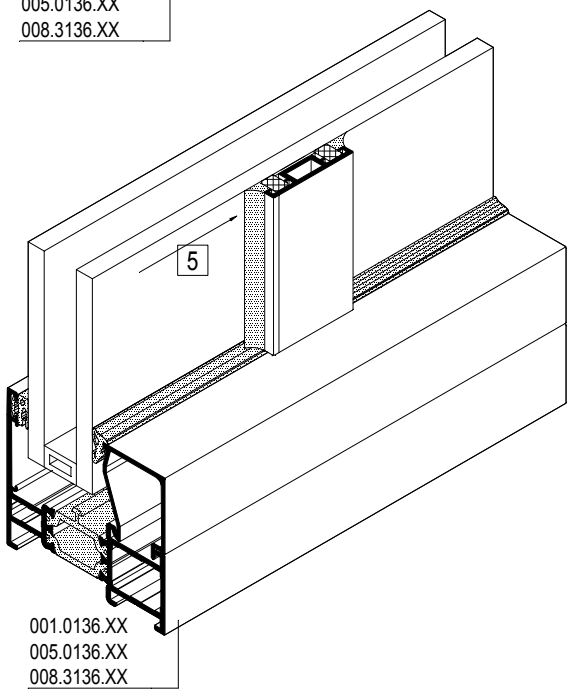

KLEINHOUTEN

1.Verwijderen van stof en zaagresten.
Reinigen en ontvetten met Reynafinish 60, art. nr. 086.9210.--
2. Aanbrengen klipsen, art. nr.069.8418.04.
3. Aanbrengen dubbelzijdige kleefband.
4. Aanbrengen kleinhouten.
5. Kleinhouten afdichten met neutraal dichtingsmiddel.

PETIT BOIS

1. Enlèvement de poussières et de copeaux.
Dégraissage avec Reynafinish 60, art. nr. 086.9210.--
2. Mise en place clip art. nr.069.8418.04.
3. Mise en place bande 2 faces autocollantes.
4. Mise en place petits bois.
5. Etancher les petits bois avec une matière d'étanchéité neutre.

GEORGIAN BARS

1. Remove dust and saw dust.
Degreasing with Reynafinish 60, art nr. 086.9210.--
2. Insert clip, art. nr.069.8418.04.
3. Apply double sided self adhesive tape.
4. Apply georgian bars.
5. Seal off georgian bars with a neutral sealing agent.

ZIERSPROSSE

1. Staub und Sägereste entfernen.
Entfetten mit Reynafinish 60 art. nr. 086.9210.--
2. Montage Klipse, art. nr.069.8418.04.
3. Montage beidseitiges Klebeband, art. nr.069.9113.04.
4. Montage Ziersprosse.
5. Abdichtung mit einer neutralen Dichtungsmasse.

D0009144

CS 77

TABEL MET TRAAGHEIDSMOMENTEN
TABLEAU AVEC MOMENTS D'INERTIE
TABLE WITH MOMENTS OF INERTIA
TABELLE MIT TRAEGHEITSMOMENTEN

i
Versterking langs binnen
Renforcement du côté intérieur
Reinforcement inside
Verstärkung der Innenseite

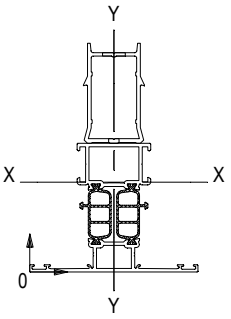

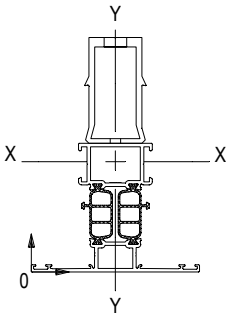

e
Versterking langs buiten
Renforcement du côté extérieur
Reinforcement outside
Verstärkung der Außenseite

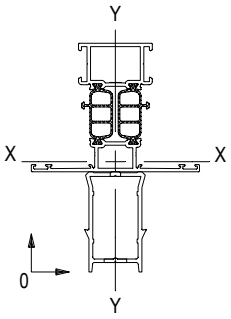

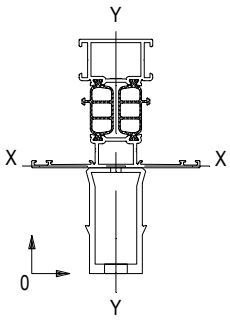

Opmerking: Versteviging van binnenzijde + scharnier is niet mogelijk indien de binnenzijde van een T-profiel < 75 mm
Bevestiging: om de 300 mm
Remarque: Renforcement du côté intérieur + paumelle est impossible si le côté intérieur de la traverse < 75 mm
Fixation: Tous les 300 mm
Remark: Reinforcement of inner side + hinge is not possible in case the inner side of a Transom-mullion < 75 mm
Fixing: each 300 mm
Anmerkung: Das Anbringen einer Verstärkung auf der Rahmeninnenseite ist nur möglich, wenn keine Beschlagteile vorhanden sind bzw. die Profilbreite <75mm beträgt.
Befestigung: jede 300 mm

T-profiel Traverse Transom-mullion Sprosse	Zonder versteviging Sans renforcement Without reinforcement Ohne Verstärkung			met avec with mit 030.1097.00		met avec with mit 030.1098.00	
	Ix cm4	Wx cm3		Ix cm4	Wx cm3	Ix cm4	Wx cm3
008.3113.XX 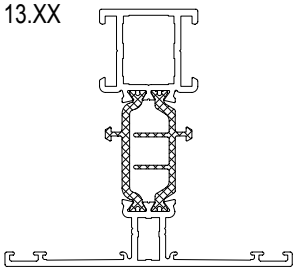	16.916	4.166	e	52.59	8.21	74.11	10.13
			i	--	--	--	--
008.3120.XX 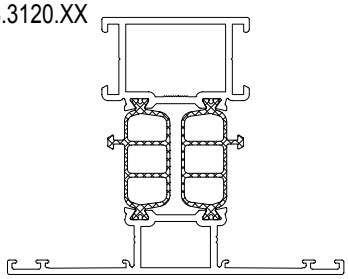	21.513	5.464	e	61.30	10.12	86.39	12.49
			i	77.98	11.50	109.93	17.38
008.3114.XX 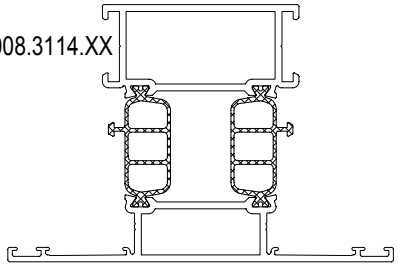	25.337	6.524	e	68.77	10.86	96.81	14.64
			i	83.24	11.96	117.61	18.66

D0009146

CS 77

TABEL MET TRAAGHEIDSMOMENTEN
TABLEAU AVEC MOMENTS D'INERTIE
TABLE WITH MOMENTS OF INERTIA
TABELLE MIT TRAEGHEITSMOMENTEN

REYNAERS aluminium

T-profiel Traverse Transom-mullion Sprosse	Zonder versteviging Sans renforcement Without reinforcement Ohne Verstärkung			met avec with mit 030.1097.00		met avec with mit 030.1098.00	
	Ix cm4	Wx cm3		Ix cm4	Wx cm3	Ix cm4	Wx cm3
008.3123.XX 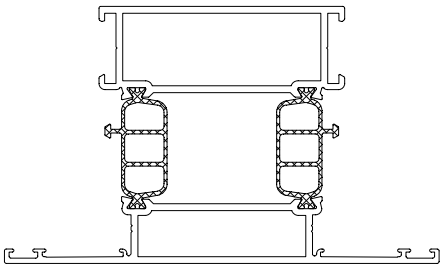	29.162	7.589	e	74.93	11.48	105.25	16.34
			i	88.83	12.45	125.54	19.24
008.3813.XX 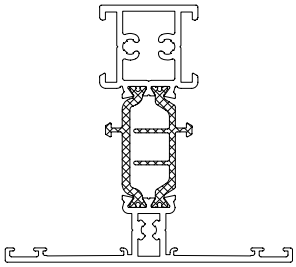	18.526	4.709	e	56.28	9.16	80.19	11.25
			i	--	--	--	--
008.3820.XX 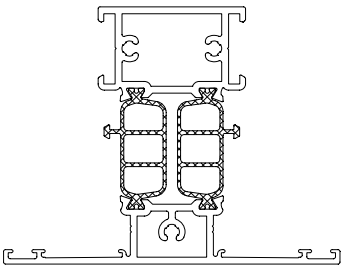	23.537	6.082	e	66.27	10.58	93.47	13.94
			i	80.06	11.67	113.09	18.22
008.3814.XX 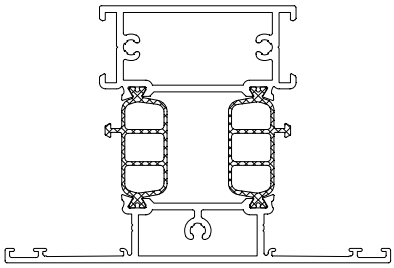	27.358	7.146	e	72.66	11.22	102.31	15.85
			i	85.90	12.18	121.53	18.90
008.3823.XX 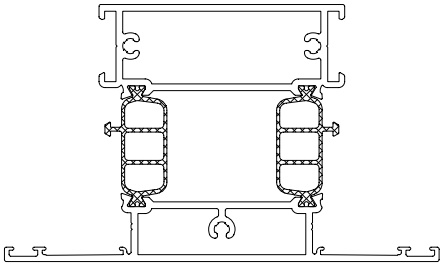	31.168	8.208	e	78.59	11.81	110.39	17.93
			i	91.39	12.67	129.22	19.48

D0009146

CS 77

TABEL MET TRAAGHEIDSMOMENTEN
TABLEAU AVEC MOMENTS D'INERTIE
TABLE WITH MOMENTS OF INERTIA
TABELLE MIT TRAEGHEITSMOMENTEN

i
Versterking langs binnen
Renforcement du côté intérieur
Reinforcement inside
Verstärkung der Innenseite

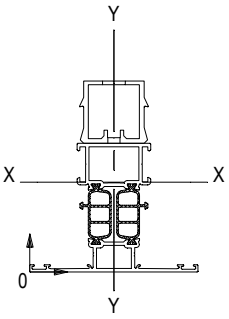

e
Versterking langs buiten
Renforcement du côté extérieur
Reinforcement outside
Verstärkung der Außenseite

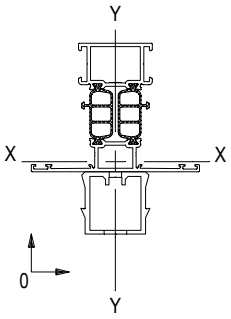

Opmerking: Versteviging van binnenzijde + scharnier is niet mogelijk indien de binnenzijde van een T-profiel < 75 mm
Bevestiging: om de 300 mm
Remarque: Renforcement du côté intérieur + paumelle est impossible si le côté intérieur de la traverse < 75 mm
Fixation: Tous les 300 mm
Remark: Reinforcement of inner side + hinge is not possible in case the inner side of a Transom-mullion < 75 mm
Fixing: each 300 mm
Anmerkung: Das Anbringen einer Verstärkung auf der Rahmeninnenseite ist nur möglich, wenn keine Beschlagteile vorhanden sind bzw. die Profilbreite <75mm beträgt.
Befestigung: jede 300 mm

T-profiel Traverse Transom-mullion Sprosse	Zonder versteviging Sans renforcement Without reinforcement Ohne Verstärkung			met avec with mit 030.1096.00		
	Ix cm4	Wx cm3		Ix cm4	Wx cm3	
008.3113.XX 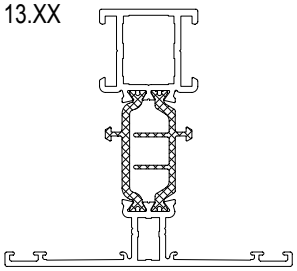	16.916	4.166	e i	39.180 --	6.553 --	
008.3120.XX 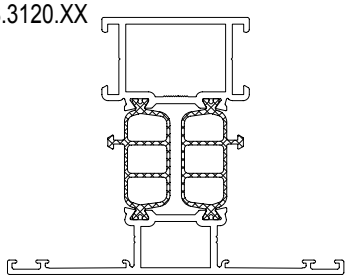	21.513	5.464	e i	47.268 59.989	8.376 11.741	
008.3114.XX 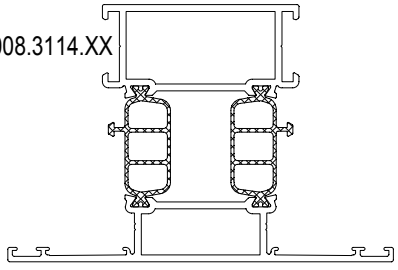	25.337	6.524	e i	53.141 65.326	9.766 12.364	

D0079768

CS 77

TABEL MET TRAAGHEIDSMOMENTEN
TABLEAU AVEC MOMENTS D'INERTIE
TABLE WITH MOMENTS OF INERTIA
TABELLE MIT TRAEGHEITSMOMENTEN

T-profiel Traverse Transom-mullion Sprosse	Zonder versteviging Sans renforcement Without reinforcement Ohne Verstärkung			met avec with mit 030.1096.00	
	Ix cm4	Wx cm3		Ix cm4	Wx cm3
008.3123.XX 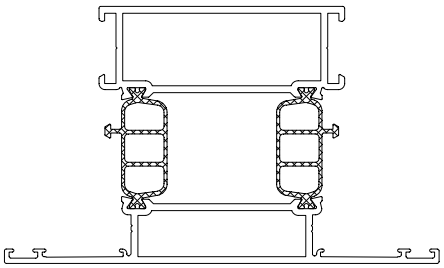	29.162	7.589	e i	58.699 70.408	11.133 12.971
008.3813.XX 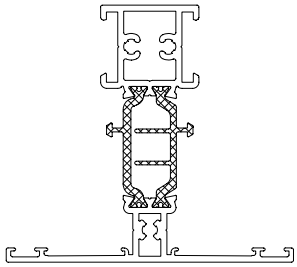	18.526	4.709	e i	42.836 --	7.372 --
008.3820.XX 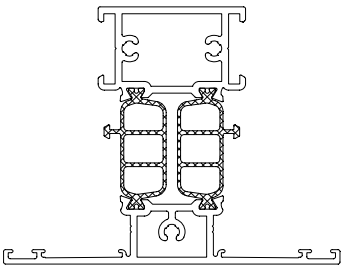	23.537	6.082	e i	50.949 62.528	9.272 12.026
008.3814.XX 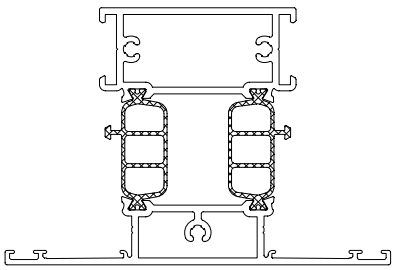	27.358	7.146	e i	56.603 67.737	10.650 12.646
008.3823.XX 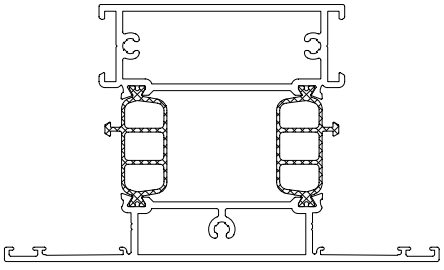	31.168	8.208	e i	61.936 72.701	11.990 13.250

D0079768

CS 77

POSITIE HOEKEN
POSITIONNEMENT DU EQUERRES
POSITIONING OF CORNER CLEATS
POSITIONIERUNG VON ECKWINKEL

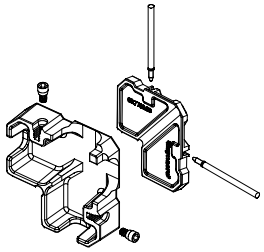

STOLPDEUR
PORTE DOUBLE OUVRANT
DOUBLE CASEMENT DOOR
STULPFLUEGELTUER

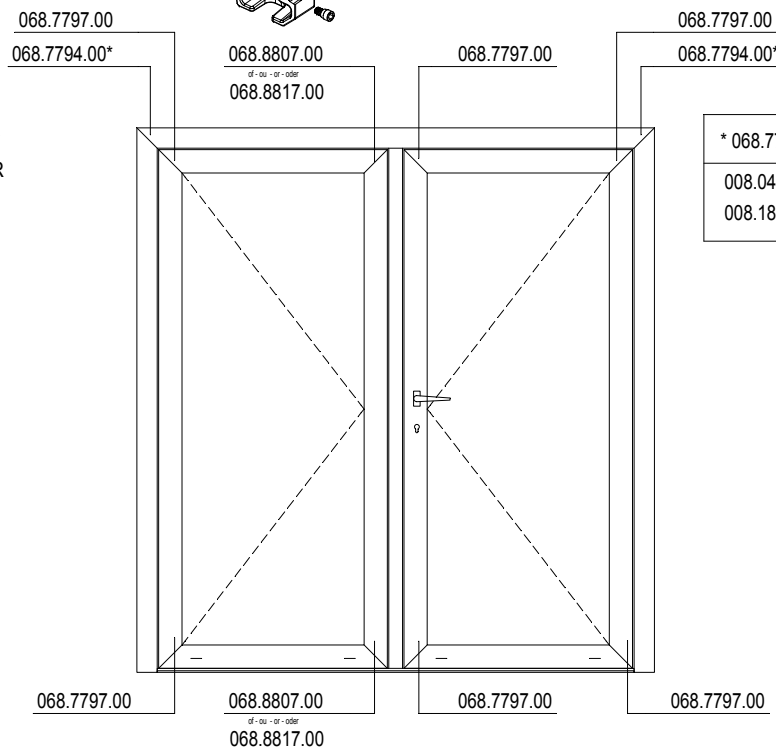

* 068.7794.00	* 068.7797.00
008.0469.XX 008.1898.XX	008.0569.XX 008.0598.XX

Z-T DEUR
PORTE Z-T
Z-T DOOR
Z-T TUER

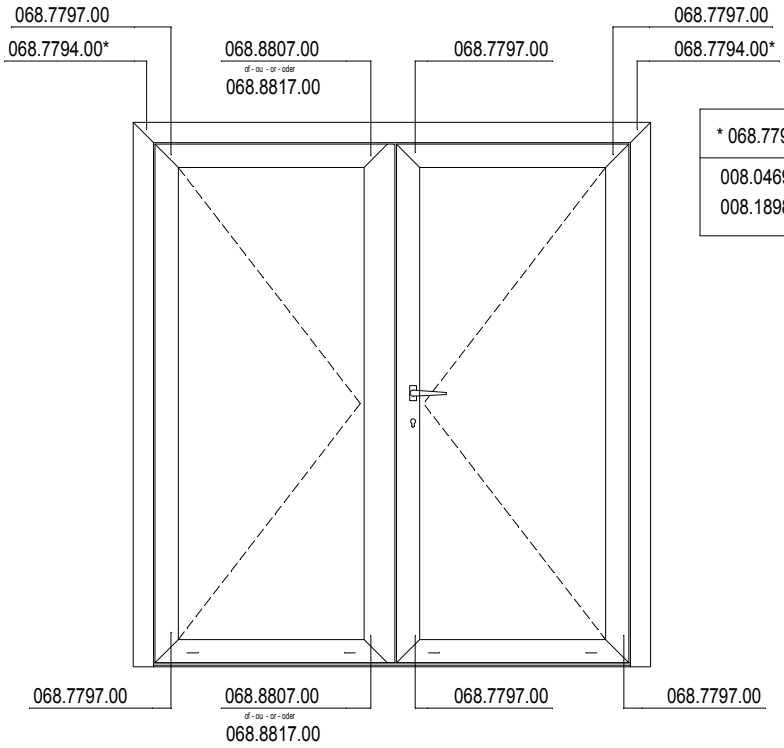

* 068.7794.00	* 068.7797.00
008.0469.XX 008.1898.XX	008.0569.XX 008.0598.XX

* GELIJKAARDIG VOOR BUITENDRAAIENDE DEUREN
* IDENTIQUE POUR LES PORTES OUVRANT VERS L'EXTERIEUR
* SIMILAR FOR OUTWARD OPENING DOORS
* FÜR AUSSEN OEFFNENDE TUEREN IDENTISCH

D0078168

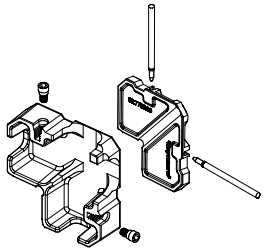

STOLPDEUR
PORTE DOUBLE OUVRANT
DOUBLE CASEMENT DOOR
STULPFLUEGELTUER

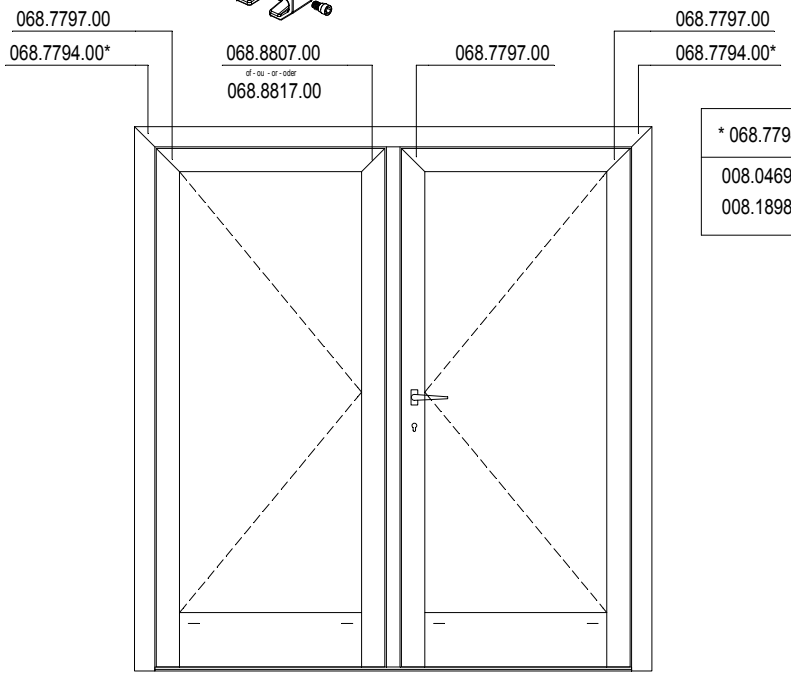

* 068.7794.00	* 068.7797.00
008.0469.XX	008.0569.XX
008.1898.XX	008.0598.XX

Z-T DEUR
PORTE Z-T
Z-T DOOR
Z-T TUER

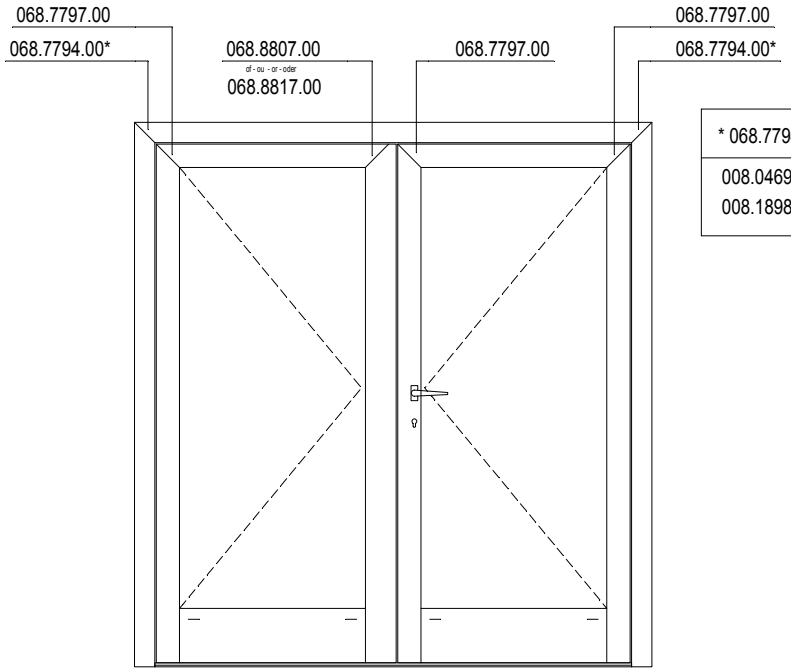

* 068.7794.00	* 068.7797.00
008.0469.XX	008.0569.XX
008.1898.XX	008.0598.XX

* GELIJKAARDIG VOOR BUITENDRAAIENDE DEUREN
* IDENTIQUE POUR LES PORTES OUVRANT VERS L'EXTERIEUR
* SIMILAR FOR OUTWARD OPENING DOORS
* FÜR AUSSEN OEFFNENDE TUEREN IDENTISCH

D0078168

CS 77

LIJMINJECTIE/PERSHOEKEN
INJECTION DE COLLE/EQUERRES A SERTIR
GLUE INJECTION/ CRIMP CORNER CLEATS
KLEBEINJEKTION/PRESSECKWINKEL

OPTIE A : LIJMINJECTIE NA HET PERSEN
OPTION A : INJECTION DE COLLE APRES LE SERTISSAGE
OPTION A : GLUE INJECTION AFTER CRIMPING
OPTION A : KLEBEINJEKTION NACH DEM PRESSEN

GLUE	084.9080.--
	095.E300.00 084.9085.--
	095.E400.00 084.9085.--

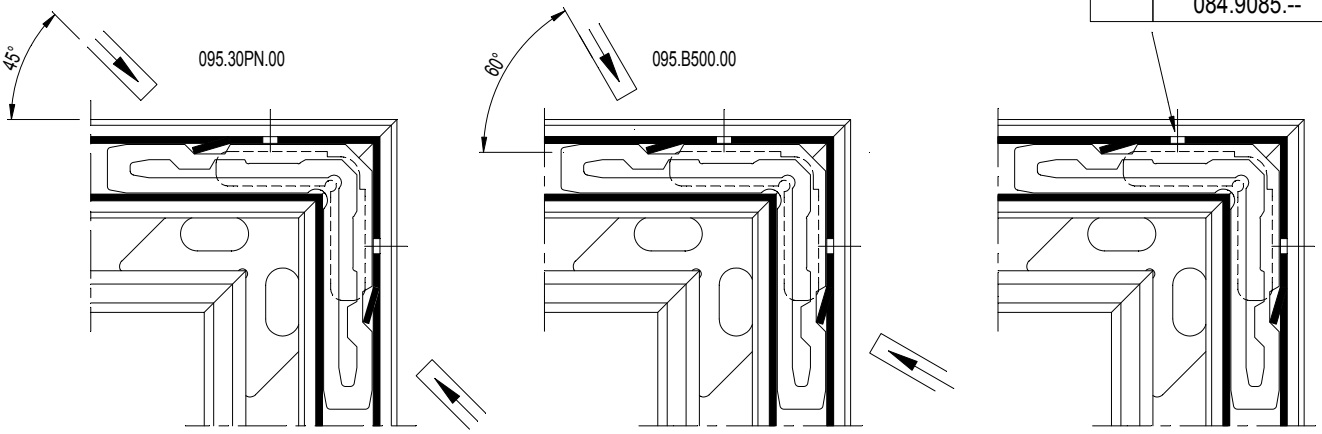

OPTIE B : LIJMINJECTIE VOOR HET PERSEN
OPTION B : INJECTION DE COLLE AVANT LE SERTISSAGE
OPTION B : GLUE INJECTION BEFORE CRIMPING
OPTION B : KLEBEINJEKTION VOR DEM PRESSEN

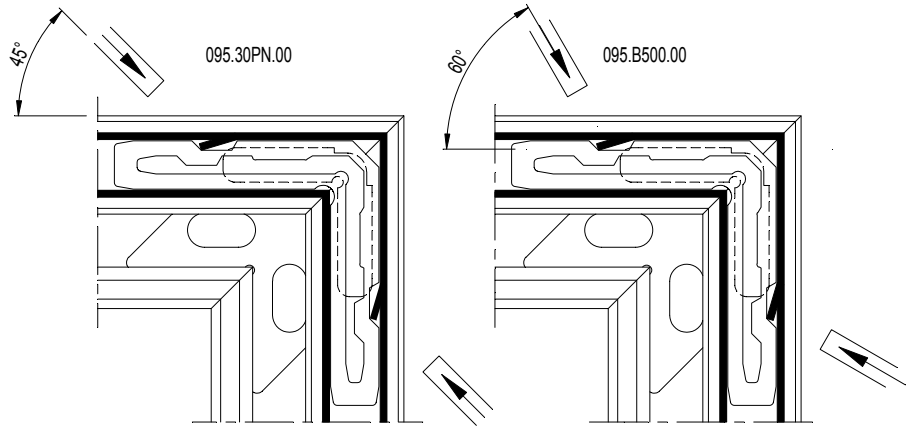

BIJKOMENDE INFO VOORBEREIDING/VERWERKING -> RAADPLEEG HOOFDSTUK B !
INFO COMPLEMENTAIRE PREPARATION/USINAGE -> CONSULTEZ CHAPITRE B !
ADDITIONAL INFO PREPARATION/PROCESSING -> CONSULT CHAPTER B !
ZUSAETZLICHE INFO VORBEREITUNG/VERARBEITUNG -> SIEHE KAPITEL B !

D0078701

LIJMINJECTIE NA PERSEN
INJECTION DE COLLE APRÈS LE SERTISSAGE
GLUE INJECTION AFTER CRIMPING
KLEBEINJEKTION NACH DEM PRESSEN

095.C500.00	095.C600.00 097.O900.00 097.P000.00	008.3136.XX 008.3413.XX 008.3139.XX 008.3442.XX 008.3141.XX 008.3896.XX 008.3197.XX 008.4536.XX 008.3436.XX 008.4505.XX 008.3402.XX 008.4513.XX 008.3113.XX
	097.P600.00	
095.C500.00	095.C600.00	008.3183.XX 008.3421.XX 008.3443.XX 008.3125.XX 008.3052.XX 008.3444.XX 008.3140.XX 008.3120.XX 008.3451.XX 008.3525.XX 008.3114.XX 008.3893.XX 008.3483.XX 008.3123.XX 008.3197.XX 008.3425.XX 008.3416.XX 008.3894.XX 008.3440.XX 008.3414.XX 008.4583.XX 008.3492.XX 008.3423.XX 008.3412.XX 008.3111.XX 008.0525.XX 008.0125.XX 008.4506.XX 008.0544.XX
	097.P600.00 097.P100.00 097.P200.00	
095.C700.00	097.P600.00 097.P100.00 097.P200.00	

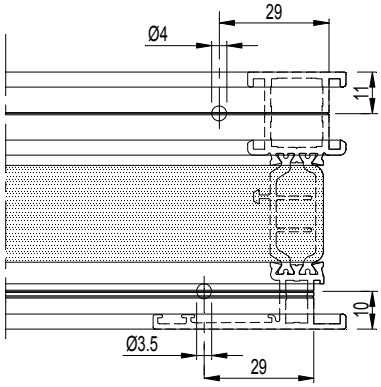

095.C500.00	095.C600.00 097.O900.00 097.P000.00	008.3102.XX
	097.P600.00	
095.C500.00	095.C600.00	008.3192.XX 008.3121.XX 008.3052.XX 008.3112.XX
	097.P600.00 097.P100.00 097.P200.00	
095.C700.00	097.P600.00 097.P100.00 097.P200.00	

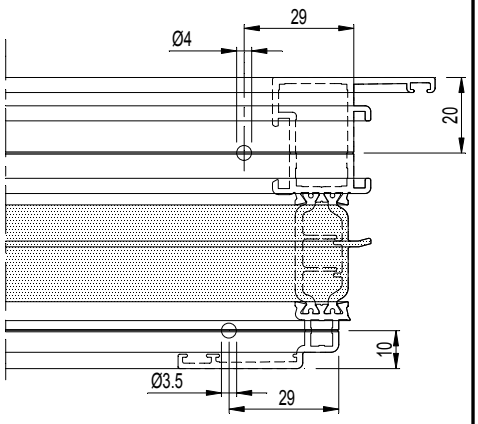

095.C500.00	095.C600.00 097.O900.00 097.P000.00	008.3236.XX 008.3213.XX
	097.P600.00	
095.C500.00	095.C600.00	008.3216.XX 008.3220.XX
	097.P600.00 097.P100.00 097.P200.00	
095.C700.00	097.P600.00 097.P100.00 097.P200.00	

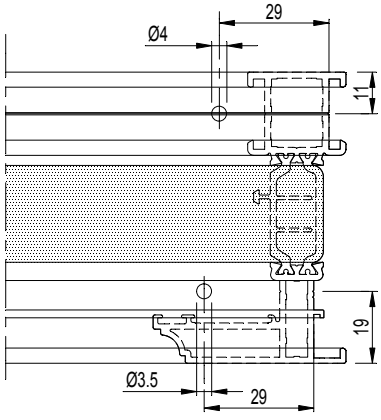

D0078701

LIJMINJECTIE NA PERSEN
INJECTION DE COLLE APRÈS LE SERTISSAGE
GLUE INJECTION AFTER CRIMPING
KLEBEINJEKTION NACH DEM PRESSEN

095.C500.00	095.C600.00 097.O900.00 097.P000.00	008.3202.XX	
	097.P600.00		
095.C500.00	095.C600.00	008.3292.XX 008.3221.XX	
	097.P600.00 097.P100.00 097.P200.00		
095.C700.00	097.P600.00 097.P100.00 097.P200.00		

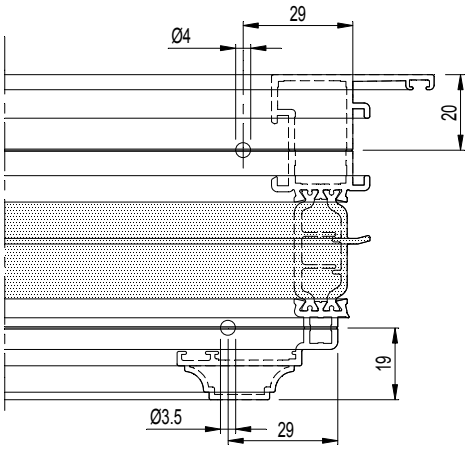

095.C500.00	095.C600.00 097.O900.00 097.P000.00	008.2499.XX 008.2502.XX 008.2503.XX 008.2504.XX 008.2500.XX	
	097.P600.00		

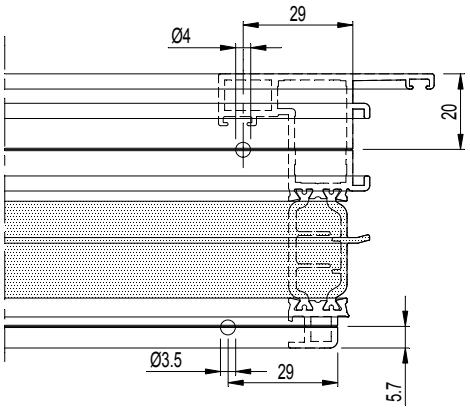

095.C500.00	095.C600.00	008.0469.XX 008.1898.XX 008.0569.XX 008.0598.XX	
	097.P400.00 097.P500.00		
095.C700.00	097.P400.00 097.P500.00		

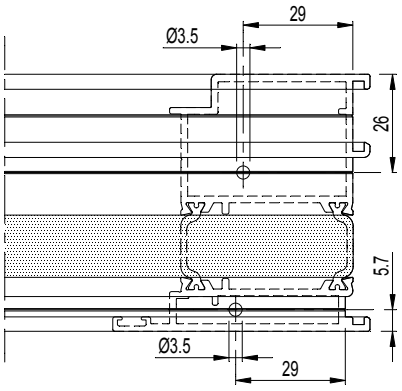

095.C500.00	095.C600.00	008.2014.XX 008.2026.XX 008.1016.XX	
	097.P400.00 097.P500.00		
095.C700.00	097.P400.00 097.P500.00		

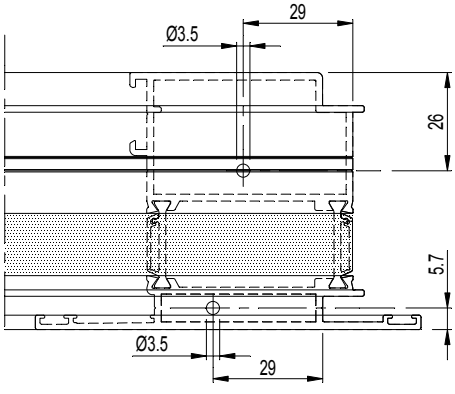

D0078702

LIJMINJECTIE NA PERSEN
INJECTION DE COLLE APRÈS LE SERTISSAGE
GLUE INJECTION AFTER CRIMPING
KLEBEINJEKTION NACH DEM PRESSEN

SBZ 122 SBZ 140	008.3136.XX 008.3425.XX 008.3436.XX 008.3440.XX 008.3896.XX 008.3893.XX 008.4536.XX 008.4583.XX 008.3183.XX 008.3894.XX 008.3125.XX 008.0525.XX 008.3140.XX 008.3525.XX 008.3483.XX

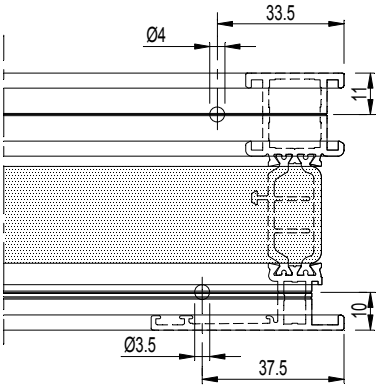

SBZ 122 SBZ 140	008.3402.XX 008.3412.XX 008.3111.XX 008.3113.XX 008.3421.XX 008.3443.XX 008.3413.XX 008.3052.XX 008.3444.XX 008.3442.XX 008.3120.XX 008.4513.XX 008.3114.XX 008.3492.XX 008.3123.XX 008.3197.XX 008.3416.XX 008.0544.XX 008.3414.XX 008.3451.XX 008.3423.XX

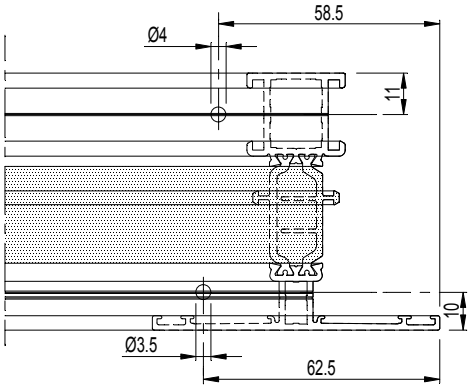

SBZ 122 SBZ 140	008.4505.XX 008.4506.XX

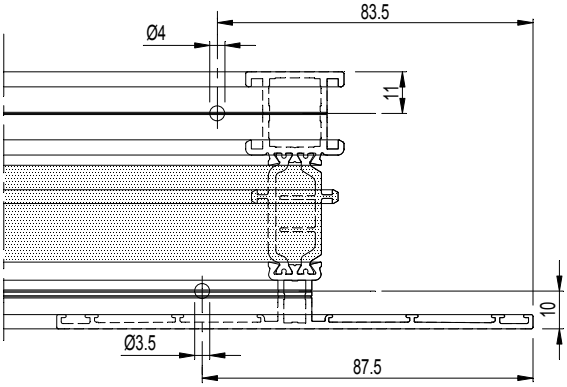

SBZ 122 SBZ 140	008.3102.XX 008.3112.XX 008.3192.XX 008.3121.XX 008.3052.XX

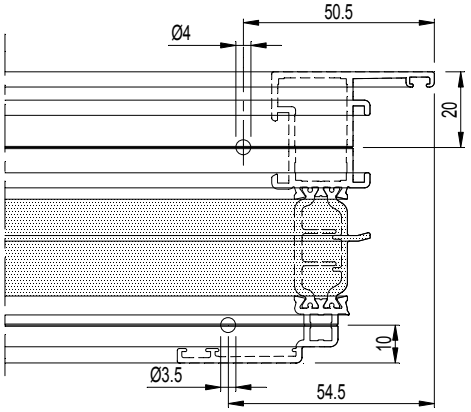

SBZ 122 SBZ 140	008.3236.XX 008.3216.XX

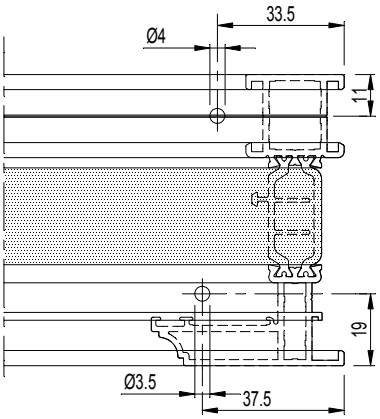

SBZ 122 SBZ 140	008.3213.XX 008.3220.XX

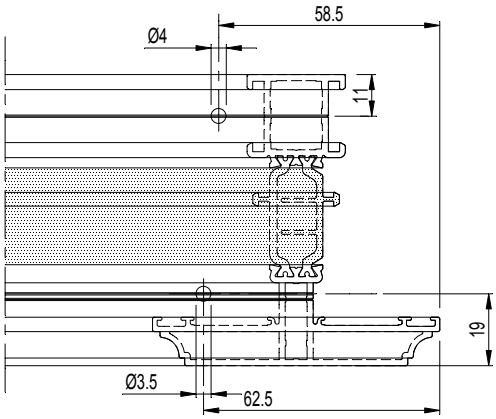

D0078702

D0078703

LIJMINJECTIE NA PERSEN
INJECTION DE COLLE APRÈS LE SERTISSAGE
GLUE INJECTION AFTER CRIMPING
KLEBEINJEKTION NACH DEM PRESSEN

SBZ 122 SBZ 140	008.3202.XX 008.3292.XX 008.3221.XX

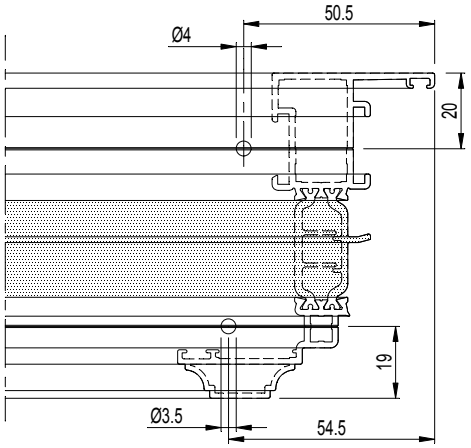

SBZ 122 SBZ 140	008.2499.XX 008.2500.XX 008.2502.XX 008.2503.XX 008.2504.XX

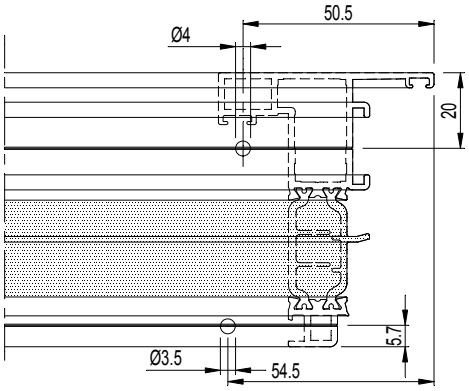

SBZ 122 SBZ 140	008.0469.XX 008.1898.XX 008.0569.XX 008.0598.XX

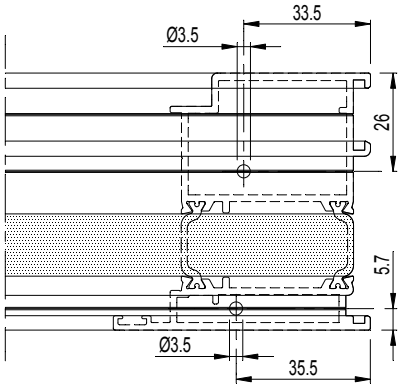

SBZ 122 SBZ 140	008.2014.XX 008.2026.XX 008.1016.XX

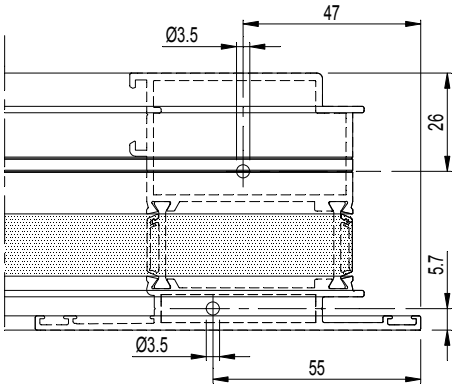

D0078703

D0009131

MONTAGEVOLGORDE
1. Montage steunhoek (Verlijmbaar)
2. Persen

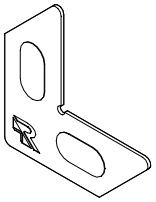

060.8723.--

L'ORDRE DE MONTAGE
1. Assemblage câle de feuillure (collable)
2. Sertissage

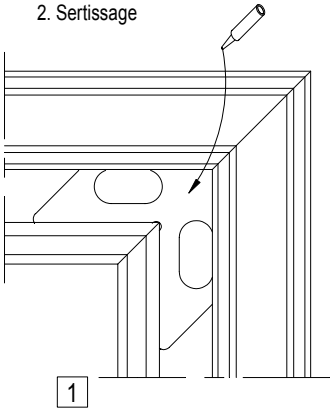

ORDER OF ASSEMBLY
1. Assembly corner support (can be glued)
2. Crimping

MONTAGEREIHENFOLGE
1. Montage Glasanschlagwinkel (Klebbar)
2. Verpressen

MONTAGEVOLGORDE L 'ORDRE DE MONTAGE THE ORDER OF ASSEMBLY MONTAGEREIHENFOLGE	1	2	3	.

Steunhoek buitendraaiend
MONTAGEVOLGORDE
1. Nadien monteerbaar
2. Aanschroefbaar
3. Verlijmbaar

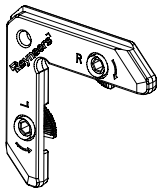

060.8724.00

Cale de feuillure ouvrant vers l'extérieur
L'ORDRE DE MONTAGE
1. Montable après
2. Vissable
3. Collable

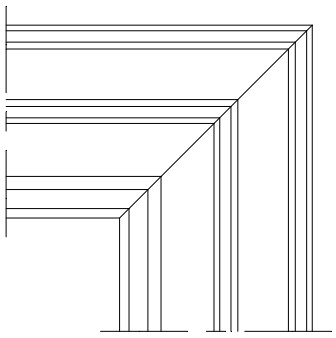

Rebate support outside opening
ORDER OF ASSEMBLY
1. Can be assembled afterwards
2. Screwable
3. Can be glued

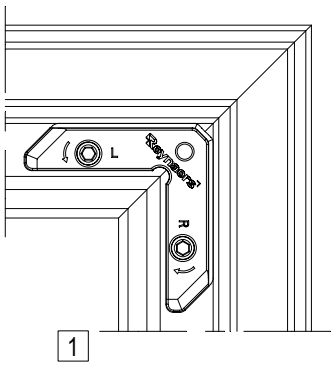

Eckwinkel für Glasanschlag nach außen öffnend
MONTAGEREIHENFOLGE
1. Nachher montierbar
2. Schraubbar
3. Verklebbar

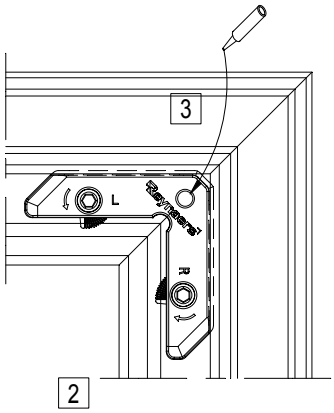

Steunhoek 060.8746.00
MONTAGEVOLGORDE
1. Persen
2. Montage steunhoek
3. Aanschroefbaar met bits 097.0754.00

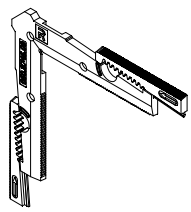

060.8746.00

Cale de feuillure 060.8746.00
L'ORDRE DE MONTAGE
1. Sertissage
2. Assemblage câle de feuillure
3. Vissable cles coudees bits 097.0754.00

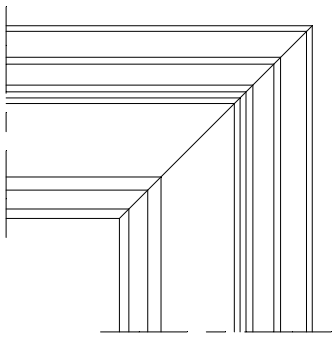

Rebate support 060.8746.00
ORDER OF ASSEMBLY
1. Crimping
2. Assembly corner support
3. Screwable socket head wrenches 2.5

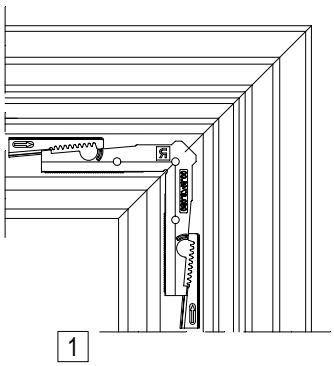

Glasanschlagwinkel 060.8746.00
MONTAGEREIHENFOLGE
1. Verpressen
2. Montage Eckwinkel
3. Schraubbar Sechskantschlüssel 2.5

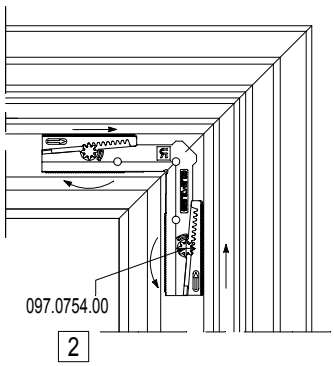

060.8746.00 zeker gebuiken met:	068.8740.00
060.8746.00 surtout utilisé avec:	068.8741.00
060.8746.00 definitely use with:	068.8742.00
060.8746.00 verwendbar mit:	068.8743.00

*Optioneel verlijmen
*Optionnel collable
*Optional glued
*Optional Verklebbar

D0009131

D0078741

008.3120.XX 008.3113.XX 008.3139.XX 008.3112.XX 008.3402.XX
008.3123.XX 008.3114.XX 008.3197.XX 008.3121.XX 008.3492.XX
008.3125.XX 008.3141.XX 008.3826.XX 008.3421.XX 008.3444.XX
008.3136.XX 008.3451.XX 008.3102.XX 008.3827.XX 008.3412.XX
008.3140.XX 008.0525.XX 008.3192.XX 008.3859.XX 008.3443.XX
008.3183.XX 008.0544.XX 008.3111.XX 008.3860.XX 008.3442.XX

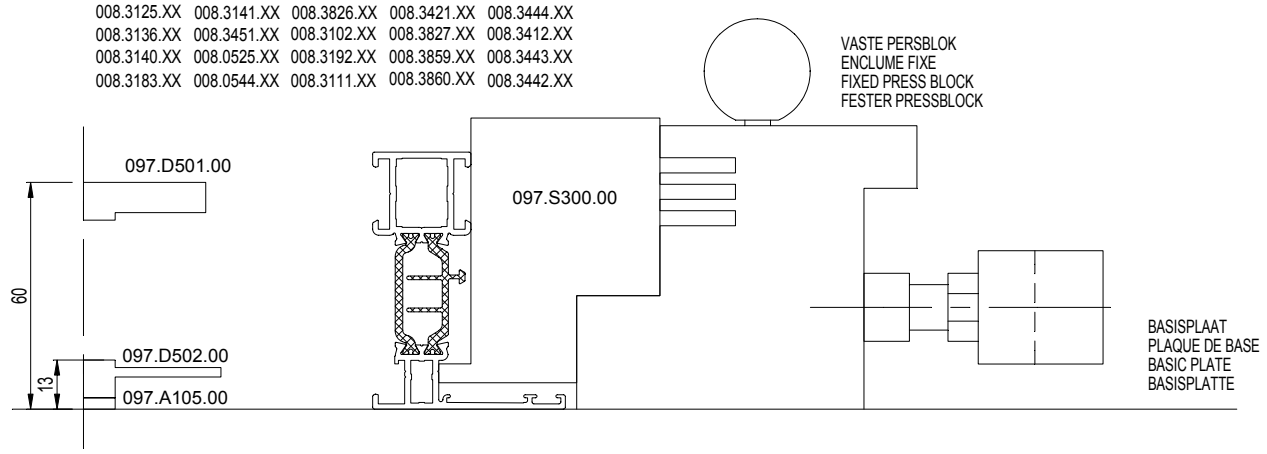

008.3436.XX 008.3893.XX 008.3413.XX 008.3426.XX
008.3483.XX 008.3896.XX 008.3416.XX
008.3425.XX 008.3894.XX 008.3414.XX
008.3440.XX 008.3897.XX 008.3423.XX

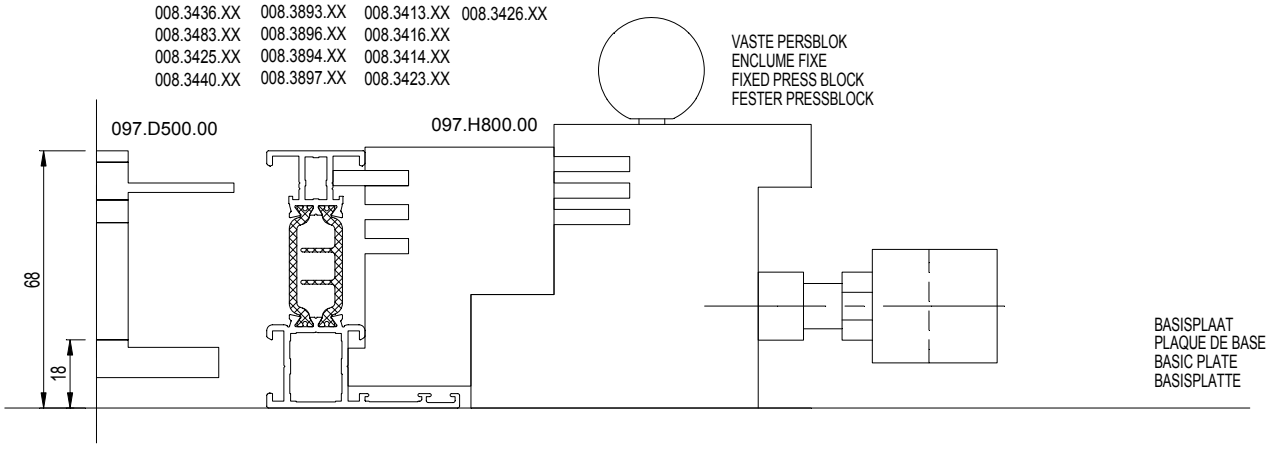

008.2026.XX
008.2014.XX
008.1016.XX

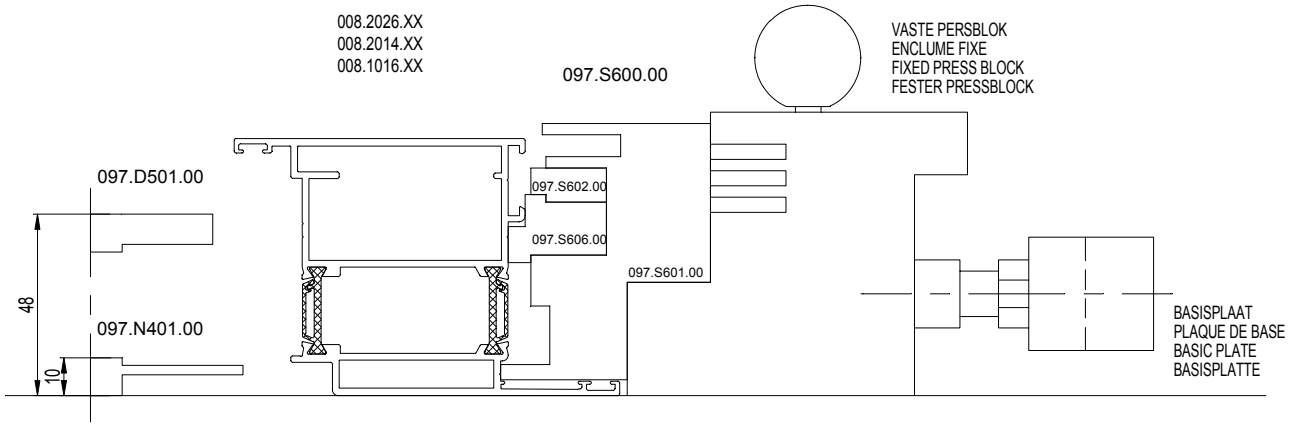

D0078741

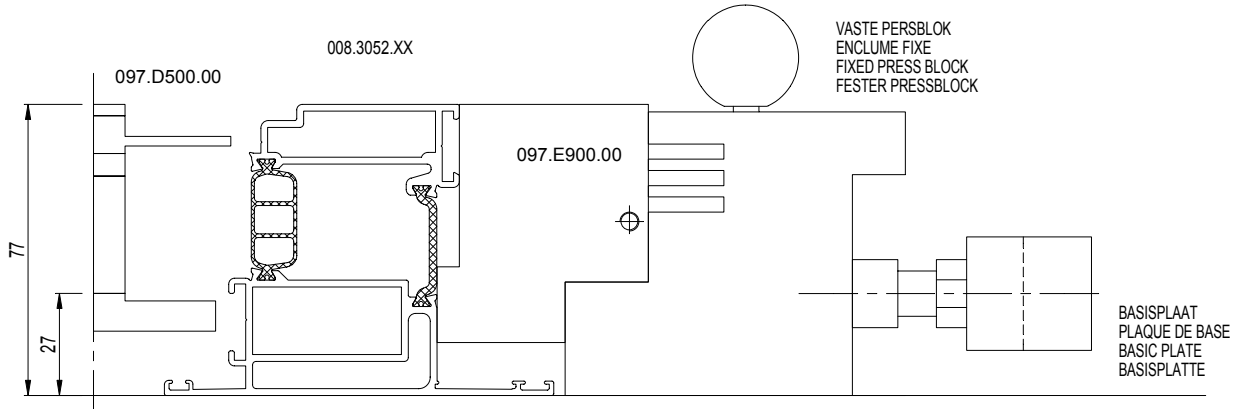
008.3052.XX
097.D500.00
097.E900.00
VASTE PERSBLOK
ENCLUME FIXE
FIXED PRESS BLOCK
FESTER PRESSBLOCK
77
27
BASISPLAAT
PLAQUE DE BASE
BASIC PLATE
BASISPLATTE

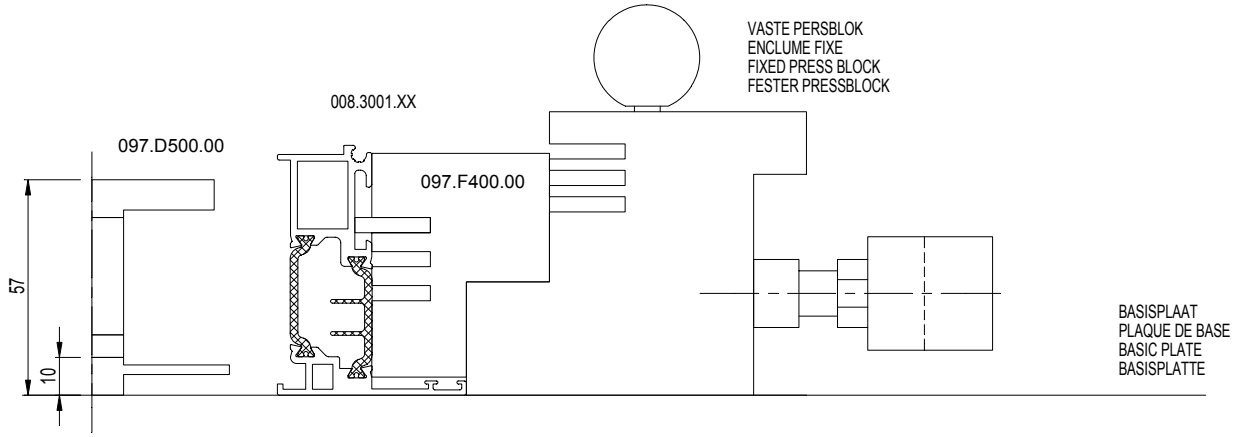
008.3001.XX
097.D500.00
097.F400.00
VASTE PERSBLOK
ENCLUME FIXE
FIXED PRESS BLOCK
FESTER PRESSBLOCK
57
10
BASISPLAAT
PLAQUE DE BASE
BASIC PLATE
BASISPLATTE

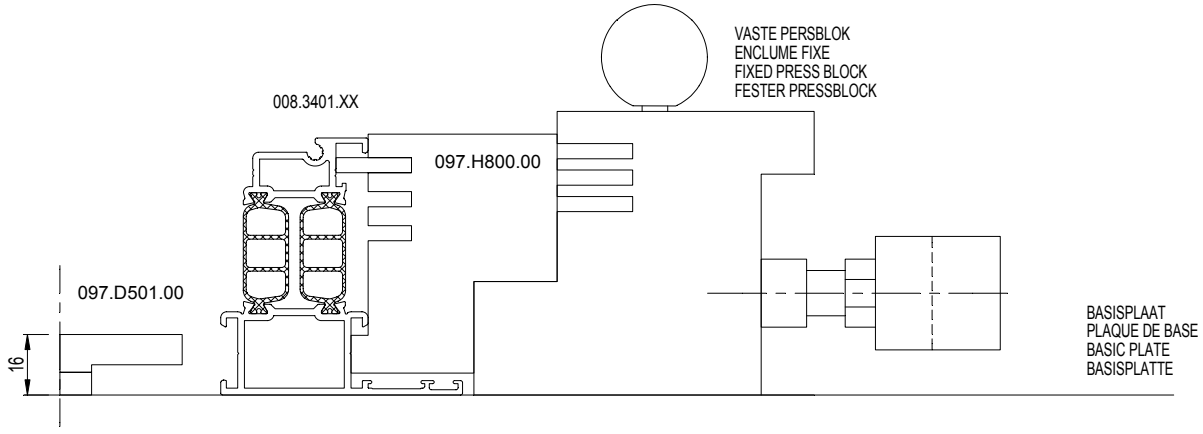
008.3401.XX
097.H800.00
097.D501.00
VASTE PERSBLOK
ENCLUME FIXE
FIXED PRESS BLOCK
FESTER PRESSBLOCK
16
BASISPLAAT
PLAQUE DE BASE
BASIC PLATE
BASISPLATTE

D0078610

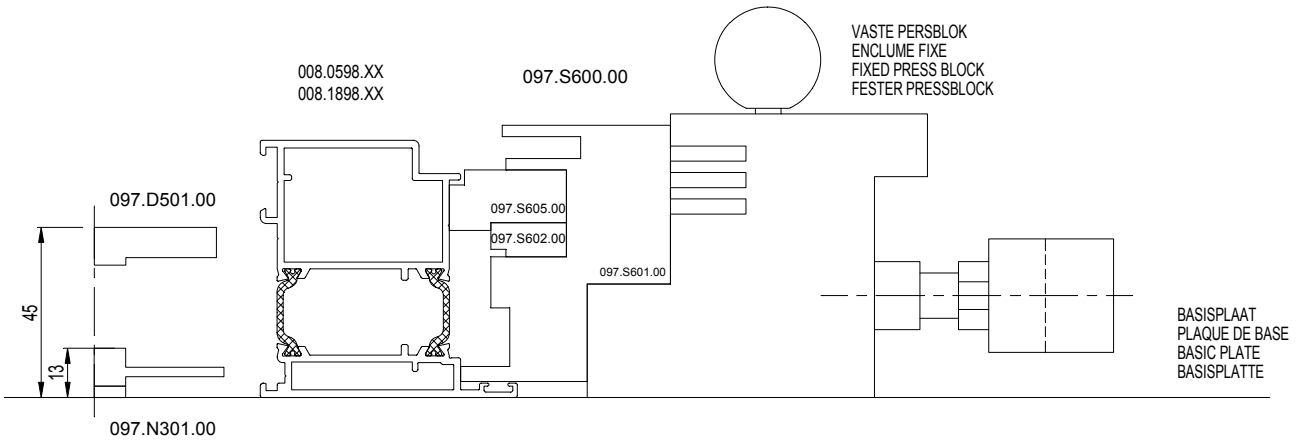
008.0598.XX
008.1898.XX
097.S600.00
VASTE PERSBLOK
ENCLUME FIXE
FIXED PRESS BLOCK
FESTER PRESSBLOCK
097.D501.00
097.S605.00
097.S602.00
097.S601.00
45
13
BASISPLAAT
PLAQUE DE BASE
BASIC PLATE
BASISPLATTE
097.N301.00

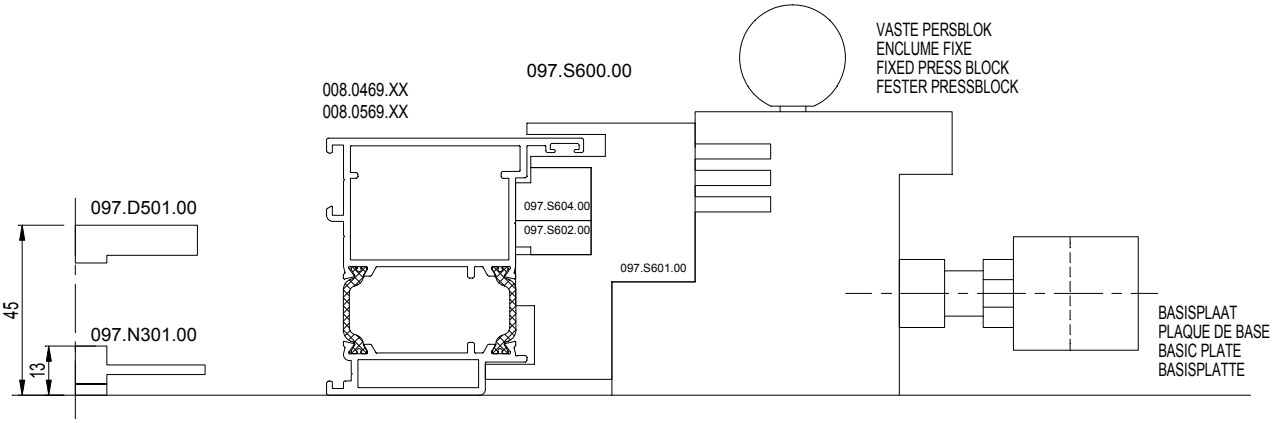
097.S600.00
VASTE PERSBLOK
ENCLUME FIXE
FIXED PRESS BLOCK
FESTER PRESSBLOCK
008.0469.XX
008.0569.XX
097.D501.00
097.S604.00
097.S602.00
097.S601.00
45
097.N301.00
13
BASISPLAAT
PLAQUE DE BASE
BASIC PLATE
BASISPLATTE

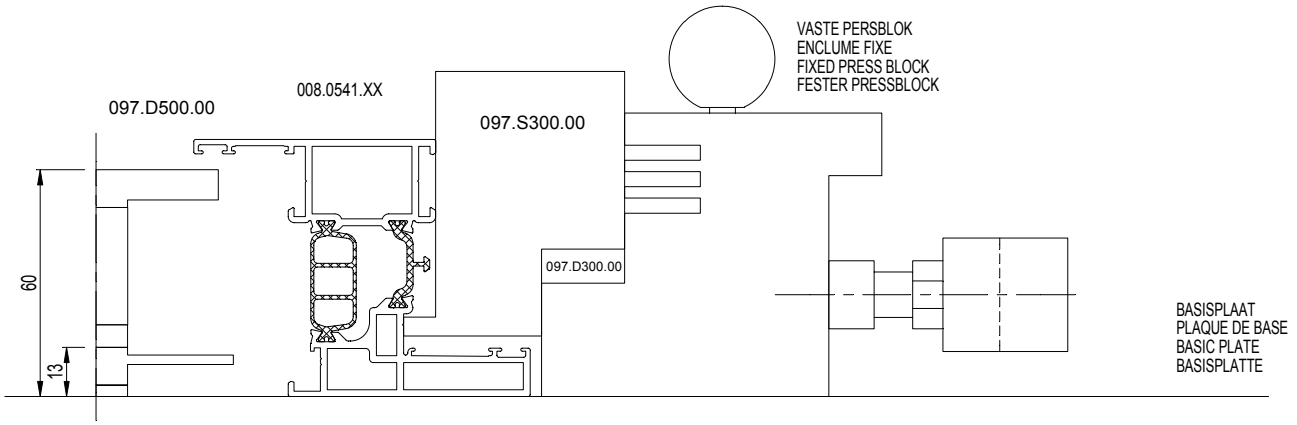
VASTE PERSBLOK
ENCLUME FIXE
FIXED PRESS BLOCK
FESTER PRESSBLOCK
008.0541.XX
097.D500.00
097.S300.00
097.D300.00
60
13
BASISPLAAT
PLAQUE DE BASE
BASIC PLATE
BASISPLATTE

D0078610

HOEKENPERS 095.30PN.00
SERTISSEUSE 095.30PN.00
CRIMPING MACHINE 095.30PN.00
ECKVERBINDUNGSMASCHINE 095.30PN.00

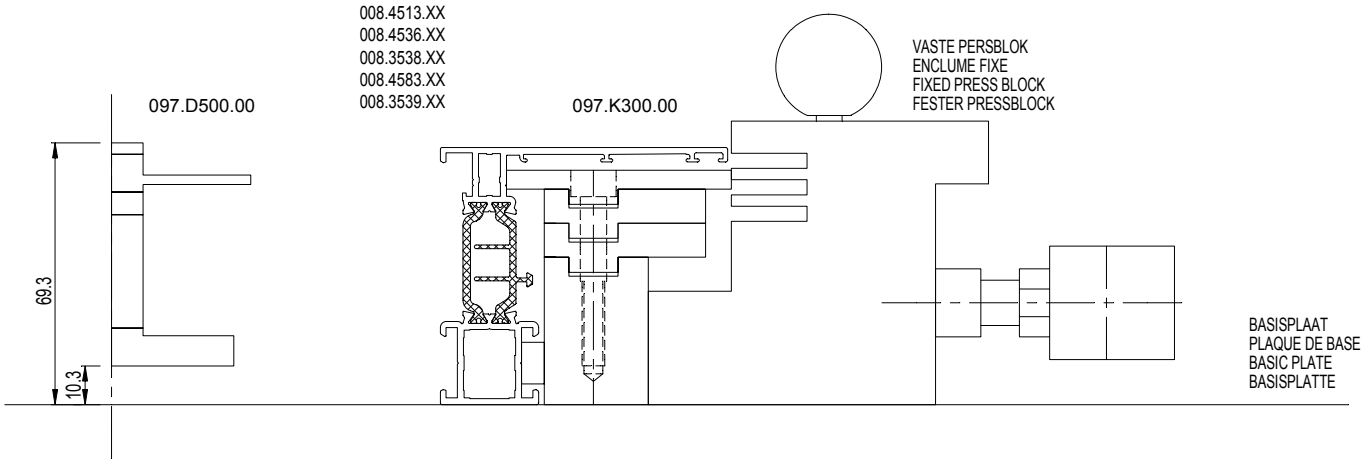

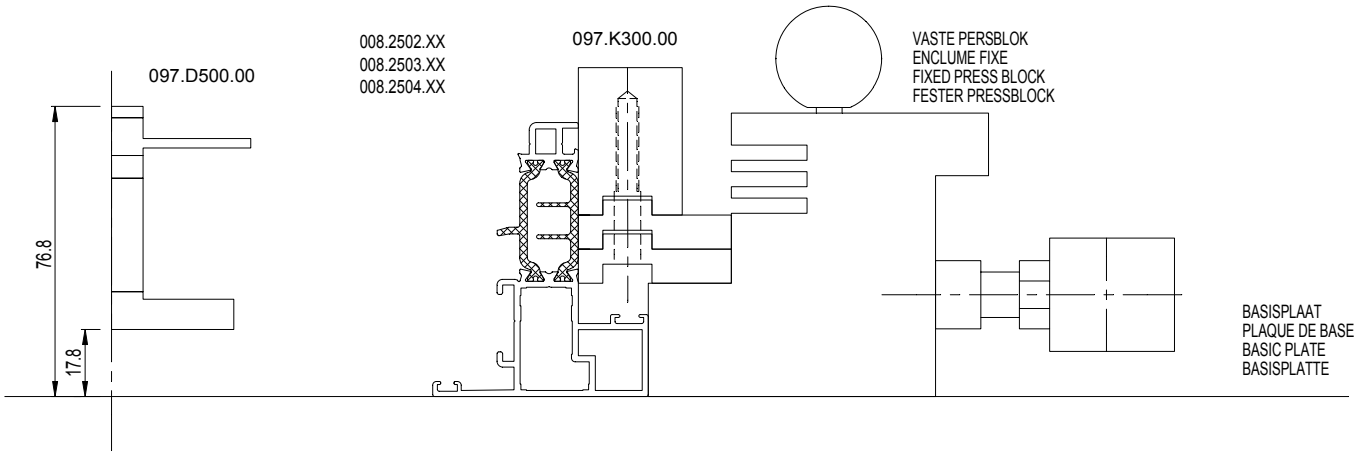

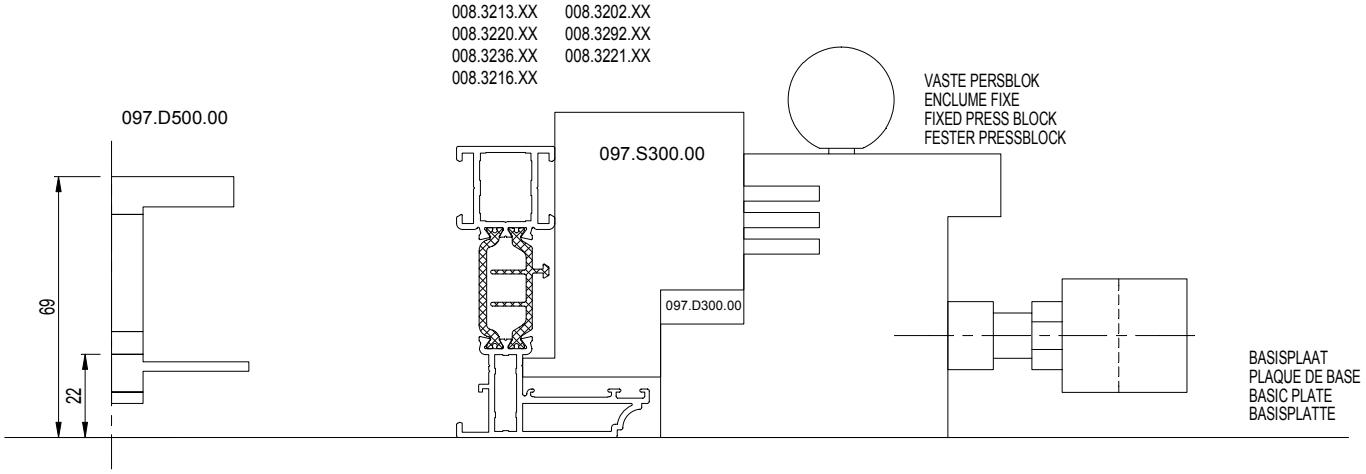

D0009132

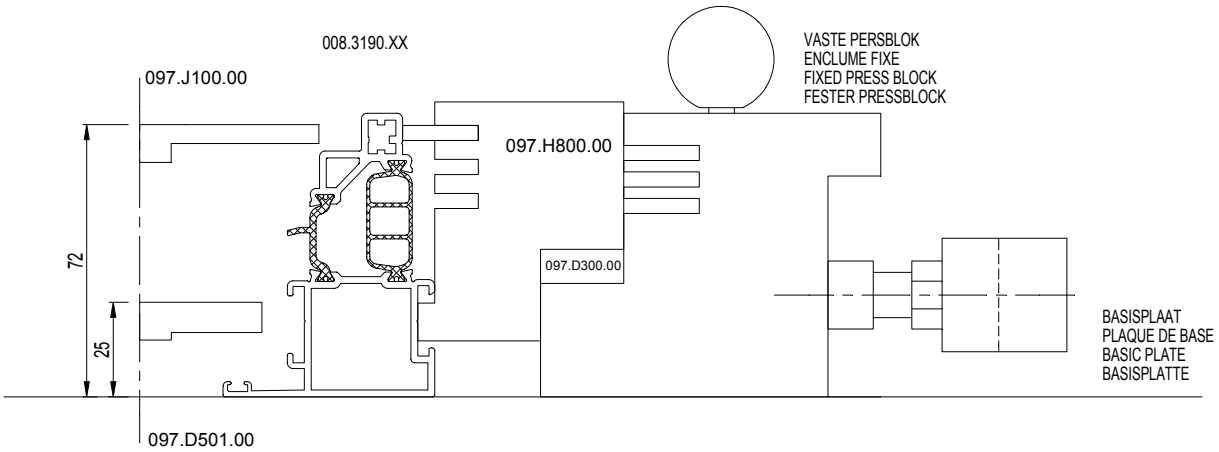
008.3190.XX
097.J100.00
VASTE PERSBLOK
ENCLUME FIXE
FIXED PRESS BLOCK
FESTER PRESSBLOCK
097.H800.00
097.D300.00
72
25
BASISPLAAT
PLAQUE DE BASE
BASIC PLATE
BASISPLATTE
097.D501.00

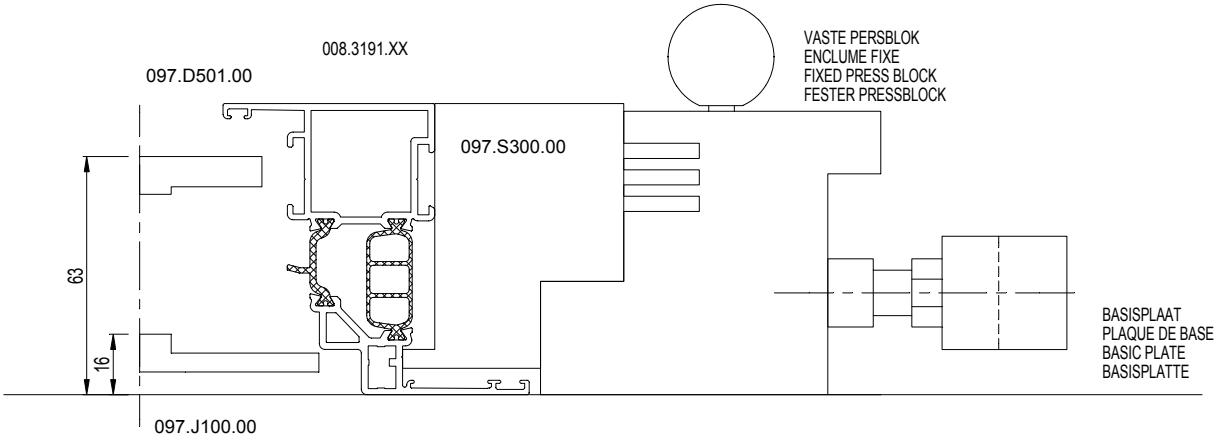
008.3191.XX
097.D501.00
VASTE PERSBLOK
ENCLUME FIXE
FIXED PRESS BLOCK
FESTER PRESSBLOCK
097.S300.00
63
16
BASISPLAAT
PLAQUE DE BASE
BASIC PLATE
BASISPLATTE
097.J100.00

D0009132

008.3120.XX 008.3113.XX 008.3444.XX 008.3894.XX 008.3402.XX 008.3451.XX 008.3102.XX 008.4583.XX
008.3123.XX 008.3114.XX 008.3451.XX 008.3897.XX 008.3412.XX 008.3492.XX 008.3192.XX 008.3442.XX
008.3125.XX 008.3139.XX 008.0525.XX 008.3826.XX 008.3421.XX 008.4513.XX 008.3112.XX 008.3443.XX
008.3136.XX 008.3141.XX 008.0544.XX 008.3827.XX 008.3442.XX 008.4536.XX 008.3121.XX
008.3140.XX 008.3183.XX 008.3893.XX 008.3859.XX 008.3443.XX 008.4538.XX 008.3826.XX
008.3111.XX 008.3197.XX 008.3896.XX 008.3860.XX 008.3444.XX 008.4539.XX 008.3827.XX

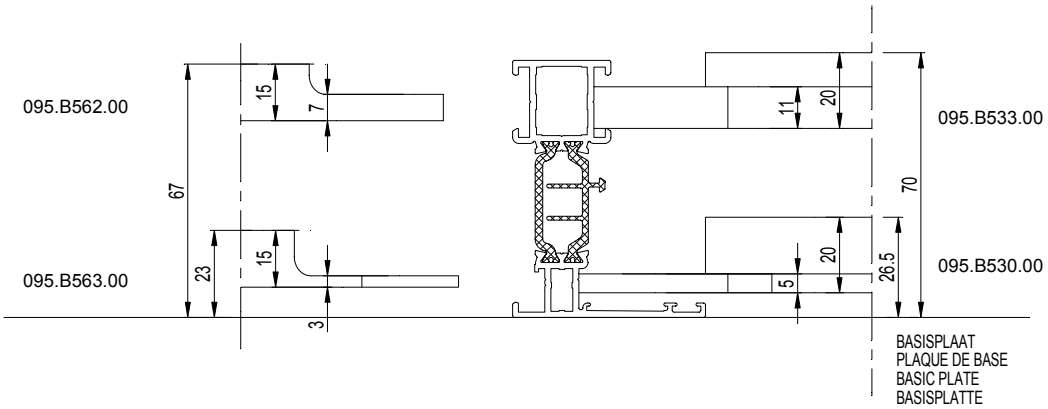

BASISPLAAT
PLAQUE DE BASE
BASIC PLATE
BASISPLATTE

008.3100.XX 008.3436.XX 008.3413.XX
008.3109.XX 008.3483.XX 008.3416.XX
008.3110.XX 008.3425.XX 008.3414.XX
008.1455.XX 008.3440.XX 008.3423.XX
008.1456.XX 008.3426.XX 008.3258.XX

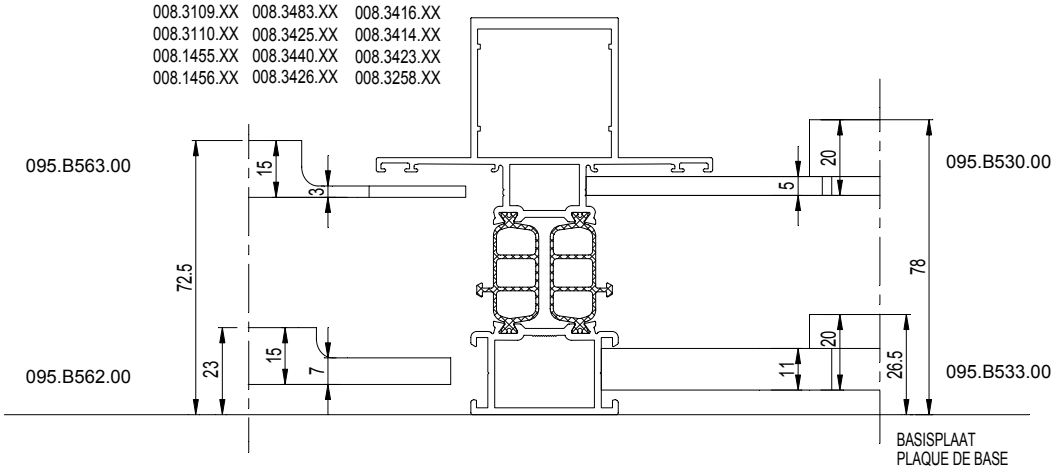

BASISPLAAT
PLAQUE DE BASE
BASISPLATTE
BASIC PLATE

008.3001.XX

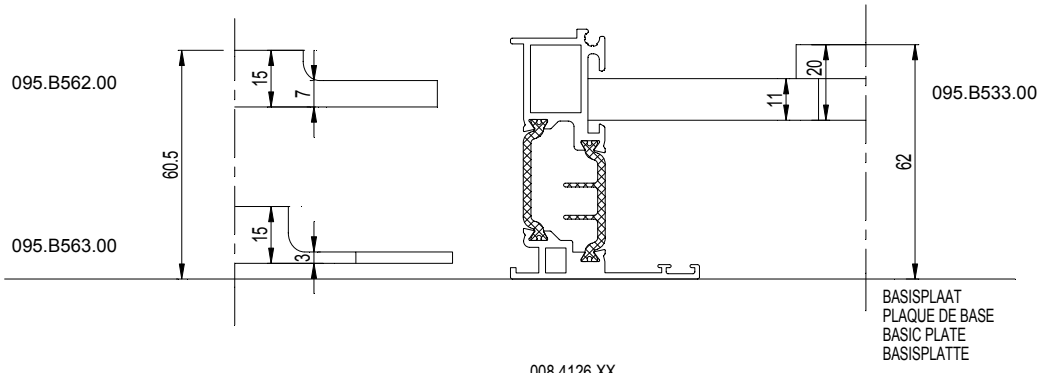

BASISPLAAT
PLAQUE DE BASE
BASIC PLATE
BASISPLATTE

008.4126.XX

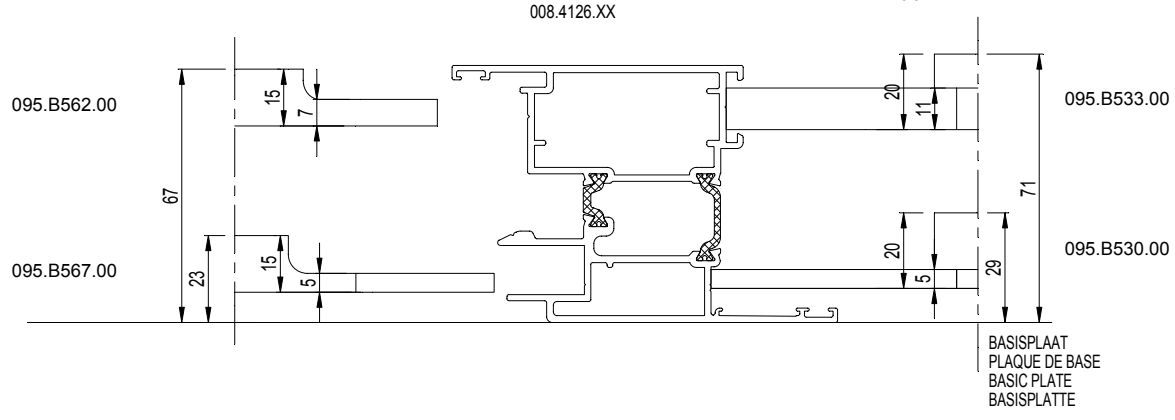

BASISPLAAT
PLAQUE DE BASE
BASIC PLATE
BASISPLATTE

D0078601

008.0598.XX
008.1898.XX

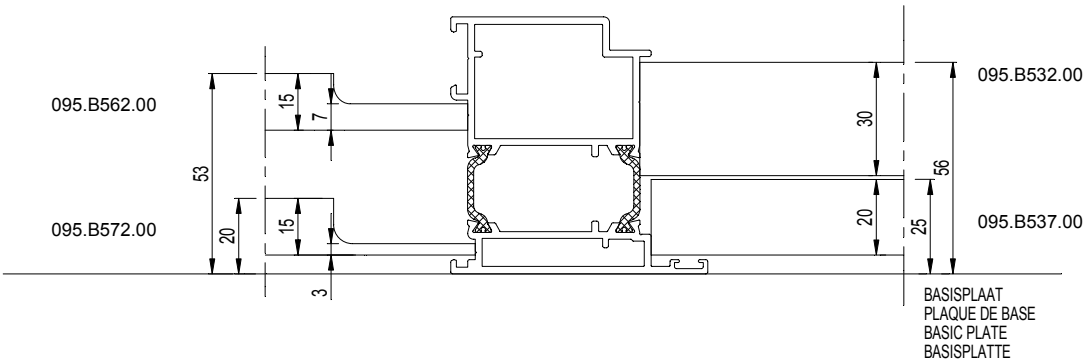

008.0469.XX
008.0569.XX

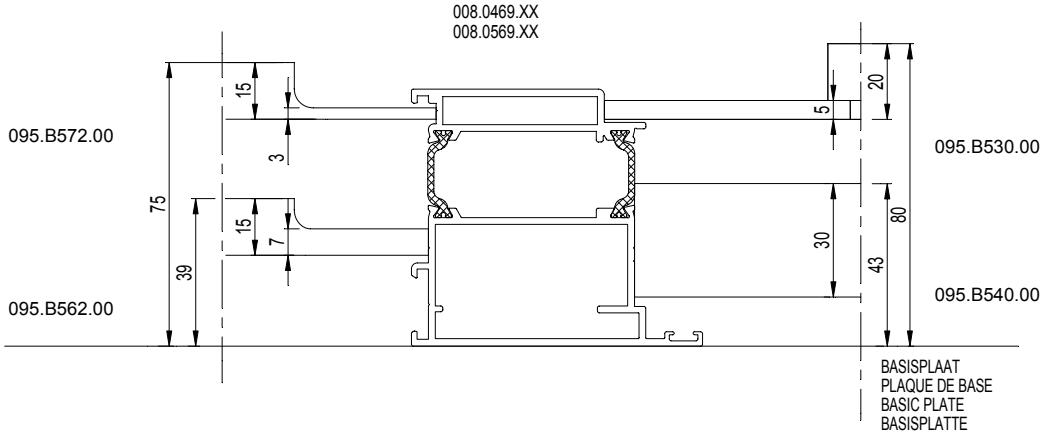

008.0016.XX 008.2014.XX
008.1016.XX 008.2026.XX

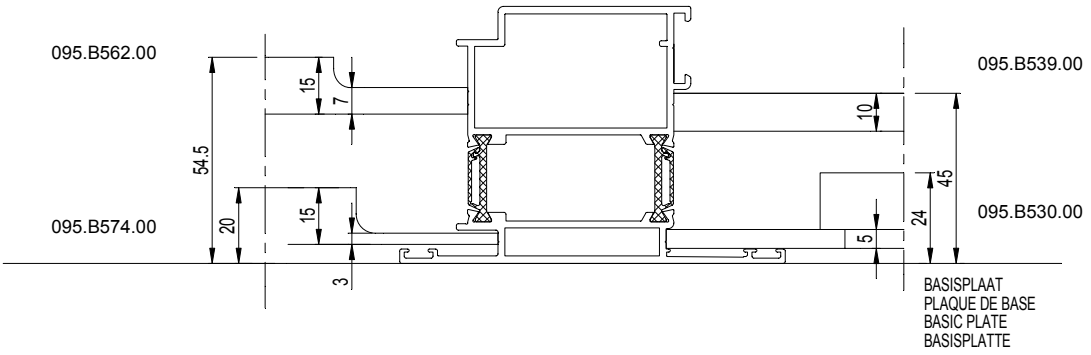

008.2502.XX
008.2503.XX
008.2504.XX

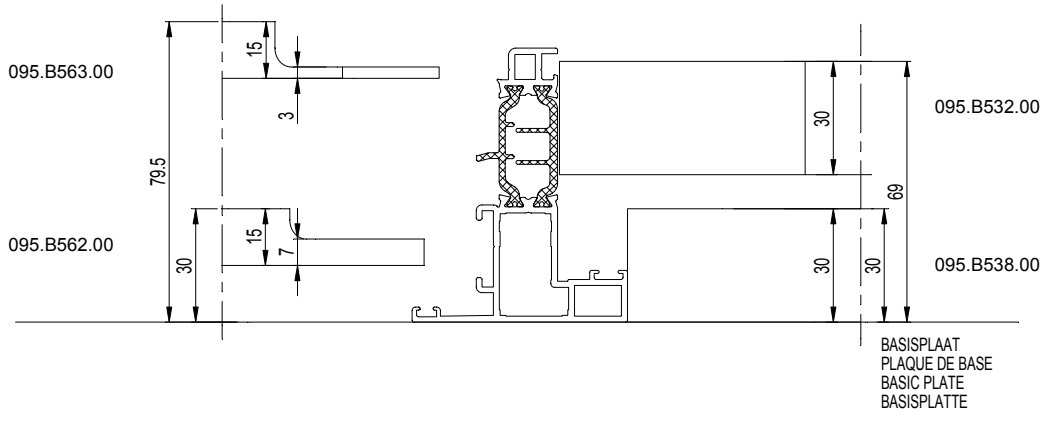

D0078601

008.3052.XX

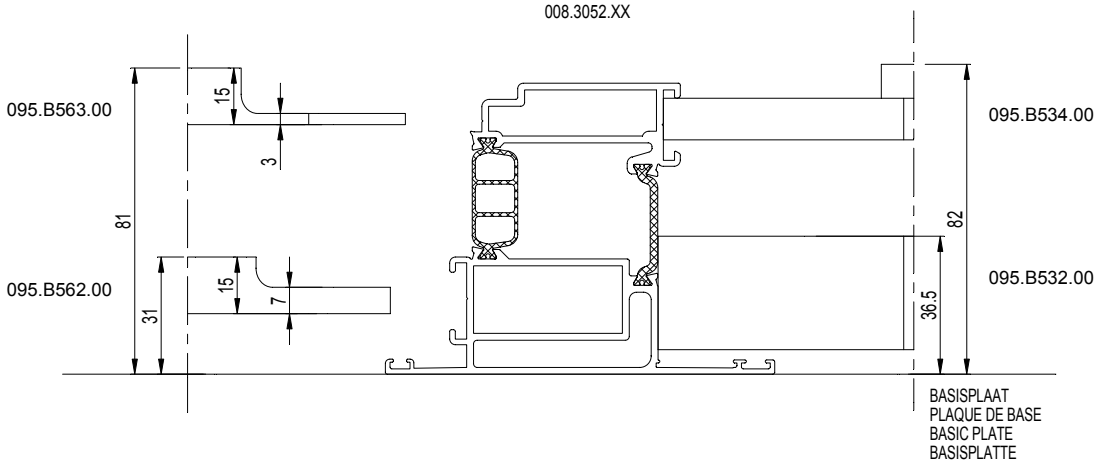

008.3190.XX

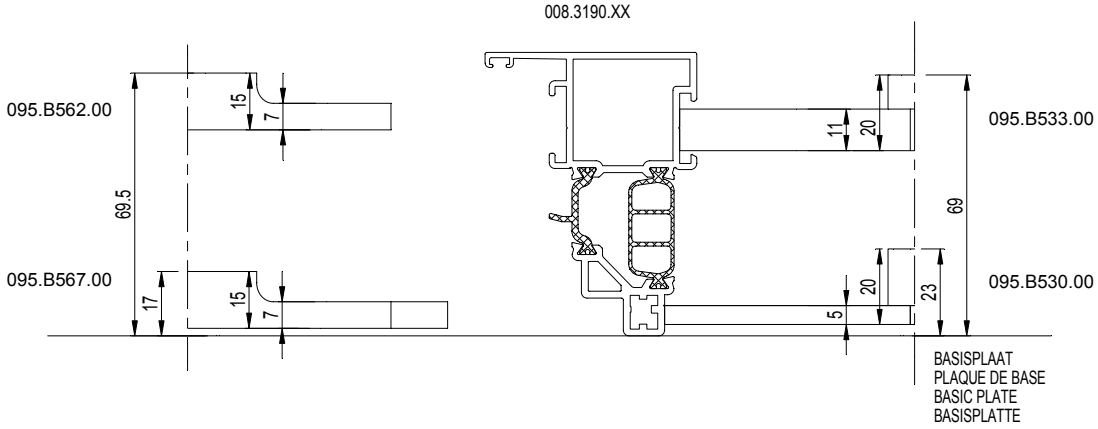

008.3191.XX

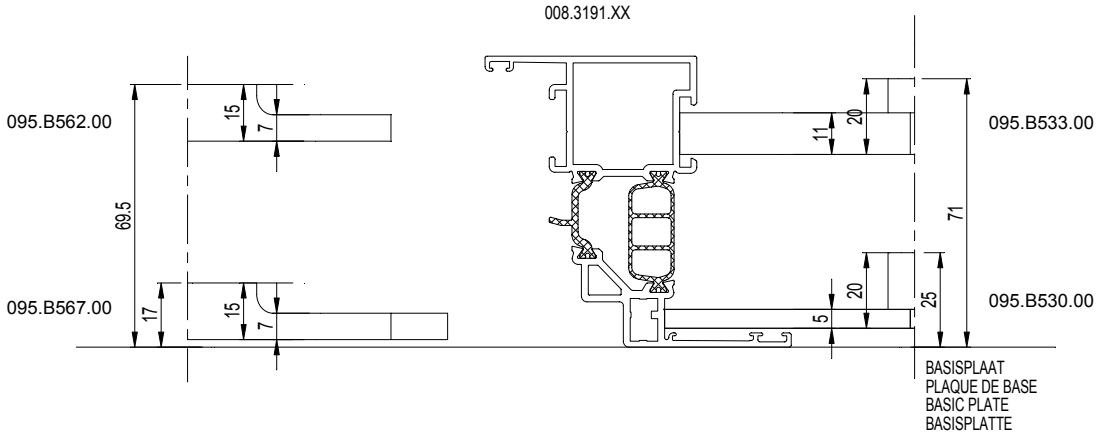

D0078609

008.3401.XX



008.0541.XX

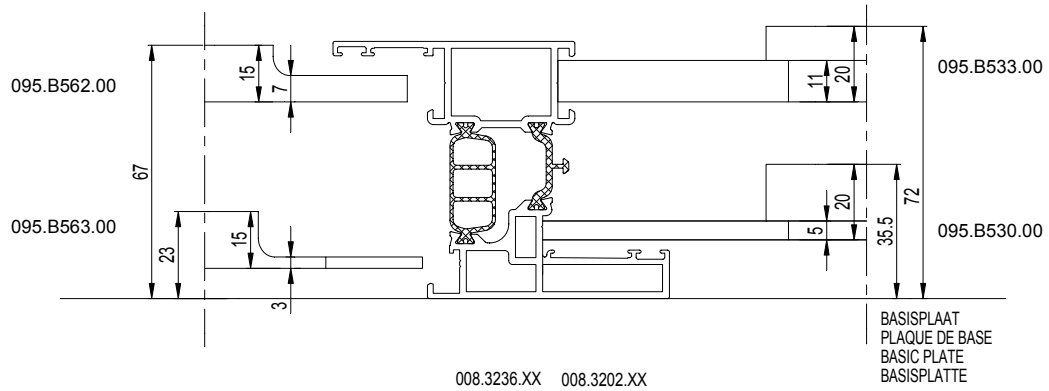

008.3236.XX
008.3216.XX
008.3213.XX
008.3220.XX
008.3202.XX
008.3292.XX
008.3221.XX

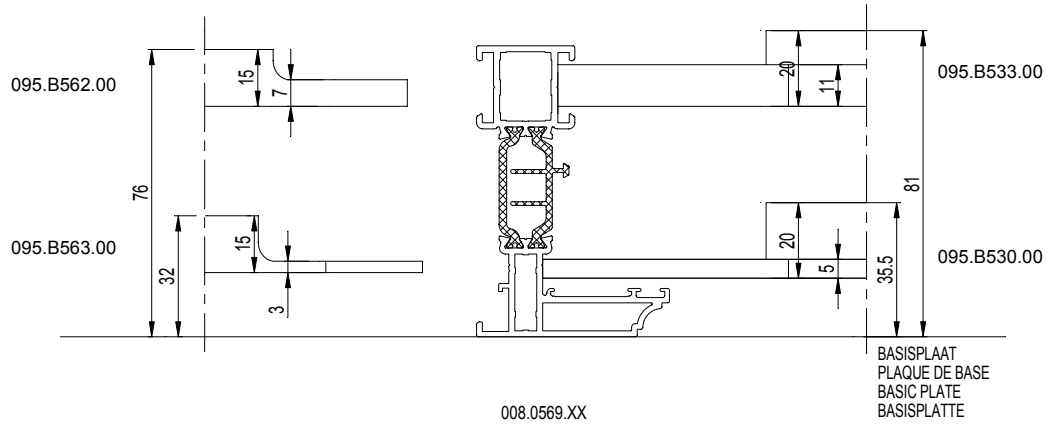

008.0569.XX
CS 77-FP
008.0469.XX

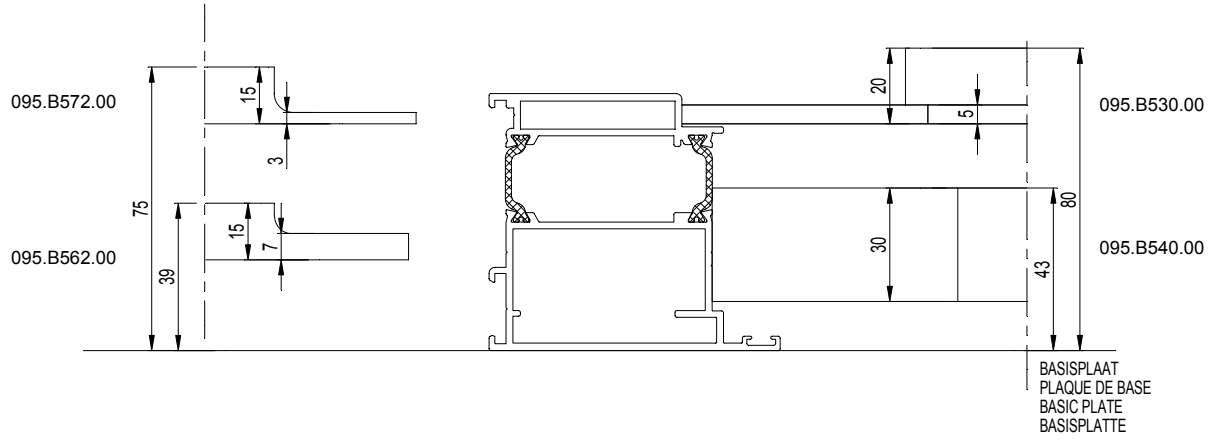

D0078609

CS 77

SCHROEFHOEKEN
EQUERRES A VISSER
SCREW CORNER CLEATS
SCHRAUBECKWINKEL

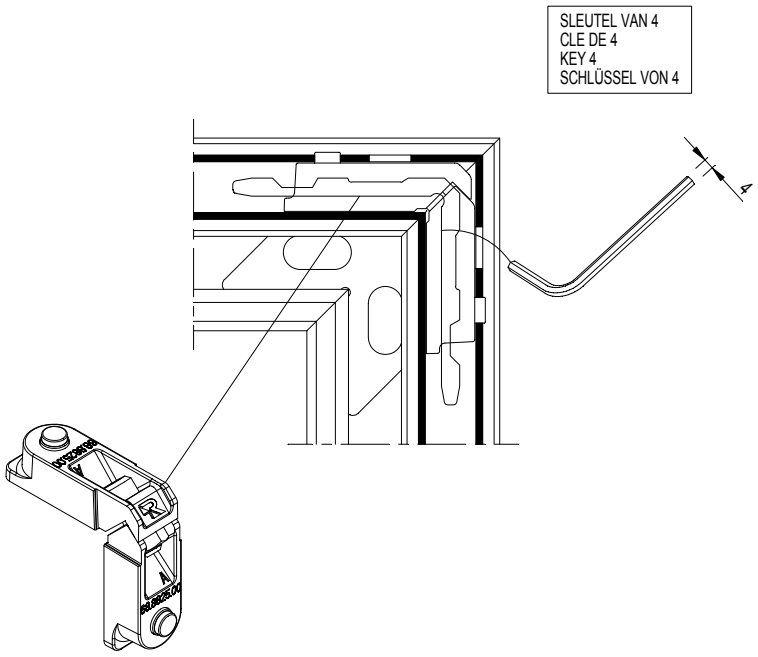

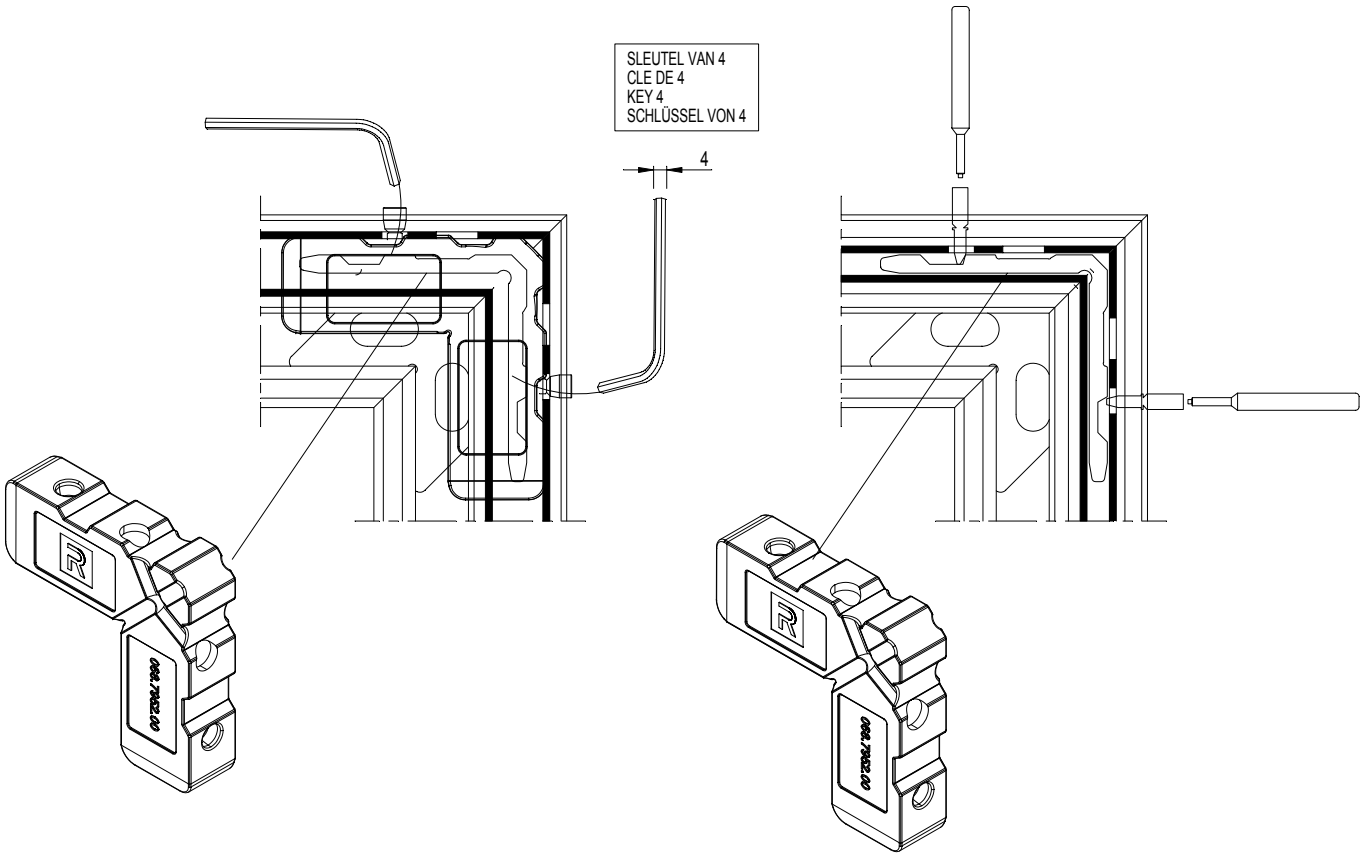

BIJKOMENDE INFO VOORBEREIDING/VERWERKING -> RAADPLEEG HOOFDSTUK B !
INFO COMPLEMENTAIRE PREPARATION/USINAGE -> CONSULTEZ CHAPITRE B !
ADDITIONAL INFO PREPARATION/PROCESSING -> CONSULT CHAPTER B !
ZUSAETZLICHE INFO VORBEREITUNG/VERARBEITUNG -> SIEHE KAPITEL B !

D0078704

CS 77

SCHROEFHOEKEN
EQUERRES A VISSER
SCREW CORNER CLEATS
SCHRAUBECKWINKEL

	095.C500.00		095.C600.00	008.3183.XX 008.3114.XX 008.3893.XX 008.3125.XX 008.3123.XX 008.3894.XX 008.3140.XX 008.0544.XX 008.3897.XX 008.3425.XX 008.0525.XX 008.4583.XX 008.3483.XX 008.3416.XX 008.4506.XX 008.3440.XX 008.3414.XX 008.3111.XX 008.3492.XX 008.3423.XX 008.0544.XX 008.3412.XX 008.3443.XX 008.3421.XX 008.3444.XX 008.3120.XX 008.3451.XX
			097.P100.00 097.P200.00 097.O800.00	
	095.C700.00		097.P100.00 097.P200.00 097.O800.00	
	---		---	

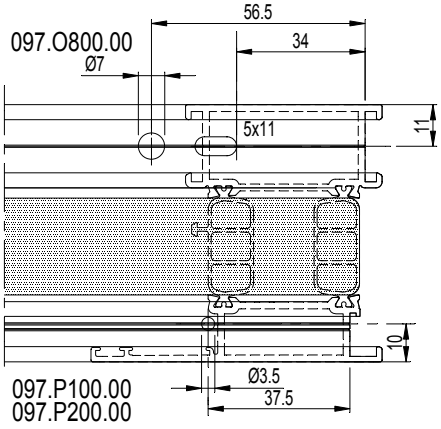

	095.C500.00		095.C600.00	008.3192.XX 008.3121.XX 008.3112.XX
			097.P100.00 097.P200.00 097.O800.00	
	095.C700.00		097.P100.00 097.P200.00 097.O800.00	
	---		---	

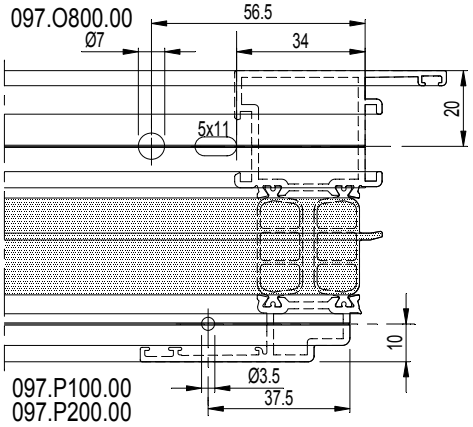

	095.C500.00		095.C600.00	008.3216.XX 008.3220.XX
			097.P100.00 097.P200.00 097.O800.00	
	095.C700.00		097.P100.00 097.P200.00 097.O800.00	
	---		---	

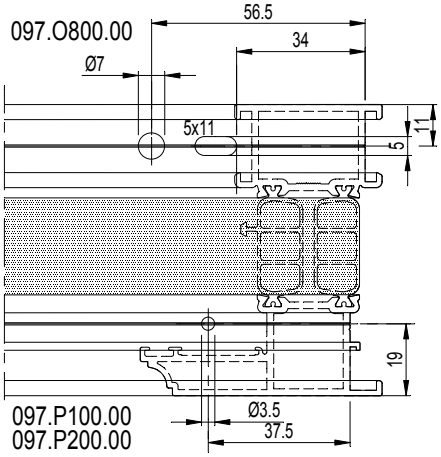

Toegepast voor:
Appliqué pour:
Applied for:
Angewandt bei:

068.8838.00
068.8839.00
068.8840.00
068.8841.00
068.8842.00
068.8843.00
068.8844.00
068.8845.00
068.8847.00

D0078704

CS 77

SCHROEFHOEKEN
EQUERRES A VISSER
SCREW CORNER CLEATS
SCHRAUBECKWINKEL

	095.C500.00		095.C600.00	008.3292.XX 008.3221.XX
			097.P100.00 097.P200.00 097.O800.00	
	095.C700.00		097.P100.00 097.P200.00 097.O800.00	
	---		---	

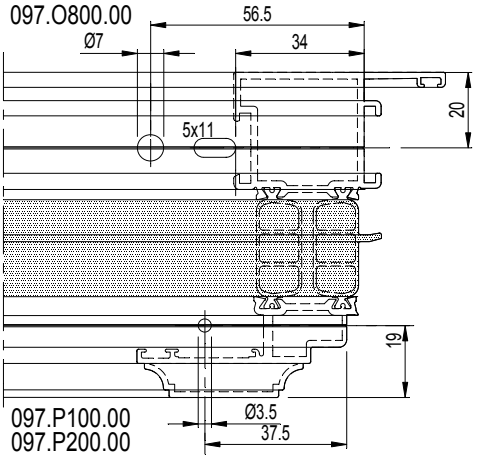

	095.C500.00		095.C600.00 097.P000.00 097.O900.00	008.3136.XX 008.3413.XX 008.3139.XX 008.3442.XX 008.3141.XX 008.3896.XX 008.3197.XX 008.4536.XX 008.3436.XX 008.4505.XX 008.3402.XX 008.4513.XX 008.3113.XX
			097.O800.00	
	097.0082.00		097.F800.00	

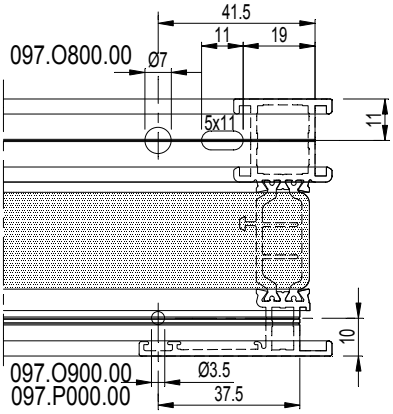

	095.C500.00		095.C600.00 097.P000.00 097.O900.00	008.3102.XX
			097.O800.00	
	097.0082.00		097.F800.00	

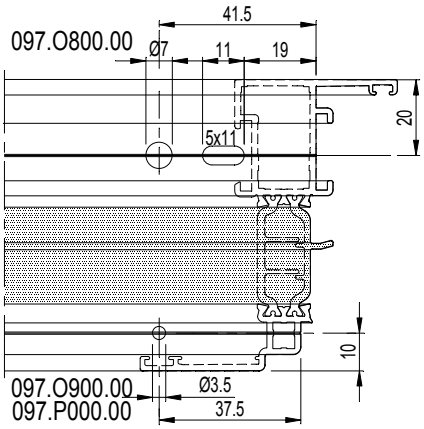

Toegepast voor:
Appliqué pour:
Applied for:
Angewandt bei:



D0078705

CS 77

SCHROEFHOEKEN
EQUERRES A VISSER
SCREW CORNER CLEATS
SCHRAUBECKWINKEL

095.C500.00	095.C600.00 097.P000.00 097.O900.00	008.3236.XX 008.3213.XX	
	097.O800.00		
097.0082.00	097.F800.00		

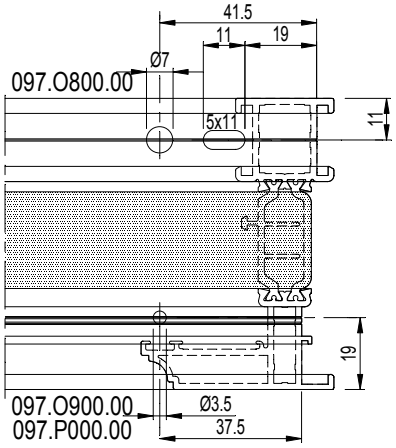

095.C500.00	095.C600.00 097.P000.00 097.O900.00	008.2499.XX 008.2502.XX 008.2503.XX 008.2504.XX 008.2500.XX	
	097.O800.00		

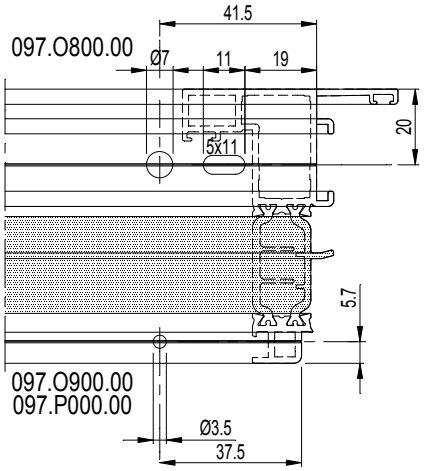

095.C500.00	095.C600.00 097.P000.00 097.O900.00	008.3202.XX	
	097.O800.00		
097.0082.00	097.F800.00		

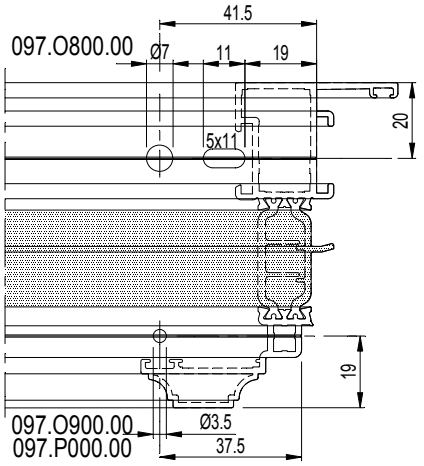

Toegepast voor:
Appliqué pour:
Applied for:
Angewandt bei:

068.8838.00
068.8839.00
068.8840.00
068.8841.00
068.8842.00
068.8843.00
068.8844.00
068.8845.00
068.8847.00

D0078705

CS 77

SCHROEFHOEKEN
EQUERRES A VISSER
SCREW CORNER CLEATS
SCHRAUBECKWINKEL

097.0411.00	008.1455.XX 008.3123.XX 008.1456.XX 008.0544.XX 008.3483.XX 008.0525.XX 008.3425.XX 008.3100.XX 008.3440.XX 008.3109.XX 008.3183.XX 008.3110.XX 008.3140.XX 008.3893.XX 008.3125.XX 008.3894.XX 008.3120.XX 008.3897.XX 008.4506.XX 008.4583.XX

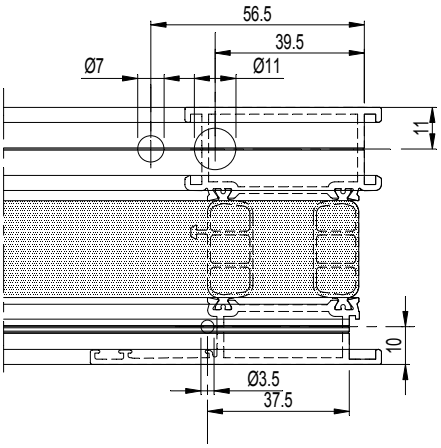

097.0411.00	008.3192.XX 008.3121.XX 008.3112.XX 008.3052.XX

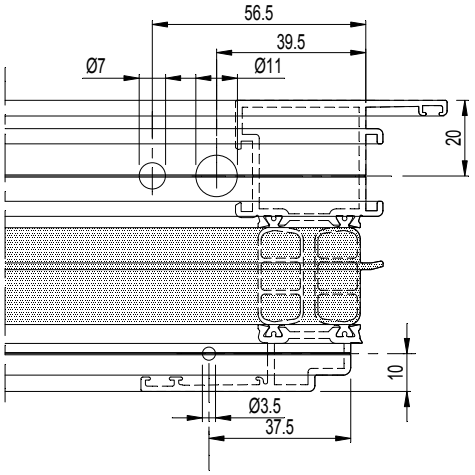

097.0411.00	008.3216.XX 008.3220.XX

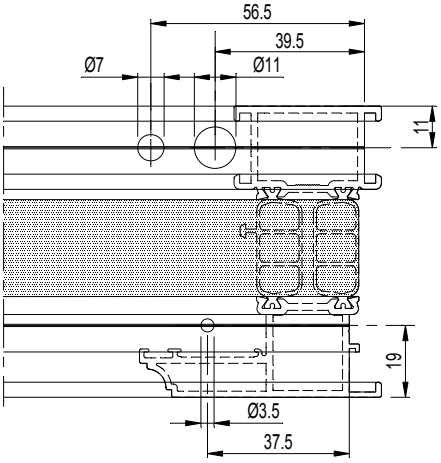

097.0411.00	008.3292.XX 008.3221.XX

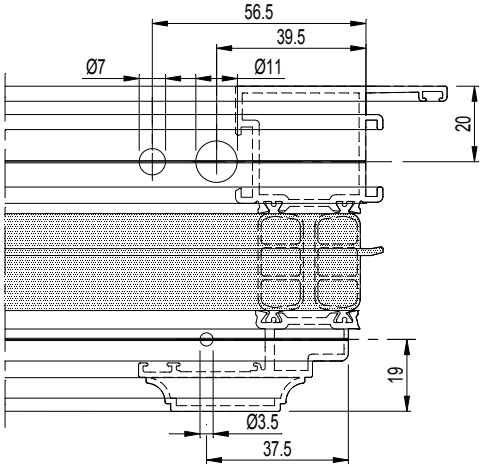

Toegepast voor:
Appliqué pour:
Applied for:
Angewandt bei:

068.8838.00 068.8839.00 068.8840.00 068.8841.00 068.8842.00 068.8843.00 068.8844.00 068.8845.00 068.8847.00

D0078706

097.0411.00	008.3896.XX 008.4505.XX 008.3136.XX 008.4513.XX 008.3139.XX 008.3436.XX 008.3113.XX 008.4536.XX

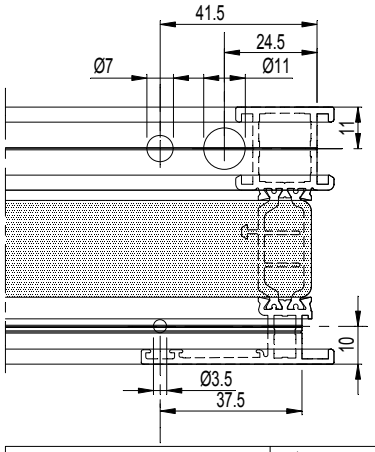

097.0411.00	008.3102.XX

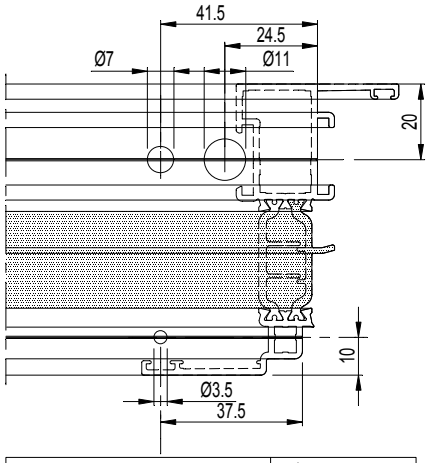

097.0411.00	008.3236.XX 008.3213.XX

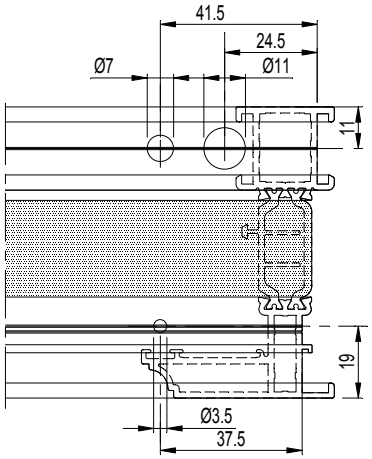

097.0411.00	008.2499.XX 008.2502.XX 008.2503.XX 008.2504.XX 008.2500.XX

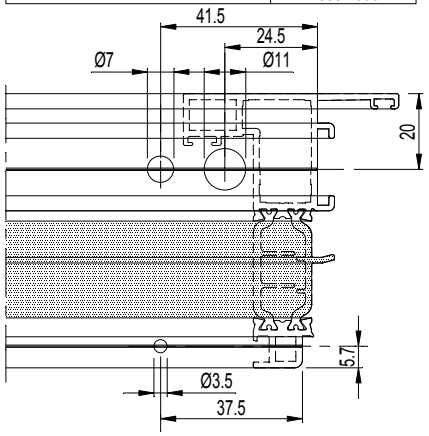

097.0411.00	008.3202.XX

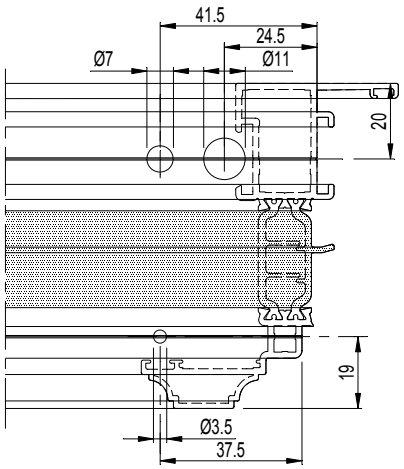

Toegepast voor:
Appliqué pour:
Applied for:
Angewandt bei:

068.8838.00
068.8839.00
068.8840.00
068.8841.00
068.8842.00
068.8843.00
068.8844.00
068.8845.00
068.8847.00

D0078706

CS 77

SCHROEFHOEKEN
EQUERRES A VISSER
SCREW CORNER CLEATS
SCHRAUBECKWINKEL

D0078707

	095.C500.00		095.C600.00	008.0469.XX 008.1898.XX 008.0569.XX 008.0598.XX
			097.P300.00 097.P500.00	
	095.C700.00		097.P300.00 097.P500.00	

068.8805.00
068.8817.00

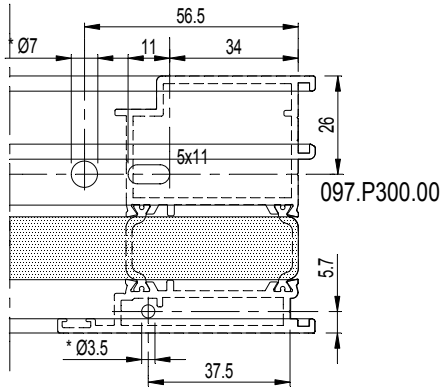

097.P500.00

	095.C500.00		095.C600.00	008.0569.XX 008.0598.XX
			097.T400.00 097.P500.00	
	095.C700.00		097.T400.00 097.P500.00	

068.8807.00

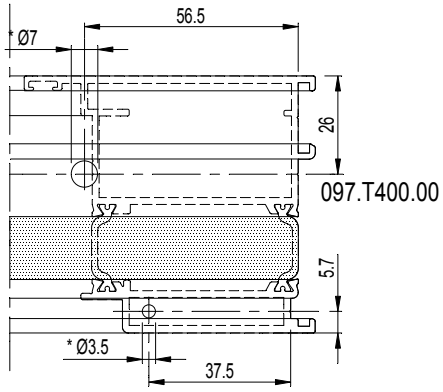

097.P500.00

	095.C500.00		095.C600.00	008.2014.XX 008.2016.XX 008.1016.XX
			097.P300.00 097.P500.00	
	095.C700.00		097.P300.00 097.P500.00	

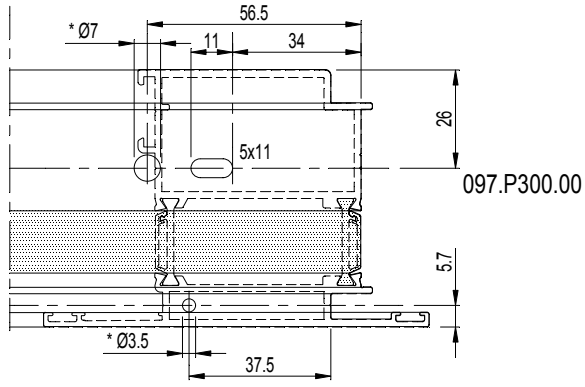

097.P500.00

	095.C500.00		095.C600.00	008.2014.XX 008.2016.XX 008.1016.XX
			097.T400.00 097.P500.00	
	095.C700.00		097.T400.00 097.P500.00	

068.8807.00

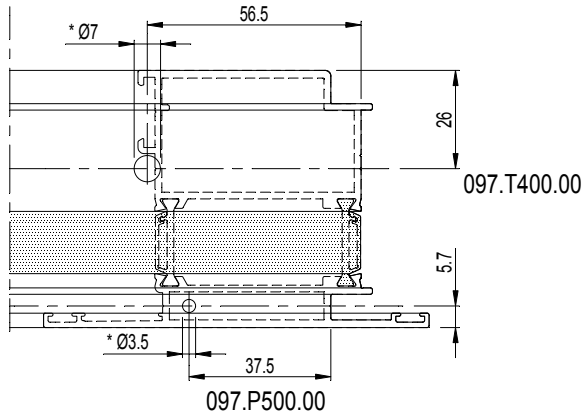

097.P500.00

D0078707

SBZ 122 SBZ 140	008.3183.XX 008.3893.XX 008.3125.XX 008.0525.XX 008.3140.XX 008.3894.XX 008.3425.XX 008.3897.XX 008.3483.XX 008.4583.XX 008.3440.XX

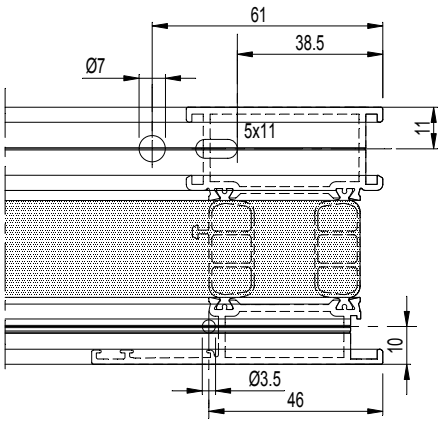

SBZ 122 SBZ 140	008.3492.XX 008.0544.XX 008.3451.XX 008.3412.XX 008.3416.XX 008.3111.XX 008.3421.XX 008.3414.XX 008.3120.XX 008.3423.XX 008.3114.XX 008.3443.XX 008.3123.XX 008.3444.XX

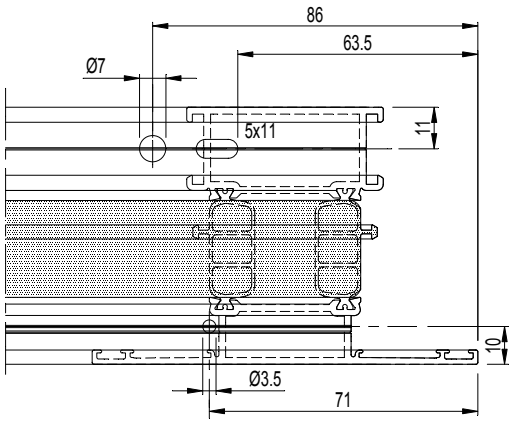

SBZ 122 SBZ 140	008.4506.XX

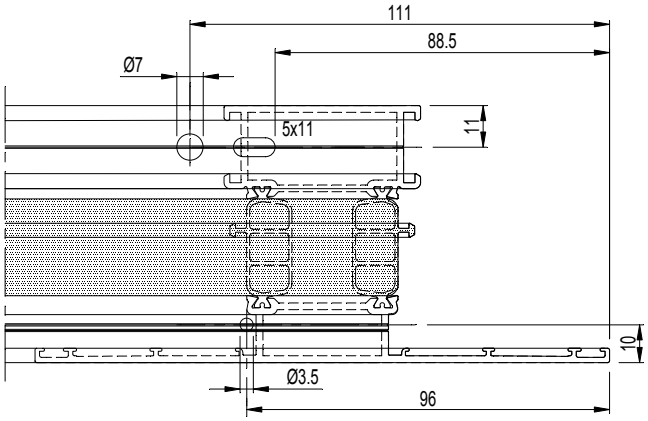

SBZ 122 SBZ 140	008.3192.XX 008.3121.XX 008.3112.XX

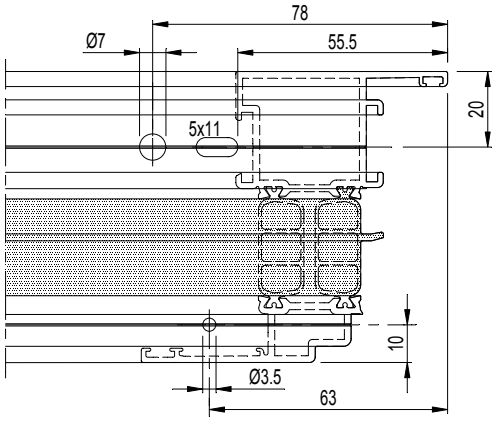

Toegepast voor: Appliqué pour: Applied for: Angewandt bei:	068.8838.00 068.8839.00 068.8840.00 068.8841.00 068.8842.00 068.8843.00 068.8844.00 068.8845.00 068.8847.00

D0078708

SBZ 122
SBZ 140

008.3216.XX

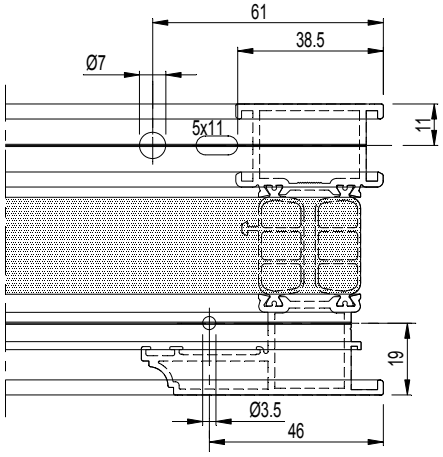

SBZ 122
SBZ 140

008.3220.XX

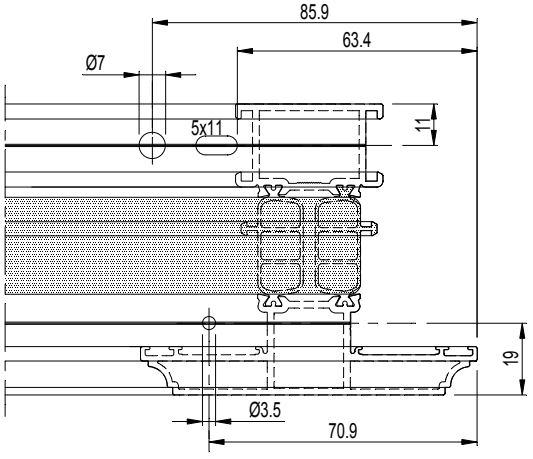

SBZ 122
SBZ 140

008.3292.XX
008.3221.XX

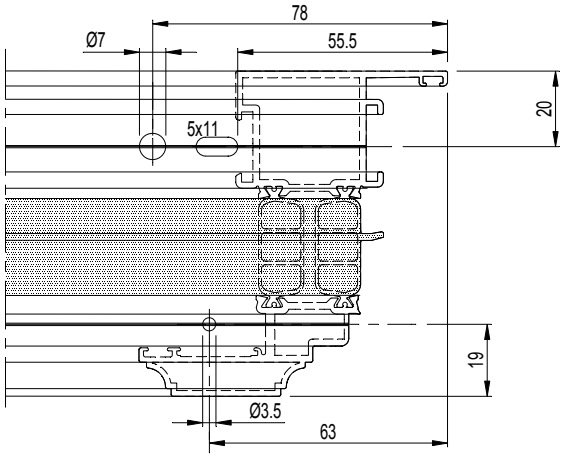

Toegepast voor:
Appliqué pour:
Applied for:
Angewandt bei:

068.8838.00
068.8839.00
068.8840.00
068.8841.00
068.8842.00
068.8843.00
068.8844.00
068.8845.00
068.8847.00

D0078708

SBZ 122 SBZ 140	008.3136.XX 008.3436.XX 008.3896.XX 008.4536.XX

SBZ 122 SBZ 140	008.3402.XX 008.4513.XX 008.3113.XX 008.3413.XX 008.3442.XX

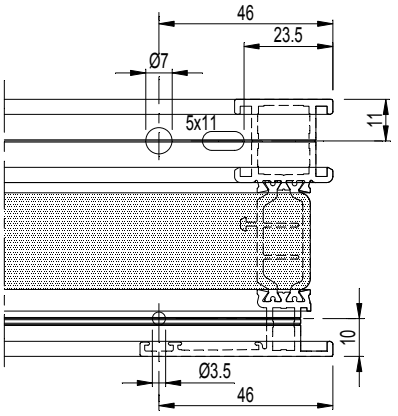

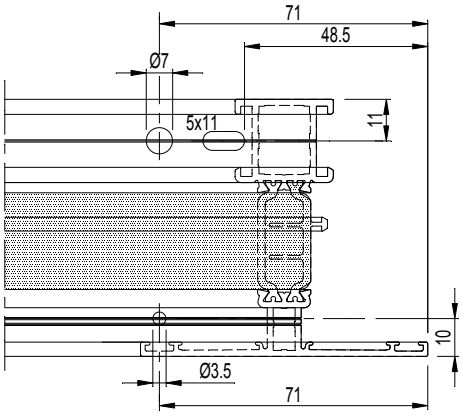

SBZ 122 SBZ 140	008.4505.XX

SBZ 122 SBZ 140	008.3102.XX

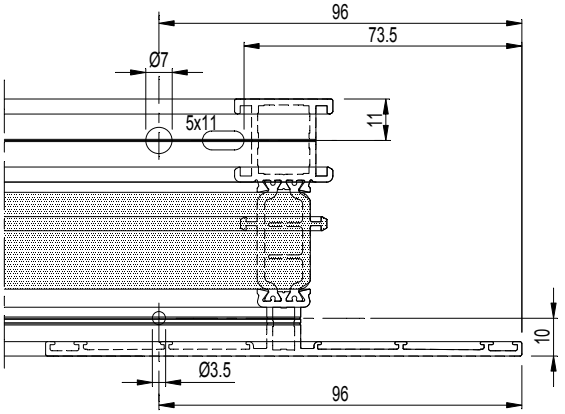

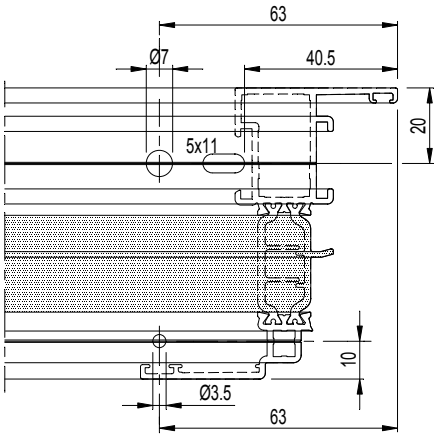

Toegepast voor:
Appliqué pour:
Applied for:
Angewandt bei:

068.8838.00
068.8839.00
068.8840.00
068.8841.00
068.8842.00
068.8843.00
068.8844.00
068.8845.00
068.8847.00

D0078709

SBZ 122 SBZ 140	008.3236.XX

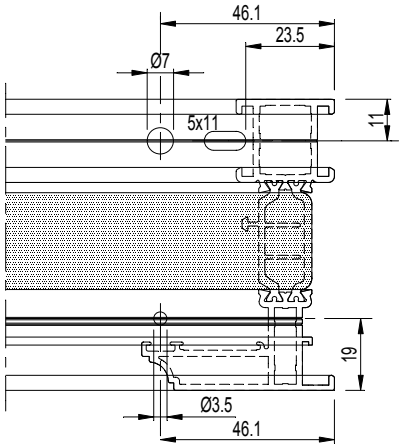

SBZ 122 SBZ 140	008.2499.XX 008.2500.XX 008.2502.XX 008.2503.XX 008.2504.XX

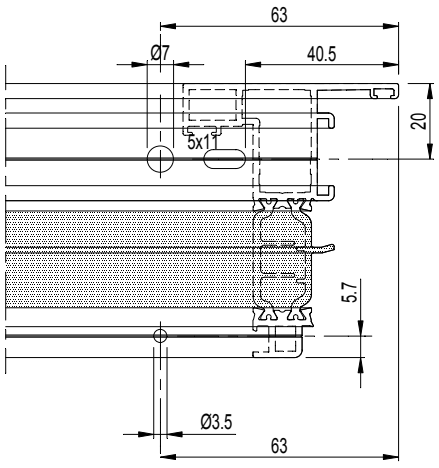

SBZ 122 SBZ 140	008.3213.XX

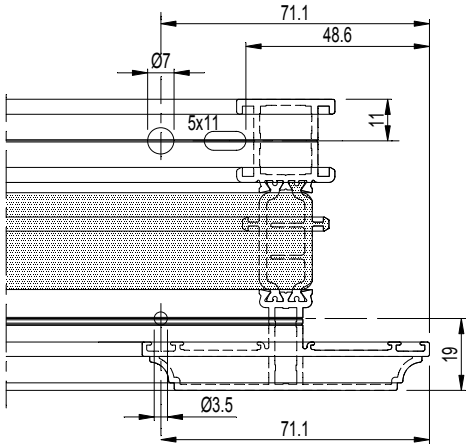

SBZ 122 SBZ 140	008.3202.XX

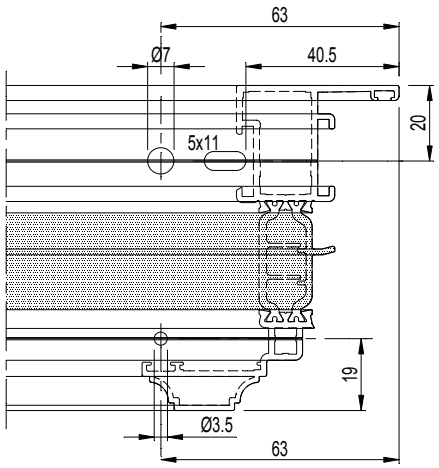

Toegepast voor:
Appliqué pour:
Applied for:
Angewandt bei:

068.8838.00
068.8839.00
068.8840.00
068.8841.00
068.8842.00
068.8843.00
068.8844.00
068.8845.00
068.8847.00

D0078709

CS 77

SCHROEFHOEKEN
EQUERRES A VISSER
SCREW CORNER CLEATS
SCHRAUBECKWINKEL

D0078710

SBZ 122 SBZ 140	008.0469.XX 008.1898.XX 008.0569.XX 008.0598.XX

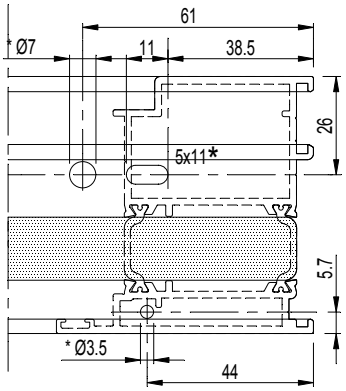

SBZ 122 SBZ 140	008.2014.XX 008.2016.XX 008.1016.XX

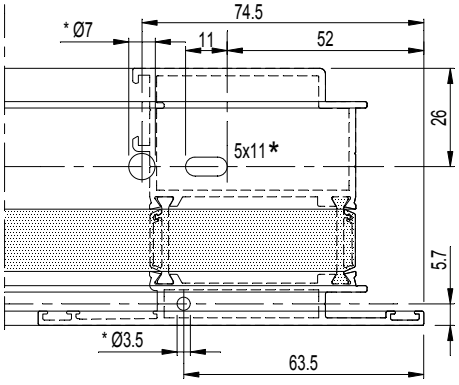

* enkel bij
* seulement pour
* only for
* nur bei

068.8805.00
068.8817.00

D0078710

CS 77

SCHROEFHOEKEN
EQUERRES A VISSER
SCREW CORNER CLEATS
SCHRAUBECKWINKEL

095.C500.00		095.C600.00	008.3183.XX 008.3114.XX 008.3893.XX 008.3125.XX 008.3123.XX 008.3894.XX 008.3140.XX 008.0544.XX 008.3897.XX 008.3425.XX 008.0525.XX 008.4583.XX 008.3483.XX 008.3416.XX 008.4506.XX 008.3440.XX 008.3414.XX 008.3111.XX 008.3492.XX 008.3423.XX 008.0544.XX 008.3412.XX 008.3443.XX 008.3421.XX 008.3444.XX 008.3120.XX 008.3451.XX	
		097.P100.00 097.P200.00 097.O800.00		
095.C700.00		097.P100.00 097.P200.00 097.O800.00		
---		---		

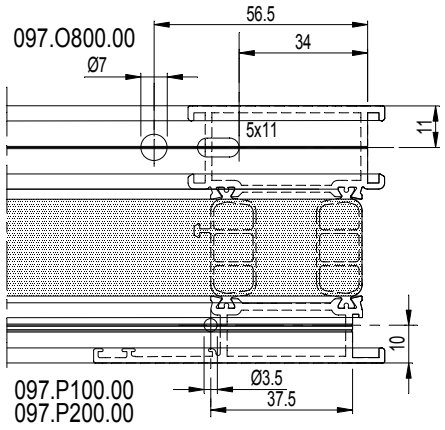

095.C500.00		095.C600.00	008.3192.XX 008.3121.XX 008.3112.XX	
		097.P100.00 097.P200.00 097.O800.00		
095.C700.00		097.P100.00 097.P200.00 097.O800.00		
---		---		

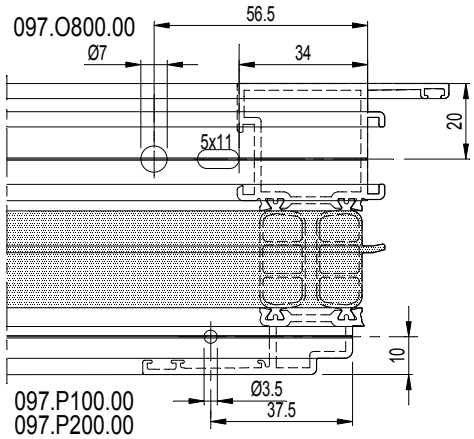

095.C500.00		095.C600.00	008.3216.XX 008.3220.XX	
		097.P100.00 097.P200.00 097.O800.00		
095.C700.00		097.P100.00 097.P200.00 097.O800.00		
---		---		

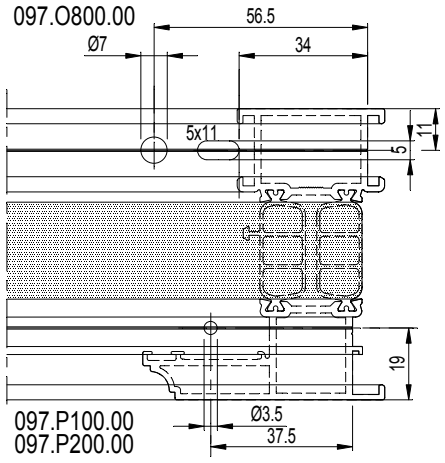

Toegepast voor:
Appliqué pour:
Applied for:
Angewandt bei:

068.7850.00
068.7851.00
068.7853.00
068.7854.00
068.7855.00
068.7856.00
068.7857.00
068.7952.00

D0078711

CS 77

SCHROEFHOEKEN
EQUERRES A VISSER
SCREW CORNER CLEATS
SCHRAUBECKWINKEL

	095.C500.00		095.C600.00	008.3292.XX 008.3221.XX
			097.P100.00 097.P200.00 097.O800.00	
	095.C700.00		097.P100.00 097.P200.00 097.O800.00	
	---		---	

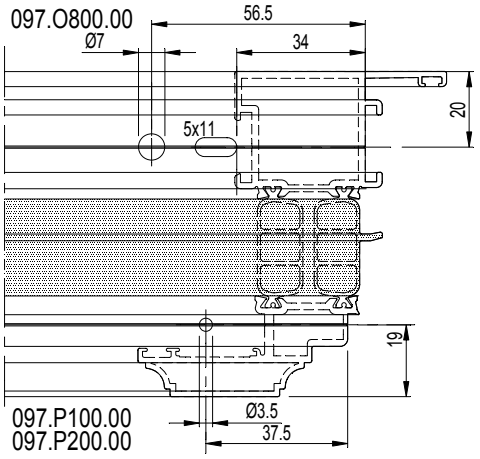

	095.C500.00		095.C600.00 097.P000.00 097.O900.00	008.3136.XX 008.3413.XX 008.3139.XX 008.3442.XX 008.3141.XX 008.3896.XX 008.3197.XX 008.4536.XX 008.3436.XX 008.4505.XX 008.3402.XX 008.4513.XX 008.3113.XX
			097.O800.00	
	097.0082.00		097.F800.00	

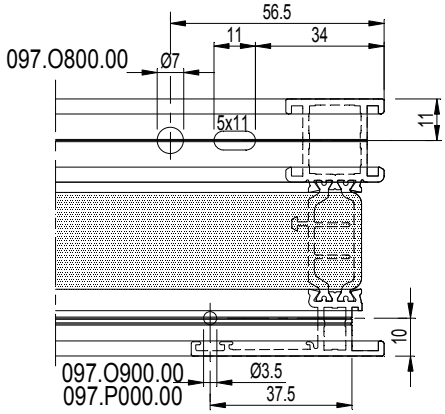

	095.C500.00		095.C600.00 097.P000.00 097.O900.00	008.3102.XX
			097.O800.00	
	097.0082.00		097.F800.00	

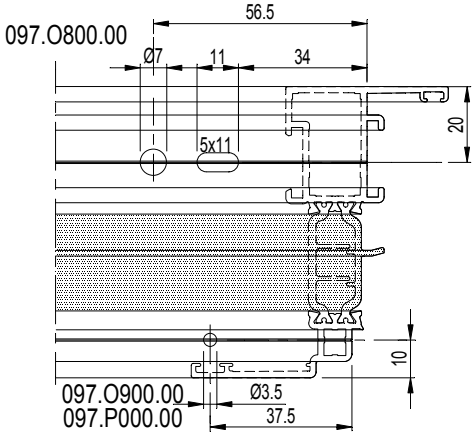

Toegepast voor:
Appliqué pour:
Applied for:
Angewandt bei:



D0078711

CS 77

SCHROEFHOEKEN
EQUERRES A VISSER
SCREW CORNER CLEATS
SCHRAUBECKWINKEL

REYNAERS aluminium

D0078712

095.C500.00		095.C600.00 097.P000.00 097.O900.00	008.3236.XX 008.3213.XX
		097.O800.00	
097.0082.00		097.F800.00	

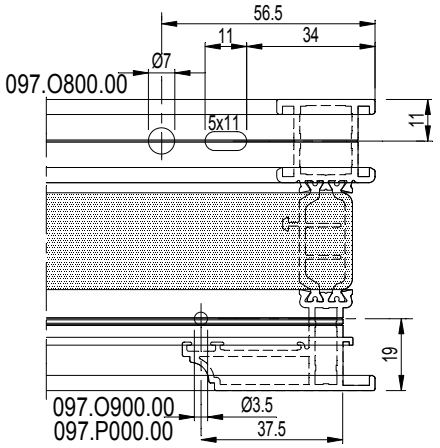

095.C500.00		095.C600.00 097.P000.00 097.O900.00	008.2499.XX 008.2502.XX 008.2503.XX 008.2504.XX 008.2500.XX
		097.O800.00	

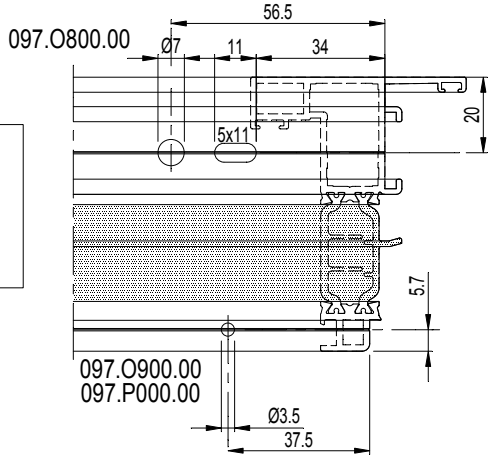

095.C500.00		095.C600.00 097.P000.00 097.O900.00	008.3202.XX
		097.O800.00	
097.0082.00		097.F800.00	

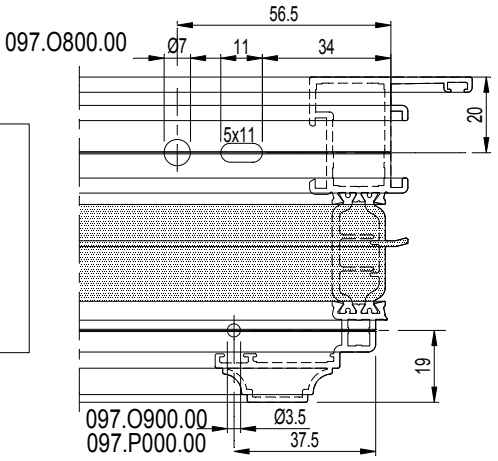

Toegepast voor:
Appliqué pour:
Applied for:
Angewandt bei:

068.7850.00
068.7851.00
068.7853.00
068.7854.00
068.7855.00
068.7856.00
068.7857.00
068.7952.00

D0078712

CS 77

SCHROEFHOEKEN
EQUERRES A VISSER
SCREW CORNER CLEATS
SCHRAUBECKWINKEL

097.0411.00	008.1455.XX 008.3123.XX 008.4506.XX 008.1456.XX 008.0544.XX 008.3896.XX 008.3483.XX 008.0525.XX 008.3136.XX 008.3425.XX 008.3100.XX 008.3139.XX 008.3440.XX 008.3109.XX 008.3436.XX 008.3183.XX 008.3110.XX 008.3113.XX 008.3140.XX 008.3893.XX 008.4536.XX 008.3125.XX 008.3894.XX 008.4505.XX 008.3120.XX 008.3897.XX 008.4513.XX 008.4583.XX

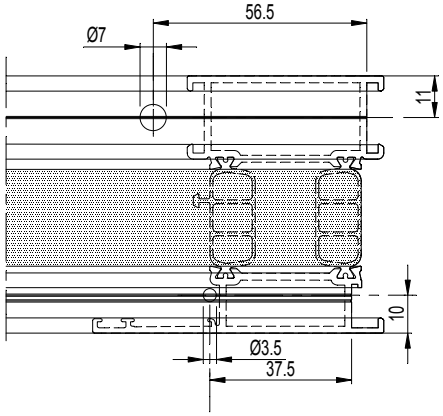

097.0411.00	008.3216.XX 008.3220.XX 008.3236.XX 008.3213.XX

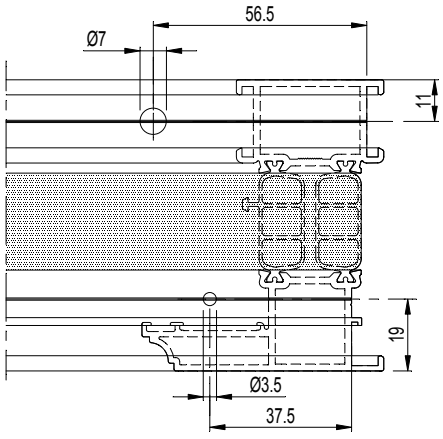

097.0411.00	008.2499.XX 008.2502.XX 008.2503.XX 008.2504.XX 008.2500.XX

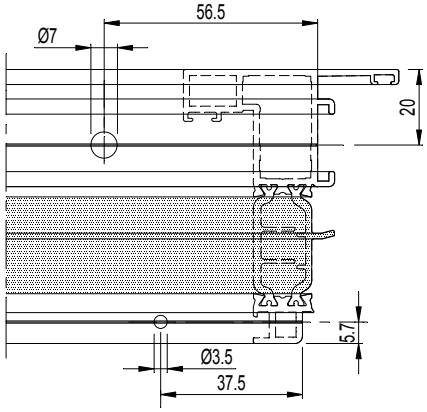

097.0411.00	008.3192.XX 008.3121.XX 008.3112.XX 008.3052.XX 008.3102.XX

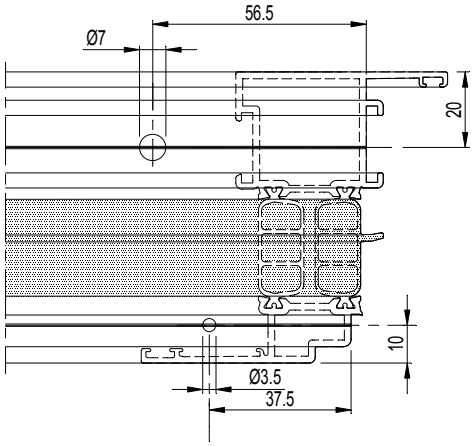

097.0411.00	008.3292.XX 008.3221.XX 008.3202.XX

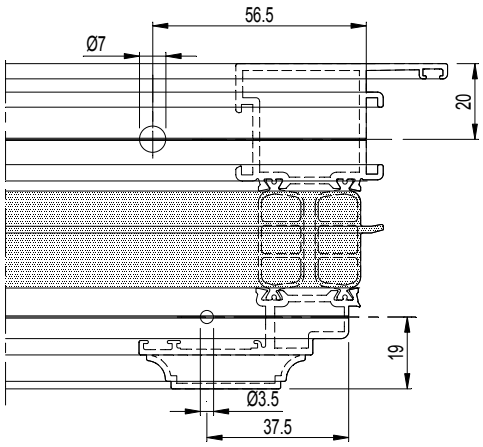

Toegepast voor: Appliqué pour: Applied for: Angewandt bei:	068.7850.00 068.7851.00 068.7853.00 068.7854.00 068.7855.00 068.7856.00 068.7857.00 068.7952.00

D0078713

SBZ 122 SBZ 140	008.3183.XX 008.3893.XX 008.3136.XX 008.3125.XX 008.0525.XX 008.3436.XX 008.3140.XX 008.3894.XX 008.3896.XX 008.3425.XX 008.3897.XX 008.3483.XX 008.4583.XX 008.3440.XX 008.4536.XX

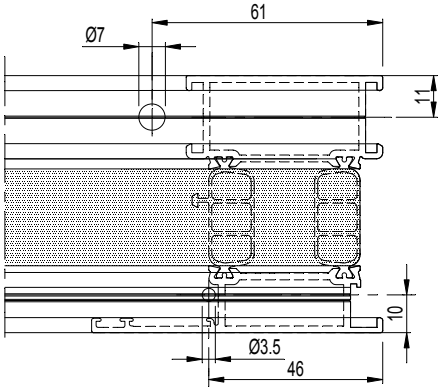

SBZ 122 SBZ 140	008.3192.XX 008.3121.XX 008.3112.XX 008.3102.XX

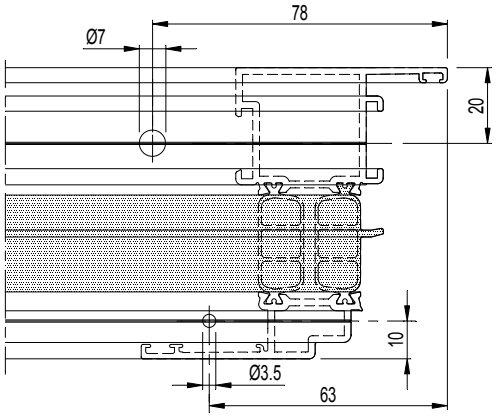

SBZ 122 SBZ 140	008.3492.XX 008.0544.XX 008.3451.XX 008.3402.XX 008.3412.XX 008.3416.XX 008.3111.XX 008.3421.XX 008.3414.XX 008.4513.XX 008.3120.XX 008.3423.XX 008.3113.XX 008.3114.XX 008.3443.XX 008.3413.XX 008.3123.XX 008.3444.XX 008.3442.XX

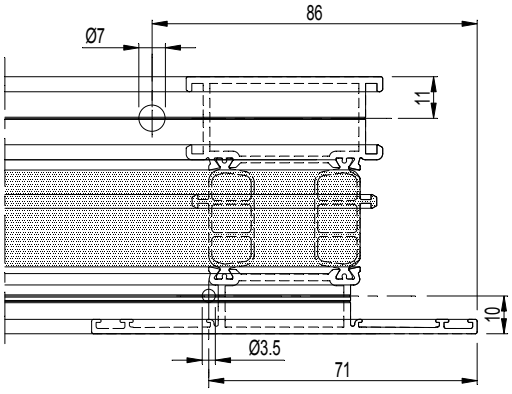

SBZ 122 SBZ 140	008.3216.XX 008.3236.XX

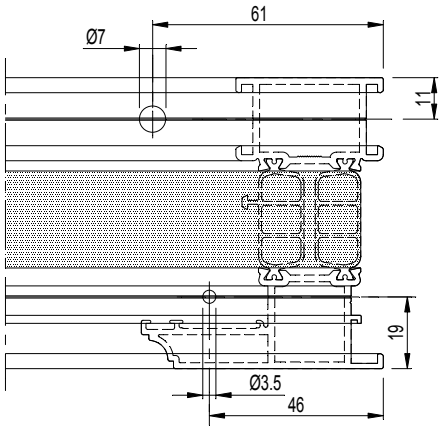

SBZ 122 SBZ 140	008.4506.XX 008.4505.XX

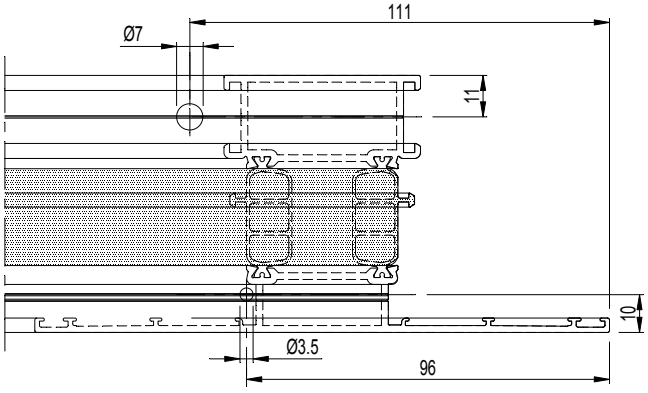

Toegepast voor:
Appliqué pour:
Applied for:
Angewandt bei:

068.7850.00
068.7851.00
068.7853.00
068.7854.00
068.7855.00
068.7856.00
068.7857.00
068.7952.00

D0078713

CS 77

SCHROEFHOEKEN
EQUERRES A VISSER
SCREW CORNER CLEATS
SCHRAUBECKWINKEL

D0078714

SBZ 122 SBZ 140	008.3220.XX 008.3213.XX

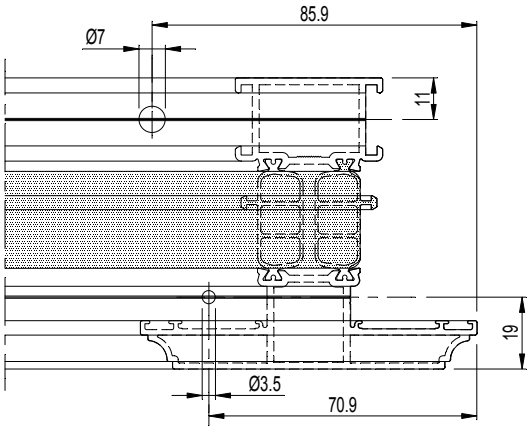

SBZ 122 SBZ 140	008.3292.XX 008.3221.XX 008.3202.XX

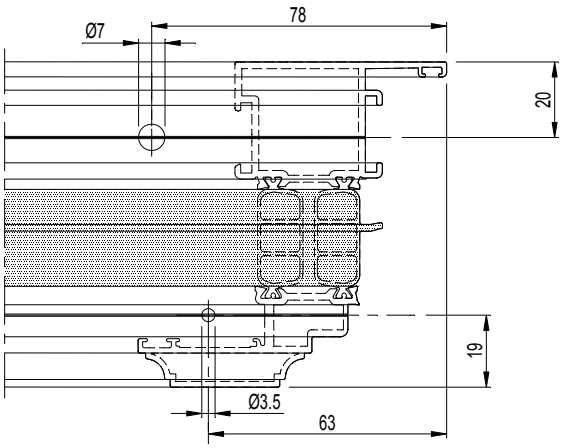

SBZ 122 SBZ 140	008.2499.XX 008.2500.XX 008.2502.XX 008.2503.XX 008.2504.XX

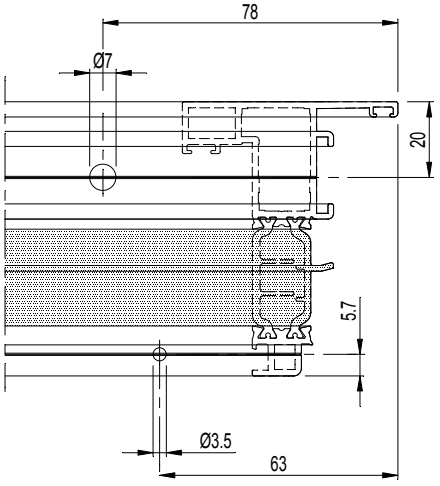

Toegepast voor:
Appliqué pour:
Applied for:
Angewandt bei:

068.7850.00
068.7851.00
068.7853.00
068.7854.00
068.7855.00
068.7856.00
068.7857.00
068.7952.00

D0078714

CS 77

SCHROEFHOEKEN VERSTELBAAR
EQUERRES A VISSER REGLABLES
SCREW CORNER CLEATS ADJUSTABLE
SCHRAUBECKWINKEL VERSTELLBAR

D0078275

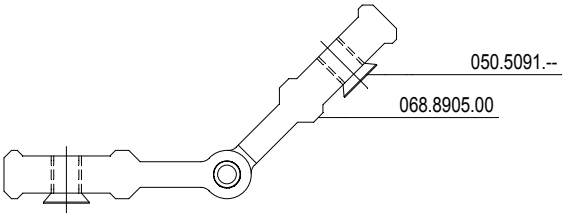
050.5091.--
068.8905.00

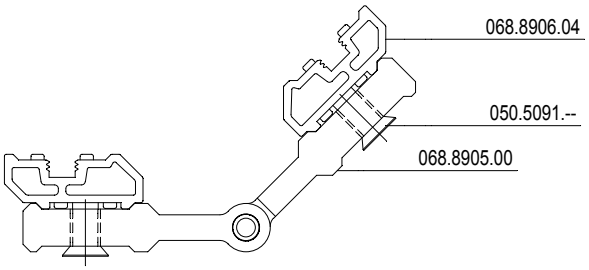
068.8906.04
050.5091.--
068.8905.00

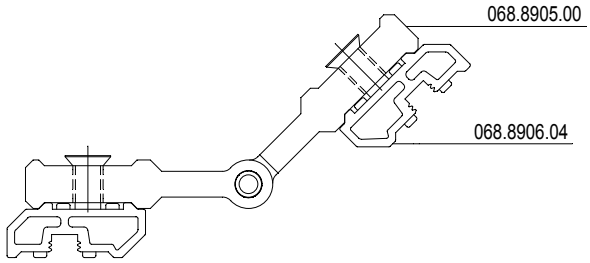
068.8905.00
068.8906.04

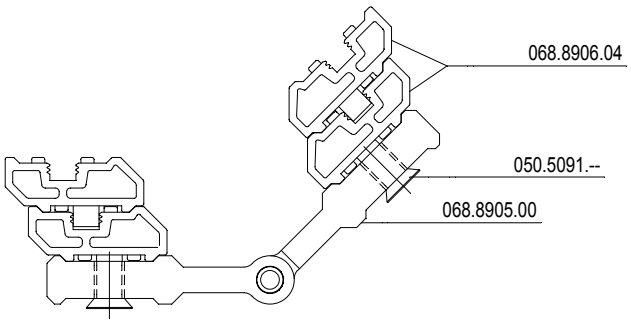
068.8906.04
050.5091.--
068.8905.00

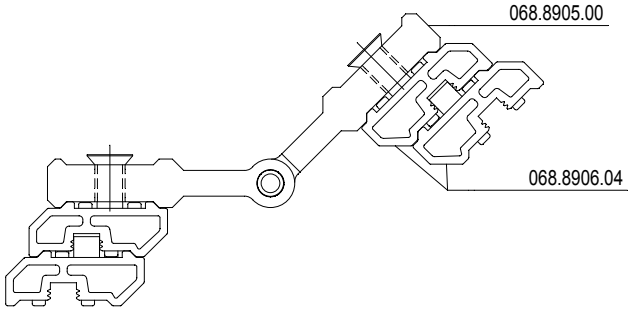
068.8905.00
068.8906.04

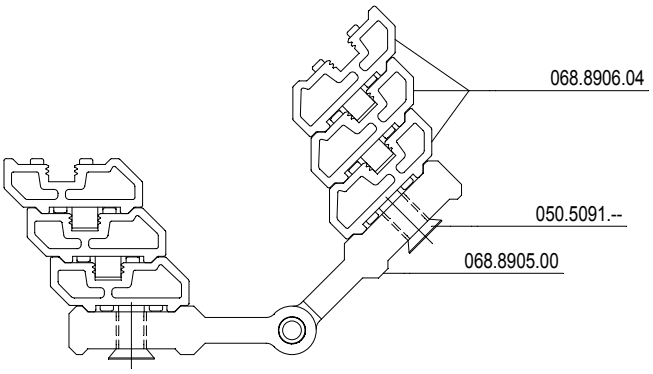
068.8906.04
050.5091.--
068.8905.00

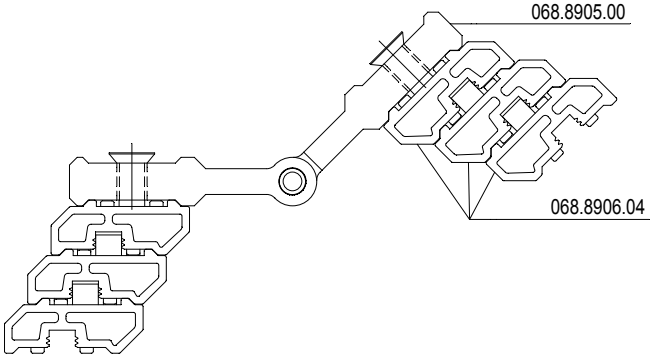
068.8905.00
068.8906.04

D0078275

CS 77

SCHROEFHOEKEN VERSTELBAAR
EQUERRES A VISSER REGLABLES
SCREW CORNER CLEATS ADJUSTABLE
SCHRAUBECKWINKEL VERSTELLBAR

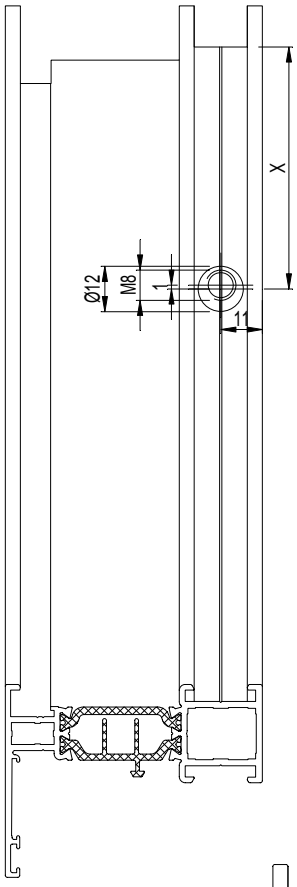

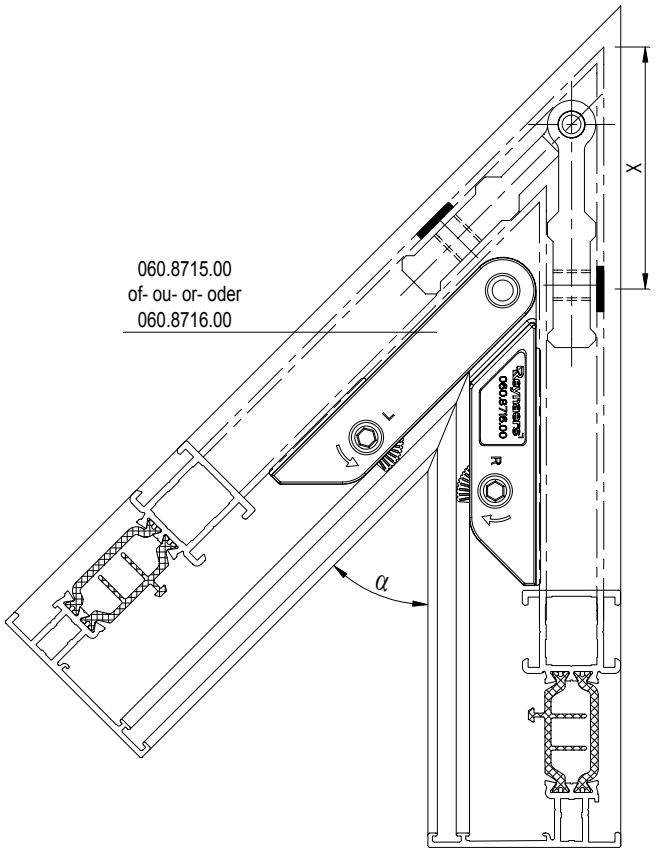

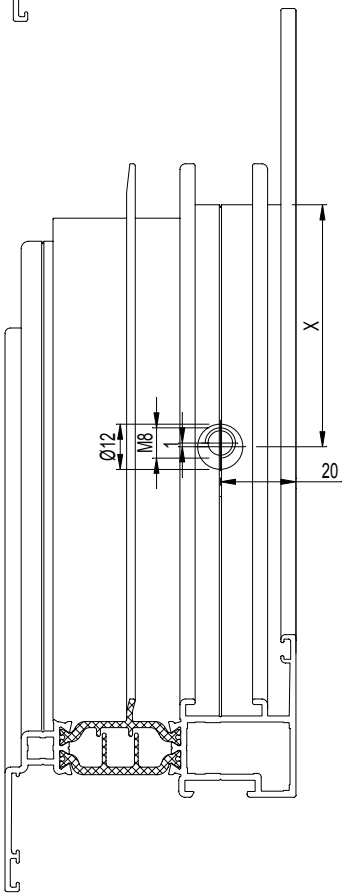

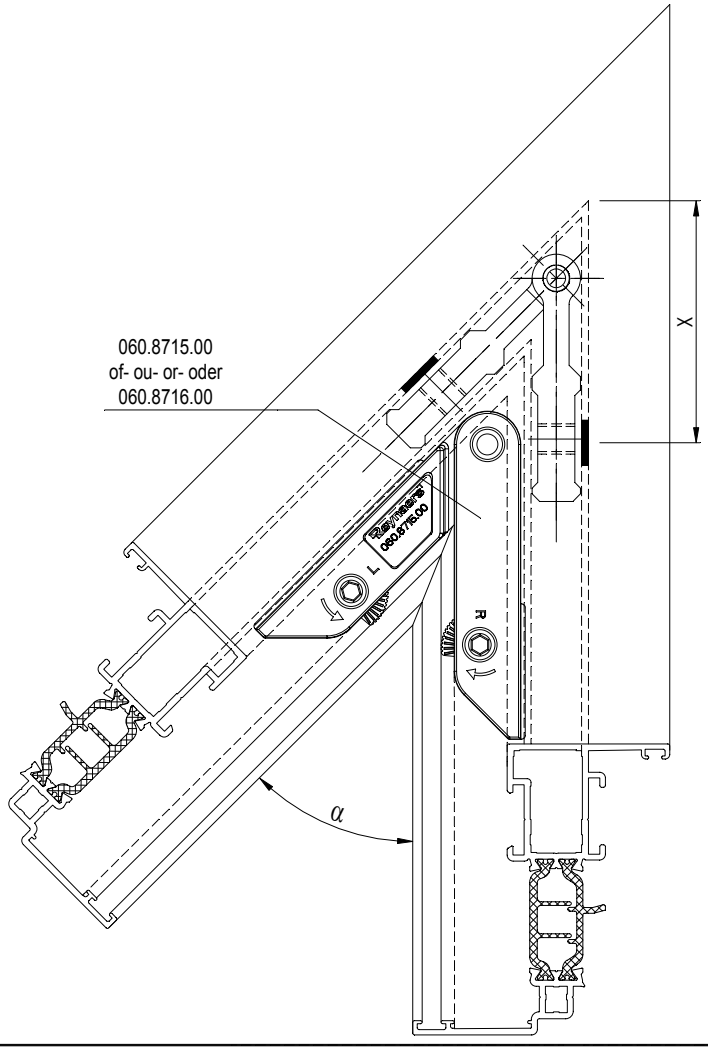

D0077731

CS 77

SCHROEFHOEKEN VERSTELBAAR
EQUERRES A VISSER REGLABLES
SCREW CORNER CLEATS ADJUSTABLE
SCHRAUBECKWINKEL VERSTELLBAR

008.3113.XX 008.4513.XX 008.3136.XX 008.4536.XX 008.3139.XX 008.3896.XX 008.3141.XX 008.3402.XX 008.3197.XX 008.3436.XX 008.3213.XX 008.3413.XX 008.3236.XX 008.3442.XX 008.4505.XX 008.3859.XX	008.3102.XX 008.3202.XX 008.2500.XX 008.2502.XX 008.2503.XX 008.2504.XX 008.2499.XX	
068.8905.00	068.8876.00	097.0008.00

	α	X
MIN	45°	64
	50	61.7
	55	59.8
	60	58.2
	65	56.8
	70	55.6
	75	54.6
	80	53.6
	85	52.8
	90	52
	95	51.3
	100	50.6
	105	50
	110	49.5
	115	48.9
	120	48.4
	125	47.9
	130	47.5
	135	47
	140	46.6
	145	46.2
	150	45.8
	155	45.4
	160	45
	165	44.6
	170	44.2
MAX	175	43.9

D0077731

CS 77

SCHROEFHOEKEN VERSTELBAAR
EQUERRES A VISSER REGLABLES
SCREW CORNER CLEATS ADJUSTABLE
SCHRAUBECKWINKEL VERSTELLBAR

008.3114.XX 008.3412.XX 008.3125.XX 008.3414.XX 008.4506.XX 008.0544.XX 008.3897.XX 008.3483.XX 008.3425.XX 008.3443.XX 008.3550.XX	008.3190.XX 008.3191.XX 008.3192.XX 008.3292.XX
068.8905.00 + 2x 068.8906.04	068.8876.00 + 2x 068.8906.04

	α	X
MIN	65	56.8
	70	55.6
	75	54.6
	80	53.6
	85	52.8
	90	52
	95	51.3
	100	50.6
	105	50
	110	49.5
	115	48.9
	120	48.4
	125	47.9
	130	47.5
	135	47
	140	46.6
	145	46.2
	150	45.8
	155	45.4
	160	45
	165	44.6
	170	44.2
MAX	175	43.9

097.0008.00

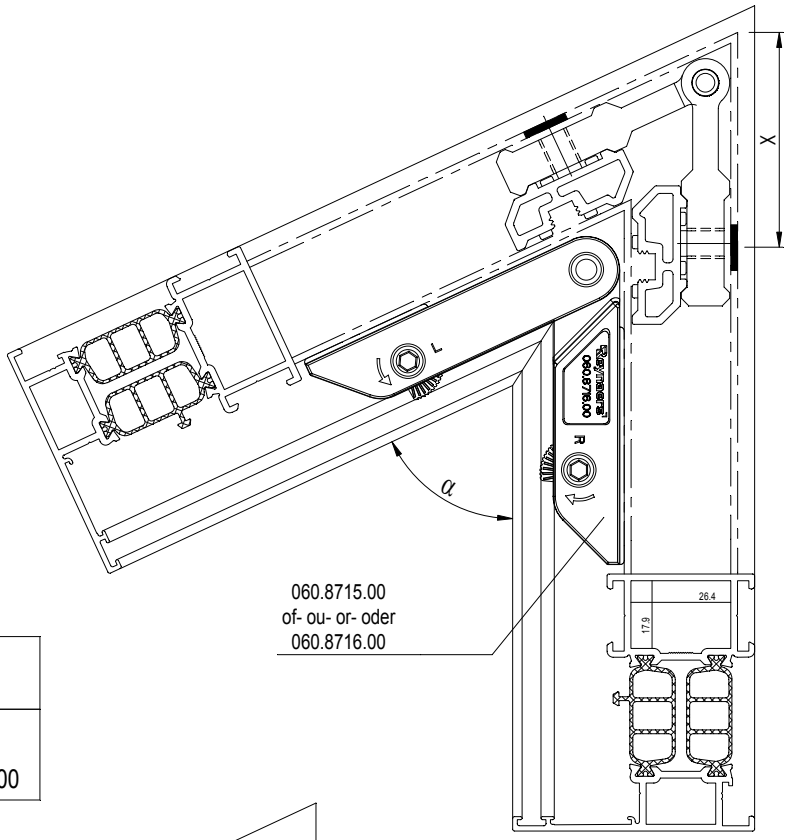

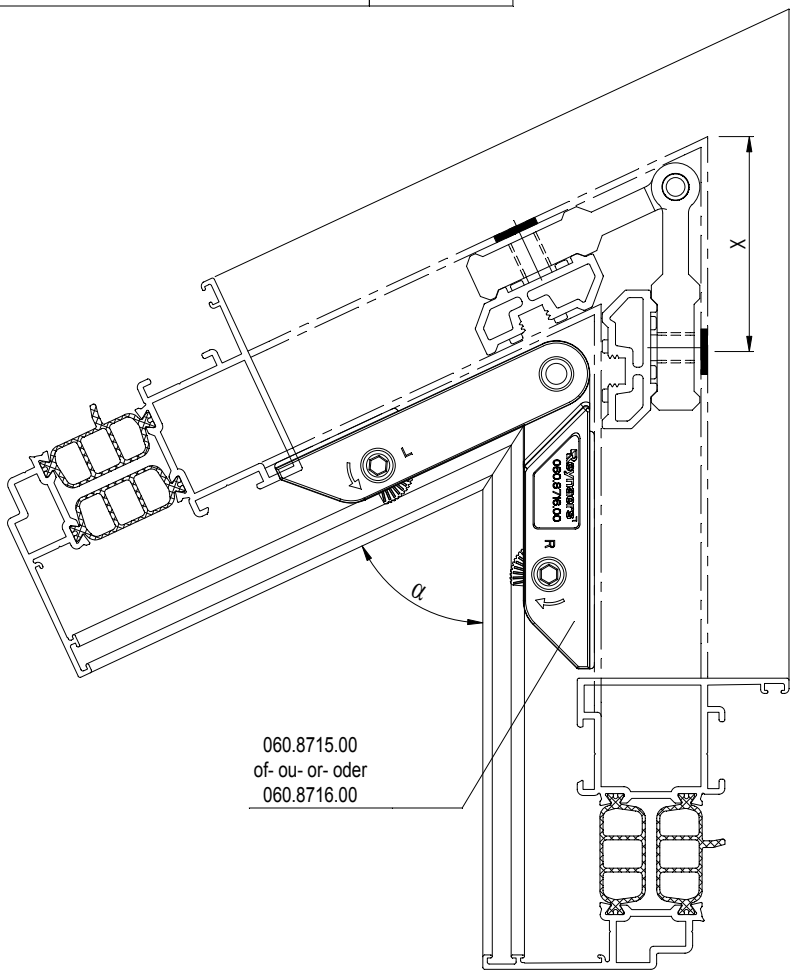

D0077732

CS 77

SCHROEFHOEKEN VERSTELBAAR
EQUERRES A VISSER REGLABLES
SCREW CORNER CLEATS ADJUSTABLE
SCHRAUBECKWINKEL VERSTELLBAR

008.3114.XX 008.3412.XX 008.3125.XX 008.3414.XX 008.4506.XX 008.0544.XX 008.3897.XX 008.3451.XX 008.3425.XX 008.3112.XX 008.0525.XX 008.3525.XX	008.3112.XX
068.8905.00 + 4x 068.8906.04	068.8876.00 + 4x 068.8906.04

	α	X
MIN	80	53.6
	85	52.8
	90	52
	95	51.3
	100	50.6
	105	50
	110	49.5
	115	48.9
	120	48.4
	125	47.9
	130	47.5
	135	47
	140	46.6
	145	46.2
	150	45.8
	155	45.4
	160	45
	165	44.6
	170	44.2
MAX	175	43.9

097.0008.00

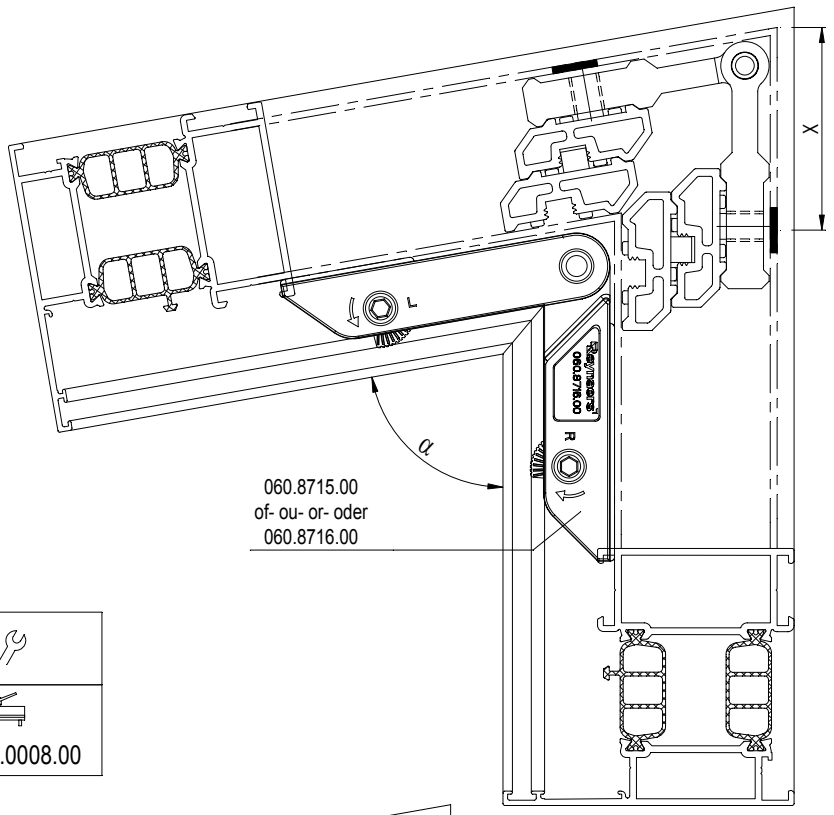

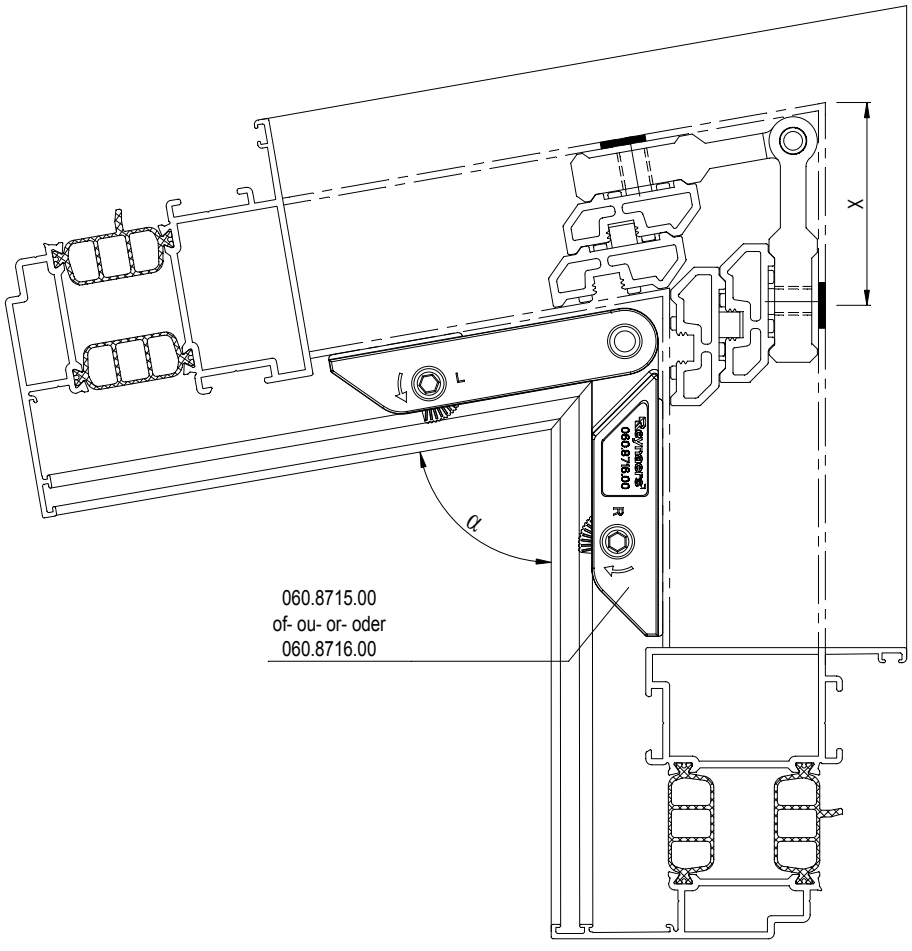

D0077732

CS 77

SCHROEFHOEKEN VERSTELBAAR
EQUERRES A VISSER REGLABLES
SCREW CORNER CLEATS ADJUSTABLE
SCHRAUBECKWINKEL VERSTELLBAR

D0079573

008.3123.XX 008.3423.XX 008.3140.XX 008.3440.XX 008.3894.XX 008.3421.XX	008.3121.XX
068.8905.00 + 6x 068.8906.04	068.8876.00 + 6x 068.8906.04

	α	X
MIN	90	52
	95	51.3
	100	50.6
	105	50
	110	49.5
	115	48.9
	120	48.4
	125	47.9
	130	47.5
	135	47
	140	46.6
	145	46.2
	150	45.8
	155	45.4
	160	45
	165	44.6
	170	44.2
MAX	175	43.9

097.0008.00

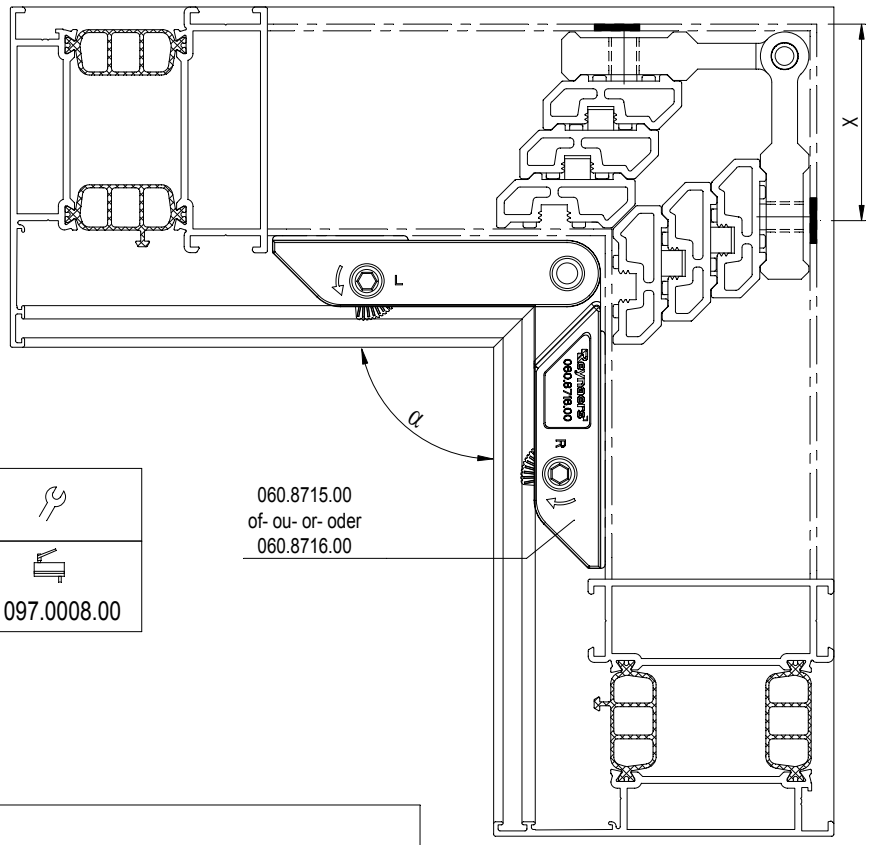

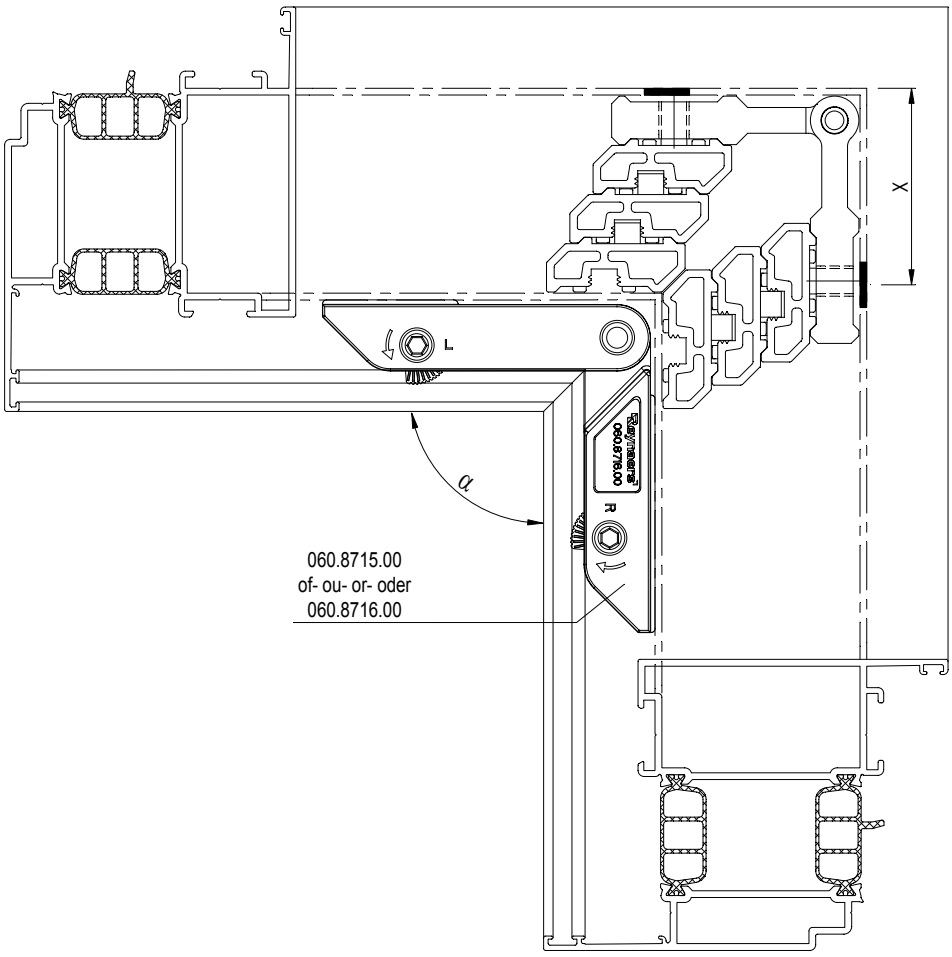

D0079573

CS 77

STOLPPROFIEL RAAM NAAR BINNENDRAAIEND
BATTEE CENTR. FEN. DOUBLE OUVR. OUVR. L'INT.
DOUBLE CASEMENT PROF. WINDOW INW. OPENING
STULPPROFIL FENSTER NACH INNEN OEFFNEND

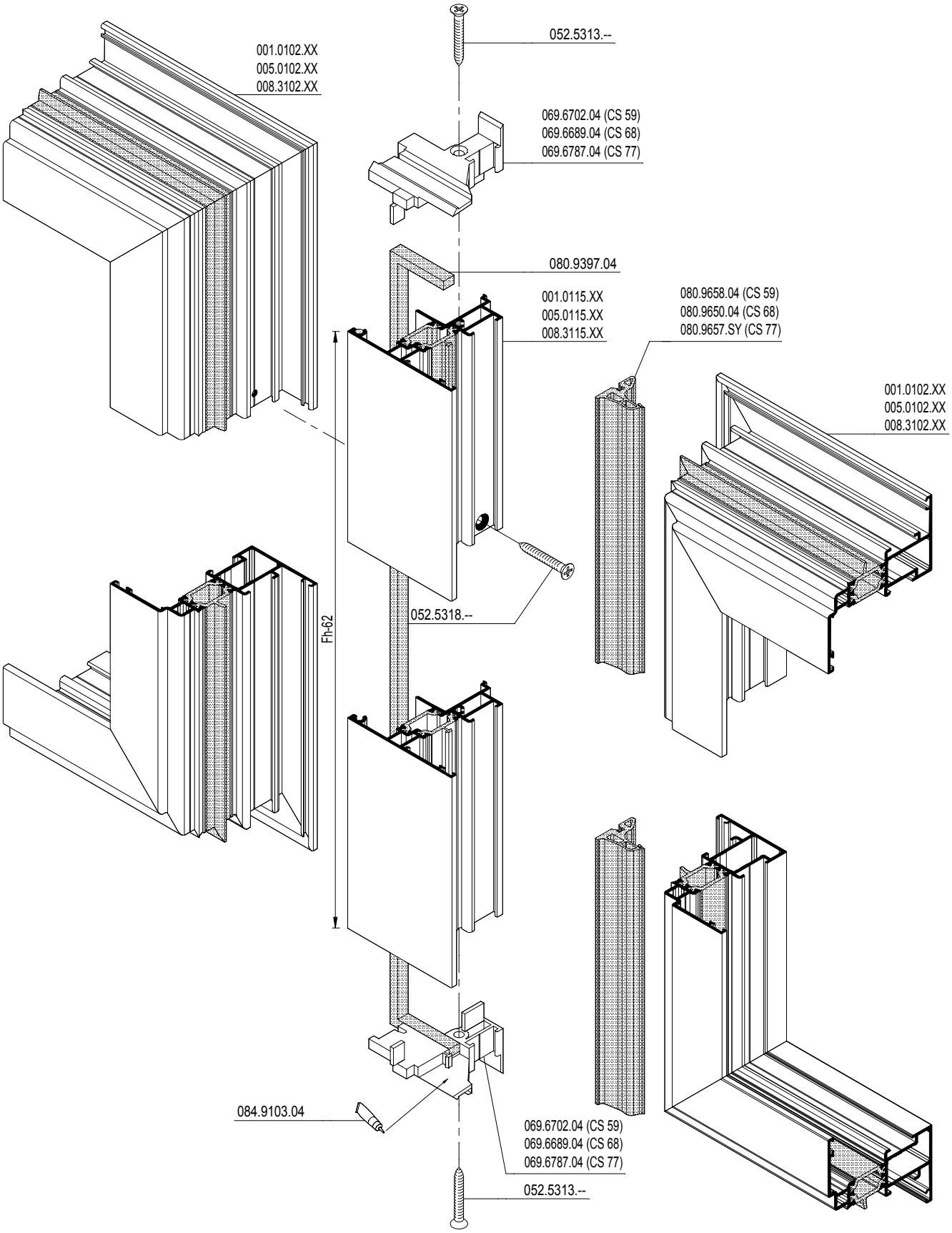

D0009154

CS 77

STOLPPROFIEL RAAM NAAR BINNENDRAAIEND
BATTEE CENTR. FEN. DOUBLE OUVR. OUVR. L'INT.
DOUBLE CASEMENT PROF. WINDOW INW. OPENING
STULPPROFIL FENSTER NACH INNEN OEFFNEND

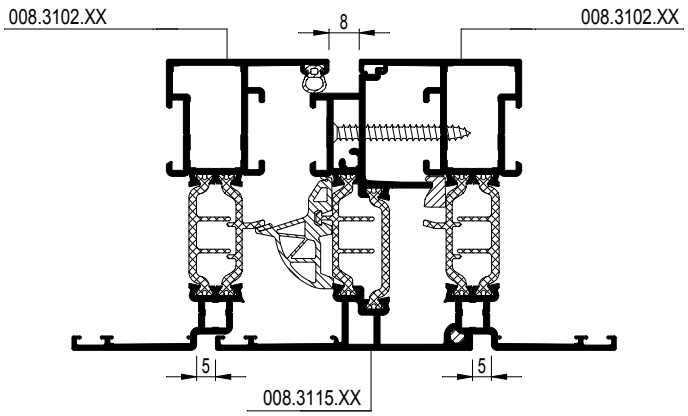

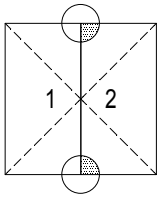

069.6787.04

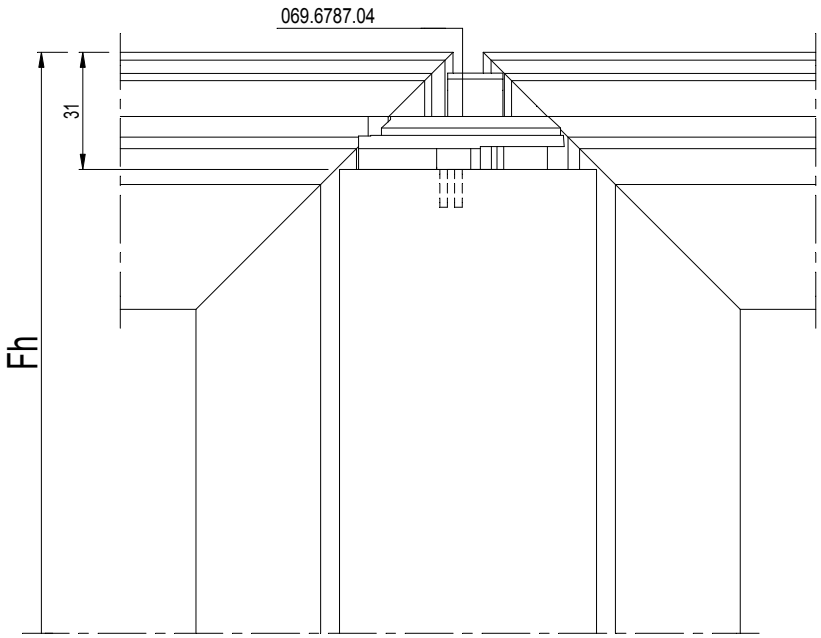

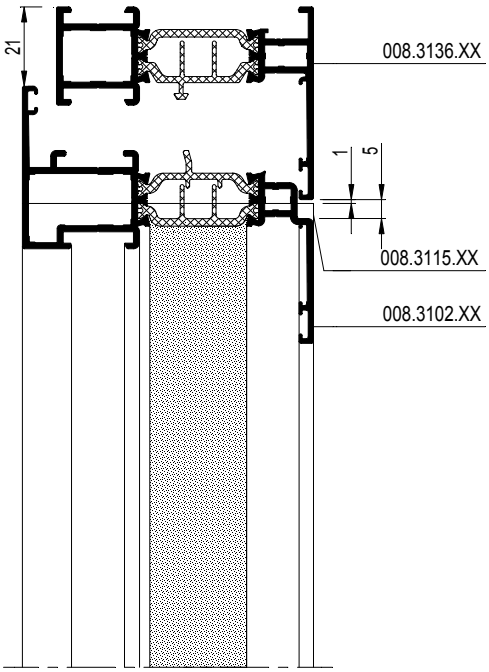

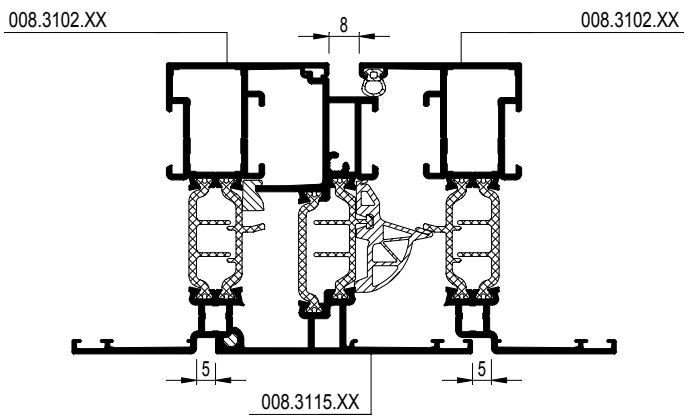

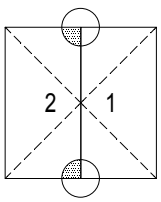

069.6787.04

D0009154

CS 77

GEÏNTEGREERD STOLPPROFIEL RAAM NAAR BINNENDRAAIEND
BATTEE CENTR. INTÉGRÉE FEN. DOUBLE OUVR. OUVR. L'INT.
INTEGRATED DOUBLE CASEMENT PROF. WINDOW INW. OPENING
INTEGRIERT STULPPROFIL FENSTER NACH INNEN OEFFNEND

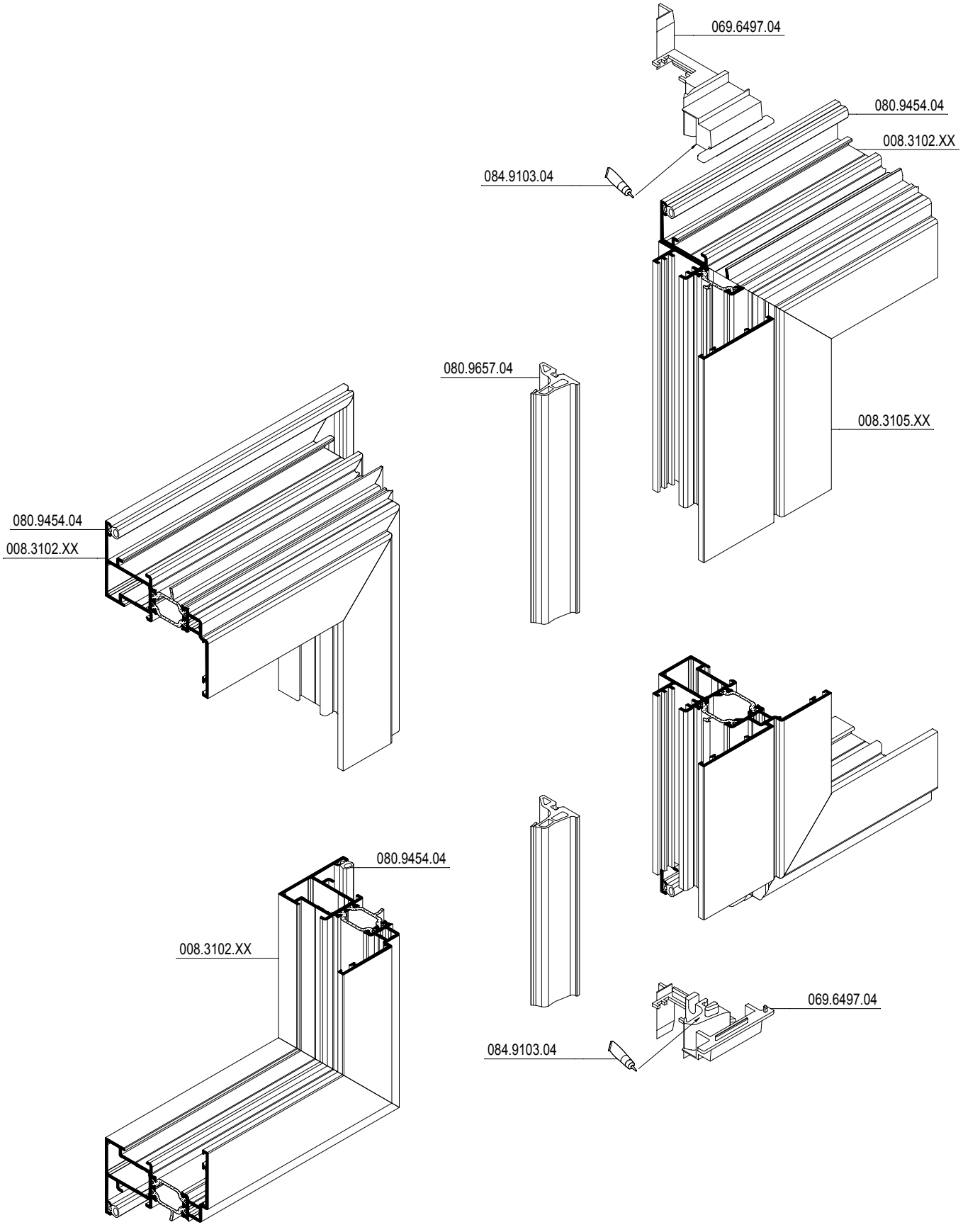

D0077733

CS 77

GEÏNTEGREERD STOLPPROFIEL RAAM NAAR BINNENDRAAIEND
BATTEE CENTR. INTÉGRÉE FEN. DOUBLE OUVR. OUVR. L'INT.
INTEGRATED DOUBLE CASEMENT PROF. WINDOW INW. OPENING
INTEGRIERT STULPPROFIL FENSTER NACH INNEN OEFFNEND

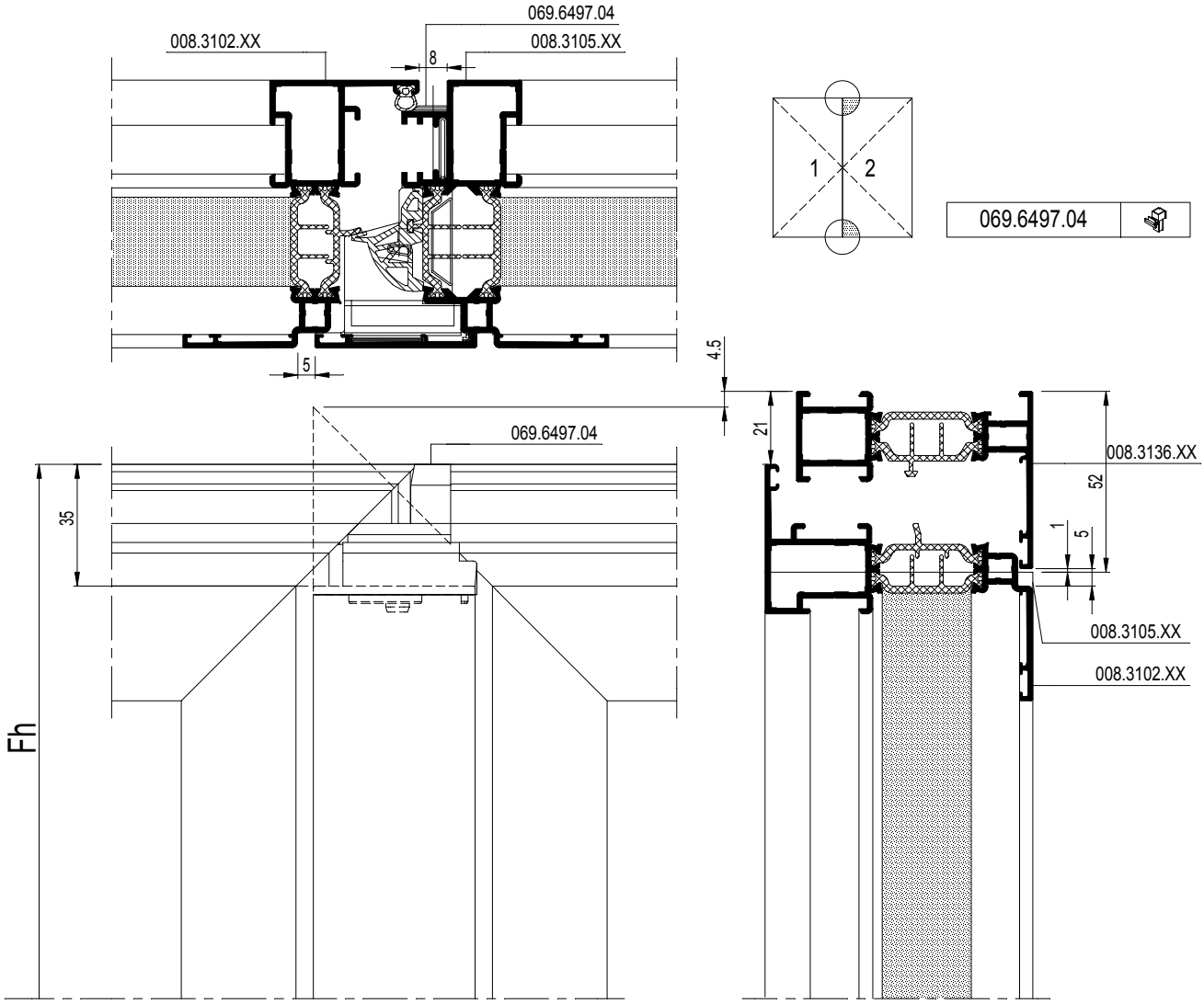

schaal - échelle
scale - Maßstab
1/2

D0077733

CS 77

GEÏNTEGREERD STOLPPROFIEL RAAM NAAR BINNENDRAAIEND
BATTEE CENTR. INTÉGRÉE FEN. DOUBLE OUVR. OUVR. L'INT.
INTEGRATED DOUBLE CASEMENT PROF. WINDOW INW. OPENING
INTEGRIERT STULPPROFIL FENSTER NACH INNEN OEFFNEND

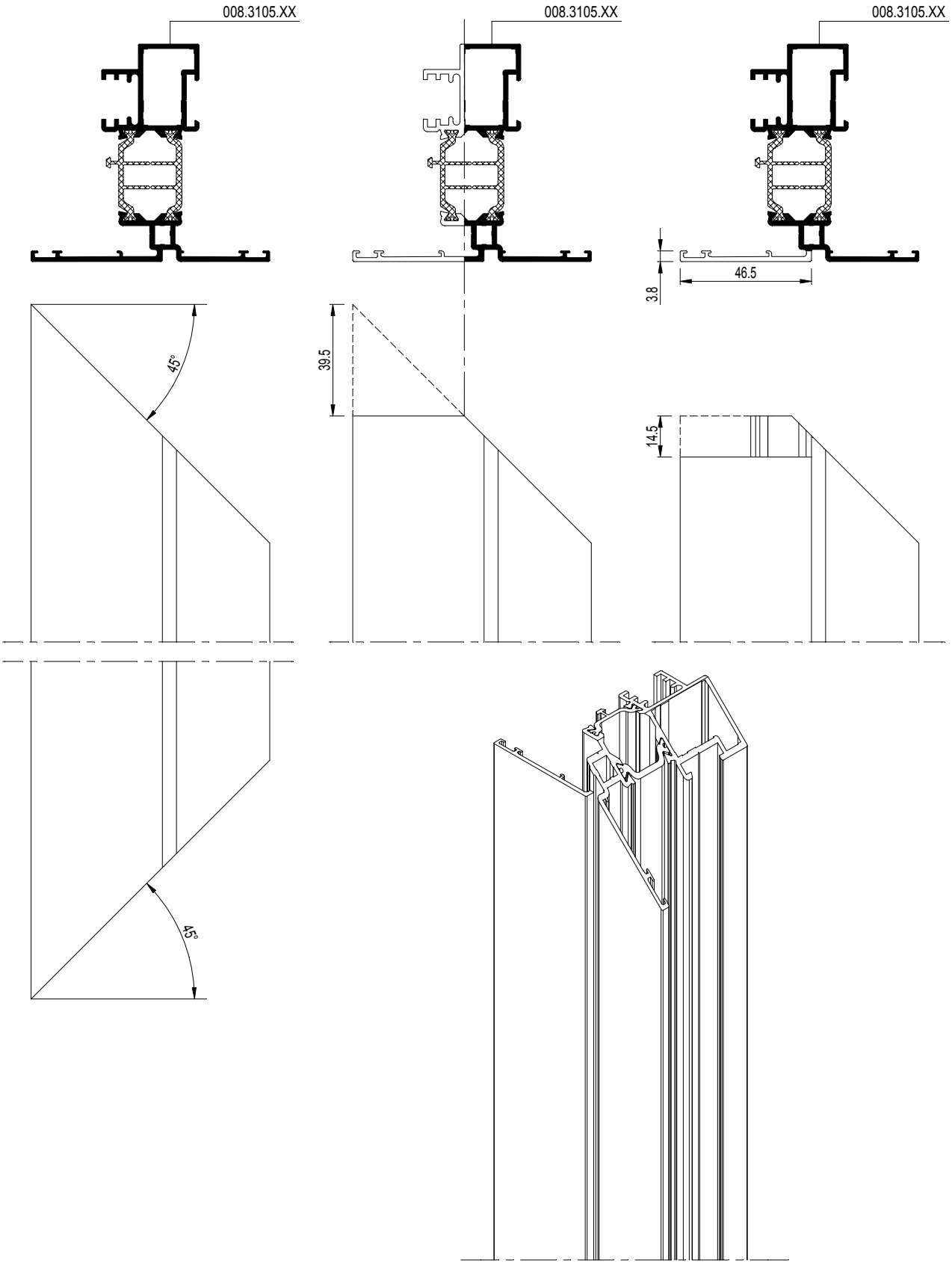

D0021400

CS 77

STOLPPROFIEL RAAM NAAR BUITENDRAAIEND
BATTEE CENTR. FENETRE DOUBLE OUVR. OUVR. L'EXT.
DOUBLE CASEMENT PROF. WINDOW OUTW. OPENING
STULPPROFIL FENSTER NACH AUSSEN OEFNNEND

REYNAERS aluminium

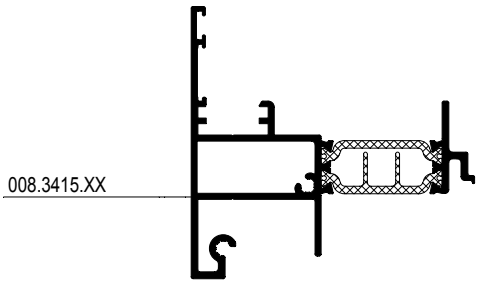

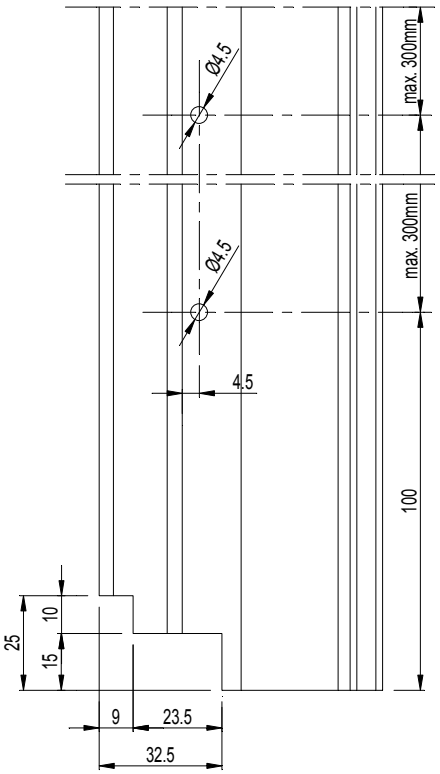

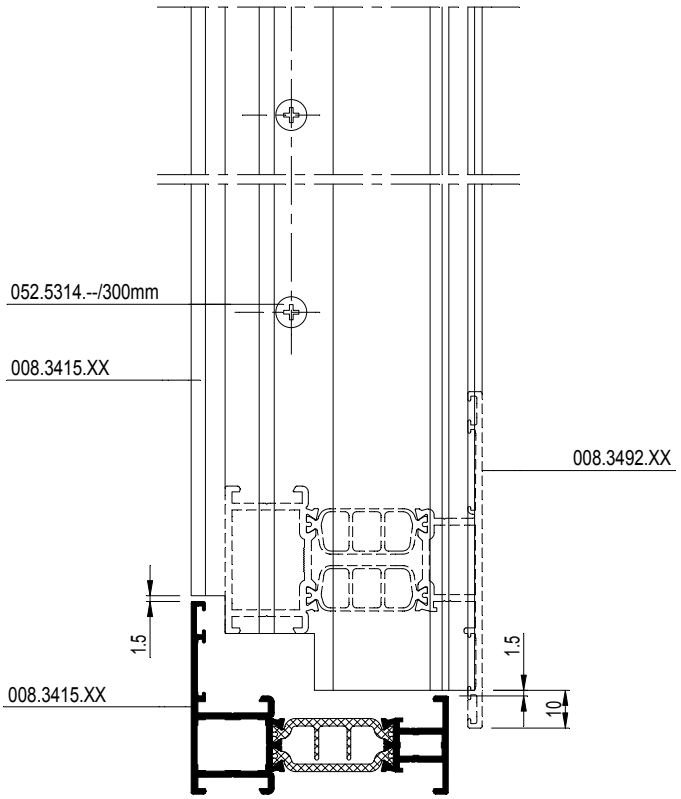

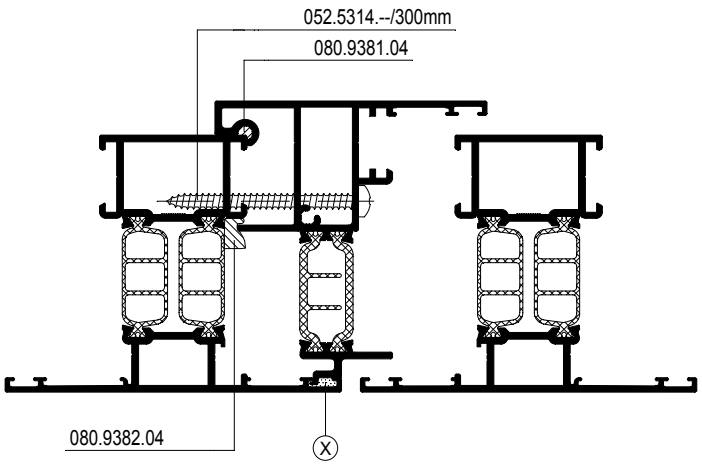

X DICHTINGSMIDDEL
MATIERE D'ETANCHEITE
SEALING AGENT
ABDICHTUNG

D0021400

CS 77

STOLPPROFIEL RAAMDEUR NAAR BINNENDRAAIEND
BATTEE CENTR. PORTE-FEN. DOUBLE OUVR. OUVR. L'INT.
DOUBLE CASEMENT PROF. WINDOW-DOOR INW. OPENING
STULPPROFIL FENSTERTUER NACH INNEN OEFFNEND

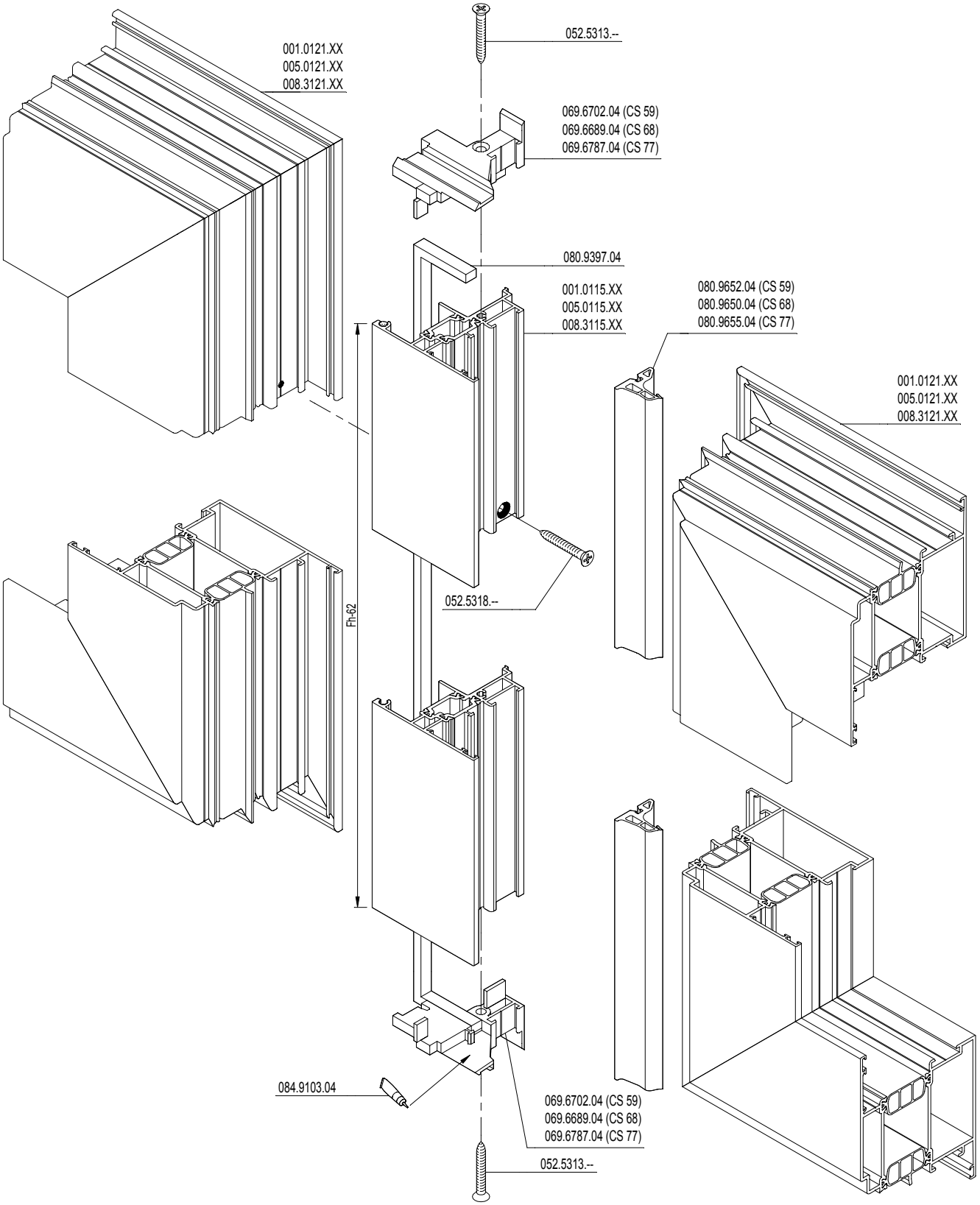

D0077579

CS 77

STOLPPROFIEL RAAMDEUR NAAR BINNENDRAAIEND
BATTEE CENTR. PORTE-FEN. DOUBLE OUVR. OUVR. L'INT.
DOUBLE CASEMENT PROF. WINDOW-DOOR INW. OPENING
STULPPROFIL FENSTERTUER NACH INNEN OEFFNEND

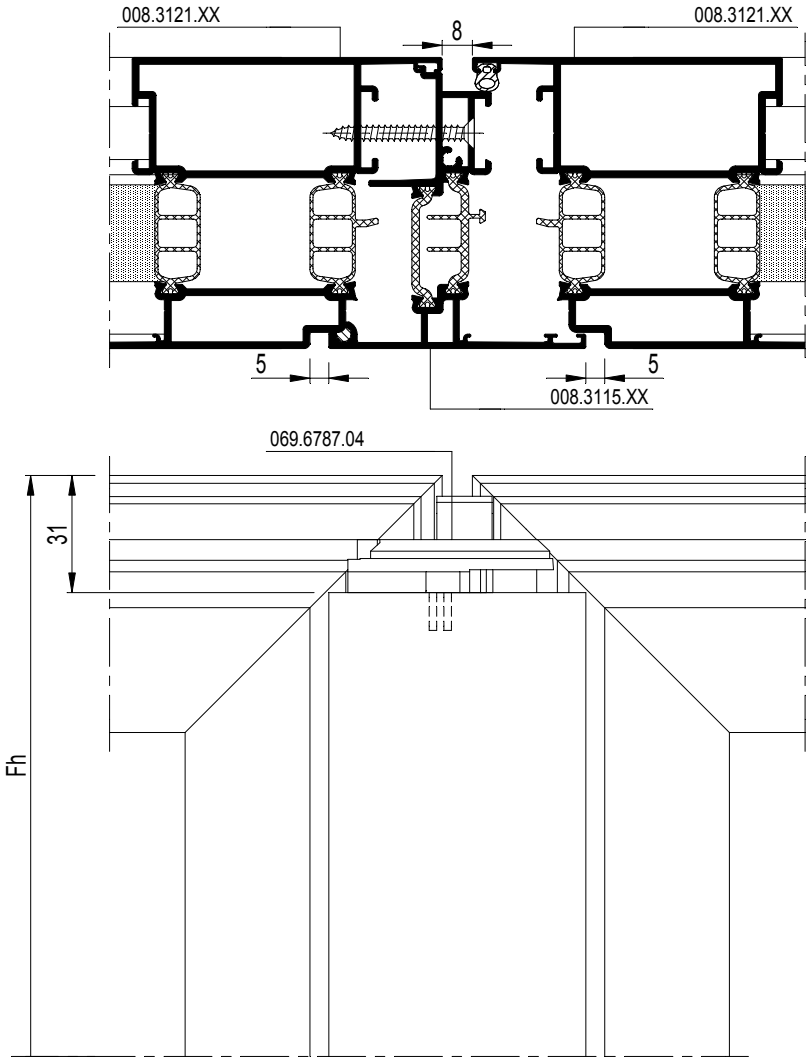

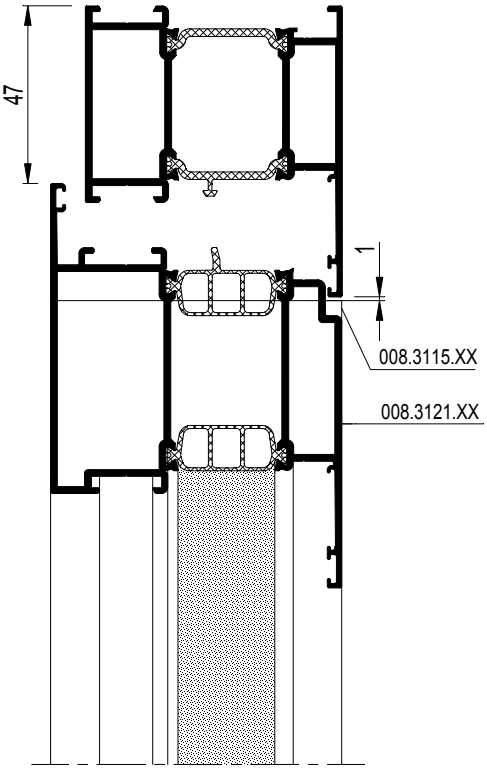

GEBRUIK VAN SLUITLATTEN VOOR SLUITING STOLPVLEUGEL
EMPLOY DE TRINGLE POUR VERROUILLAGE FENÊTRE DOUBLE OUVRANTE
USE OF LINKBAR FOR CLOSURE DOUBLE CASEMENT WINDOW
ANWENDUNG NUR MIT STULPFLUEGELVERSCHLUSS

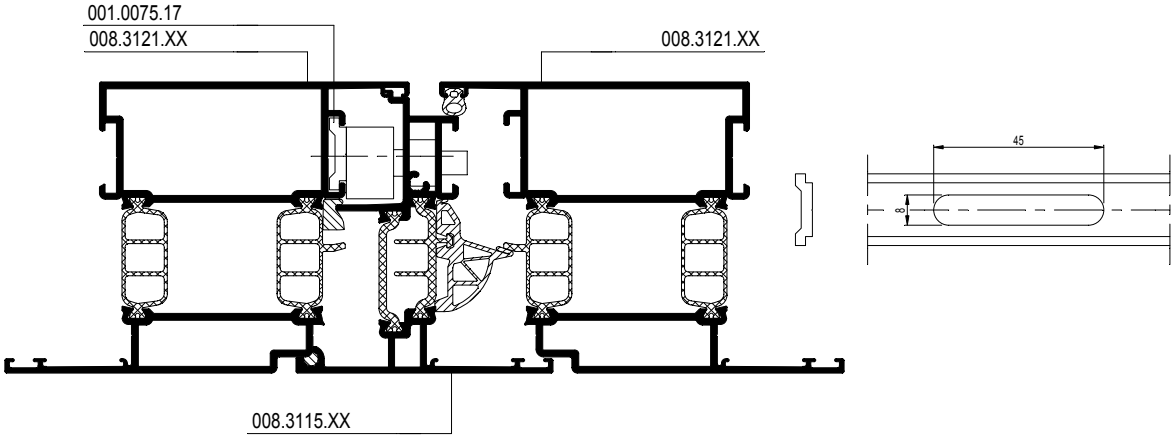

D0077579

CS 77

STOLPPROFIEL RAAMDEUR NAAR BUITENDRAAIEND
BATTEE CENTR. PORTE-FEN. DOUBLE OUVR. OUVR. L'EXT.
DOUBLE CASEMENT PROF. WINDOW-DOOR OUTW. OPENING
STULPPROFIL FENSTERTUER NACH AUSSEN OEFFNEND

REYNAERS aluminium

D0077581

CS 77

STOLPPROFIEL RAAMDEUR NAAR BUITENDRAAIEND
BATTEE CENTR. PORTE-FEN. DOUBLE OUVR. OUVR. L'EXT.
DOUBLE CASEMENT PROF. WINDOW-DOOR OUTW. OPENING
STULPPROFIL FENSTERTUER NACH AUSSEN OEFFNEND

REYNAERS aluminium

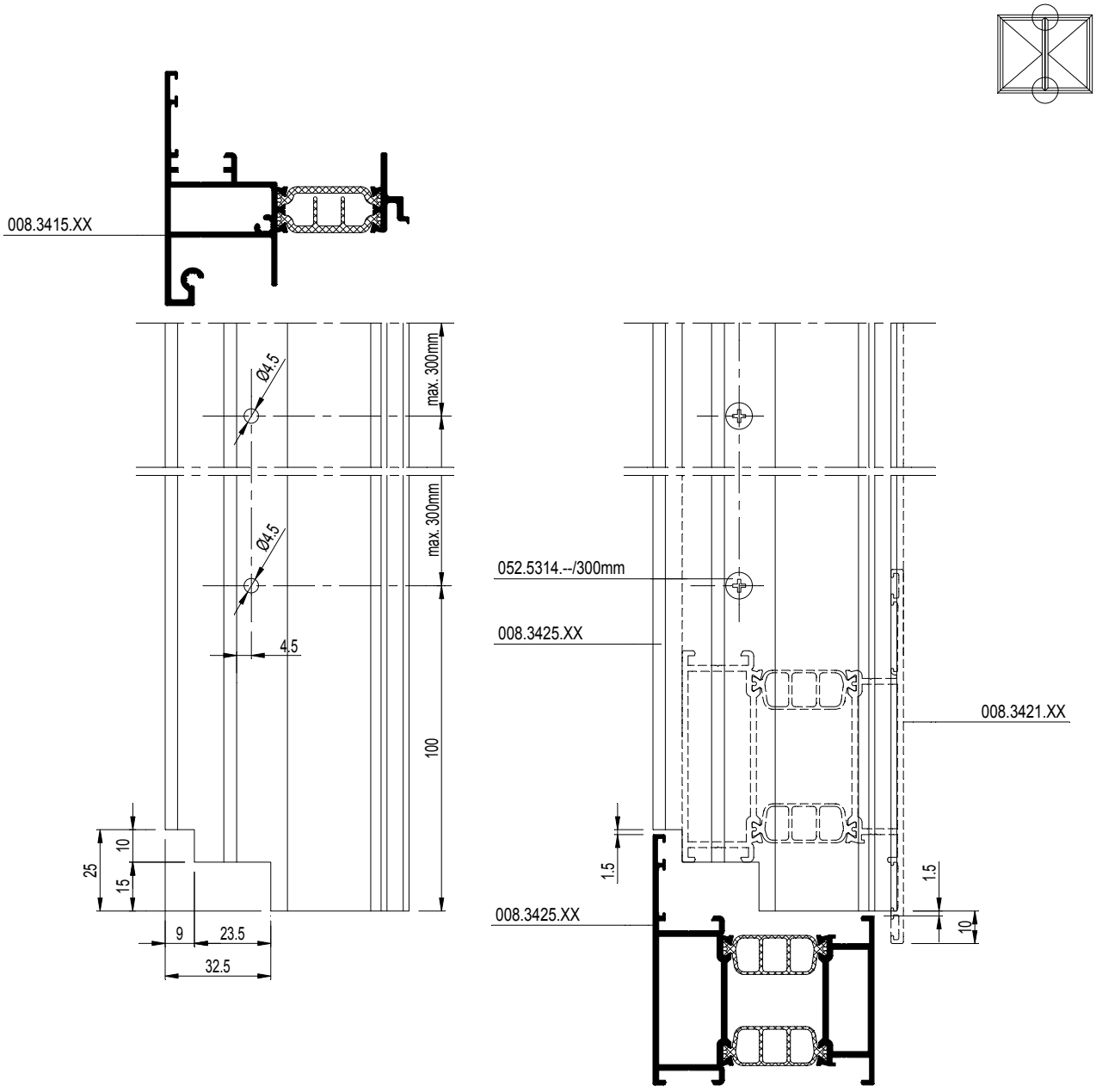

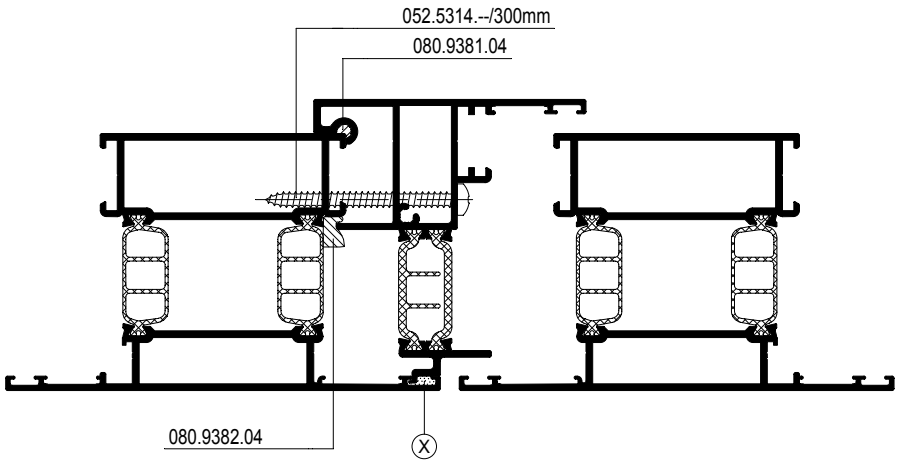

X DICHTINGSMIDDEL
MATIERE D'ETANCHEITE
SEALING AGENT
ABDICHTUNG

D0077581

CS 77

OVERZICHT DEUREN
APERCU PORTES
OVERVIEW DOORS
UEBERSICHT TUEREN

Tabel verwijst naar hoofdstuk F: Assemblage van deuren
Tableau se réfèrent au Chapitre F: Assemblage de portes
Table refers to Chapter F: Assembly of doors
Tabelle bezieht sich auf Kapitel F: Montage von Türen

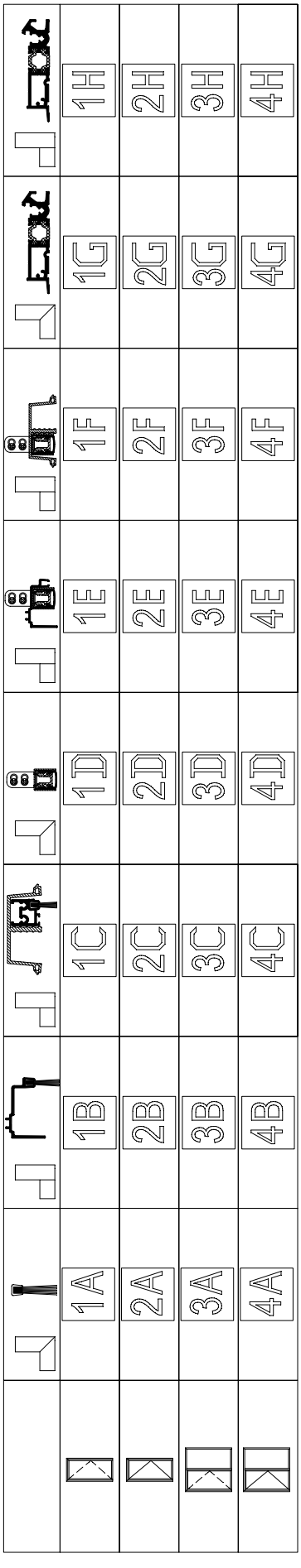

D0078508

061.7198.– 061.7199.–	5A	5B	5C	5D	5E	5F	5G	5H
061.7151–	6A	6B	6C	6D	6E	6F	6G	6H
061.7198.– 061.7199.–	7A	7B	7C	7D	7E	7F	7G	7H
061.7151–	8A	8B	8C	8D	8E	8F	8G	8H
061.7198.– 061.7199.–	9A	9B	9C	9D	9E	9F	9G	9H
061.7150–	10A	10B	10C	10D	10E	10F	10G	10H
061.7198.– 061.7199.–	11A	11B	11C	11D	11E	11F	11G	11H
061.7150–	12A	12B	12C	12D	12E	12F	12G	12H

D0078508

CS 77

STOLPDEUR BINNENDRAAIEND
PORTE DBL. OUVR. VERS L'INTERIEUR
DBL. CAS. DOOR INW. OPENENING
STULPFL. TUER NACH INN. OEFFNEND

5A	5B	5C	5D	5E	5F	5H
6A	6B	6C	6D	6E	6F	6H
7A	7B	7C	7D	7E	7F	7H
8A	8B	8C	8D	8E	8F	8H

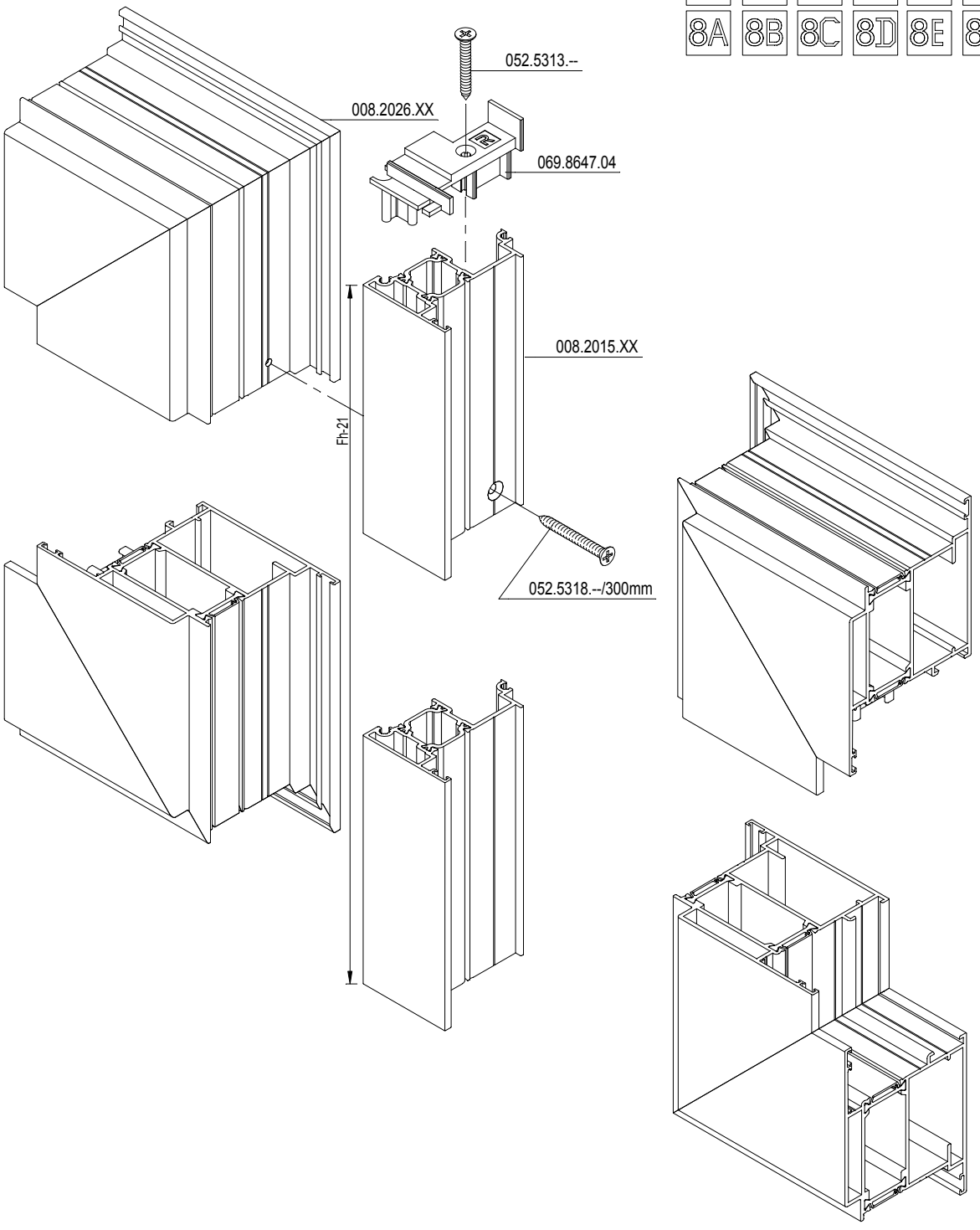

D0075248

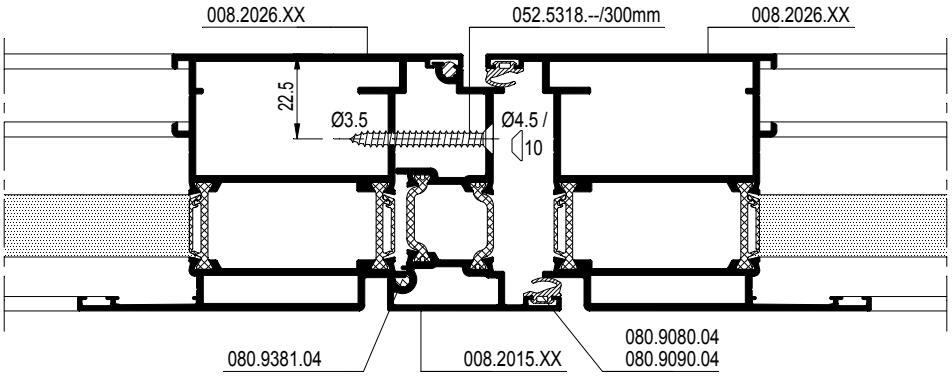
008.2026.XX
052.5318.--/300mm
008.2026.XX
22.5
Ø3.5
Ø4.5 /
10
080.9080.04
080.9090.04
080.9381.04
008.2015.XX

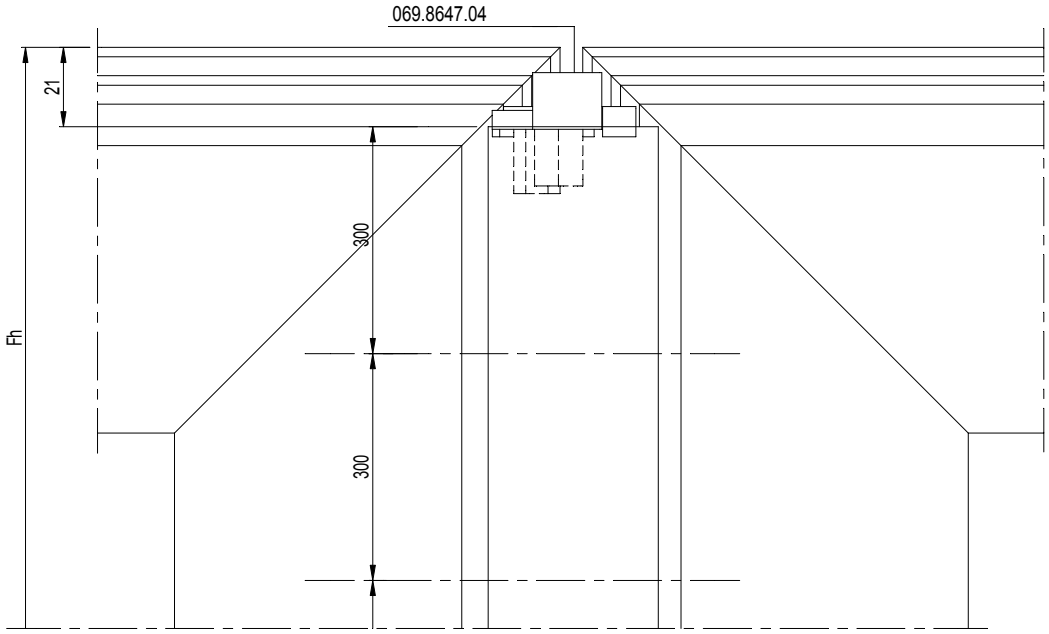
069.8647.04
21
300
300
Fh

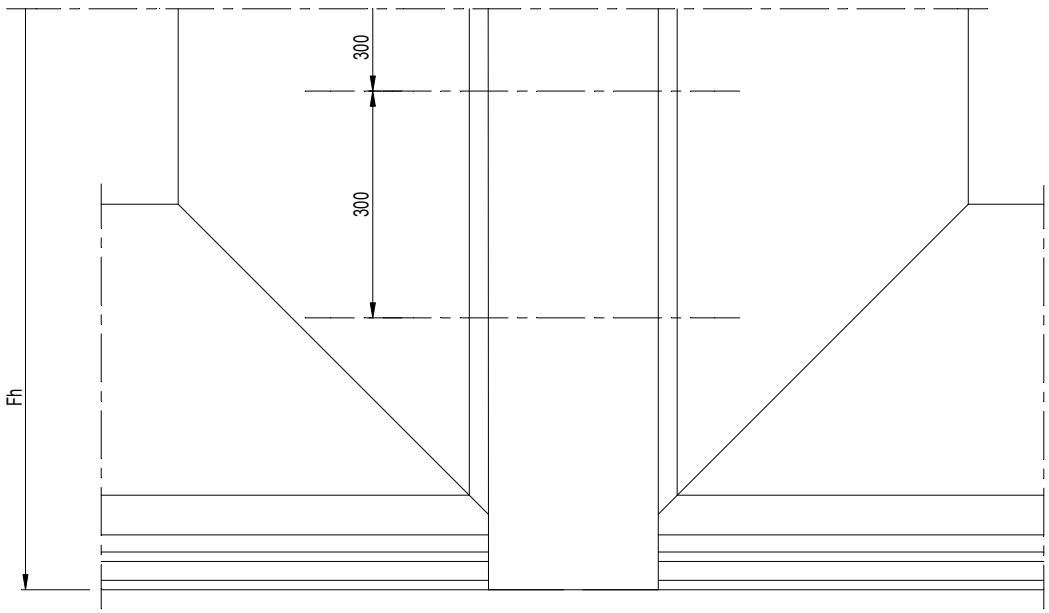
300
300
Fh

D0075248

CS 77

STOLPDEUR BINNENDRAAIEND
PORTE DBL. OUVR. VERS L'INTERIEUR
DBL. CAS. DOOR INW. OPENENING
STULPFL. TUER NACH INN. OEFFNEND

5G 6G
7G 8G

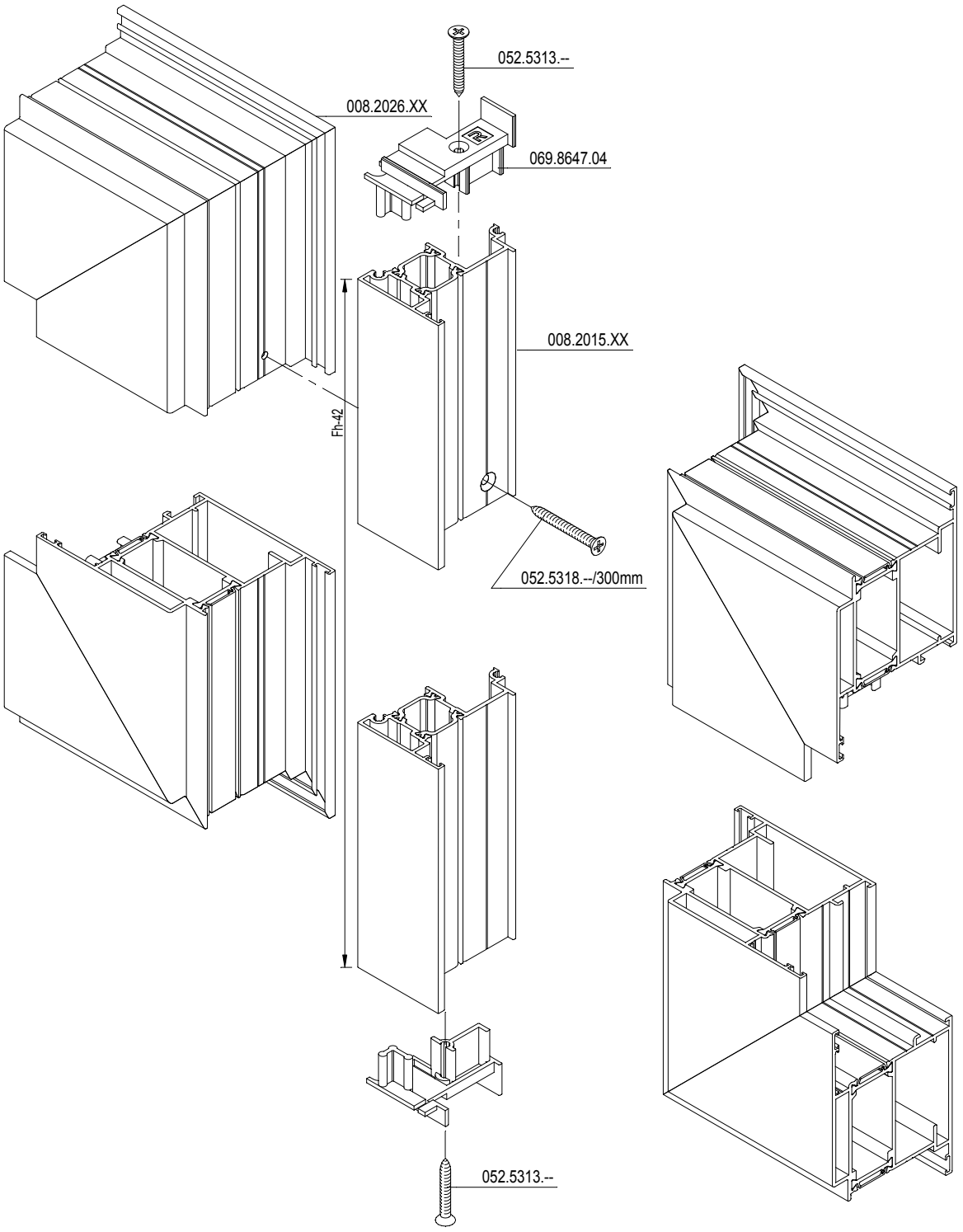

D0078760

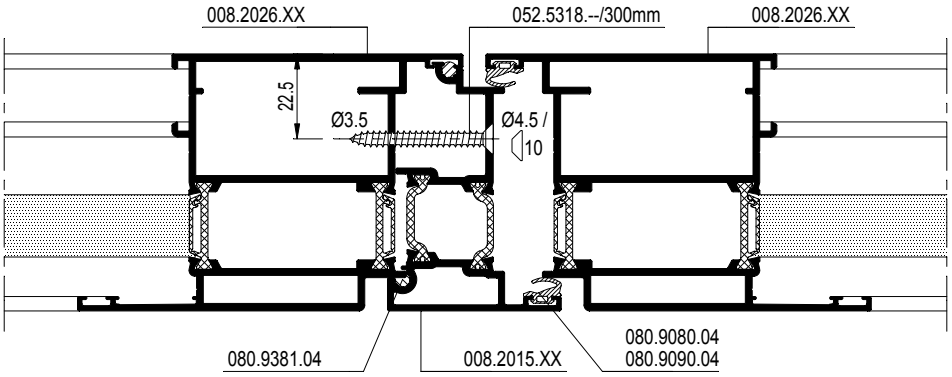
008.2026.XX
052.5318.--/300mm
008.2026.XX
22.5
Ø3.5
Ø4.5 /
10
080.9080.04
080.9090.04
080.9381.04
008.2015.XX

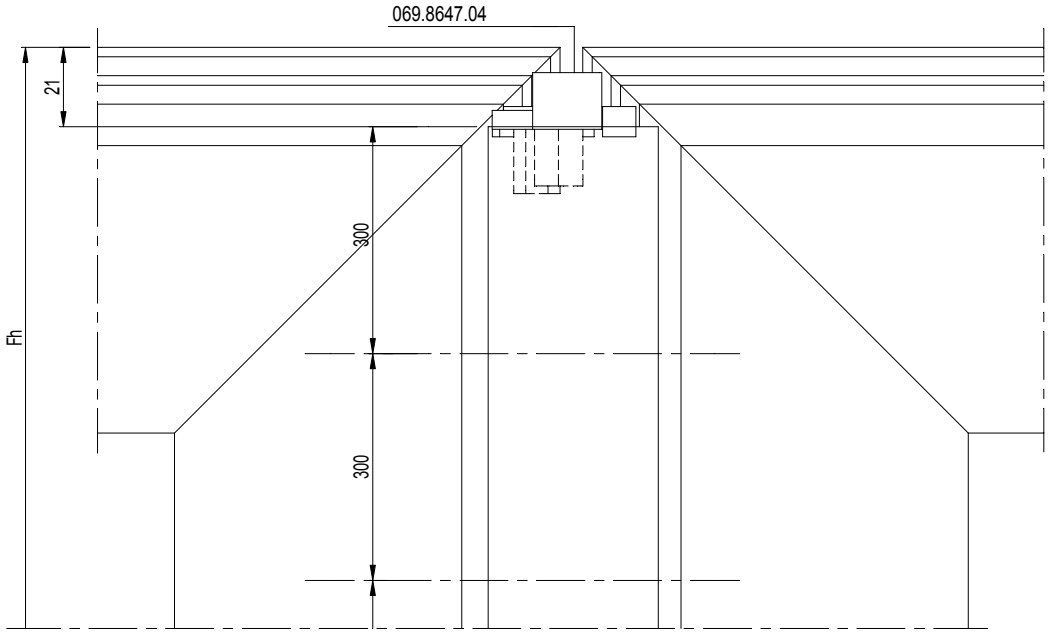
069.8647.04
21
300
Fh
300

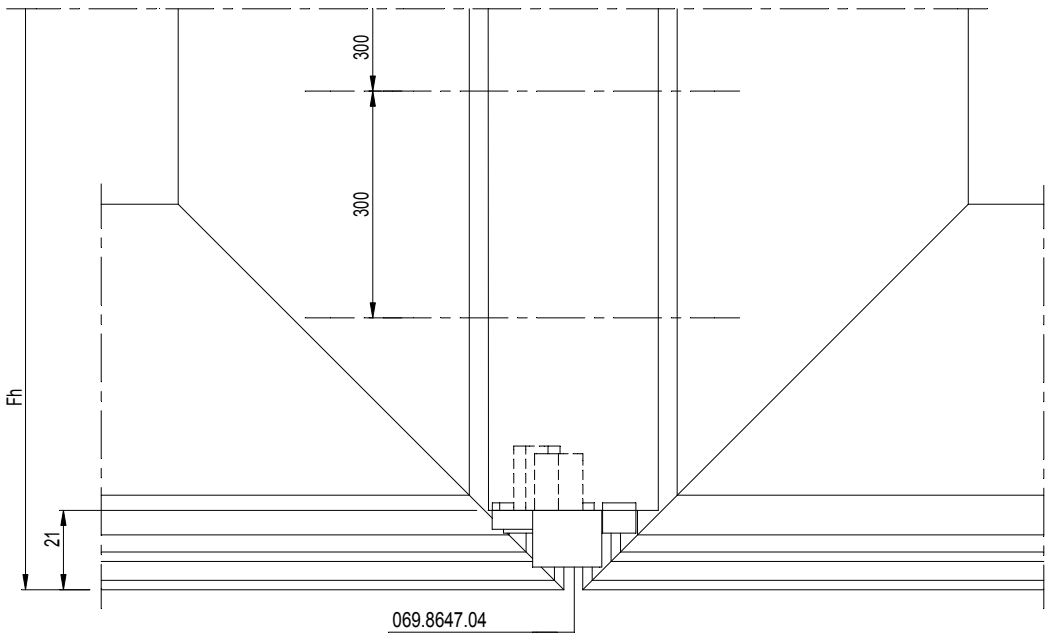
300
300
Fh
21
069.8647.04

D0078760

D0075434

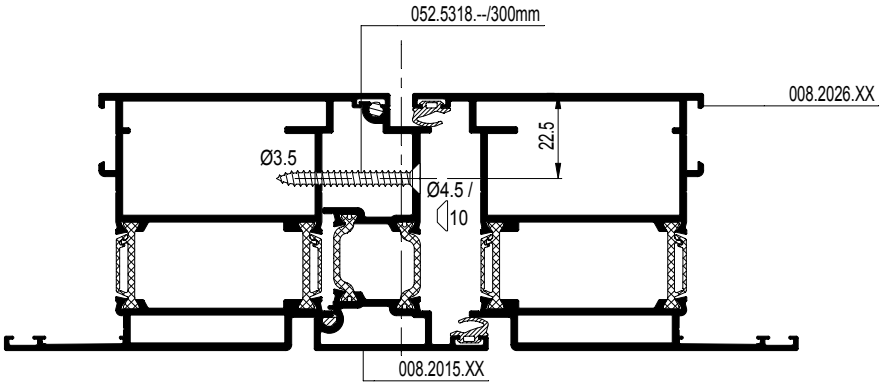

069.8647.04

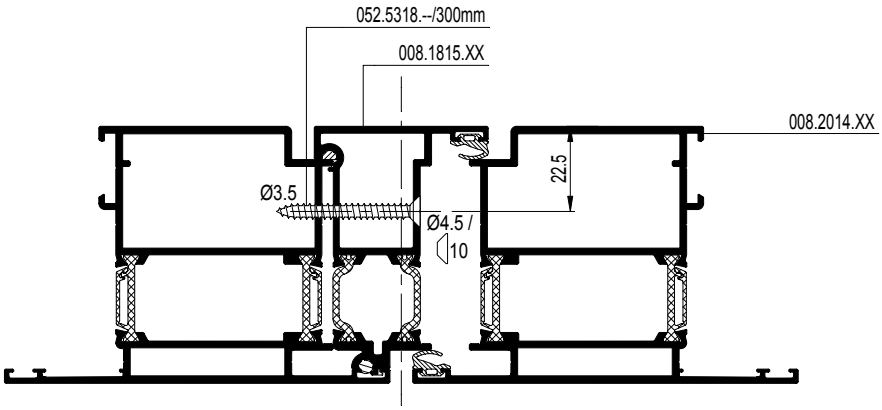

069.8650.04

D0075434

Z-T DEUR - MONTAGE EINDSTUKKEN
PORTE Z-T - ASSEMBLAGE PIECES FINALES
Z-T DOOR - ASSEMBLY END PIECES
Z-T TUER - MONTAGE ENDKAPPEN

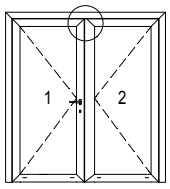

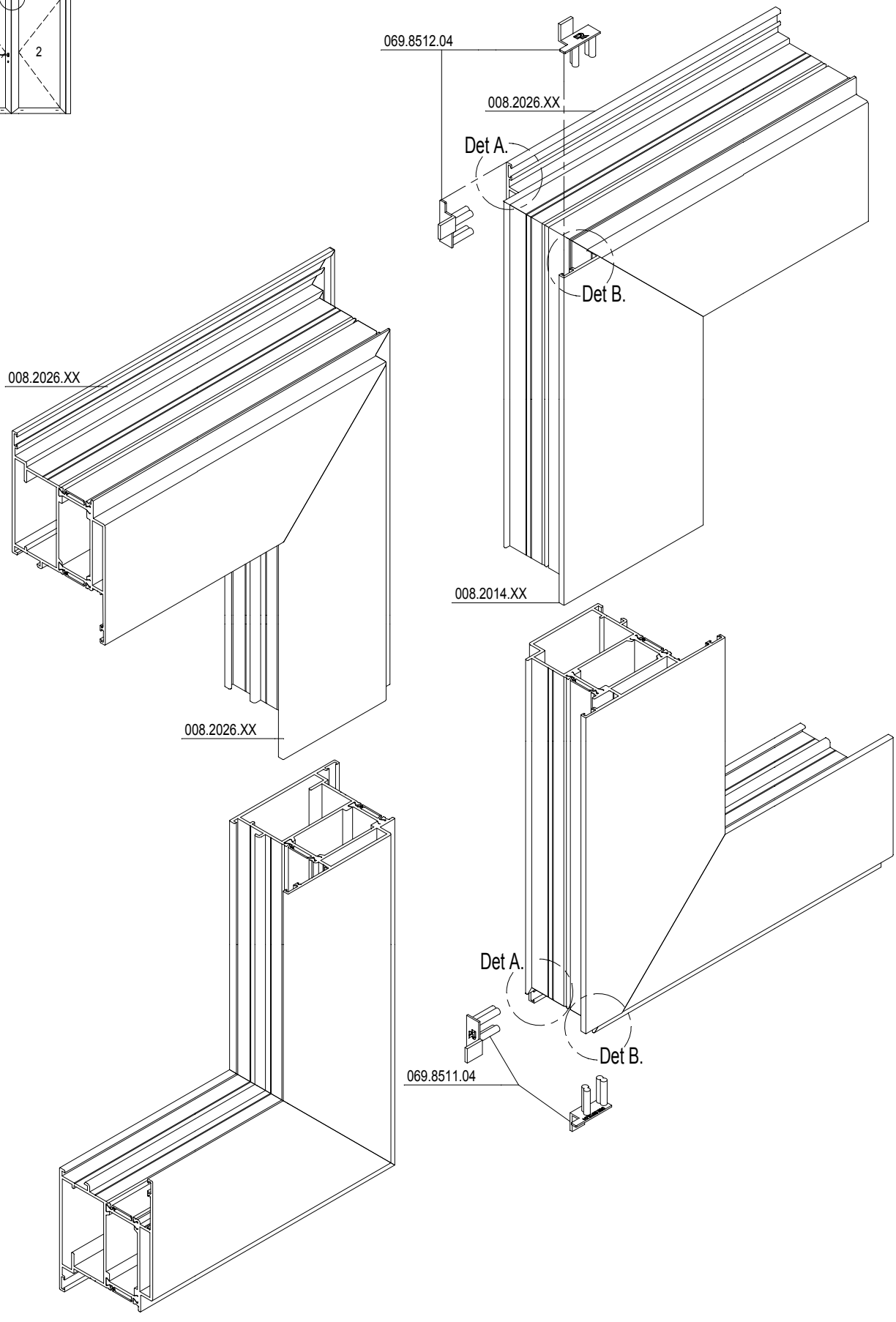

D0075435

CS 77

Z-T DEUR - MONTAGE EINDSTUKKEN
PORTE Z-T - ASSEMBLAGE PIECES FINALES
Z-T DOOR - ASSEMBLY END PIECES
Z-T TUER - MONTAGE ENDKAPPEN

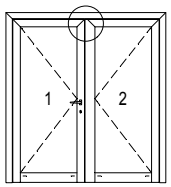

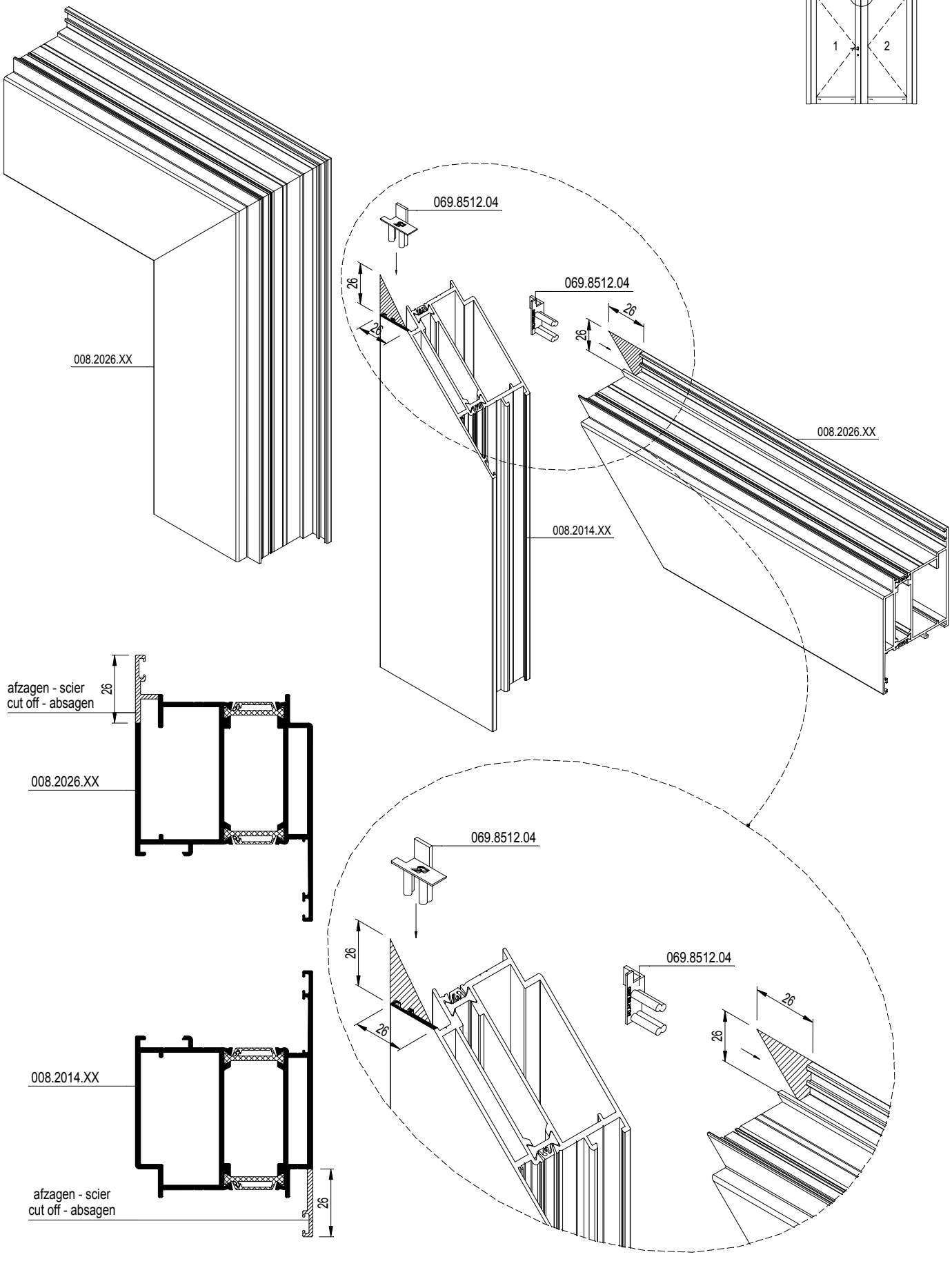

D0075435

* VARIANT HI / VARIANTE HI / VARIANT HI/ VARIANTE HI

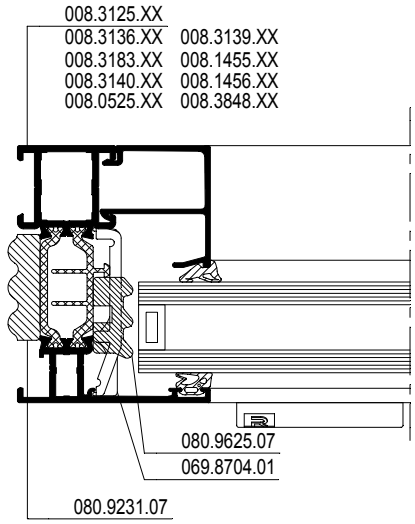

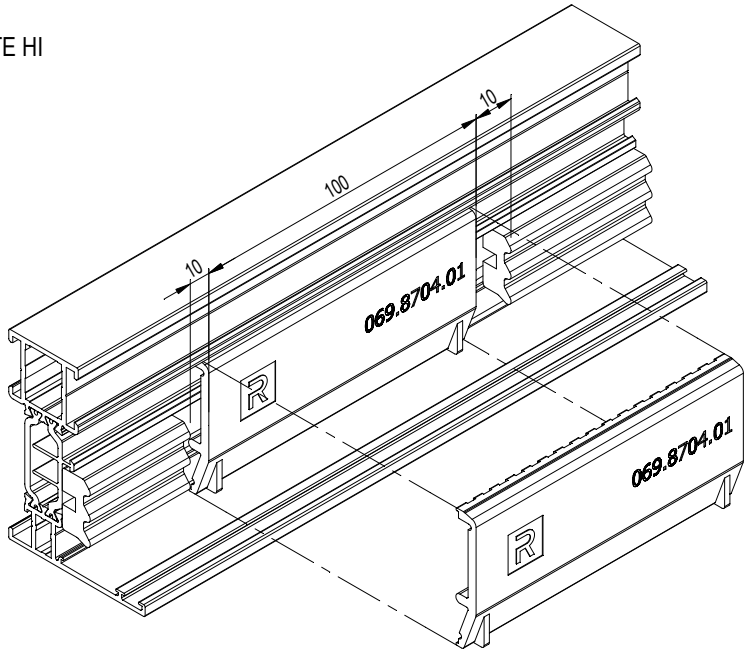

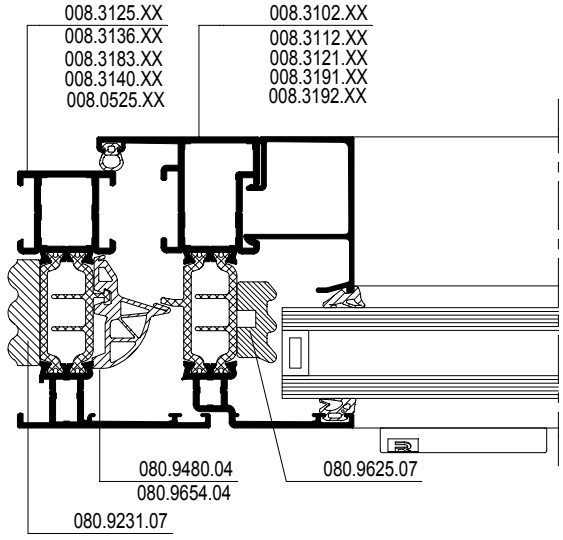

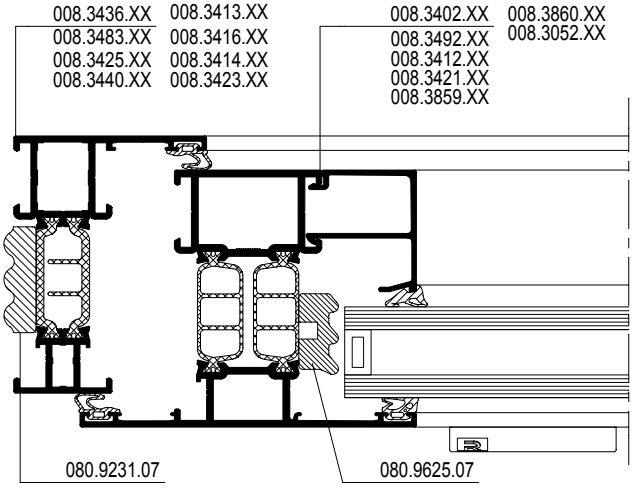

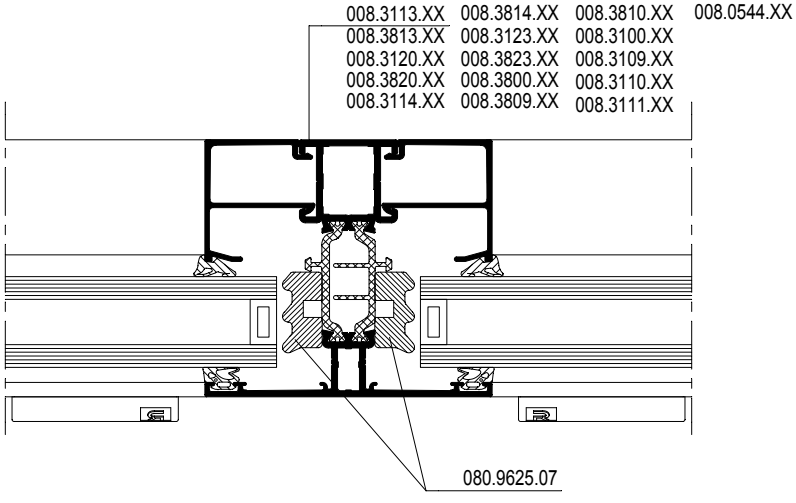

D0078167

* VARIANT HI / VARIANTE HI / VARIANT HI/ VARIANTE HI

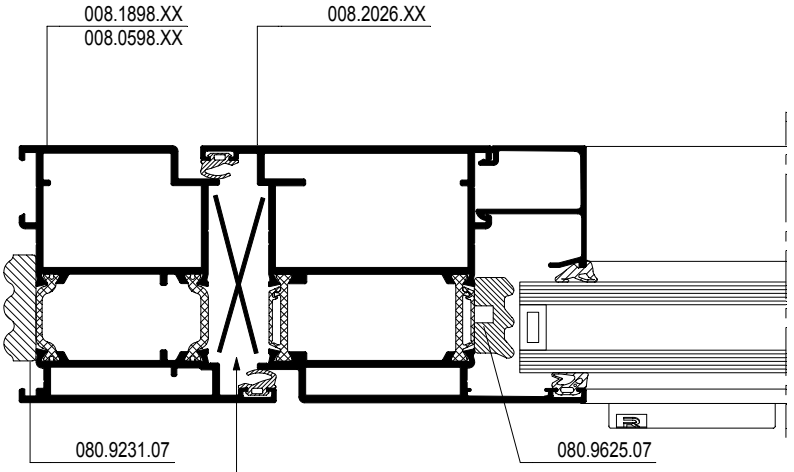

HIER GEEN PEX - ISOLATIE DICHTING
ICI NE PAS DE PEX - JOINT D'ISOLATION
HERE NO PEX - INSULATION GASKET
HIER KEIN HI - DICHTUNG

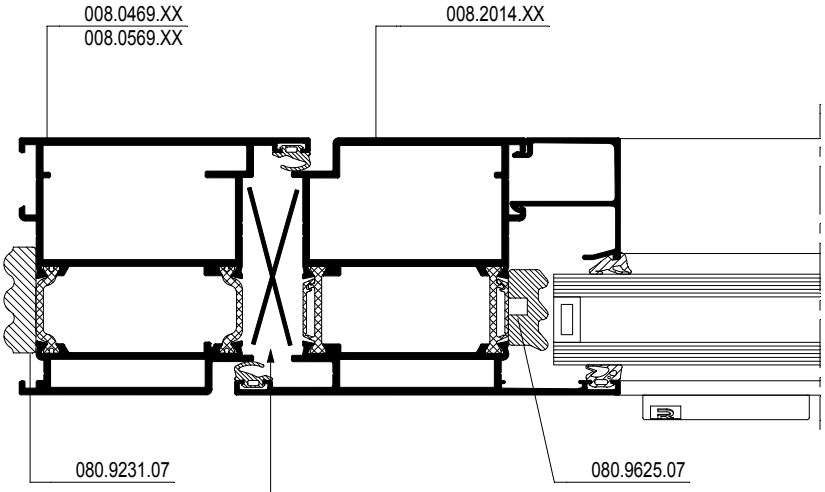

HIER GEEN PEX - ISOLATIE DICHTING
ICI NE PAS DE PEX - JOINT D'ISOLATION
HERE NO PEX - INSULATION GASKET
HIER KEIN HI - DICHTUNG

D0078167

CS 77

SNIJDEN EN AFKITTEN DICHTINGEN
DECOUPER ET ETANCHER LES JOINTS
CUTTING AND SEALING GASKETS
SCHNEIDEN UND VERBINDEN DER DICHTUNGEN

REYNAERS aluminium

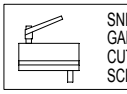

SNIJMAL
GABARIT A COUPER
CUTTING JIG
SCHNEIDESCHABLONE

097.0618.00

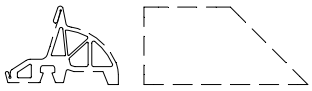

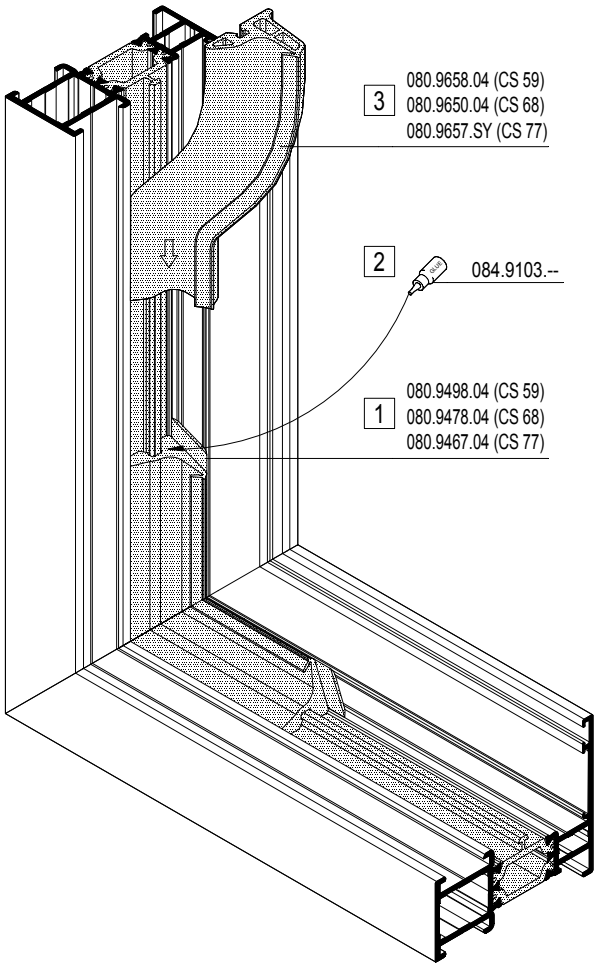

Dichting met voorgevormde hoeken

Volgorde
1. Correct versnijden met snijmal, art. nr. 097.0618.00
2. Benodigde overlengte : ± 10 mm/m
3. Middendichting aanbrengen en overlengte opstuiken
4. De verstekken verlijmen door middel van vulcaniseerlijm, art. nr. 084.9103.--

Joints aux angles préfabriqués

Ordre
1. Découpe correcte avec gabarit de coupe, art. nr. 097.0618.00
2. Longueur supplémentaire : ± 10 mm/m
3. Application du joint central et refoulage de la longueur supplémentaire
4. Encollage des onglets au moyen de colle de vulcanisation, art. nr. 084.9103.--

Gaskets with pre-formed corners

Sequence
1. Correct cutting, by means of cutting jig, art. nr. 097.0618.00
2. Necessary overhanging : ± 10 mm/m
3. Applying central gasket and compressing overhanging
4. Glueing mitres by means of glue for corner connections, art. nr. 084.9103.--

Dichtungen mit vorgefertigten Ecken

Reihenfolge
1. Zuschneiden mit Schneidlehre, art. nr. 097.0618.00
2. Dichtung je lfdm. ca. 10 mm länger zuschneiden
3. Mitteldichtung einbringen und stauchen
4. Die Dichtungsecken oder -stösse mit Vulkanisierkleber verkleben, art. nr. 084.9103.--

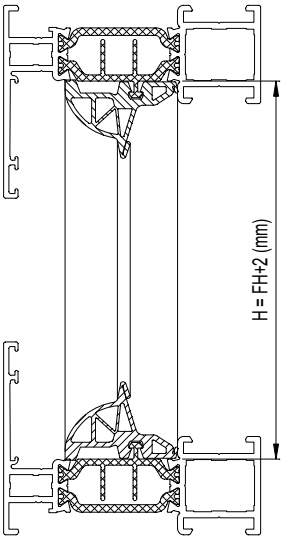

Gevulcaniseerde kader voor middendichting
Cadre vulcanisé pour joint central
Vulcanised frame for central gasket
Vulkanisierter Rahmen für Mitteldichtung

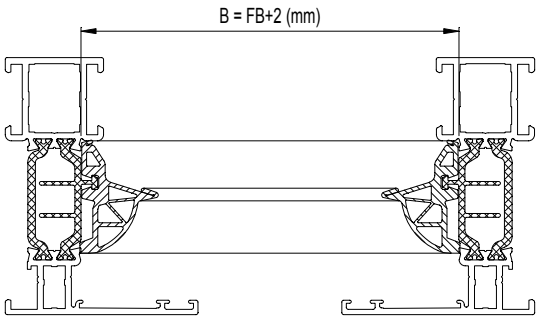

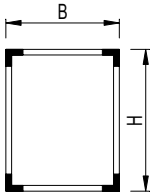

Enkel op bestelling !!
Seulement sur commande !!
Only special ordering !!
Nur auf Bestellung !!

VLEUGELHOOGTE
HAUTEUR D'OUVRANT
VENT HEIGHT
FLÜGELHÖHE
FH

VLEUGELBREEDTE
LARGEUR D'OUVRANT
VENT WIDTH
FLÜGELBREITE
FB

MONTAGEVOLGORDE
L 'ORDRE DE MONTAGE
THE ORDER OF ASSEMBLY
MONTAGEREIHENFOLGE
1 2 3 .

D0009153

CS 77

SNIJDEN EN AFKITTEN DICHTINGEN
DECOUPER ET ETANCHER LES JOINTS
CUTTING AND SEALING GASKETS
SCHNEIDEN UND VERBINDEN DER DICHTUNGEN

VARIANT - VARIANTE

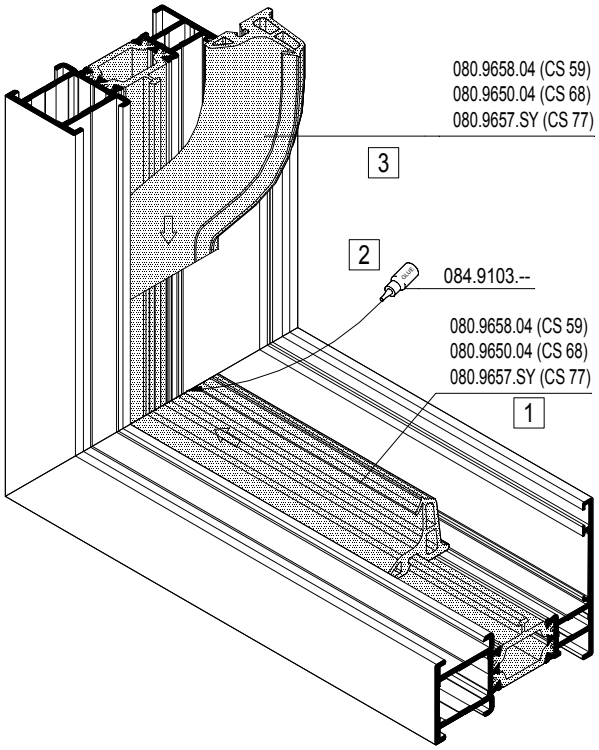

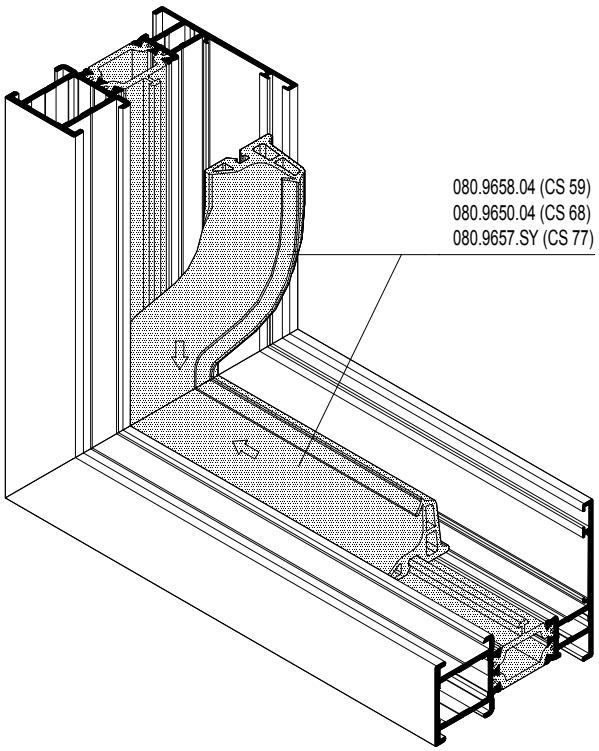

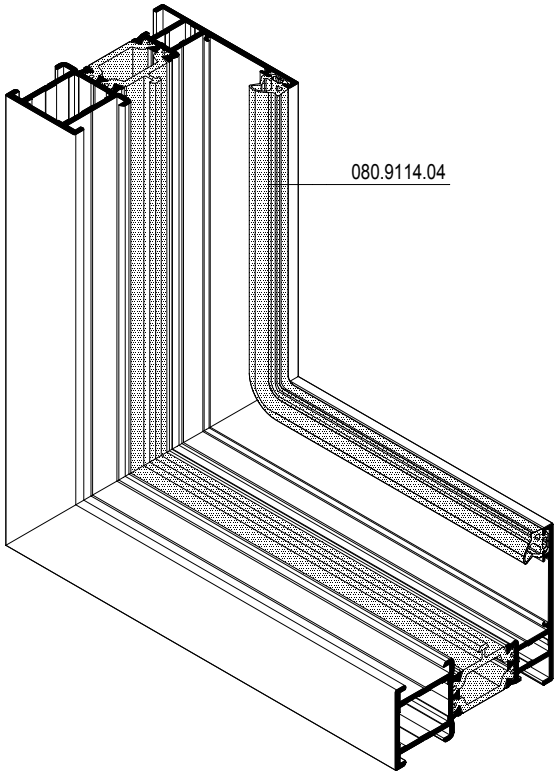

Volgorde
1. Correct versnijden met schaar, art. nr. 090.0121.00
2. Benodigde overlengte : ± 10 mm/m
3. Beglazingsdichting aanbrengen en overlengte opstuiken
4. De verstekken verlijmen door middel van vulcaniseerlijm, art. nr. 084.9103.--

Ordre
1. Découpe correcte avec ciseaux, art. nr. 090.0121.00
2. Longueur supplémentaire : ± 10 mm/m
3. Application du joint de vitrage et refoulage de la longueur supplémentaire
4. Encollage des onglets au moyen de colle de vulcanisation, art. nr. 084.9103.--

Sequence
1. Correct cutting with shears, art. nr. 090.0121.00
2. Necessary overhanging : ± 10 mm/m
3. Applying glazing gasket and compressing overhanging
4. Glueing mitres by means of glue for corner connections, art. nr. 084.9103.--

Reihenfolge
1. Zuschneiden mit Schere, art. nr. 090.0121.00
2. Dichtung je lfdm. ca. 10 mm länger zuschneiden
3. Verglasungsdichtung einbringen und stauchen
4. Die Dichtungsecken oder -stösse mit Vulkanisierkleber verkleben, art. nr. 084.9103.--

schaal - échelle
scale - Maßstab
1/2

D0009153

CS 77

GEVULCANISEERDE KADER MIDDENDICHTING
CADRE VULCANISE JOINT CENTRAL
VULCANISED FRAME CENTRAL GASKET
VULKANISIERTE RAHM MITTELDICHTUNG

REYNAERS aluminium

D0079868



080.9657.04 → F80.9657.N4

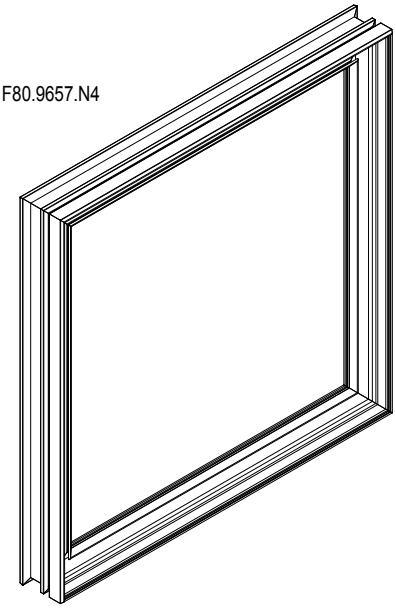

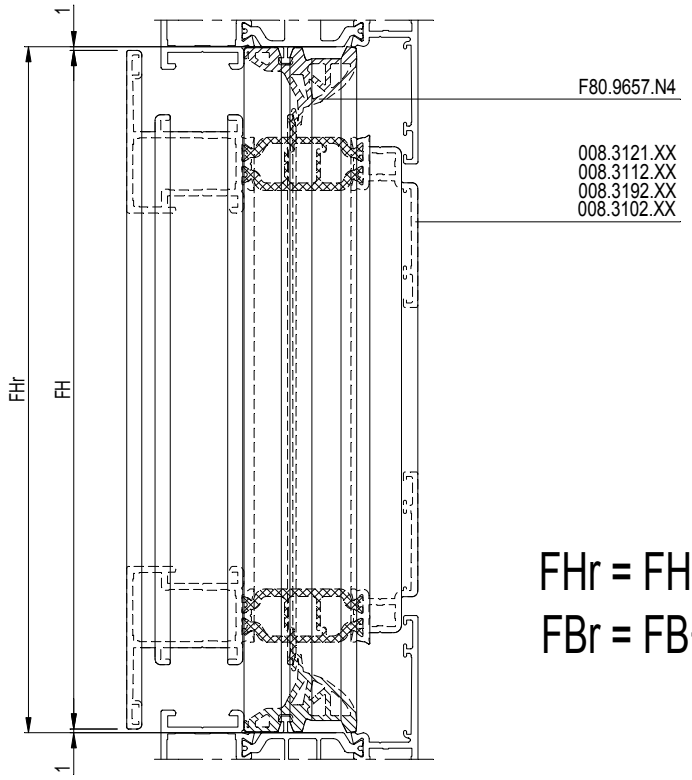

FHr = FH+2
FBr = FB+2

TE BESTELLING AFMETINGEN
DIMENSIONS DE COMMANDE
ORDER DIMENIONS
BESTELLUNG ABMESSUNGEN

F80.9657.N4

FHr	FBr	N°
.....	.....	.....
.....	.....	.....
.....	.....	.....
.....	.....	.....

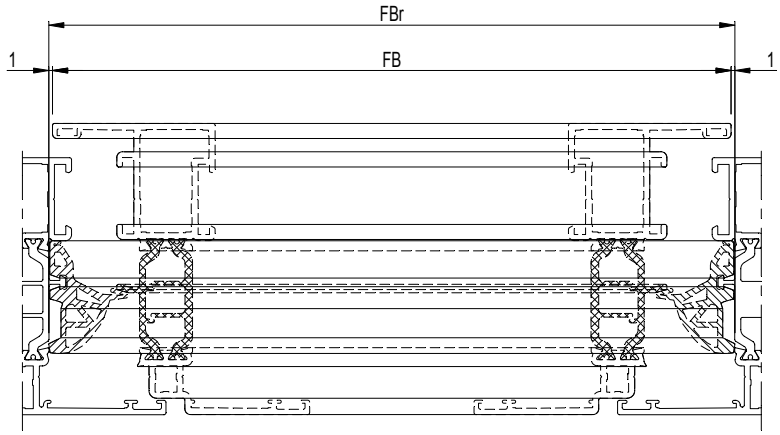

D0079868

CS 77

BEGLAZINGSMETHODE
METHODE DE VITRAGE
GLAZING METHOD
VERGLASUNGSWEISE

REYNAERS aluminium

1

Aanbrengen van dichting

Mise en place joint

Insert gasket

Montage Dichtung

DICHTING
JOINT
GASKET
DICHTUNG

080.9114.04
080.9116.04
080.9118.04
080.9120.04

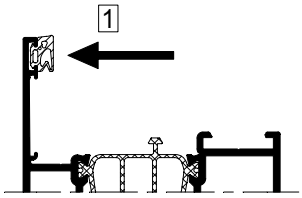

2

Aanbrengen glassteun

Mise en place support cale de vitrage

Insert glazing support

Montage Klotzbrücke

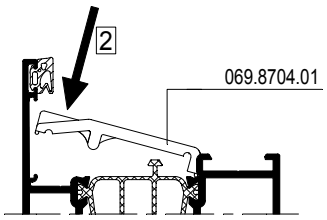

3

Glasplaatsing en opspieën

Pose de vitrage et des cales

Pos. of glass panels with spacers

Verklotzung der Scheibe

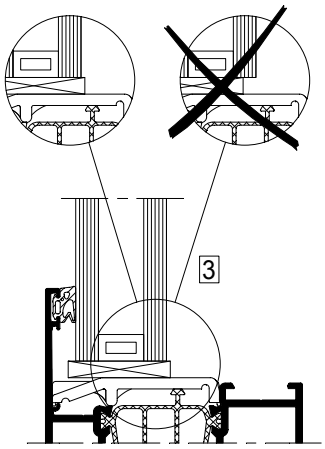

4

Afdichten van glassteunen en aanbrengen van glaslatten

Etancher les supports cale de vitrage et mettre en place les parcloses

Seal off glass supports and clip in beads

Verglasungsklötze sichern und Montage Glasleisten

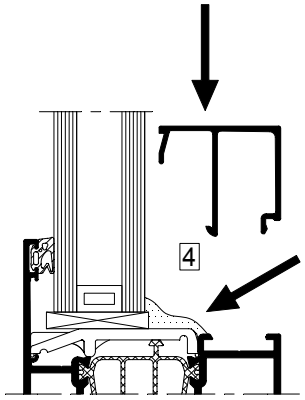

5

Aanbrengen van dichting

Mise en place joint

Insert gasket

Montage Dichtung

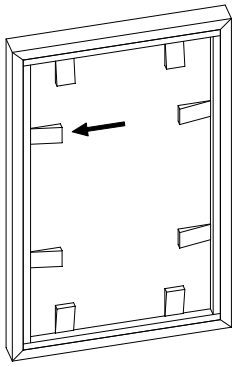

Gereedschap in hout of PVC vergemakkelijkt het plaatsen

Outillage en bois ou PVC facilite le montage

A wooden or PVC spacer can be used to insert glazing gasket

Hilfskeile aus Holz oder Kunststoff verringern die Montagezeiten

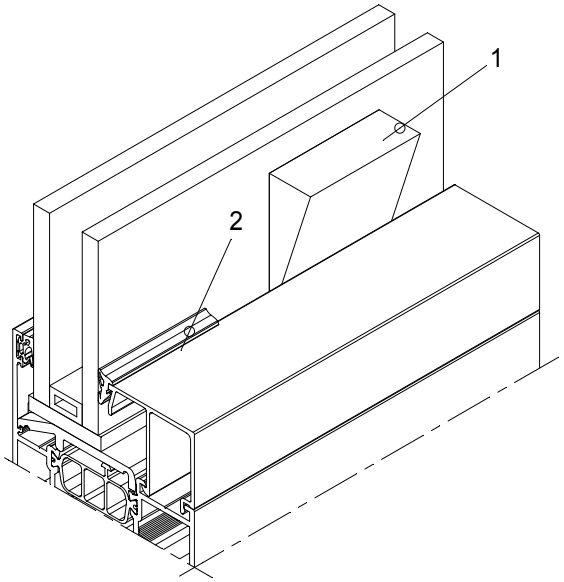

DICHTING
JOINT
GASKET
DICHTUNG

080.9123.SY
080.9124.SY
080.9125.SY
080.9126.SY
080.9128.04
080.9130.04

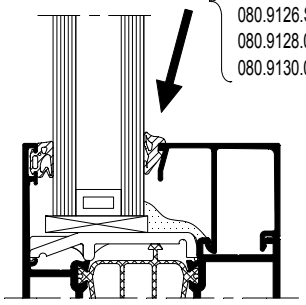

MONTAGEVOLGORDE
L'ORDRE DE MONTAGE
THE ORDER OF ASSEMBLY
MONTAGEREIHENFOLGE

1 2 3 .

D0009155

GLASSTEUN-SUPPORT CALE DE VITRAGE-GLAZING SUPPORT-KLOTZBRUECKE

Het aantal en de plaats van de glassteunen wordt bepaald door de STS 38.03.
Een overzicht:

Le nombre et la position des supports cale de vitrage sont déterminés par le STS 38.03.
Aperçu:

The number and position of the glass supports is defined by the STS 38.03.
Survey:

Die Anzahl und die Position der Klotzbrücken bzw. Verglasungsklötze wird durch Verarbeitungsvorschriften der Isolierglasindustrie und technische Richtlinien des Glaserhandwerks vorgegeben.
Übersicht:

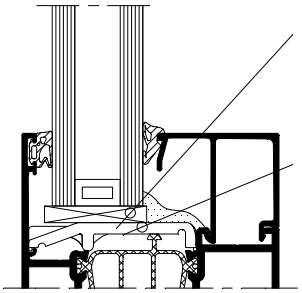

stelblokje
cale
adjusting block
Distanzklotze

glassteun
support cale de vitrage
glazing support
Klotzbrücke

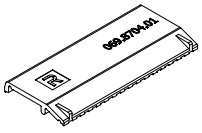

C1: Glassteunen-Supports cale de vitrage-Glazing supports-Klotzbrücken

Deze steunen brengen het gewicht van het glas over op de vleugel of het raamkozijn. Hun goede plaatsing is van groot belang voor de werking van de ramen.

Ces supports transmettent le poids du verre sur l'ouvrant ou sur l'allège. Leur bonne pose est d'une importance capitale pour le fonctionnement des fenêtres.

These supports distribute the weight of the glass on the vent. Correct positioning is very important for the vent to function correctly.

Die Tragklötze übertragen das Scheibengewicht auf den Flügel und stellen die Gangbarkeit der beweglichen Flügel sicher.

C2: Stelblokjes-Cales-Distanzklötze-Adjusting blocks:

Deze blokjes verzekeren de positionering van het glas tussen de sponning. Ze worden aangebracht zonder forceren. Hun doel is elke beweging van het glas in zijn vlak uit te schakelen.

Ces cales assurent le positionnement du verre par rapport à la feuillure, et sont appliquées sans forcer. Elles empêchent tout mouvement du verre dans son logement.

These blocks guarantee the correct positioning of the glass between the rebates. They must be positioned without twisting or damaging the profile. Adjusting blocks also prevent the glass panels from moving.

Die Distanzklötze stellen den Abstand zwischen Rahmen und Verglasung sicher. Je nach Flügelöffnungsart können diese auch eine tragende Funktion übernehmen.

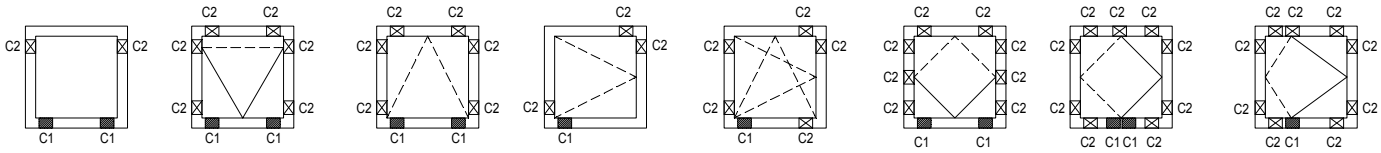

Beglazing kan gebeuren met EPDM-rubbers of met een elastische kitvoeg.

Le vitrage peut être fait à l'aide de joints en EPDM ou de mastic.

Glazing can be done by means of EPDM gaskets or an elastic sealant.

Die Verglasung kann mittels EPDM-Dichtungen oder spritzbarer Dichtstoffen und Vorlegeband erfolgen.

D0009155

BEGLAZINGSTABEL
TABLEAU DE VITRAGE
GLAZING TABLE
VERGLASUNGSTABELLE

REYNAERS aluminium

Voor vaste kader en deurvleugel / For outer frame and door vent / Pour dormant et ouvrant porte / Für Blendrahmen und Haustürflügel

Glaslat Parclose Glazing bead Glasleiste	Beglazingsrubber binnen Joint de vitrage intérieur Glazing gasket inside Verglasungsdichtung innen	Glasdikte Epaisseur de vitrage Glazing thickness Glasdicke	Beglazingsrubber buiten Joint de vitrage extérieur Glazing gasket outside Verglasungsdichtung außen
030.3618.XX	080.9128.04	4	080.9118.04
030.3618.XX	080.9128.04	5	080.9116.04
030.3618.XX	080.9128.04	6	080.9116.04
030.3618.XX	080.9128.04	7	080.9114.04 (*)
030.3618.XX	080.9128.04	8	080.9114.04 (*)
030.3618.XX	080.9126.SY	9	080.9114.04 (*)
030.3618.XX	080.9126.SY	10	080.9114.04 (*)
030.3618.XX	080.9125.SY	11	080.9114.04 (*)
030.3618.XX	080.9124.SY	12	080.9114.04 (*)
030.3617.XX	080.9126.SY	13	080.9114.04 (*)
030.3617.XX	080.9125.SY	14	080.9114.04 (*)
030.3617.XX	080.9124.SY	15	080.9114.04 (*)
030.3616.XX	080.9126.SY	16	080.9114.04 (*)
030.3616.XX	080.9125.SY	17	080.9114.04 (*)
030.3616.XX	080.9124.SY	18	080.9114.04 (*)
030.3615.XX	080.9126.SY	19	080.9114.04 (*)
030.3615.XX	080.9125.SY	20	080.9114.04 (*)
030.3615.XX	080.9124.SY	21	080.9114.04 (*)
030.3614.XX	080.9126.SY	22	080.9114.04 (*)
030.3614.XX	080.9125.SY	23	080.9114.04 (*)
030.3614.XX	080.9124.SY	24	080.9114.04 (*)
030.3613.XX	080.9126.SY	25	080.9114.04 (*)
030.3613.XX	080.9125.SY	26	080.9114.04 (*)
030.3613.XX	080.9124.SY	27	080.9114.04 (*)
030.3612.XX	080.9126.SY	28	080.9114.04 (*)
030.3612.XX	080.9125.SY	29	080.9114.04 (*)
030.3612.XX	080.9124.SY	30	080.9114.04 (*)
030.3611.XX	080.9126.SY	31	080.9114.04 (*)
030.3611.XX	080.9125.SY	32	080.9114.04 (*)
030.3611.XX	080.9124.SY	33	080.9114.04 (*)
030.3610.XX	080.9126.SY	34	080.9114.04 (*)
030.3610.XX	080.9125.SY	35	080.9114.04 (*)
030.3610.XX	080.9124.SY	36	080.9114.04 (*)
030.3609.XX	080.9126.SY	37	080.9114.04 (*)
030.3609.XX	080.9125.SY	38	080.9114.04 (*)
030.3609.XX	080.9124.SY	39	080.9114.04 (*)
030.3608.XX	080.9126.SY	40	080.9114.04 (*)
030.3608.XX	080.9125.SY	41	080.9114.04 (*)
030.3608.XX	080.9124.SY	42	080.9114.04 (*)
030.3607.XX	080.9126.SY	43	080.9114.04 (*)
030.3607.XX	080.9125.SY	44	080.9114.04 (*)
030.3607.XX	080.9124.SY	45	080.9114.04 (*)
030.3606.XX	080.9126.SY	46	080.9114.04 (*)
030.3606.XX	080.9125.SY	47	080.9114.04 (*)
030.3606.XX	080.9124.SY	48	080.9114.04 (*)
030.3645.XX	080.9126.SY	49	080.9114.04 (*)
030.3645.XX	080.9125.SY	50	080.9114.04 (*)
030.3645.XX	080.9124.SY	51	080.9114.04 (*)
030.3644.XX	080.9126.SY	52	080.9114.04 (*)
030.3644.XX	080.9125.SY	53	080.9114.04 (*)
030.3644.XX	080.9124.SY	54	080.9114.04 (*)

Raamvleugel / Window vent / Ouvrant fenêtre / Fensterflügel

Glaslat Parclose Glazing bead Glasleiste	Beglazingsrubber binnen Joint de vitrage intérieur Glazing gasket inside Verglasungsdichtung innen	Glasdikte Epaisseur de vitrage Glazing thickness Glasdicke	Beglazingsrubber buiten Joint de vitrage extérieur Glazing gasket outside Verglasungsdichtung außen
030.3639.XX	080.9128.04	7	080.9114.04 (*)
030.3639.XX	080.9128.04	8	080.9114.04 (*)
030.3639.XX	080.9126.SY	9	080.9114.04 (*)
030.3639.XX	080.9126.SY	7	080.9114.04 (*)
030.3639.XX	080.9125.SY	8	080.9114.04 (*)
030.3639.XX	080.9124.SY	9	080.9114.04 (*)
030.3638.XX	080.9126.SY	10	080.9114.04 (*)
030.3638.XX	080.9125.SY	11	080.9114.04 (*)
030.3638.XX	080.9124.SY	12	080.9114.04 (*)
030.3637.XX	080.9126.SY	13	080.9114.04 (*)
030.3637.XX	080.9125.SY	14	080.9114.04 (*)
030.3637.XX	080.9124.SY	15	080.9114.04 (*)
030.3636.XX	080.9126.SY	16	080.9114.04 (*)
030.3636.XX	080.9125.SY	17	080.9114.04 (*)
030.3636.XX	080.9124.SY	18	080.9114.04 (*)
030.3635.XX	080.9126.SY	19	080.9114.04 (*)
030.3635.XX	080.9125.SY	20	080.9114.04 (*)
030.3635.XX	080.9124.SY	21	080.9114.04 (*)
030.3634.XX	080.9126.SY	22	080.9114.04 (*)
030.3634.XX	080.9125.SY	23	080.9114.04 (*)
030.3634.XX	080.9124.SY	24	080.9114.04 (*)
030.3633.XX	080.9126.SY	25	080.9114.04 (*)
030.3633.XX	080.9125.SY	26	080.9114.04 (*)
030.3633.XX	080.9124.SY	27	080.9114.04 (*)
030.3632.XX	080.9126.SY	28	080.9114.04 (*)
030.3632.XX	080.9125.SY	29	080.9114.04 (*)
030.3632.XX	080.9124.SY	30	080.9114.04 (*)
030.3631.XX	080.9126.SY	31	080.9114.04 (*)
030.3631.XX	080.9125.SY	32	080.9114.04 (*)
030.3631.XX	080.9124.SY	33	080.9114.04 (*)
030.3630.XX	080.9126.SY	34	080.9114.04 (*)
030.3630.XX	080.9125.SY	35	080.9114.04 (*)
030.3630.XX	080.9124.SY	36	080.9114.04 (*)
030.3629.XX	080.9126.SY	37	080.9114.04 (*)
030.3629.XX	080.9125.SY	38	080.9114.04 (*)
030.3629.XX	080.9124.SY	39	080.9114.04 (*)
030.3628.XX	080.9126.SY	40	080.9114.04 (*)
030.3628.XX	080.9125.SY	41	080.9114.04 (*)
030.3628.XX	080.9124.SY	42	080.9114.04 (*)
030.3627.XX	080.9126.SY	43	080.9114.04 (*)
030.3627.XX	080.9125.SY	44	080.9114.04 (*)
030.3627.XX	080.9124.SY	45	080.9114.04 (*)
030.3626.XX	080.9126.SY	46	080.9114.04 (*)
030.3626.XX	080.9125.SY	47	080.9114.04 (*)
030.3626.XX	080.9124.SY	48	080.9114.04 (*)
030.3665.XX	080.9126.SY	49	080.9114.04 (*)
030.3665.XX	080.9125.SY	50	080.9114.04 (*)
030.3665.XX	080.9124.SY	51	080.9114.04 (*)
030.3664.XX	080.9126.SY	52	080.9114.04 (*)
030.3664.XX	080.9125.SY	53	080.9114.04 (*)
030.3664.XX	080.9124.SY	54	080.9114.04 (*)

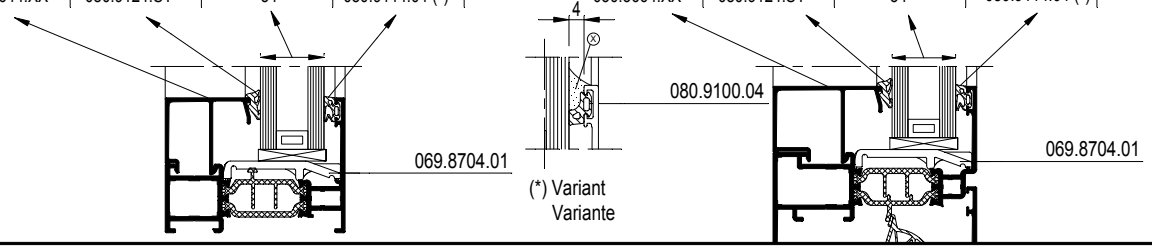

(*) Variant
Variante

D0009156

Glaslatten buitendraaiend raam
Parcloses ouvrant vers l'exterieur
Glazing beads outside opening window
Glasleiste nach außen öffnendes fenster

Beglazingsrubber binnen Joint de vitrage intérieur Glazing gasket inside Verglasungsdichtung innen	Glasdikte Epaisseur de vitrage Glazing thickness Glasdicke	Beglazingsrubber buiten Joint de vitrage extérieur Glazing gasket outside Verglasungsdichtung außen	Glaslat Parclose Glazing bead Glasleiste
080.9128.04	16	080.9118.04	030.3199.XX
080.9128.04	17	080.9116.04	030.3199.XX
080.9128.04	18	080.9116.04	030.3199.XX
080.9128.04	19	080.9114.04 (*)	030.3199.XX
080.9128.04	20	080.9114.04 (*)	030.3199.XX
080.9126.SY	21	080.9114.04 (*)	030.3199.XX
080.9126.SY	22	080.9114.04 (*)	030.3199.XX
080.9125.SY	23	080.9114.04 (*)	030.3199.XX
080.9124.SY	24	080.9114.04 (*)	030.3199.XX
080.9128.04	25	080.9118.04	030.3198.XX
080.9128.04	26	080.9116.04	030.3198.XX
080.9128.04	27	080.9116.04	030.3198.XX
080.9128.04	28	080.9114.04 (*)	030.3198.XX
080.9128.04	29	080.9114.04 (*)	030.3198.XX
080.9126.SY	30	080.9114.04 (*)	030.3198.XX
080.9126.SY	31	080.9114.04 (*)	030.3198.XX
080.9125.SY	32	080.9114.04 (*)	030.3198.XX
080.9124.SY	33	080.9114.04 (*)	030.3198.XX
080.9128.04	34	080.9118.04	030.3197.XX
080.9128.04	35	080.9116.04	030.3197.XX
080.9128.04	36	080.9116.04	030.3197.XX
080.9128.04	37	080.9114.04 (*)	030.3197.XX
080.9128.04	38	080.9114.04 (*)	030.3197.XX
080.9126.SY	39	080.9114.04 (*)	030.3197.XX
080.9126.SY	40	080.9114.04 (*)	030.3197.XX
080.9125.SY	41	080.9114.04 (*)	030.3197.XX
080.9124.SY	42	080.9114.04 (*)	030.3197.XX
080.9128.04	43	080.9118.04	030.3196.XX
080.9128.04	44	080.9116.04	030.3196.XX
080.9128.04	45	080.9116.04	030.3196.XX
080.9128.04	46	080.9114.04 (*)	030.3196.XX
080.9128.04	47	080.9114.04 (*)	030.3196.XX
080.9126.SY	48	080.9114.04 (*)	030.3196.XX
080.9126.SY	49	080.9114.04 (*)	030.3196.XX
080.9125.SY	50	080.9114.04 (*)	030.3196.XX
080.9124.SY	51	080.9114.04 (*)	030.3196.XX
080.9125.SY	52	080.9114.04 (*)	030.3195.XX
080.9124.SY	53	080.9114.04 (*)	030.3195.XX

Glaslatten buitendraaiend raam
Parcloses ouvrant vers l'exterieur
Glazing beads outside opening window
Glasleiste nach außen öffnendes fenster

Beglazingsrubber binnen Joint de vitrage intérieur Glazing gasket inside Verglasungsdichtung innen	Glasdikte Epaisseur de vitrage Glazing thickness Glasdicke	Beglazingsrubber buiten Joint de vitrage extérieur Glazing gasket outside Verglasungsdichtung außen	Glaslat Parclose Glazing bead Glasleiste
080.9128.04	16	080.9118.04	030.3899.XX
080.9128.04	17	080.9116.04	030.3899.XX
080.9128.04	18	080.9116.04	030.3899.XX
080.9128.04	19	080.9114.04 (*)	030.3899.XX
080.9128.04	20	080.9114.04 (*)	030.3899.XX
080.9126.SY	21	080.9114.04 (*)	030.3899.XX
080.9126.SY	22	080.9114.04 (*)	030.3899.XX
080.9125.SY	23	080.9114.04 (*)	030.3899.XX
080.9124.SY	24	080.9114.04 (*)	030.3899.XX
080.9128.04	25	080.9118.04	030.3898.XX
080.9128.04	26	080.9116.04	030.3898.XX
080.9128.04	27	080.9116.04	030.3898.XX
080.9128.04	28	080.9114.04 (*)	030.3898.XX
080.9128.04	29	080.9114.04 (*)	030.3898.XX
080.9126.SY	30	080.9114.04 (*)	030.3898.XX
080.9126.SY	31	080.9114.04 (*)	030.3898.XX
080.9125.SY	32	080.9114.04 (*)	030.3898.XX
080.9124.SY	33	080.9114.04 (*)	030.3898.XX
080.9128.04	34	080.9118.04	030.3897.XX
080.9128.04	35	080.9116.04	030.3897.XX
080.9128.04	36	080.9116.04	030.3897.XX
080.9128.04	37	080.9114.04 (*)	030.3897.XX
080.9128.04	38	080.9114.04 (*)	030.3897.XX
080.9126.SY	39	080.9114.04 (*)	030.3897.XX
080.9126.SY	40	080.9114.04 (*)	030.3897.XX
080.9125.SY	41	080.9114.04 (*)	030.3897.XX
080.9124.SY	42	080.9114.04 (*)	030.3897.XX
080.9103.04	43	080.9114.04 (*)	030.3897.XX
080.9128.04	44	080.9116.04	030.3896.XX
080.9128.04	45	080.9116.04	030.3896.XX
080.9128.04	46	080.9114.04 (*)	030.3896.XX
080.9128.04	47	080.9114.04 (*)	030.3896.XX
080.9126.SY	48	080.9114.04 (*)	030.3896.XX
080.9126.SY	49	080.9114.04 (*)	030.3896.XX
080.9125.SY	50	080.9114.04 (*)	030.3896.XX
080.9124.SY	51	080.9114.04 (*)	030.3896.XX
080.9125.SY	52	080.9114.04 (*)	030.3895.XX
080.9124.SY	53	080.9114.04 (*)	030.3895.XX

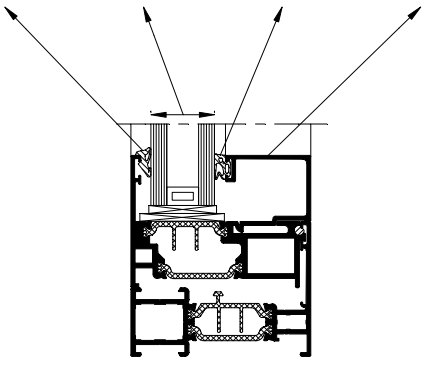

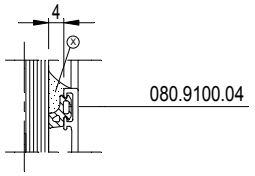

(*) Variant
Variante

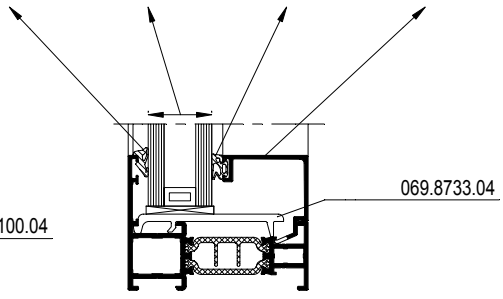

D0009156

Voor vaste kader en vleugel
Pour dormant et ouvrant
For outer frame and vent
Für Blendrahmen und Flügel

glaslat parclose glazing bead glasleiste	Beglazingsrubber binnen Joint de vitrage intérieur Glazing gasket inside Verglasungsdichtung innen	Glasdikte Epaisseur de vitrage Glazing thickness Glasdicke	Beglazingsrubber buiten Joint de vitrage extérieur Glazing gasket outside Verglasungsdichtung außen
030.3615.XX	080.9370.04	17	080.9118.04
030.3615.XX	080.9370.04	18	080.9118.04
030.3615.XX	080.9370.04	19	080.9116.04
030.3615.XX	080.9370.04	20	080.9116.04
030.3615.XX	080.9370.04	21	080.9114.04 (*)
030.3615.XX	080.9370.04	22	080.9114.04 (*)
030.3614.XX	080.9370.04	23	080.9116.04
030.3614.XX	080.9370.04	24	080.9114.04 (*)
030.3614.XX	080.9370.04	25	080.9114.04 (*)
030.3613.XX	080.9370.04	26	080.9116.04
030.3613.XX	080.9370.04	27	080.9114.04 (*)
030.3613.XX	080.9370.04	28	080.9114.04 (*)
030.3612.XX	080.9370.04	29	080.9116.04
030.3612.XX	080.9370.04	30	080.9114.04 (*)
030.3612.XX	080.9370.04	31	080.9114.04 (*)
030.3611.XX	080.9370.04	32	080.9116.04
030.3611.XX	080.9370.04	33	080.9114.04 (*)
030.3611.XX	080.9370.04	34	080.9114.04 (*)
030.3610.XX	080.9370.04	35	080.9116.04
030.3610.XX	080.9370.04	36	080.9114.04 (*)
030.3610.XX	080.9370.04	37	080.9114.04 (*)
030.3609.XX	080.9370.04	38	080.9116.04
030.3609.XX	080.9370.04	39	080.9114.04 (*)
030.3609.XX	080.9370.04	40	080.9114.04 (*)
030.3608.XX	080.9370.04	41	080.9116.04
030.3608.XX	080.9370.04	42	080.9114.04 (*)
030.3608.XX	080.9370.04	43	080.9114.04 (*)

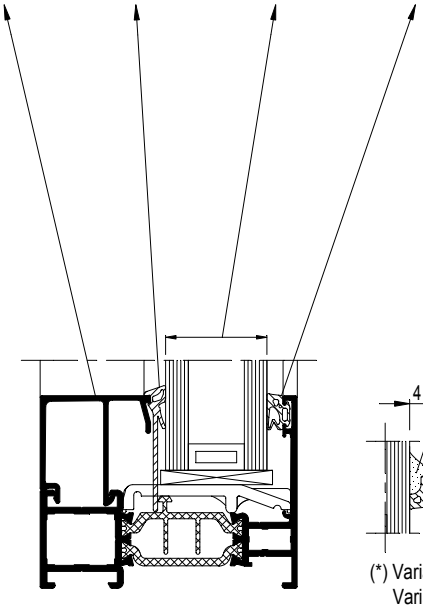

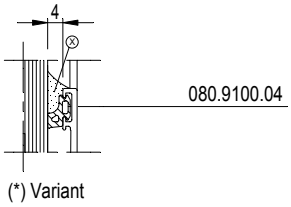

(*) Variant
Variante

Raamvleugel
Ouvrant fenêtre
Window Vent
Fensterflügel

glaslat parclose glazing bead glasleiste	Beglazingsrubber binnen Joint de vitrage intérieur Glazing gasket inside Verglasungsdichtung innen	Glasdikte Epaisseur de vitrage Glazing thickness Glasdicke	Beglazingsrubber buiten Joint de vitrage extérieur Glazing gasket outside Verglasungsdichtung außen
030.3636.XX	080.9370.04	12	080.9120.04
030.3636.XX	080.9370.04	13	080.9118.04
030.3636.XX	080.9370.04	14	080.9118.04
030.3636.XX	080.9370.04	15	080.9116.04
030.3636.XX	080.9370.04	16	080.9116.04
030.3635.XX	080.9370.04	17	080.9118.04
030.3635.XX	080.9370.04	18	080.9118.04
030.3635.XX	080.9370.04	19	080.9116.04
030.3635.XX	080.9370.04	20	080.9116.04
030.3635.XX	080.9370.04	21	080.9114.04 (*)
030.3635.XX	080.9370.04	22	080.9114.04 (*)
030.3634.XX	080.9370.04	23	080.9116.04
030.3634.XX	080.9370.04	24	080.9114.04 (*)
030.3634.XX	080.9370.04	25	080.9114.04 (*)
030.3633.XX	080.9370.04	26	080.9116.04
030.3633.XX	080.9370.04	27	080.9114.04 (*)
030.3633.XX	080.9370.04	28	080.9114.04 (*)
030.3632.XX	080.9370.04	29	080.9116.04
030.3632.XX	080.9370.04	30	080.9114.04 (*)
030.3632.XX	080.9370.04	31	080.9114.04 (*)
030.3631.XX	080.9370.04	32	080.9116.04
030.3631.XX	080.9370.04	33	080.9114.04 (*)
030.3631.XX	080.9370.04	34	080.9114.04 (*)
030.3630.XX	080.9370.04	35	080.9116.04
030.3630.XX	080.9370.04	36	080.9114.04 (*)
030.3630.XX	080.9370.04	37	080.9114.04 (*)
030.3629.XX	080.9370.04	38	080.9116.04
030.3629.XX	080.9370.04	39	080.9114.04 (*)
030.3629.XX	080.9370.04	40	080.9114.04 (*)
030.3628.XX	080.9370.04	41	080.9116.04
030.3628.XX	080.9370.04	42	080.9114.04 (*)
030.3628.XX	080.9370.04	43	080.9114.04 (*)

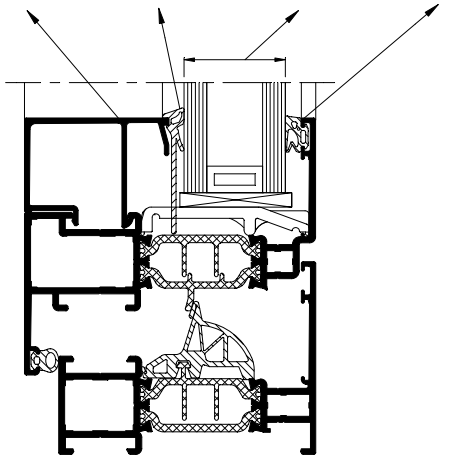

D0009157

Verborgen vleugel (CS 77-HV)
Ouvrant caché (CS 77-HV)
Hidden vent (CS 77-HV)
Verdeckter Flügel (CS 77-HV)

Profielen ! (glaslat = 005.2533.XX) Profilés ! (parclose = 005.2533.XX) Profiles ! (glazing bead = 005.2533.XX) Profile ! (glasleiste = 005.2533.XX)	Profielen ! (glaslat = 005.2533.XX) Profilés ! (parclose = 005.2533.XX) Profiles ! (glazing bead = 005.2533.XX) Profile ! (glasleiste = 005.2533.XX)	Beglazingsrubber binnen Joint de vitrage intérieur Glazing gasket inside Verglasungsdichtung innen	Glasdikte Epaisseur de vitrage Glazing thickness Glasdicke	Beglazingsrubber buiten Joint de vitrage extérieur Glazing gasket outside Verglasungsdichtung außen
008.2500.XX	008.2504.XX	080.9120.04	23	080.9126.SY
008.2500.XX	008.2504.XX	080.9120.04	24	080.9126.SY
008.2500.XX	008.2504.XX	080.9120.04	25	080.9125.SY
008.2500.XX	008.2504.XX	080.9118.04	26	080.9126.SY
008.2500.XX	008.2504.XX	080.9118.04	27	080.9125.SY
008.2500.XX	008.2504.XX	080.9118.04	28	080.9124.SY
008.2500.XX	008.2504.XX	080.9118.04	29	080.9123.SY
008.2500.XX	008.2504.XX	080.9116.04	30	080.9124.SY
008.2500.XX	008.2504.XX	080.9116.04	31	080.9123.SY
008.2500.XX	008.2504.XX	080.9114.04 (*)	32	080.9124.SY
008.2500.XX	008.2504.XX	080.9114.04 (*)	33	080.9123.SY
008.2499.XX	008.2503.XX	080.9118.04	34	080.9126.SY
008.2499.XX	008.2503.XX	080.9118.04	35	080.9125.SY
008.2499.XX	008.2503.XX	080.9118.04	36	080.9124.SY
008.2499.XX	008.2503.XX	080.9118.04	37	080.9123.SY
008.2499.XX	008.2503.XX	080.9116.04	38	080.9124.SY
008.2499.XX	008.2503.XX	080.9116.04	39	080.9123.SY
008.2499.XX	008.2503.XX	080.9114.04 (*)	40	080.9124.SY
008.2499.XX	008.2503.XX	080.9114.04 (*)	41	080.9123.SY
---	008.2502.XX	080.9118.04	42	080.9126.SY
---	008.2502.XX	080.9118.04	43	080.9125.SY
---	008.2502.XX	080.9118.04	44	080.9124.SY
---	008.2502.XX	080.9118.04	45	080.9123.SY
---	008.2502.XX	080.9116.04	46	080.9124.SY
---	008.2502.XX	080.9116.04	47	080.9123.SY
---	008.2502.XX	080.9114.04 (*)	48	080.9124.SY
---	008.2502.XX	080.9114.04 (*)	49	080.9123.SY

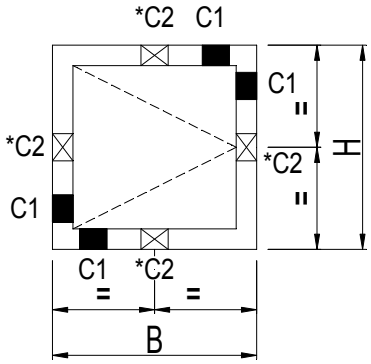

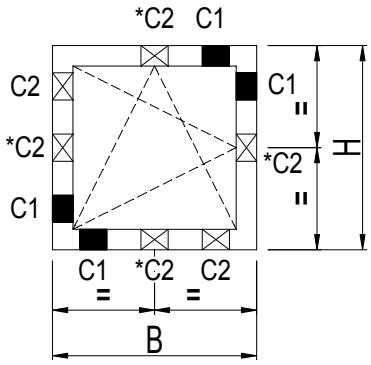

C1 : steunblokje - cales de support - support blocks - Tragklötze
C2 : stelblokje - cales d'ajustement - adjusting blocks - Distanzklötze

*Enkel bij draairaam en draaikipraam HV.
B en H > 800 mm = extra stelblokje
*Seulement pour fenêtre ouvrante a la française et fenêtre oscillo-battante HV
B et H > 800 mm = cale de support supplémentaire
*Only for side-hung window and turn and tilt window HV.
B and H > 800 mm = adjusting block extra
*Nur bei Drehfenster und Drehkippfenster HV.
B und H > 800 mm = Extra Distanzklötz

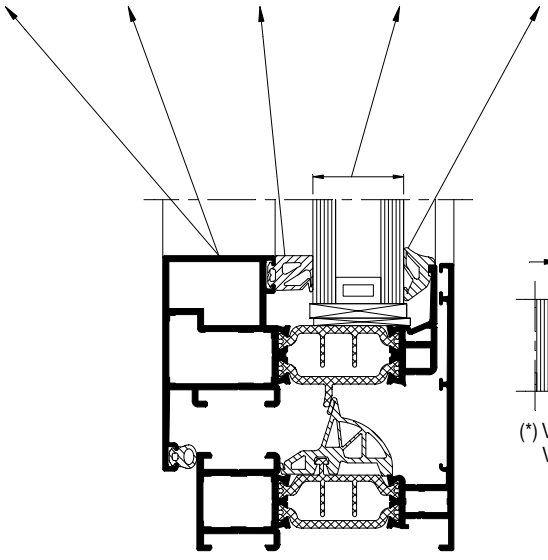

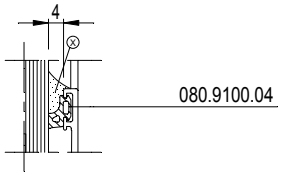

(*) Variant
Variante

D0009157

D0079387

Voor vaste kader en deurvleugel / For outer frame and door vent
Pour dormant et ouvrant porte / Für Blendrahmen und Haustürflügel

Glaslat / Parclose / Glazing bead / Glasleiste	Beglazingsrubber binnen / Joint de vitrage intérieur / Glazing gasket inside / Verglasungsdichtung innen	Glasdikte / Epaisseur de vitrage / Glazing thickness / Glasdicke	Beglazingsrubber buiten / Joint de vitrage extérieur / Glazing gasket outside / Verglasungsdichtung außen
008.0226.XX	080.9130.04	18	080.9114.SY(*)
008.0226.XX	080.9128.04	19	080.9114.SY (*)
008.0226.XX	080.9128.04	20	080.9114.SY (*)
008.0226.XX	080.9126.SY	21	080.9114.SY (*)
008.0226.XX	080.9126.SY	22	080.9114.SY (*)
008.0226.XX	080.9125.SY	23	080.9114.SY (*)
008.0226.XX	080.9124.SY	24	080.9114.SY (*)
005.0226.XX	080.9128.04	25	080.9116.04
005.0226.XX	080.9128.04	26	080.9116.04
005.0226.XX	080.9130.04	27	080.9114.SY (*)
005.0226.XX	080.9128.04	28	080.9114.SY (*)
005.0226.XX	080.9128.04	29	080.9114.SY (*)
005.0226.XX	080.9126.SY	30	080.9114.SY (*)
005.0226.XX	080.9126.SY	31	080.9114.SY (*)
005.0226.XX	080.9125.SY	32	080.9114.SY (*)
005.0226.XX	080.9124.SY	33	080.9114.SY (*)
001.0200.XX	080.9128.04	34	080.9116.04
001.0200.XX	080.9128.04	35	080.9116.04
001.0200.XX	080.9130.04	36	080.9114.SY (*)
001.0200.XX	080.9128.04	37	080.9114.SY (*)
001.0200.XX	080.9128.04	38	080.9114.SY (*)
001.0200.XX	080.9126.SY	39	080.9114.SY (*)
001.0200.XX	080.9126.SY	40	080.9114.SY (*)
001.0200.XX	080.9125.SY	41	080.9114.SY (*)
001.0200.XX	080.9124.SY	42	080.9114.SY (*)

Raamvleugel / Window vent
Ouvrant fenêtre / Fensterflügel

Glaslat / Parclose / Glazing bead / Glasleiste	Beglazingsrubber binnen / Joint de vitrage intérieur / Glazing gasket inside / Verglasungsdichtung innen	Glasdikte / Epaisseur de vitrage / Glazing thickness / Glasdicke	Beglazingsrubber buiten / Joint de vitrage extérieur / Glazing gasket outside / Verglasungsdichtung außen
008.0227.XX	080.9130.04	18	080.9114.SY (*)
008.0227.XX	080.9128.04	19	080.9114.SY (*)
008.0227.XX	080.9128.04	20	080.9114.SY (*)
008.0227.XX	080.9126.SY	21	080.9114.SY (*)
008.0227.XX	080.9126.SY	22	080.9114.SY (*)
008.0227.XX	080.9125.SY	23	080.9114.SY (*)
008.0227.XX	080.9124.SY	24	080.9114.SY (*)
005.0227.XX	080.9128.04	25	080.9116.04
005.0227.XX	080.9128.04	26	080.9116.04
005.0227.XX	080.9130.04	27	080.9114.SY (*)
005.0227.XX	080.9128.04	28	080.9114.SY (*)
005.0227.XX	080.9128.04	29	080.9114.SY (*)
005.0227.XX	080.9126.SY	30	080.9114.SY (*)
005.0227.XX	080.9126.SY	31	080.9114.SY (*)
005.0227.XX	080.9125.SY	32	080.9114.SY (*)
005.0227.XX	080.9124.SY	33	080.9114.SY (*)
001.0201.XX	080.9128.04	34	080.9116.04
001.0201.XX	080.9128.04	35	080.9116.04
001.0201.XX	080.9130.04	36	080.9114.SY (*)
001.0201.XX	080.9128.04	37	080.9114.SY (*)
001.0201.XX	080.9128.04	38	080.9114.SY (*)
001.0201.XX	080.9126.SY	39	080.9114.SY (*)
001.0201.XX	080.9126.SY	40	080.9114.SY (*)
001.0201.XX	080.9125.SY	41	080.9114.SY (*)
001.0201.XX	080.9124.SY	42	080.9114.SY (*)

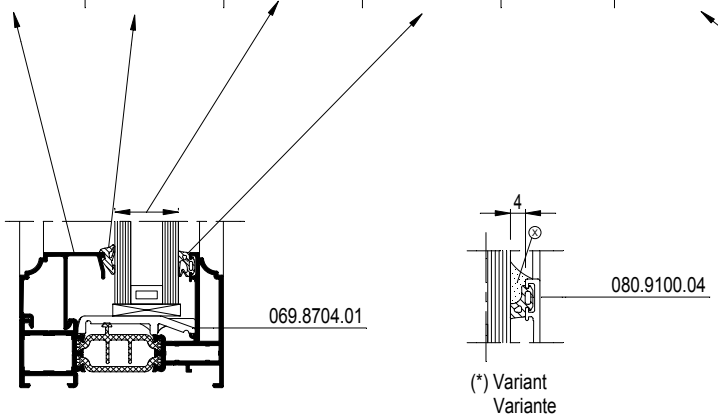

(*) Variant
Variante

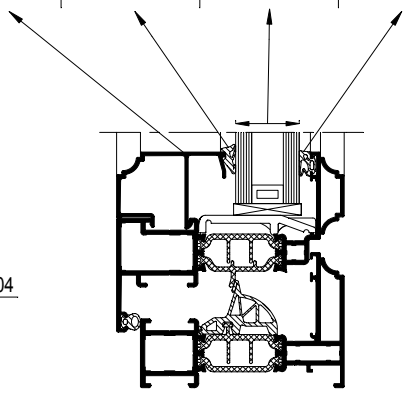

D0079387

D0009158

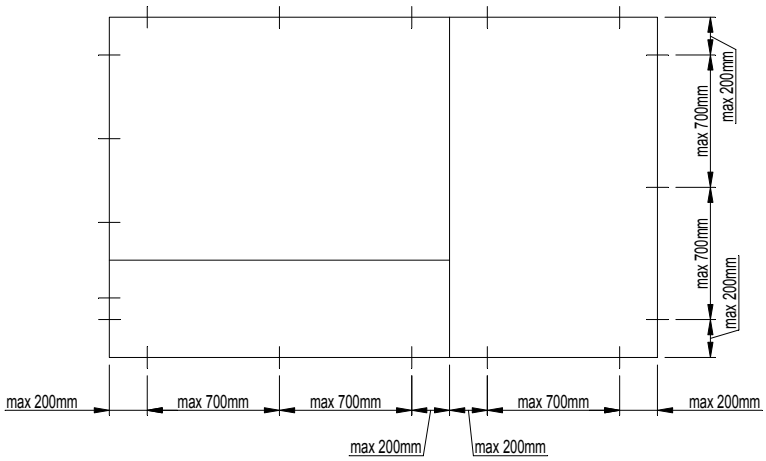
max 200mm
max 700mm
max 700mm
max 200mm
max 700mm
max 700mm
max 200mm
max 200mm
max 200mm
max 200mm
max 700mm
max 700mm
max 200mm

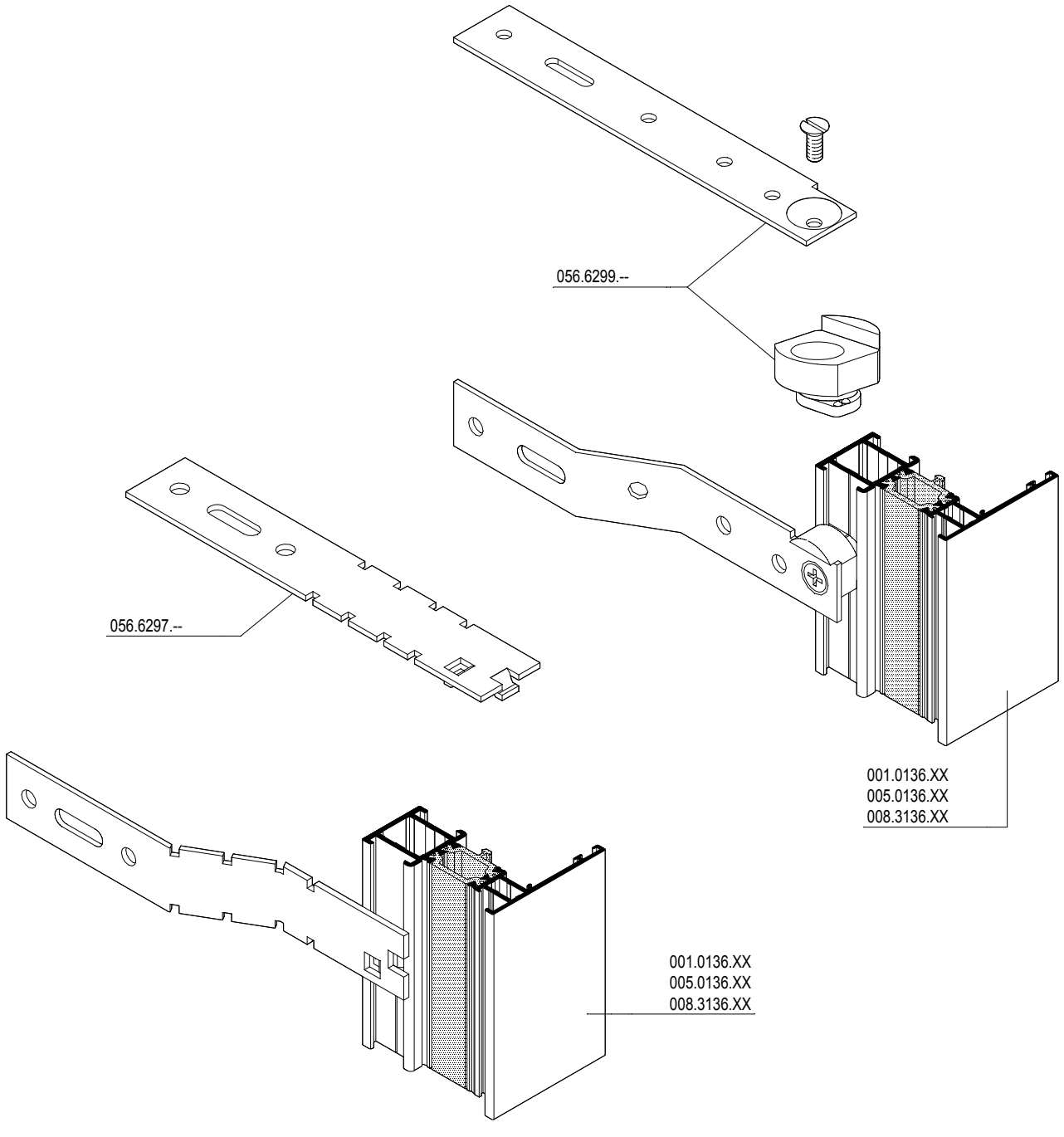
056.6299.--
056.6297.--
001.0136.XX
005.0136.XX
008.3136.XX
001.0136.XX
005.0136.XX
008.3136.XX

D0009158

CS 77

PLAATSING VAN ONDERDORPEL MET ROLLUIKGELEIDER
FINITION LATERALE SEUIL AVEC GUIDAGE VOLET
SEALING SILL WITH ROLLER SHUTTER GUIDE
MONTAGE BASISPROFIL-FENSTERBANK-ROLLADENFUEHRUNG

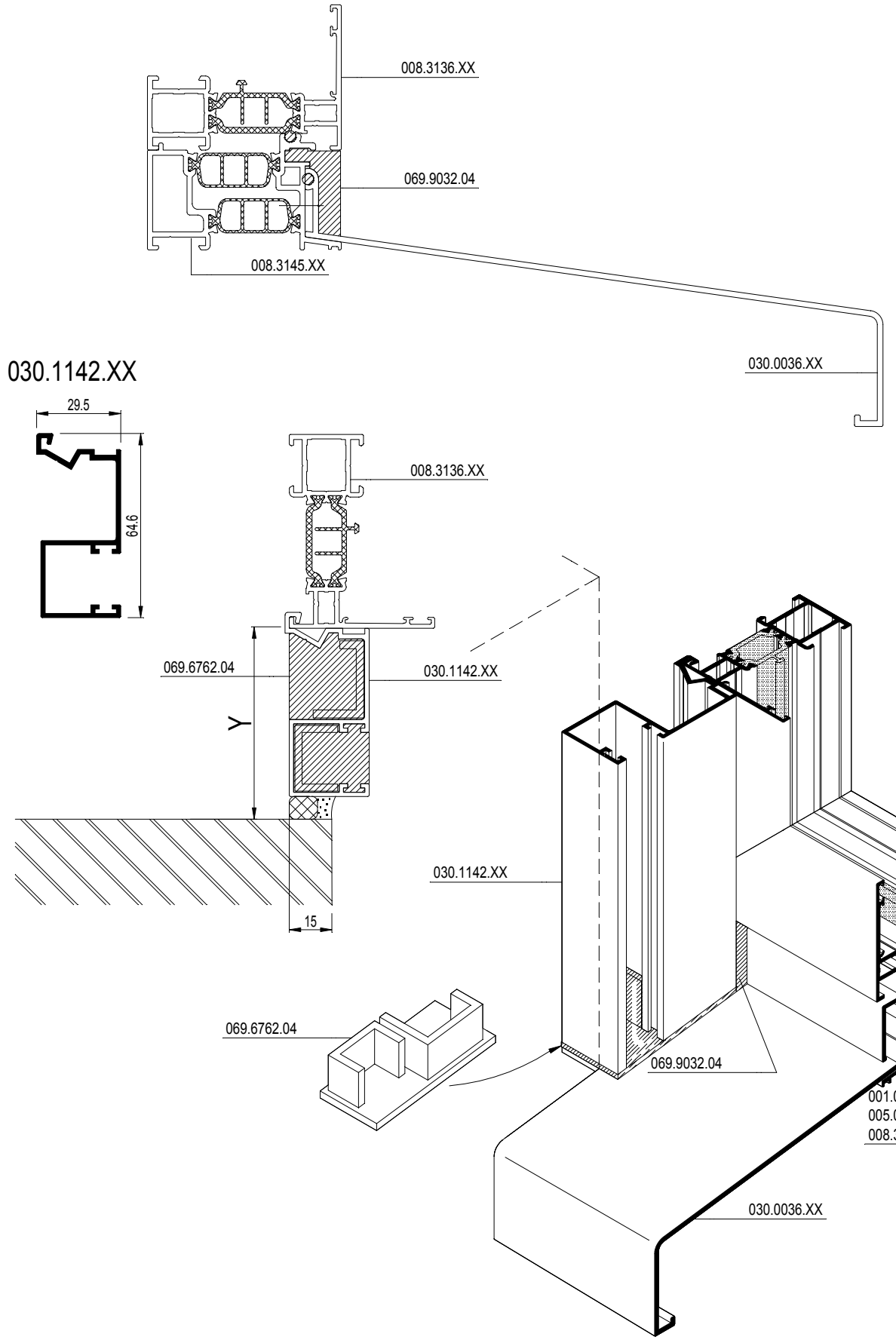

D0009160

CS 77

PLAATSING VAN ONDERDORPEL MET ROLLUIKGELEIDER
FINITION LATERALE SEUIL AVEC GUIDAGE VOLET
SEALING SILL WITH ROLLER SHUTTER GUIDE
MONTAGE BASISPROFIL-FENSTERBANK-ROLLADENFUEHRUNG

REYNAERS aluminium

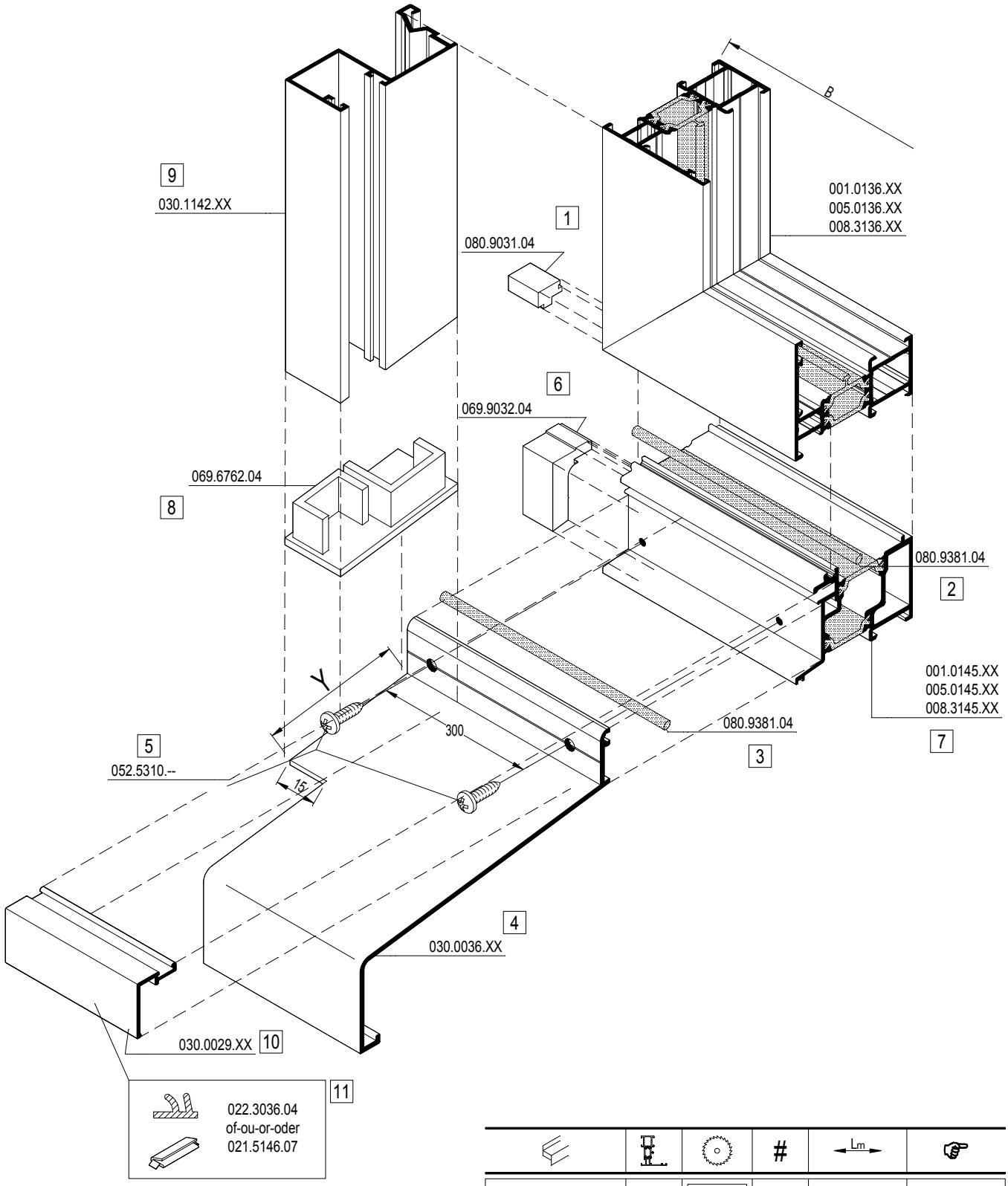

			#	Lm	
030.0036.XX			1	B	13.C. ...
030.0029.XX			2	B - 56	13.C. ...
008.3145.XX			1	B	13.C. ...

MONTAGEVOLGORDE
L 'ORDRE DE MONTAGE
THE ORDER OF ASSEMBLY
MONTAGEREIHENFOLGE
1 2 3 .

D0009160

CS 77

PLAATSING VAN ONDERDORPEL
FINITION LATERALE SEUIL
SEALING SILL/THRESHOLD
MONTAGE WETTERSCHENKEL

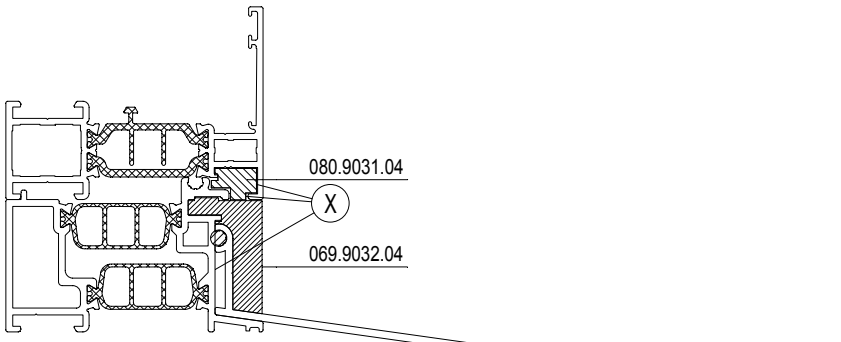

X DICHTINGSMIDDEL
MATIERE D'ETANCHEITE
SEALING AGENT
ABDICHTUNG

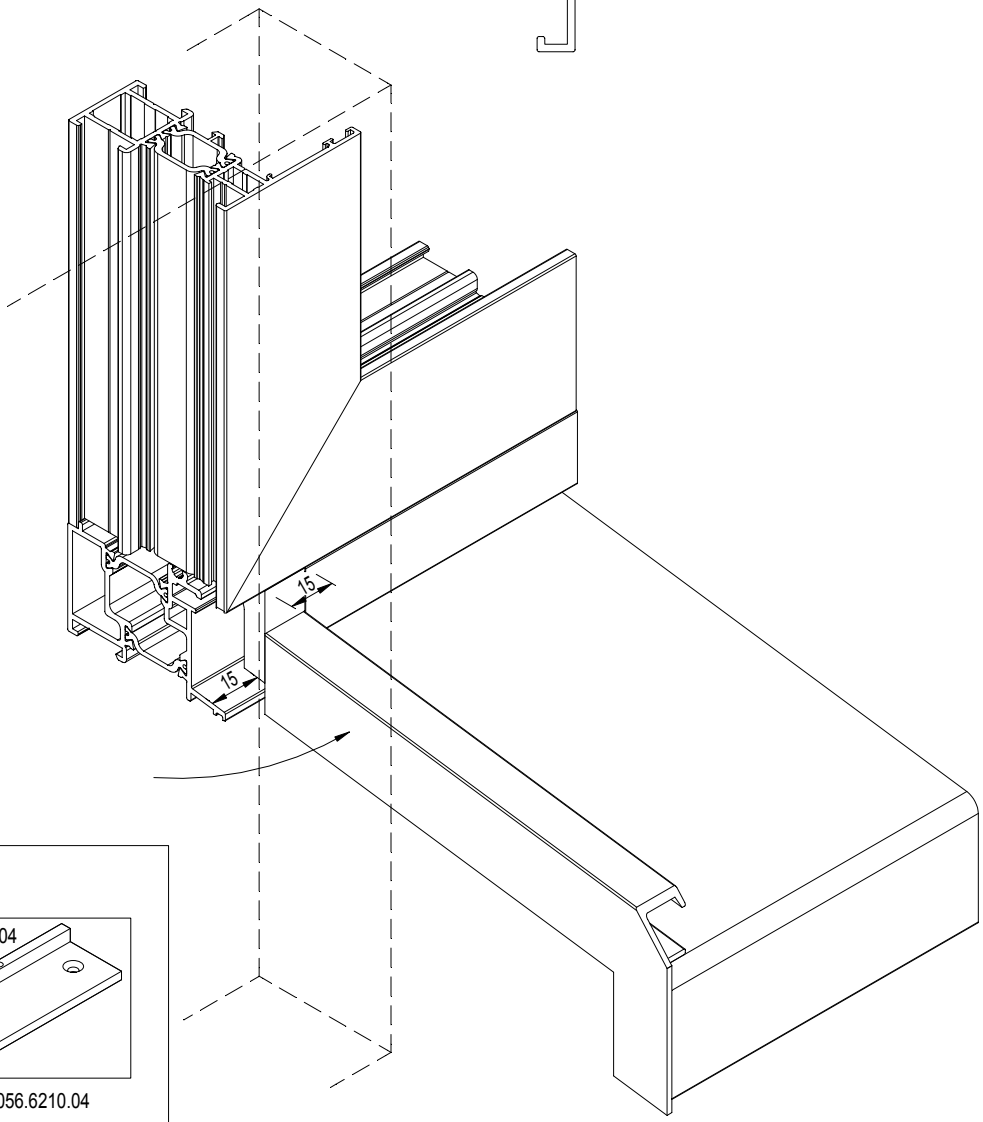

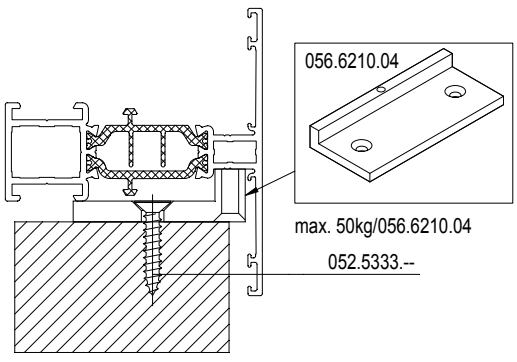

Variante: plaatsing op houten stelkader
Variante: pose sur cadre en bois
Variant: fitting on timber frame
Variante: Aufstellung auf Holzrahmen

MONTAGEVOLGORDE
L 'ORDRE DE MONTAGE
THE ORDER OF ASSEMBLY
MONTAGEREIHENFOLGE
1 2 3 .

D0009161

CS 77

PLAATSING VAN ONDERDORPEL
FINITION LATERALE SEUIL
SEALING SILL/THRESHOLD
MONTAGE WETTERSCHENKEL

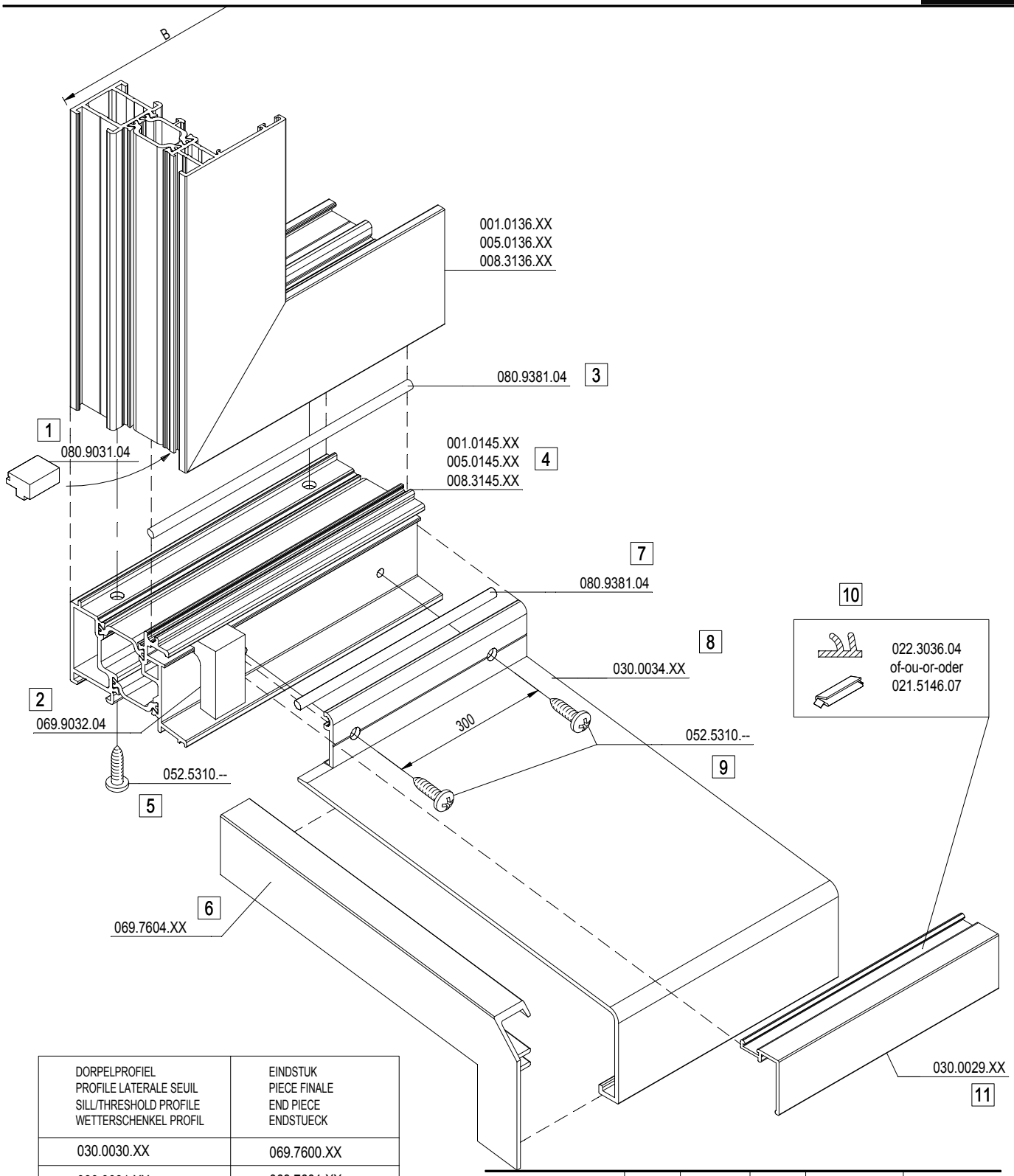

DORPELPROFIEL PROFILE LATERALE SEUIL SILL/THRESHOLD PROFILE WETTERSCHENKEL PROFIL	EINDSTUK PIECE FINALE END PIECE ENDSTUECK
030.0030.XX	069.7600.XX
030.0031.XX	069.7601.XX
030.0032.XX	069.7602.XX
030.0033.XX	069.7603.XX
030.0034.XX	069.7604.XX
030.0035.XX	069.7605.XX
030.0036.XX	069.7606.XX
030.0037.XX	069.7607.XX
030.0038.XX	069.7608.XX

			#	Lm	
030.0030.XX			1	B - 40	13.C. ...
030.0029.XX			1	B - 60	13.C. ...
008.3145.XX			1	B	13.C. ...

D0009161

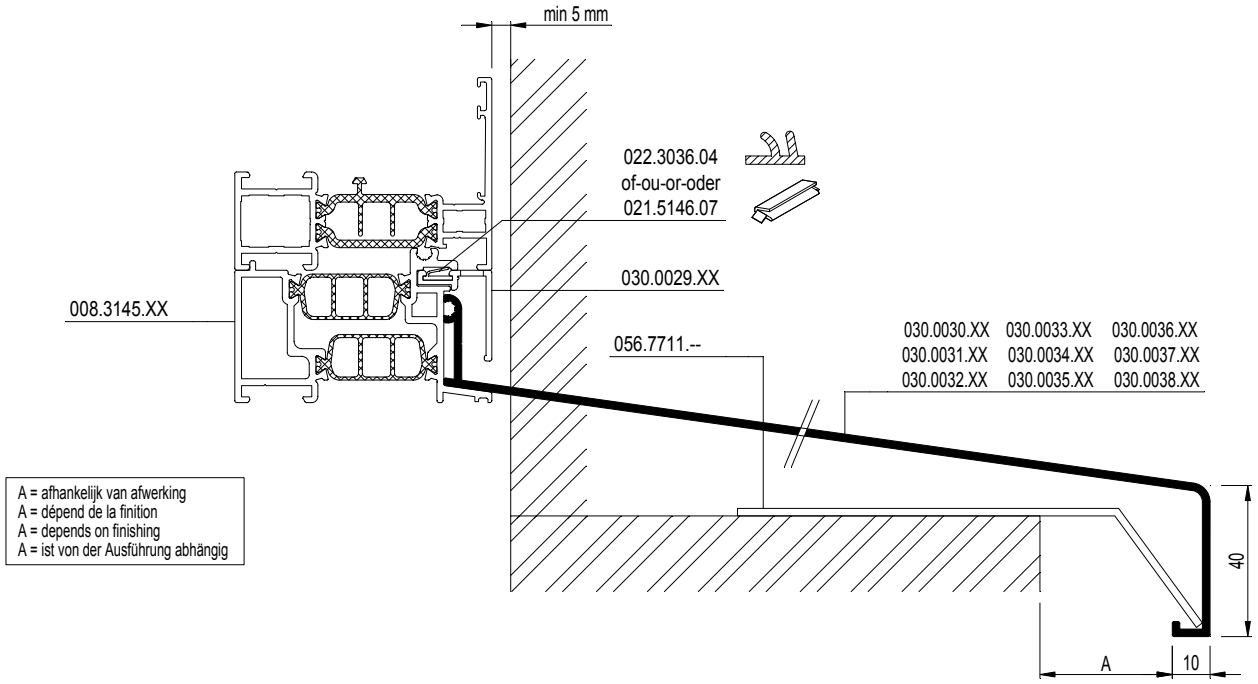
min 5 mm
022.3036.04
of-ou-or-oder
021.5146.07
030.0029.XX
008.3145.XX
056.7711.--
030.0030.XX 030.0033.XX 030.0036.XX
030.0031.XX 030.0034.XX 030.0037.XX
030.0032.XX 030.0035.XX 030.0038.XX
A = afhankelijk van afwerking
A = dépend de la finition
A = depends on finishing
A = ist von der Ausführung abhängig
40
A
10

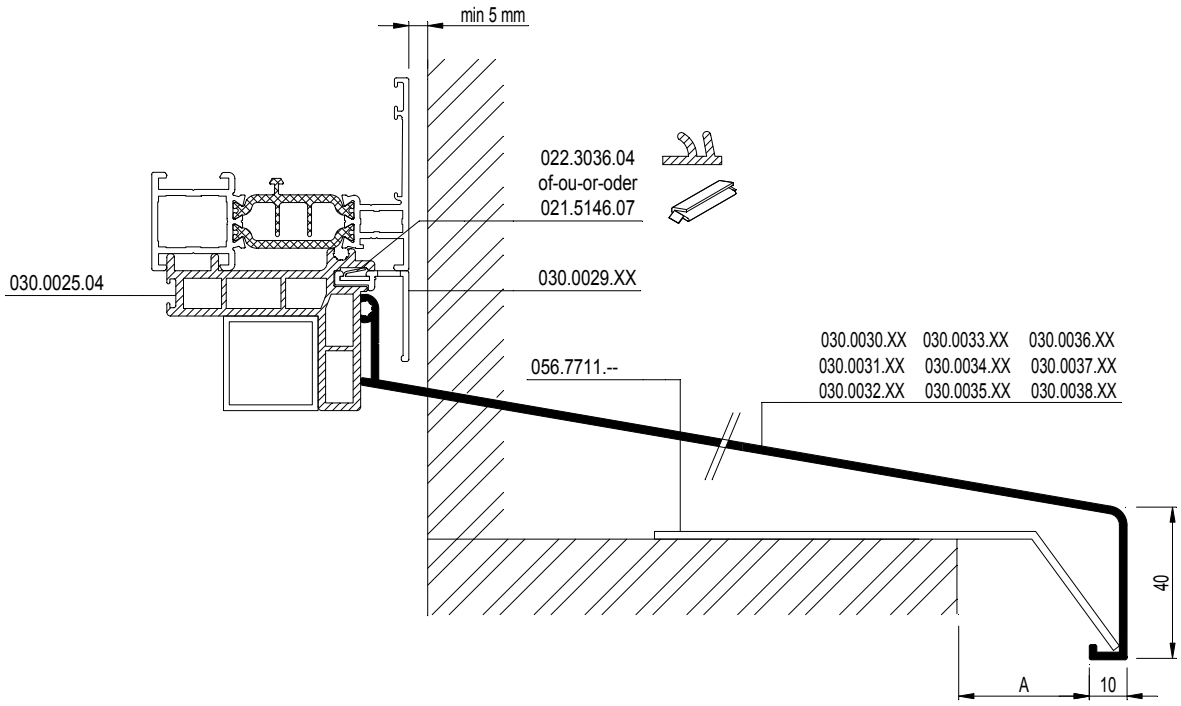
min 5 mm
022.3036.04
of-ou-or-oder
021.5146.07
030.0025.04
030.0029.XX
056.7711.--
030.0030.XX 030.0033.XX 030.0036.XX
030.0031.XX 030.0034.XX 030.0037.XX
030.0032.XX 030.0035.XX 030.0038.XX
40
A
10

D0021649

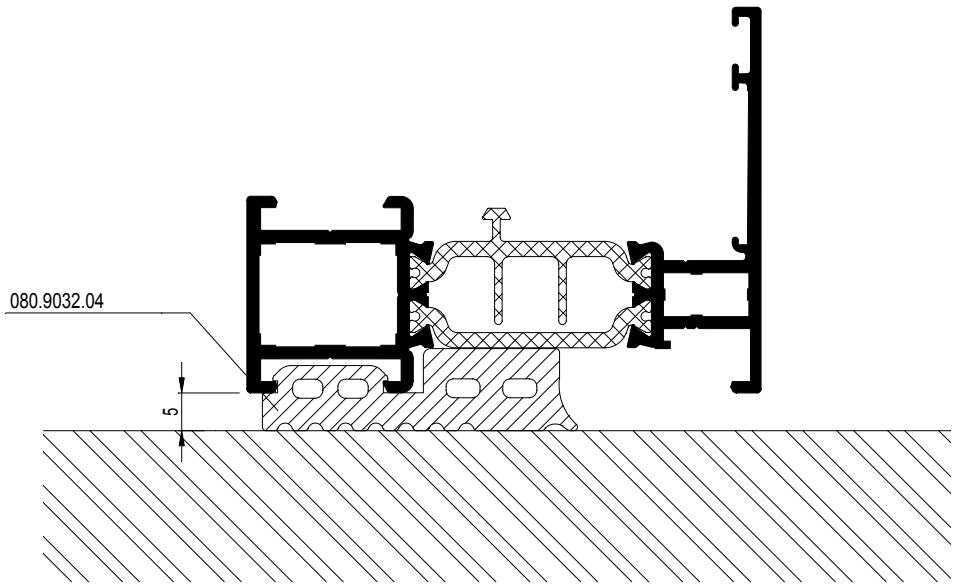

schaal - échelle
scale - Maßstab
1/1

D0021649

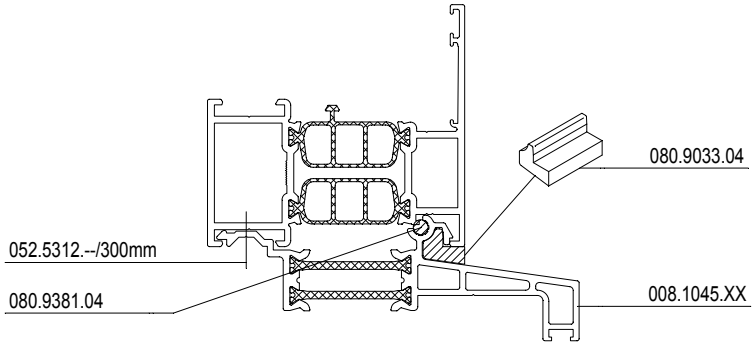
080.9033.04
052.5312.--/300mm
080.9381.04
008.1045.XX

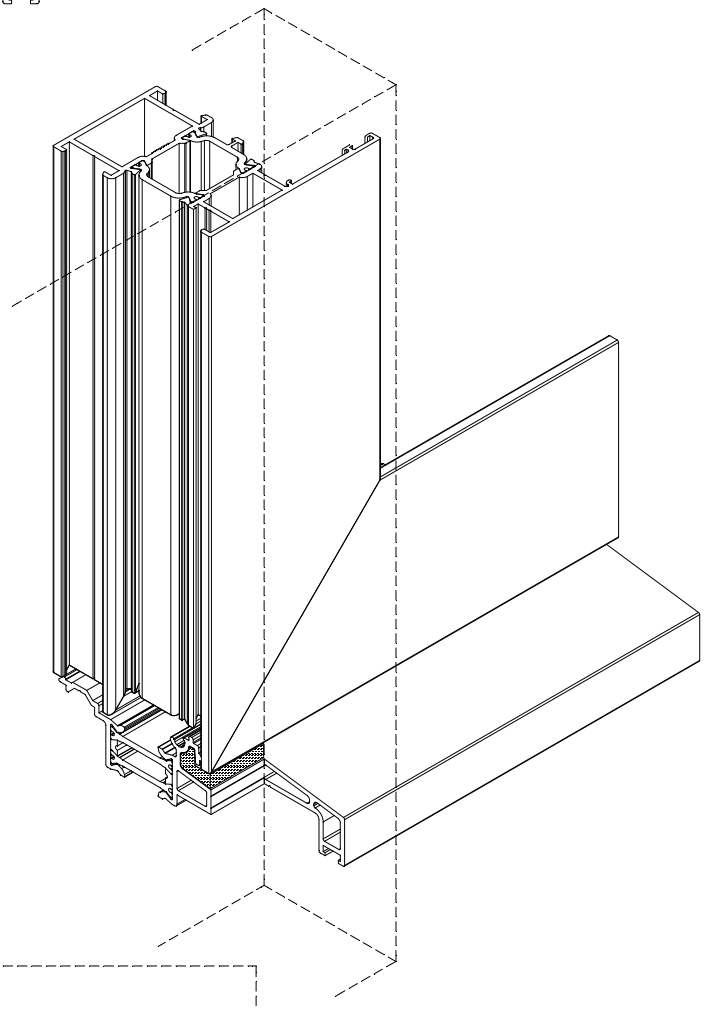

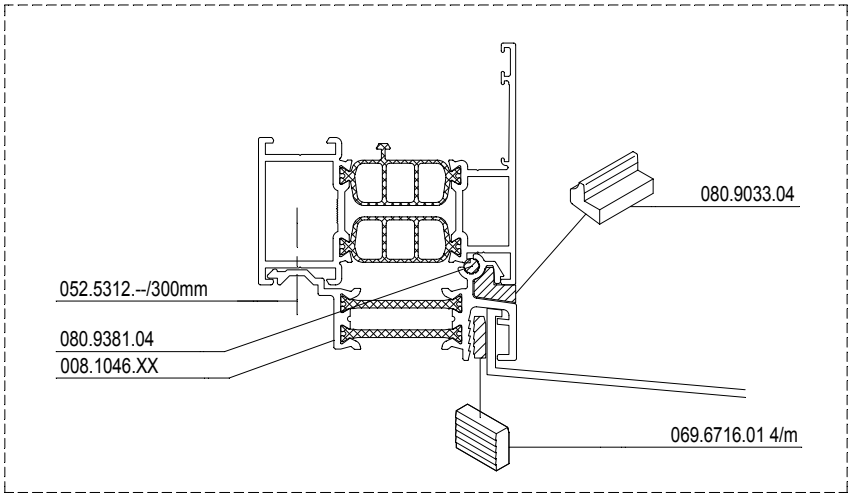
080.9033.04
052.5312.--/300mm
080.9381.04
008.1046.XX
069.6716.01 4/m

D0025431

CS 77

PLAATSING VAN ONDERDORPEL
FINITION LATERALE SEUIL
SEALING SILL/THRESHOLD
MONTAGE WETTERSCHENKEL

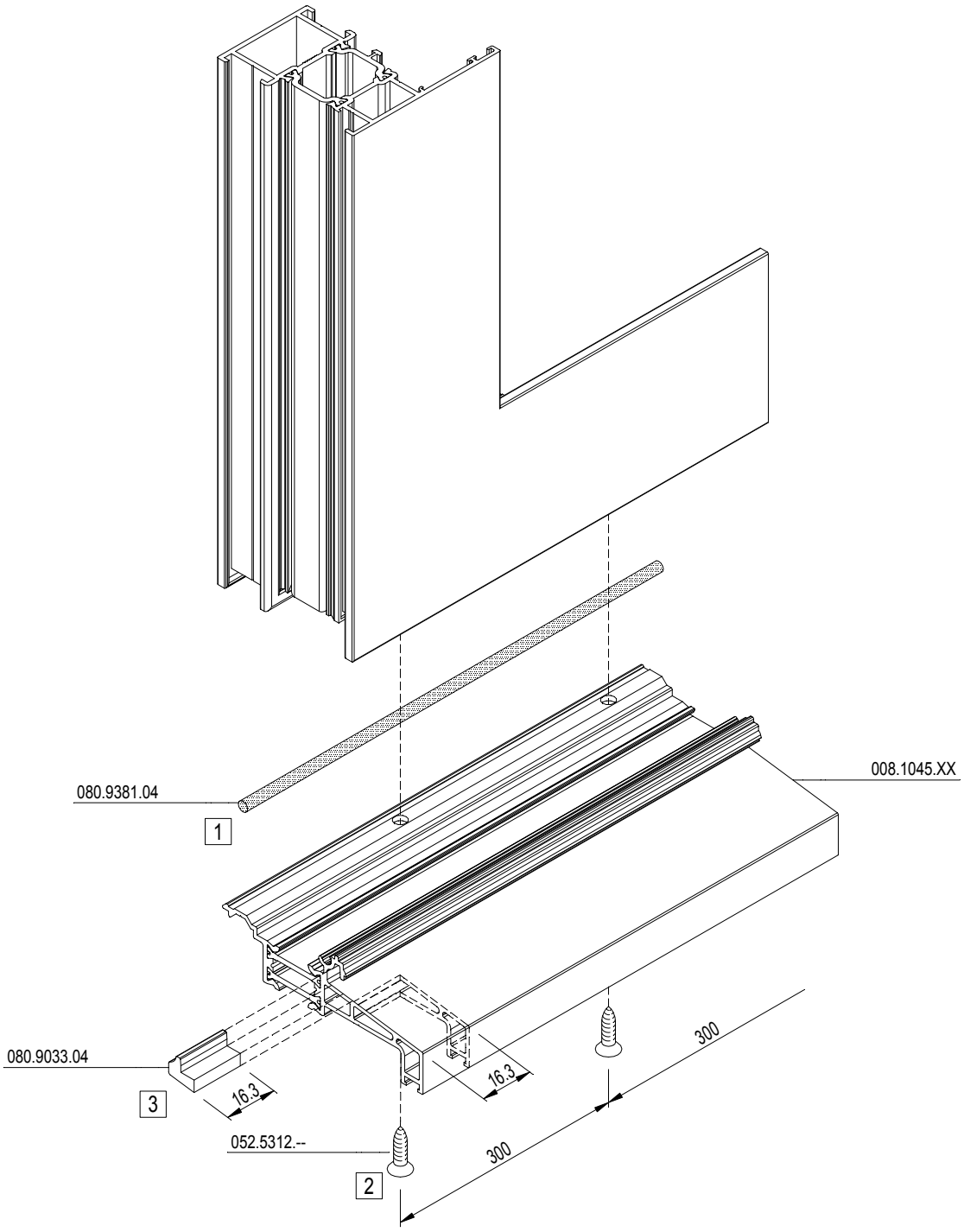

MONTAGEVOLGORDE L 'ORDRE DE MONTAGE THE ORDER OF ASSEMBLY MONTAGEREIHENFOLGE	1	2	3	.

D0025431

CS 77

OPLOOPBLOK KUNSTSTOF
PATIN MATIERE SYNTHETIQUE
SLOPED BLOCK SYNTHETIC
AUFLAUFSTUECK KUNSTSTOFF

REYNAERS aluminium

069.6732.01

OPLOOPBLOK KUNSTSTOF BINNENDRAAIEND RAAM
PATIN MAT. SYNTHETIQUE FENETRE OUVRANT VERS L'EXTERIEUR
SLOPED SYNTHETIC BLOCK INSIDE OPENING WINDOW
KUNSTSTOFF AUFLAUFSTUECK NACH INNEN OEFFNENDES FENSTER

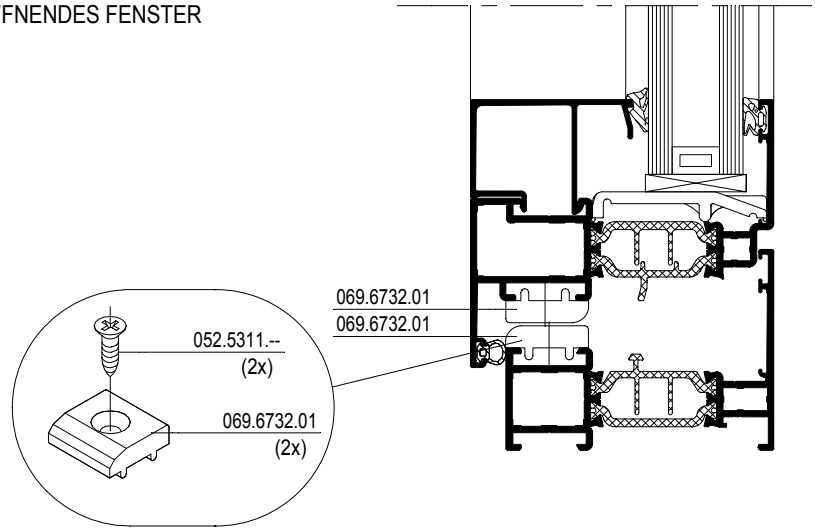

SOBINCO-SALTO: voor alle toebehoren: pour tous les accessoires: for all accessories: für jeden Zubehör:	als si if wenn	FB>1200 mm	069.6732.01
SIEGENIA : LM4200, LM4200-D, LM4200-TBT:	als si if wenn	FB>1200 mm	069.6732.01
FAPIM : voor alle toebehoren: pour tous les accessoires: for all accessories: für jeden Zubehör:	als si if wenn	FB>1200 mm	069.6732.01

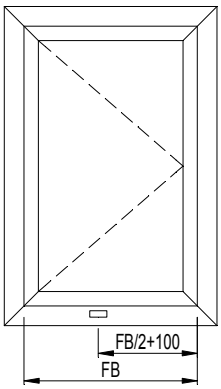

D0079769

CS 77

OPLOOPBLOK KUNSTSTOF
PATIN MATIERE SYNTHETIQUE
SLOPED BLOCK SYNTHETIC
AUFLAUFSTUECK KUNSTSTOFF

REYNAERS aluminium

069.6744.01

SOBINCO: voor alle toebehoren: pour tous les accessoires: for all accessories: für jeden Zubehör:	069.6744.01

OPLOOPBLOK KUNSTSTOF BUITENDRAAIEND RAAM
PATIN MAT. SYNTHETIQUE FENETRE OUVRANT VERS L'EXTERIEUR
SLOPED SYNTHETIC BLOCK OUTSIDE OPENING WINDOW
KUNSTSTOFF AUFLAUFSTUECK NACH AUSSEN OEFFNENDES FENSTER

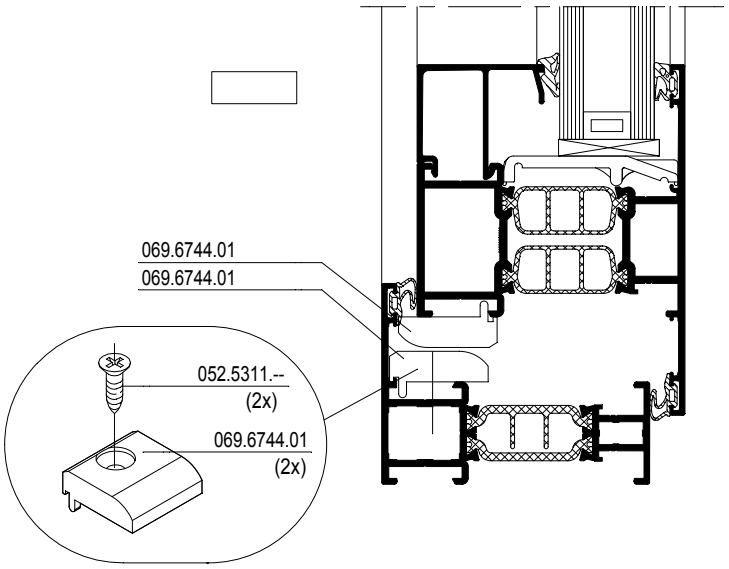

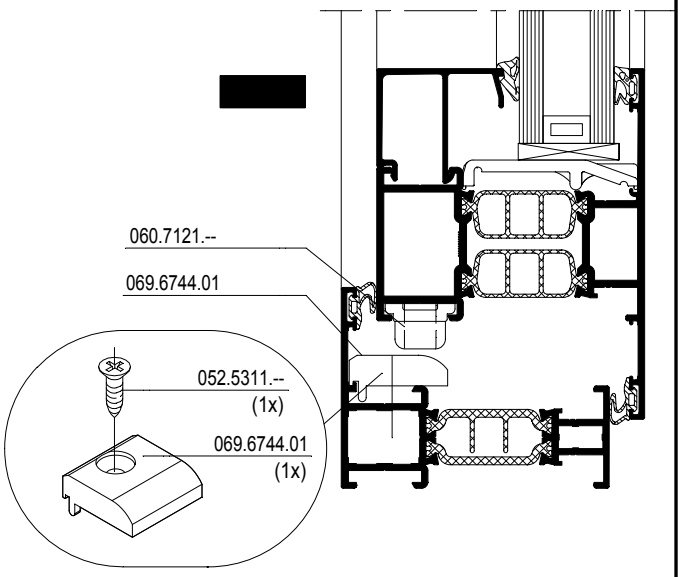

ZONDER HOEKOVERBRENGING 060.7121.--
SANS RENVOIE D' ANGLE 060.7121.--
WITHOUT CORNER TRANSMISSION 060.7121.--
OHNE ECKUMLENKUNG 060.7121.--

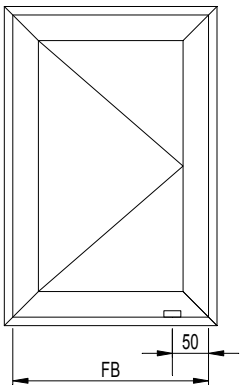

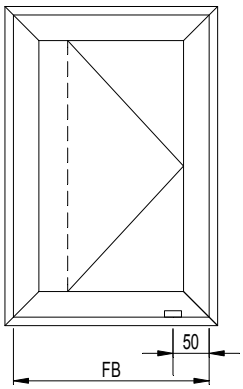

BIJ GEBRUIK VAN HOEKOVERBRENGING 060.7121.--
EN CAS D'EMPLOI D'UN RENVOIE D'ANGLE 060.7121.--
WHEN USING CORNER TRANSMISSION 060.7121.--
BEI ANWENDUNG EINER ECKUMLENKUNG 060.7121.--

FB<1200 mm

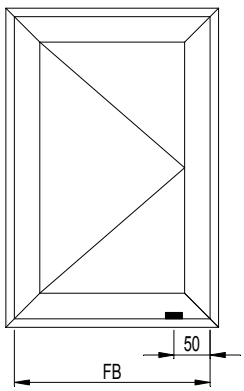

FB>1200 mm

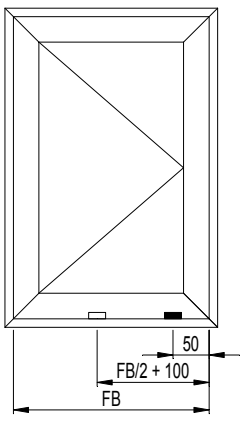

D0079769

CS 77

UITFREZING DEURKRUK RAAMDEUR SOBINCO
FRAISAGE BEQUILLE PORTE-FENETRE SOBINCO
MILLING DOOR HANDLE WINDOW-DOOR SOBINCO
AUSFRAESUNG TUERDRUECKER FENSTERTUER SOBINCO

REYNAERS aluminium

A - A

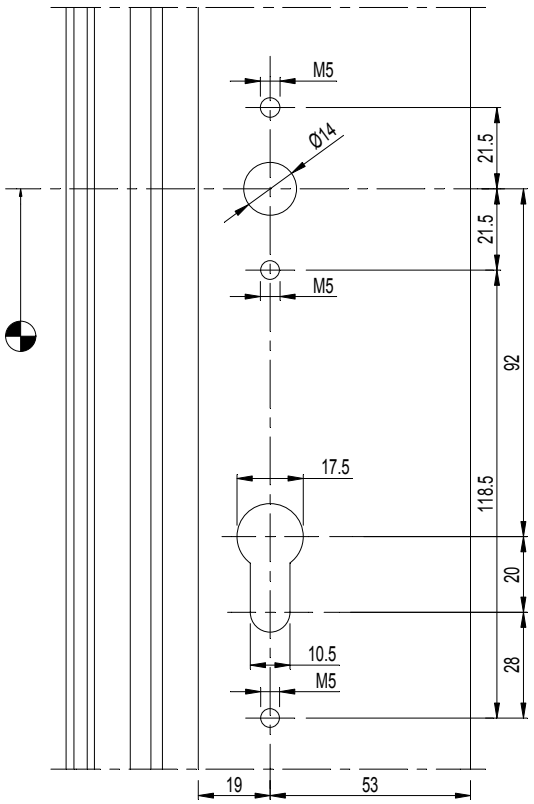

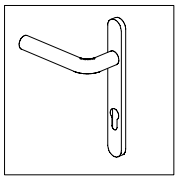

DEURKRUK BEQUILLE DOOR HANDLE TUERDRUECKER
061.7121.XX 061.7122.XX 061.7123.XX 061.7221.XX 061.7222.XX 061.7223.XX 061.7224.XX *
FBmin = 900mm
* FBmin = 1350mm

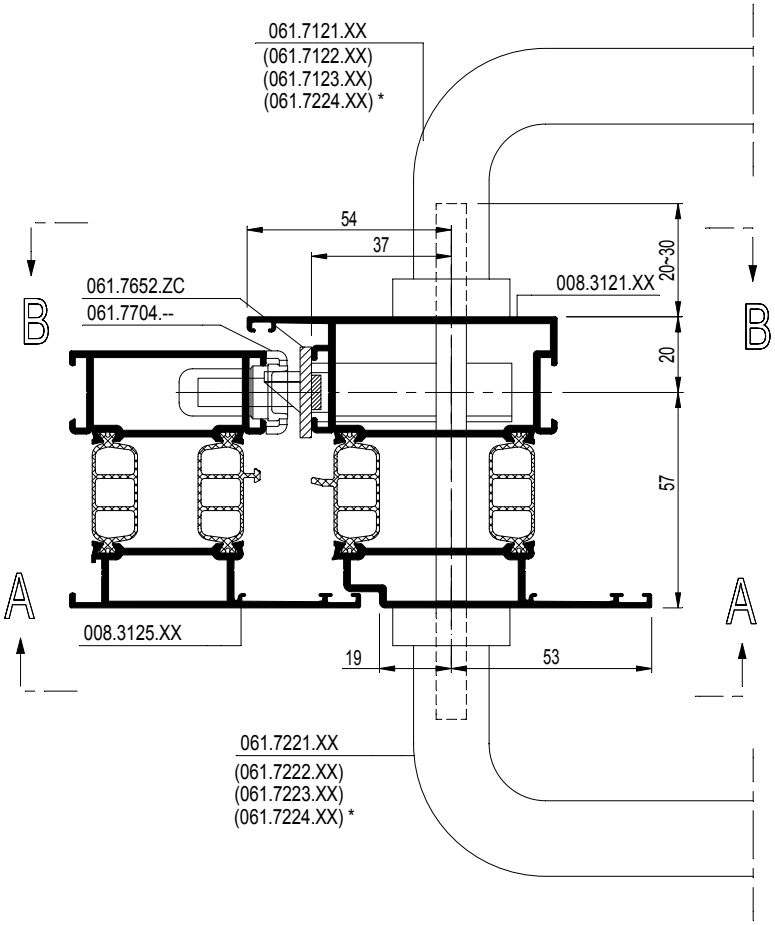

B - B

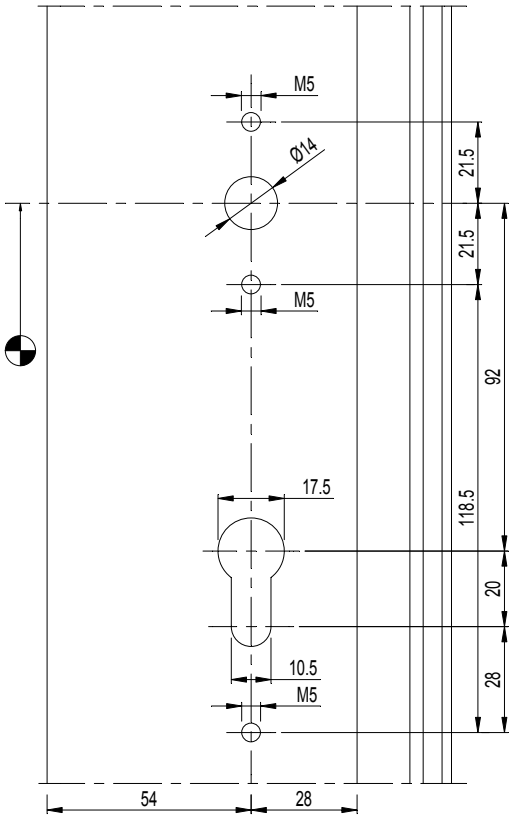

D0078817

CS 77

UITFREZING DEURKRUK RAAMDEUR SOBINCO
FRAISAGE BEQUILLE PORTE-FENETRE SOBINCO
MILLING DOOR HANDLE WINDOW-DOOR SOBINCO
AUSFRAESUNG TUERDRUECKER FENSTERTUER SOBINCO

REYNAERS aluminium

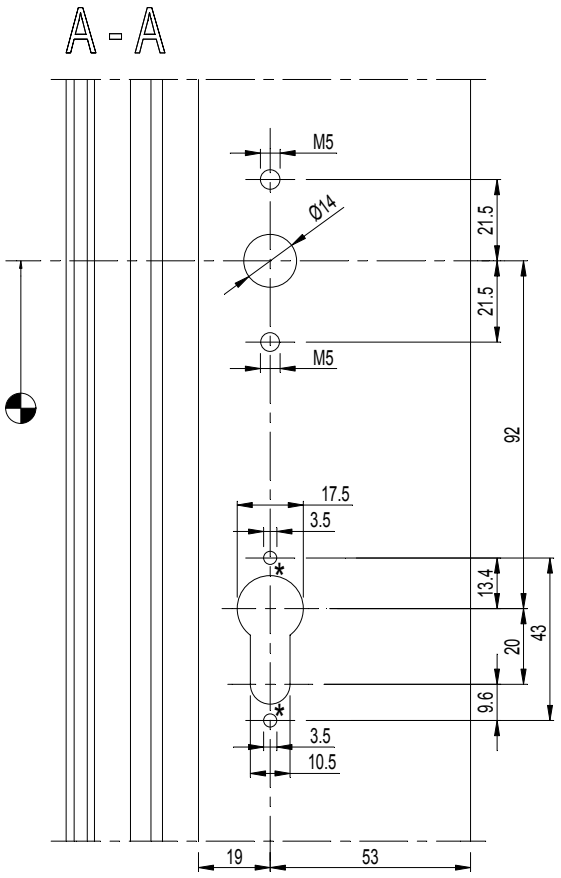

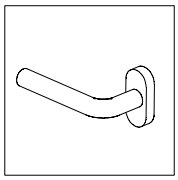

DEURKRUK BEQUILLE DOOR HANDLE TUERDRUECKER	
061.7118.XX 061.7119.XX 061.7120.XX 061.7218.XX 061.7219.XX 061.7220.XX	* 2 x gat M3.5 * 2 x forage M3.5 * 2 x hole M3.5 * 2 x Bohrung M3.5 als 061.6968.XX si 061.6968.XX if 061.6968.XX wenn 061.6968.XX
FBmin = 900mm	

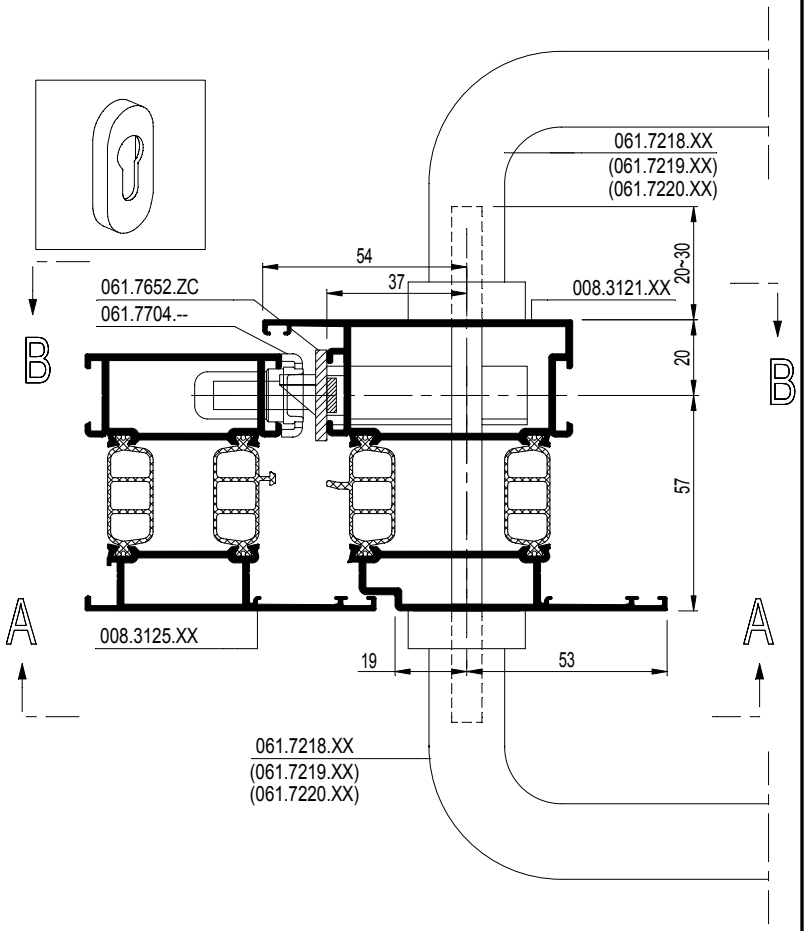

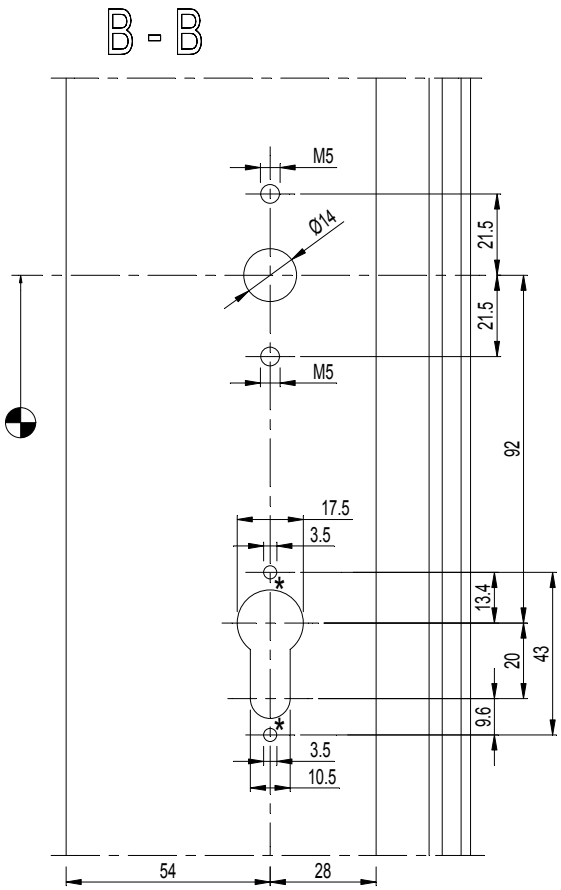

D0078817

CS 77

UITFREZING DEURKRUK RAAMDEUR SOBINCO
FRAISAGE BEQUILLE PORTE-FENETRE SOBINCO
MILLING DOOR HANDLE WINDOW-DOOR SOBINCO
AUSFRAESUNG TUERDRUECKER FENSTERTUER SOBINCO

REYNAERS aluminium

A - A

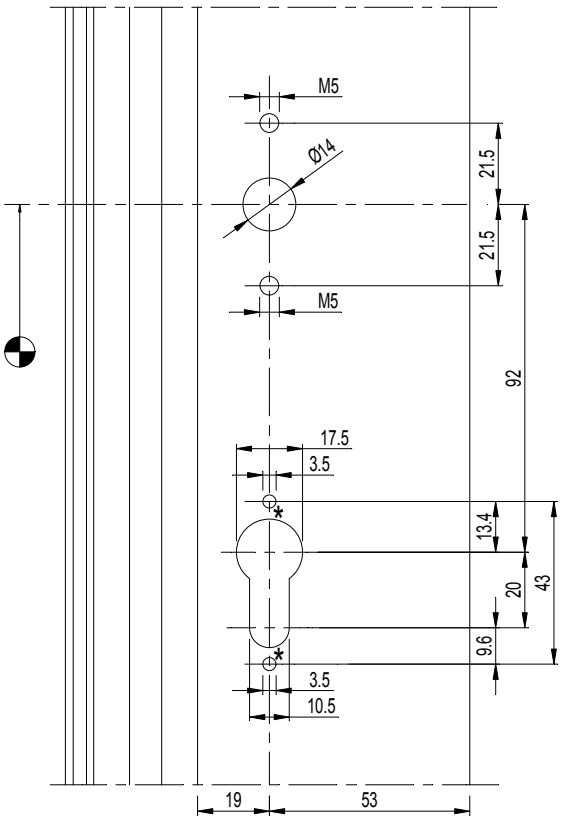

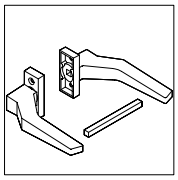

DEURKRUK BEQUILLE DOOR HANDLE TUERDRUECKER	
061.7230.XX 061.7231.XX 061.7240.XX 061.7242.XX 061.7250.XX	* 2 x gat M5 * 2 x forage M5 * 2 x hole M5 * 2 x Bohrung M5 als 061.6968.XX si 061.6968.XX if 061.6968.XX wenn 061.6968.XX
FBmin = 900mm	

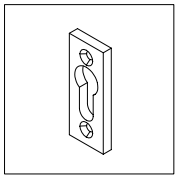

B - B

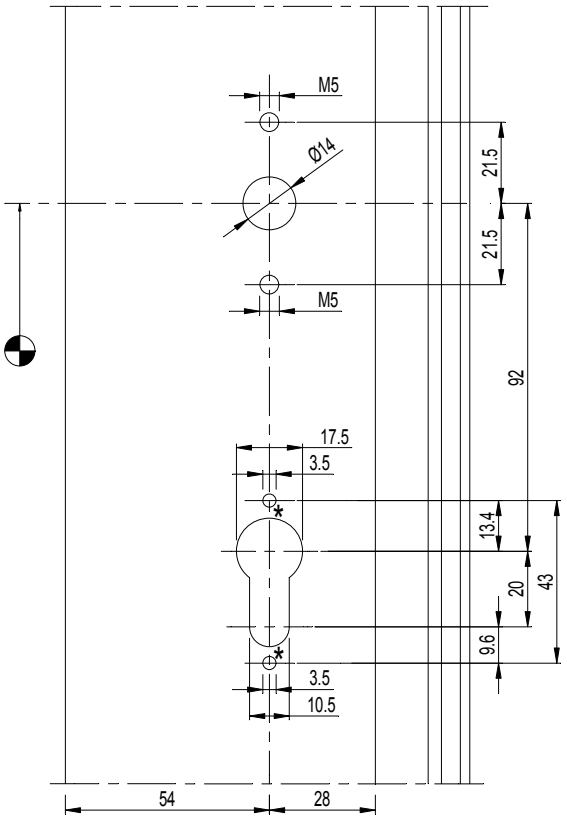

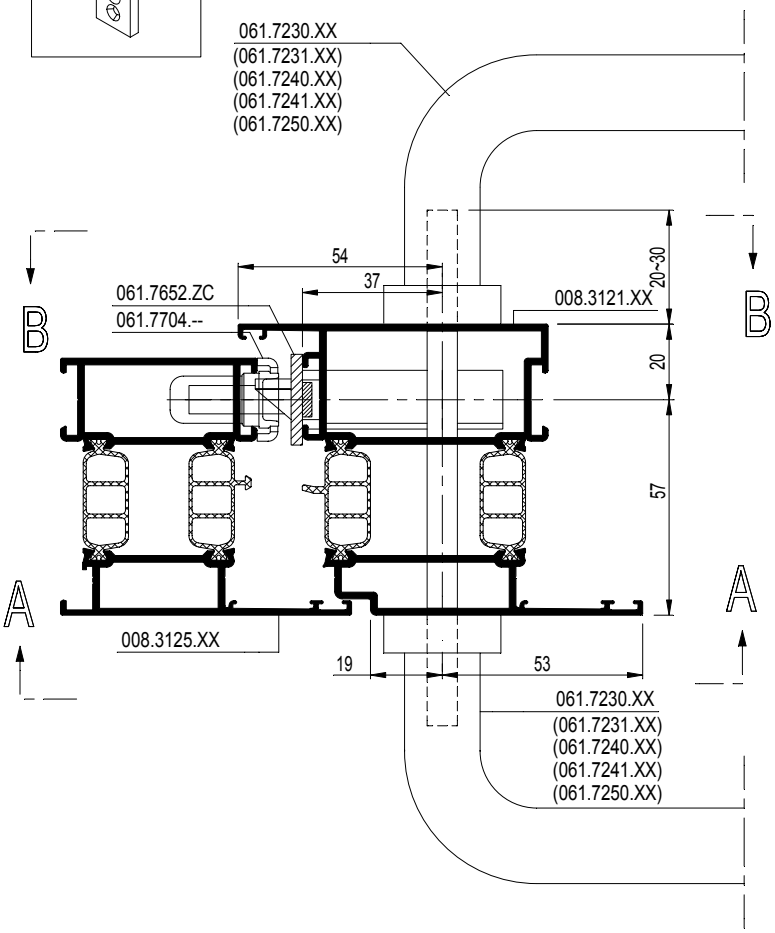

D0078825

CS 77

UITFREZING DEURKRUK RAAMDEUR SOBINCO
FRAISAGE BEQUILLE PORTE-FENETRE SOBINCO
MILLING DOOR HANDLE WINDOW-DOOR SOBINCO
AUSFRAESUNG TUERDRUECKER FENSTERTUER SOBINCO

REYNAERS aluminium

A - A

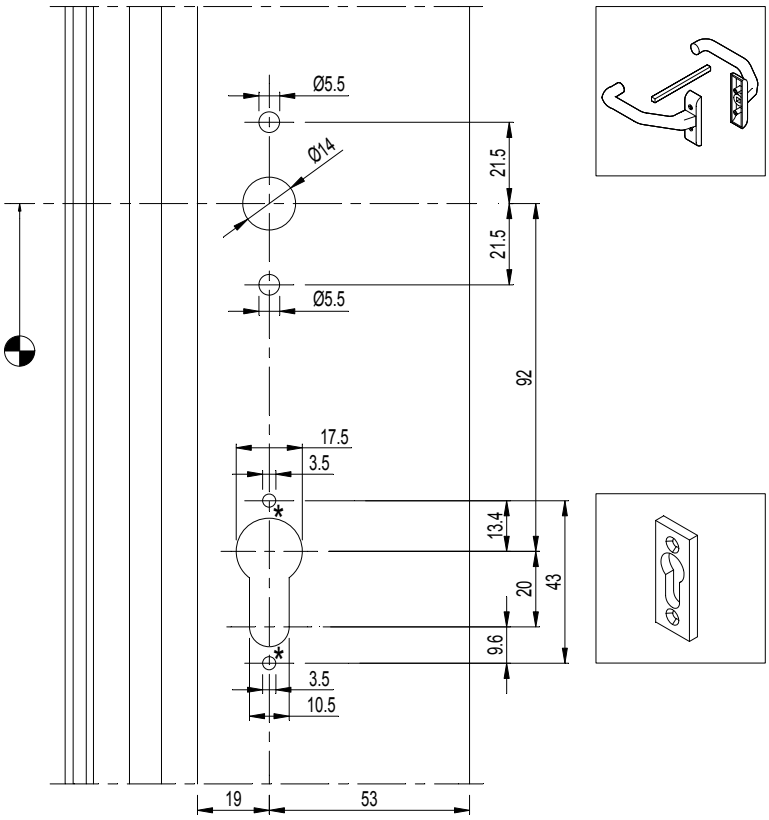

DEURKRUK BEQUILLE DOOR HANDLE TUERDRUECKER	
061.7232.XX 061.7233.XX 061.7234.XX	* 2 x gat M5.5 * 2 x forage M5.5 * 2 x hole M5.5 * 2 x Bohrung M5.5 als 061.6968.XX si 061.6968.XX if 061.6968.XX wenn 061.6968.XX
FBmin = 900mm	

B - B

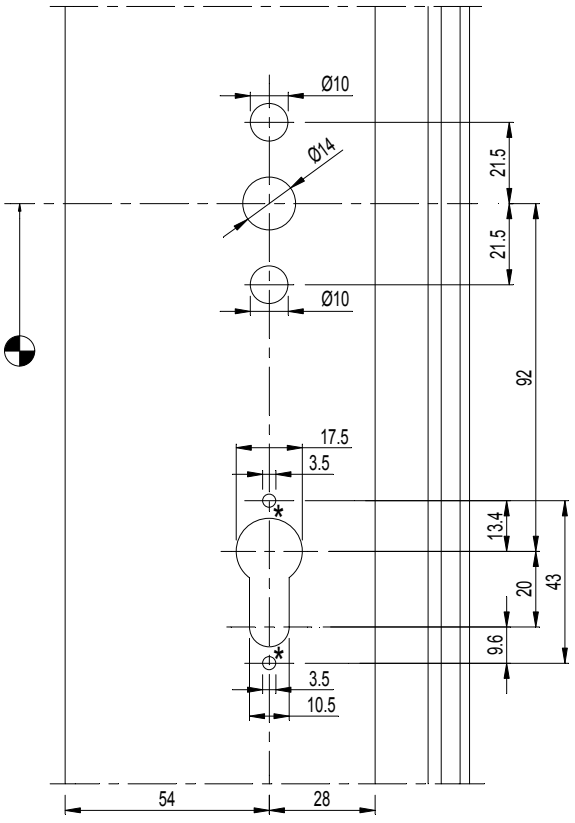

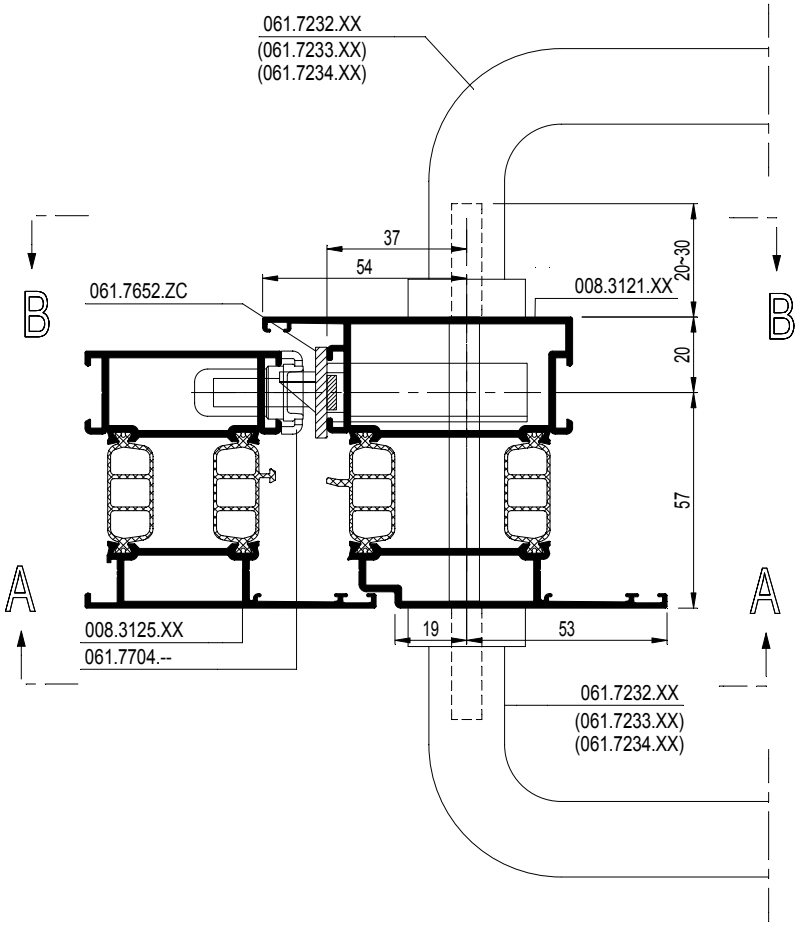

D0078825

CS 77

UITFREZING DEURKRUK RAAMDEUR SOBINCO
FRAISAGE BEQUILLE PORTE-FENETRE SOBINCO
MILLING DOOR HANDLE WINDOW-DOOR SOBINCO
AUSFRAESUNG TUERDRUECKER FENSTERTUER SOBINCO

REYNAERS aluminium

A - A

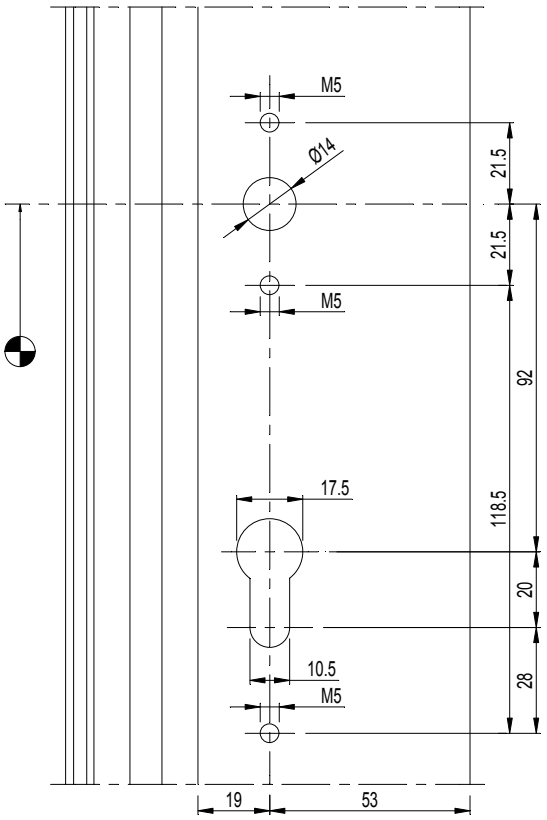

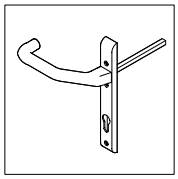

DEURKRUK
BEQUILLE
DOOR HANDLE
TUERDRUECKER

061.7238.XX
069.6108.XX

FBmin = 900mm

B - B

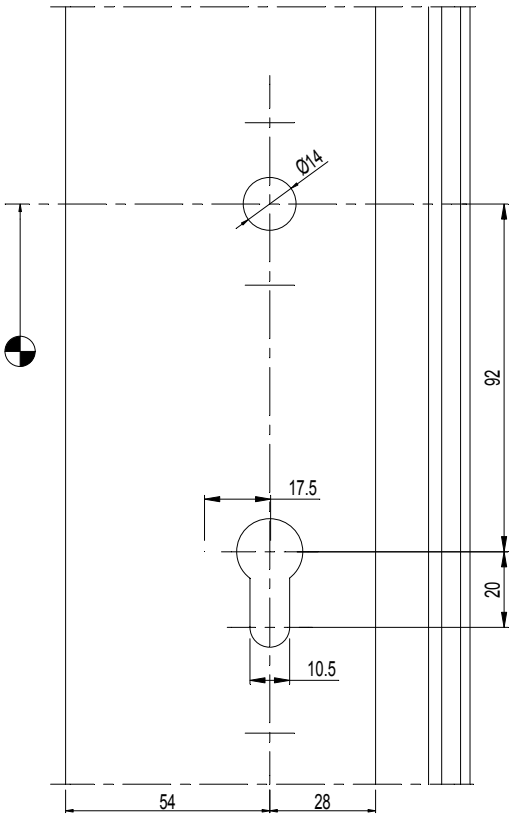

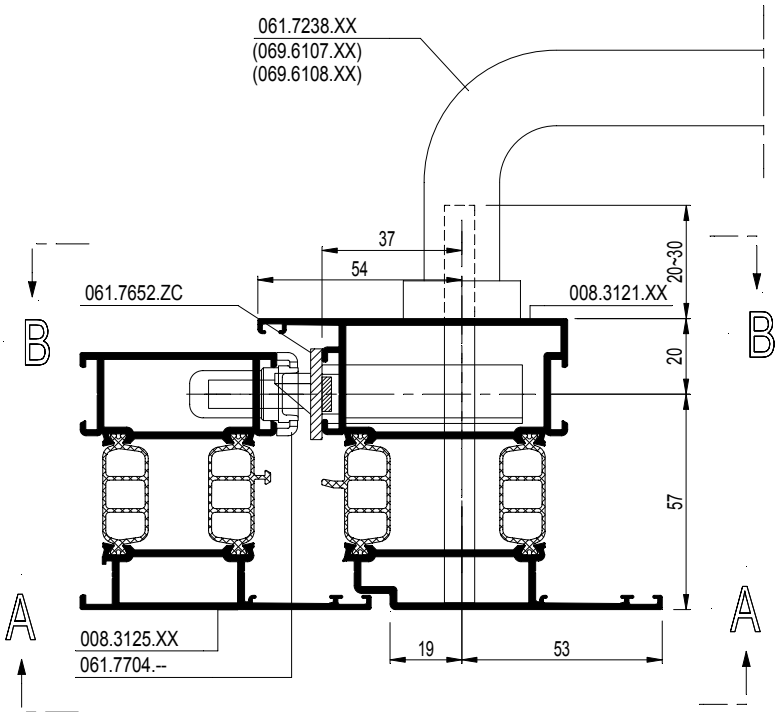

D0078832

A - A

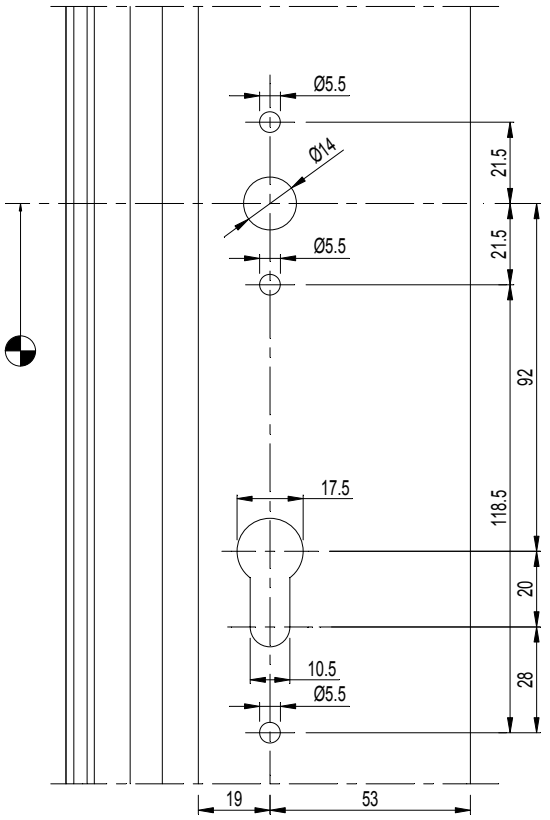

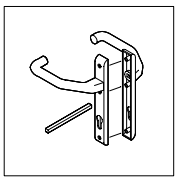

DEURKRUK
BEQUILLE
DOOR HANDLE
TUERDRUECKER

061.7236.XX
061.7237.XX
061.7239.XX

FBmin = 900mm

B - B

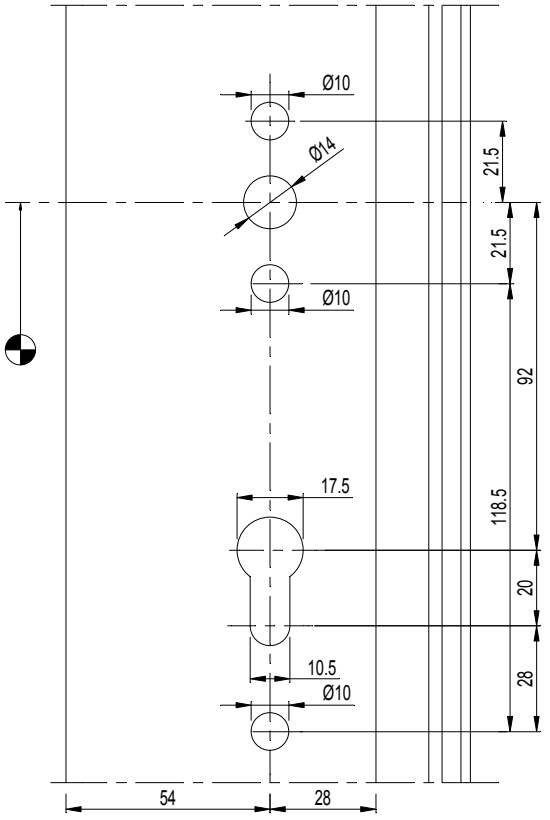

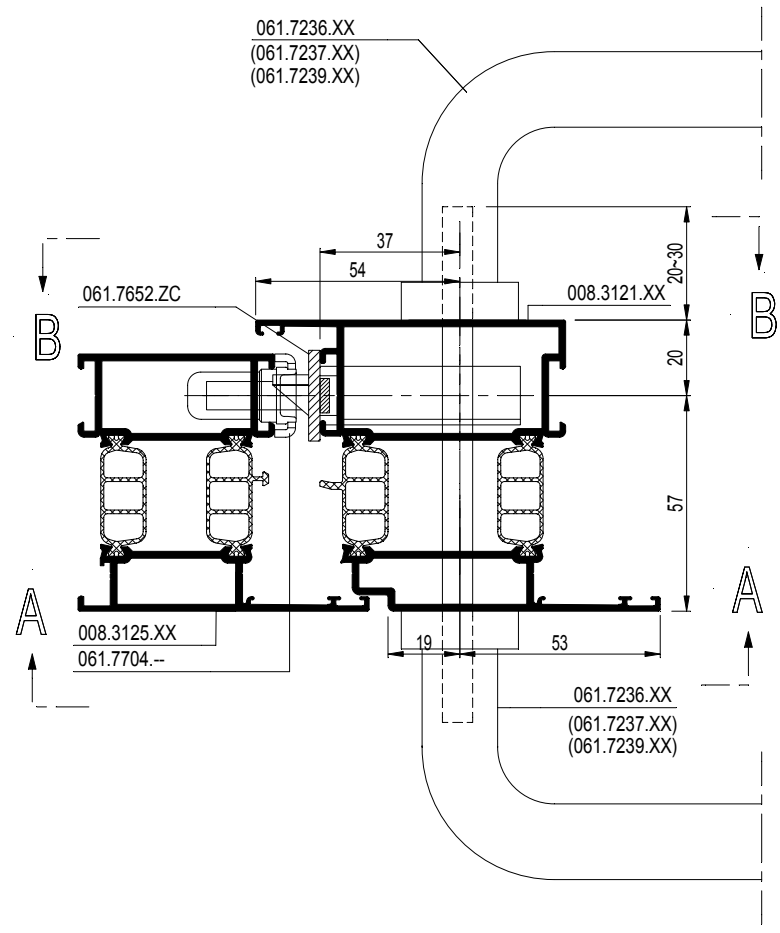

D0078832

CS 77

UITFREZING DEURTREKKER RAAMDEUR SOBINCO
FRAISAGE POIGNEE DE TIRAGE PORTE-FENETRE SOBINCO
MILLING PULL HANDLE WINDOW-DOOR SOBINCO
AUSFRAESUNG STOSSGRIFF FENSTERTUER SOBINCO

REYNAERS aluminium

A - A

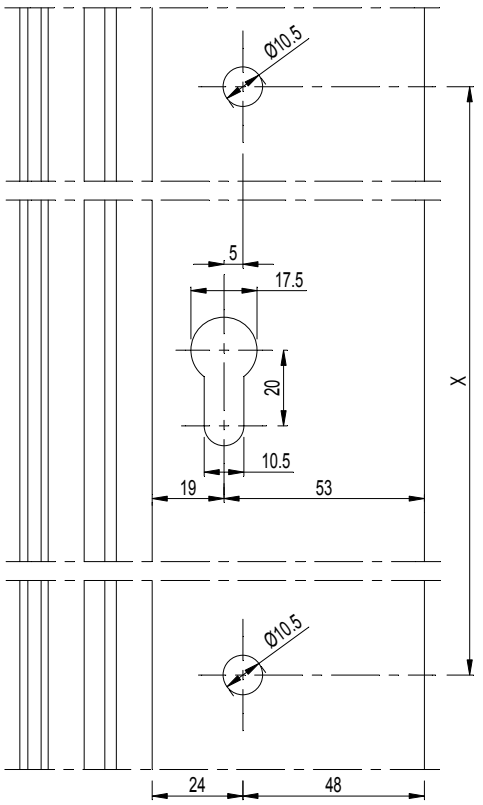

B - B

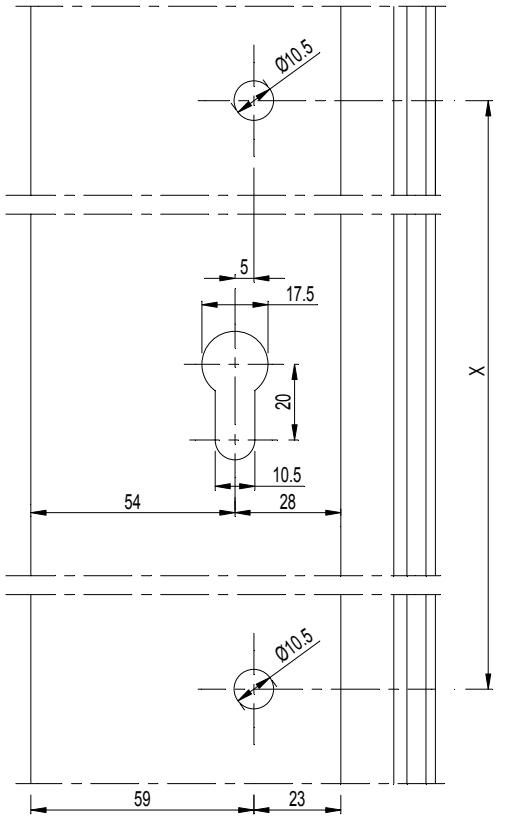

DEURTREKKER (dubbele bevestiging) POIGNEE DE TIRAGE (fixation double) PULL HANDLE (Double fixations) STOSSGRIFF (Doppelbefestigung)	
	X
061.7501.--	300mm
061.7503.--	500mm
061.7505.--	300mm
061.7507.--	650mm
061.7509.--	300mm
061.7511.--	500mm
061.7513.--	300mm
061.7515.--	650mm
061.7517.--	300mm
061.7519.--	400mm
FBmin = 900mm	

* CAUTION: USE ONLY ON T-PROFILE !

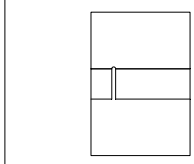

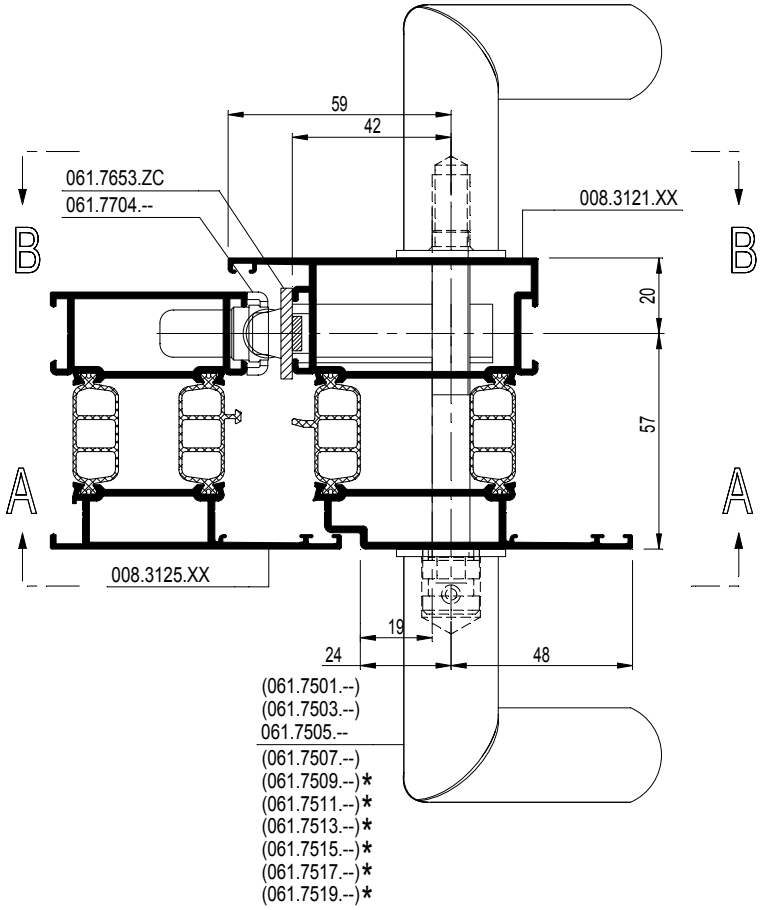

D0078820

CS 77

UITFREZING DEURTREKKER RAAMDEUR SOBINCO
FRAISAGE POIGNEE DE TIRAGE PORTE-FENETRE SOBINCO
MILLING PULL HANDLE WINDOW-DOOR SOBINCO
AUSFRAESUNG STOSSGRIFF FENSTERTUER SOBINCO

REYNAERS aluminium

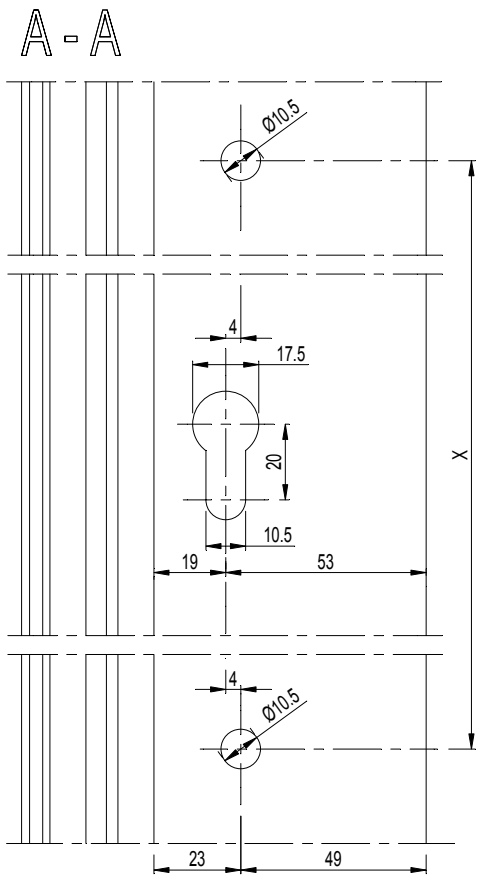

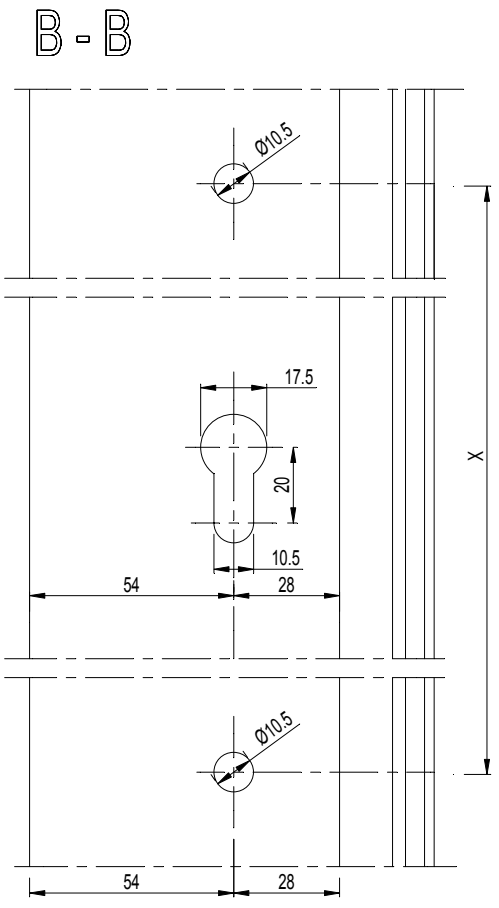

DEURTREKKER (enkele bevestiging) POIGNEE DE TIRAGE (fixation simple) PULL HANDLE (single fixation) STOSSGRIFF (Einzelbefestigung)	
	X
061.7500.--	300mm
061.7502.--	500mm
061.7504.--	300mm
061.7506.--	650mm
061.7508.--	300mm
061.7510.--	500mm
061.7512.--	300mm
061.7514.--	650mm
061.7516.--	300mm
061.7518.--	400mm
FBmin = 900mm	

* CAUTION: USE ONLY ON T-PROFILE !

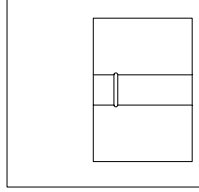

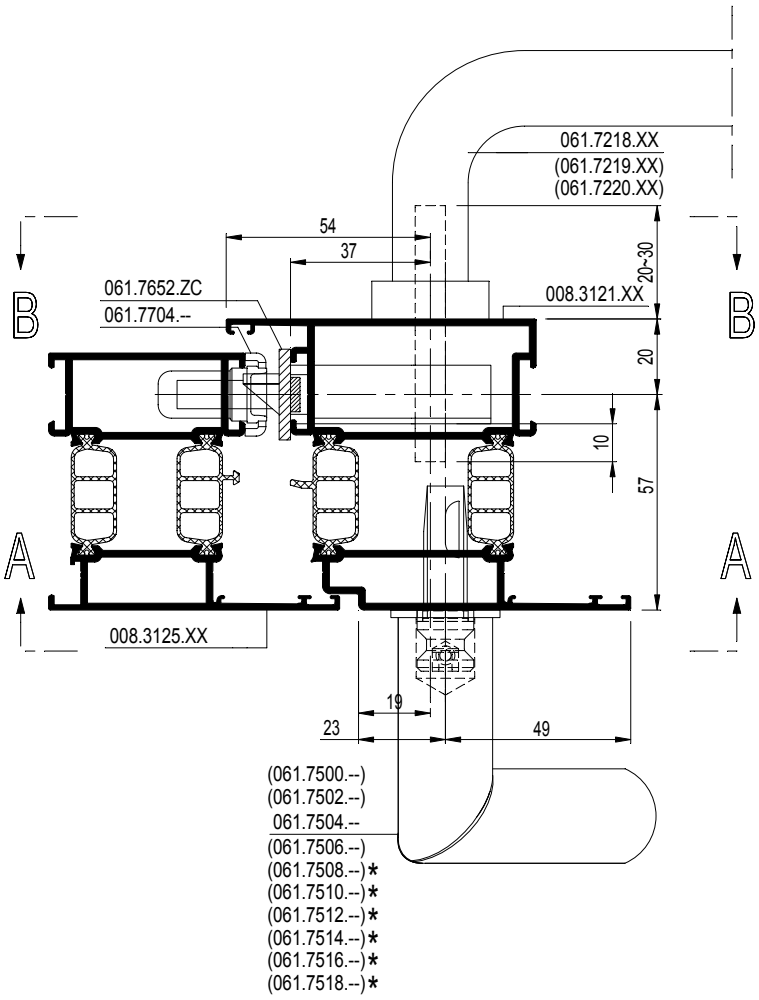

D0078820

CS 77

UITFREZING DEURKRUK RAAMDEUR SOBINCO
FRAISAGE BEQUILLE PORTE-FENETRE SOBINCO
MILLING DOOR HANDLE WINDOW-DOOR SOBINCO
AUSFRAESUNG TUERDRUECKER FENSTERTUER SOBINCO

REYNAERS aluminium

D0078828

CS 77

UITFREZING DEURKRUK RAAMDEUR SOBINCO
FRAISAGE BEQUILLE PORTE-FENETRE SOBINCO
MILLING DOOR HANDLE WINDOW-DOOR SOBINCO
AUSFRAESUNG TUERDRUECKER FENSTERTUER SOBINCO

REYNAERS aluminium

A - A

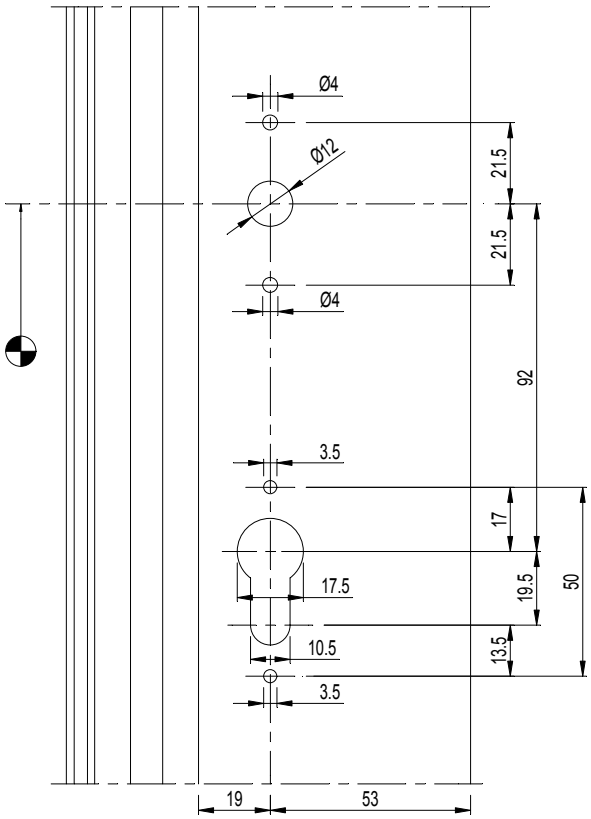

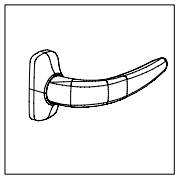

DEURKRUK BEQUILLE DOOR HANDLE TUERDRUECKER
061.7229.XX
FBmin = 900mm

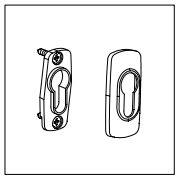

B - B

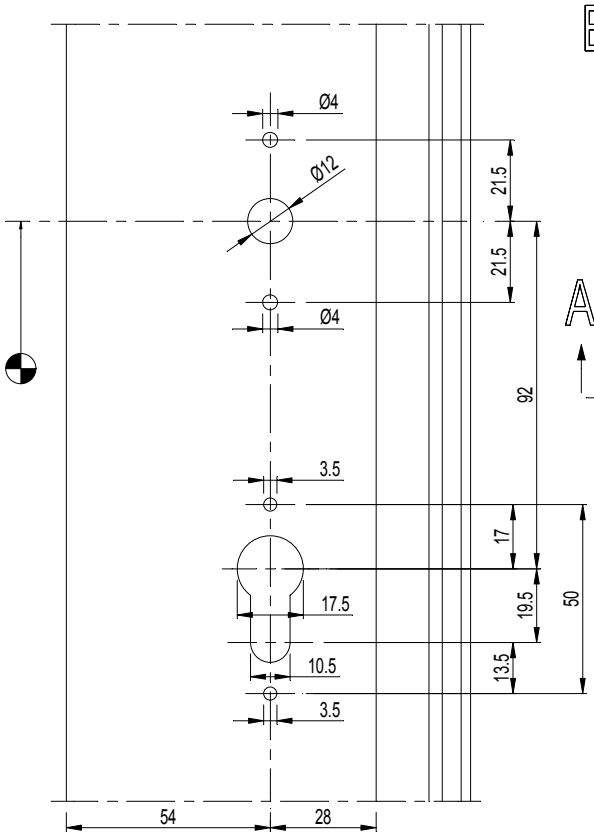

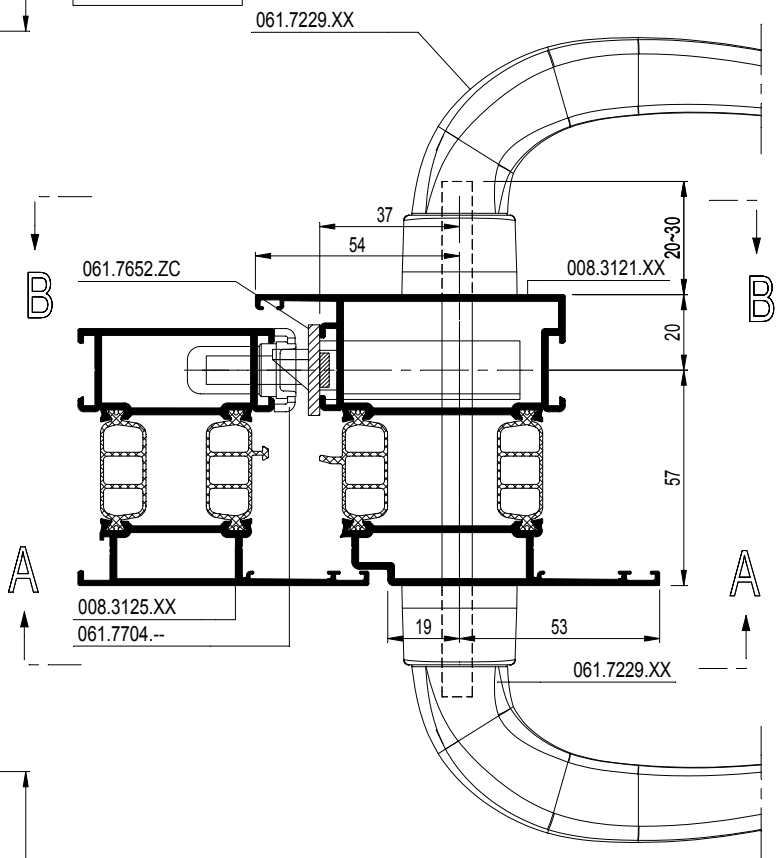

D0078828

CS 77

UITFREZING DEURKRUK RAAMDEUR WILKA
FRAISAGE BEQUILLE PORTE-FENETRE WILKA
MILLING DOOR HANDLE WINDOW-DOOR WILKA
AUSFRAESUNG TUERDRUECKER FENSTERTUER WILKA

REYNAERS aluminium

A - A

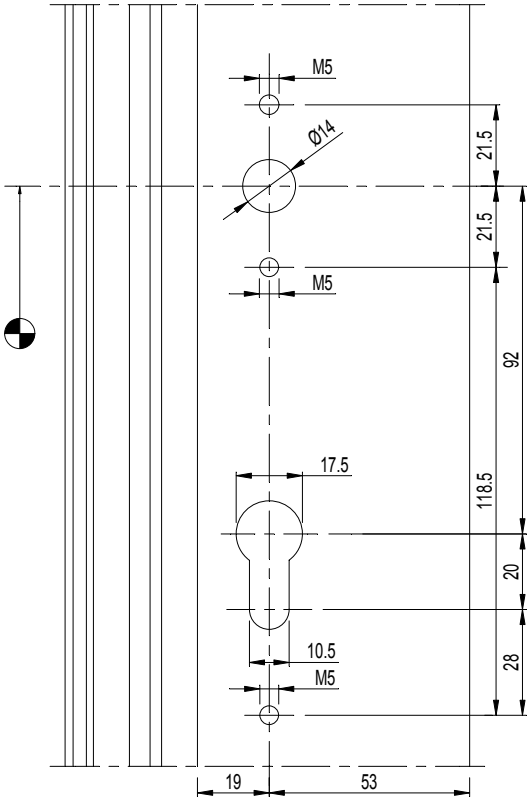

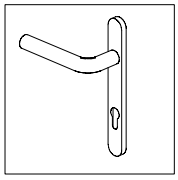

DEURKRUK BEQUILLE DOOR HANDLE TUERDRUECKER
061.7121.XX 061.7122.XX 061.7123.XX 061.7221.XX 061.7222.XX 061.7223.XX 061.7224.XX *
FBmin = 900mm
* FBmin = 1350mm

B - B

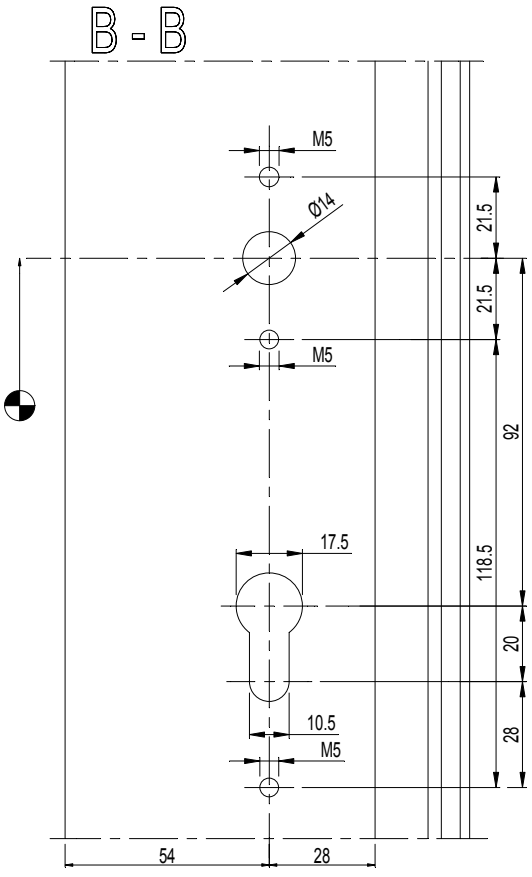

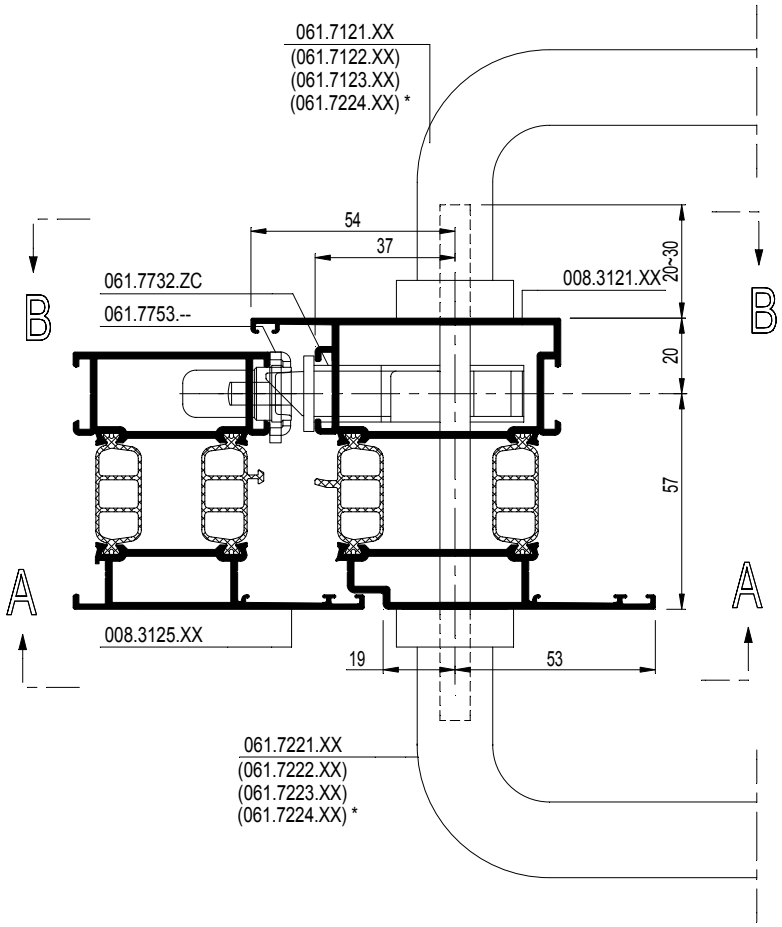

D0078818

CS 77

UITFREZING DEURKRUK RAAMDEUR WILKA
FRAISAGE BEQUILLE PORTE-FENETRE WILKA
MILLING DOOR HANDLE WINDOW-DOOR WILKA
AUSFRAESUNG TUERDRUECKER FENSTERTUER WILKA

REYNAERS aluminium

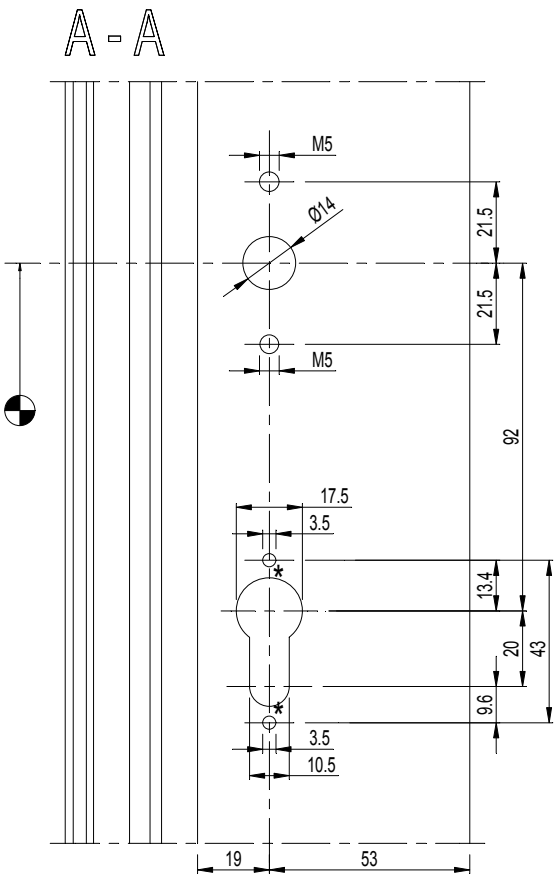

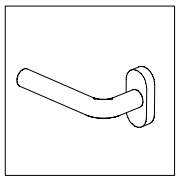

DEURKRUK
BEQUILLE
DOOR HANDLE
TUERDRUECKER

061.7118.XX 061.7119.XX 061.7120.XX 061.7218.XX 061.7219.XX 061.7220.XX	* 2 x gat M3.5 * 2 x forage M3.5 * 2 x hole M3.5 * 2 x Bohrung M3.5 als 061.6968.XX si 061.6968.XX if 061.6968.XX wenn 061.6968.XX

FBmin = 900mm

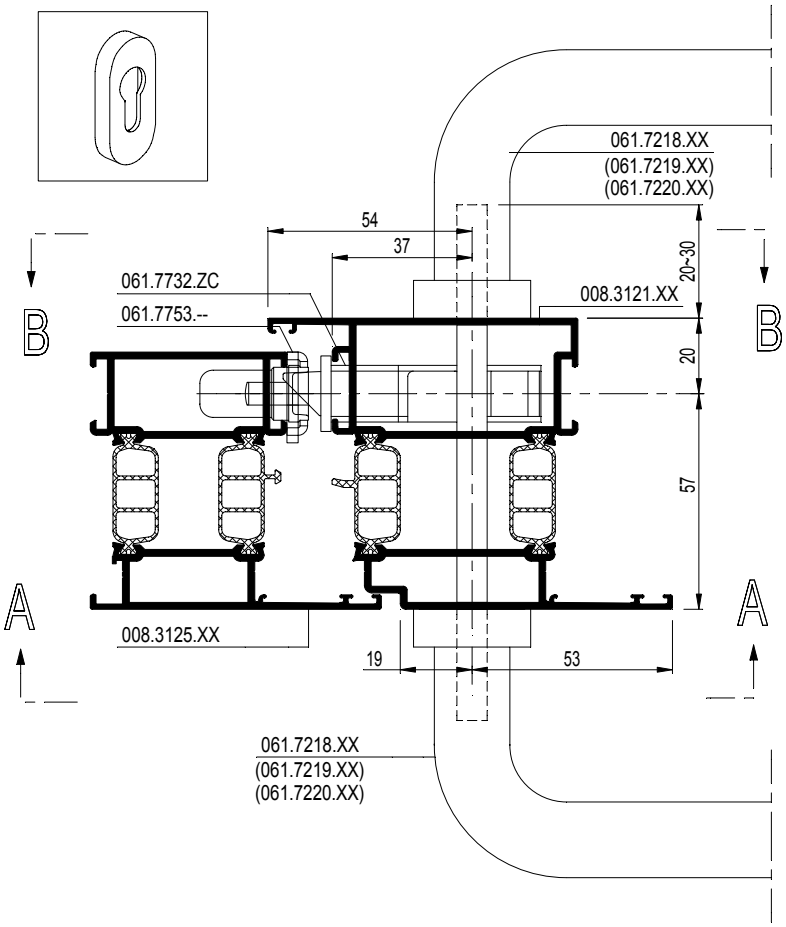

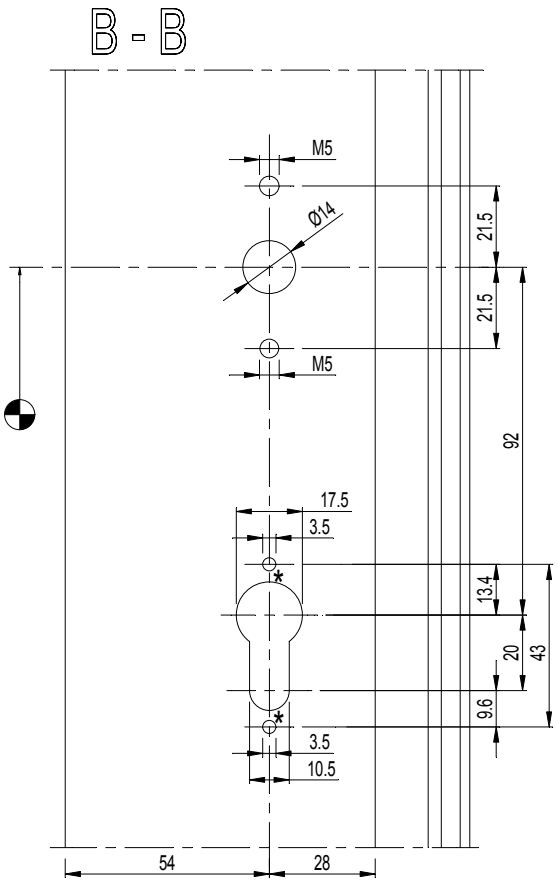

D0078818

CS 77

UITFREZING DEURKRUK RAAMDEUR WILKA
FRAISAGE BEQUILLE PORTE-FENETRE WILKA
MILLING DOOR HANDLE WINDOW-DOOR WILKA
AUSFRAESUNG TUERDRUECKER FENSTERTUER WILKA

REYNAERS aluminium

A - A

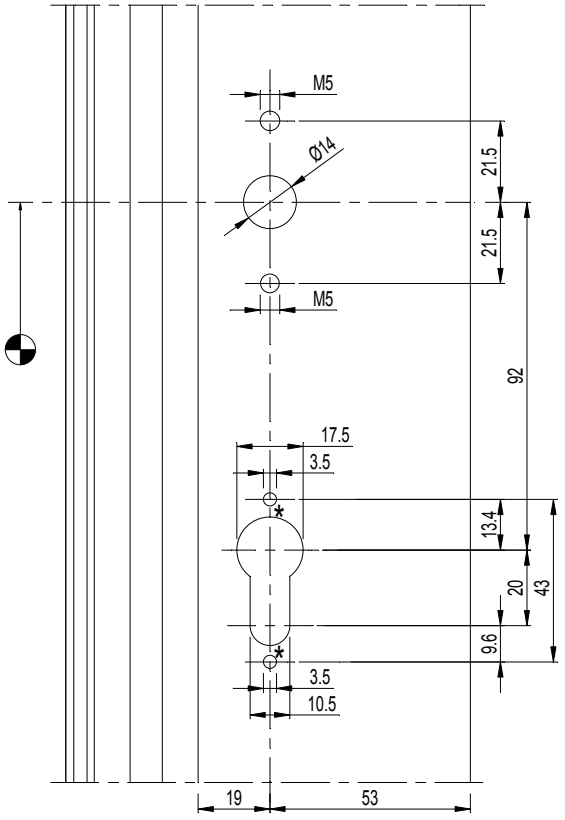

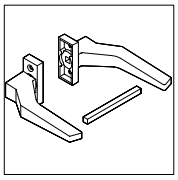

DEURKRUK
BEQUILLE
DOOR HANDLE
TUERDRUECKER

061.7230.XX 061.7231.XX 061.7240.XX 061.7242.XX 061.7250.XX	* 2 x gat M5 * 2 x forage M5 * 2 x hole M5 * 2 x Bohrung M5 als 061.6968.XX si 061.6968.XX if 061.6968.XX wenn 061.6968.XX

FBmin = 900mm

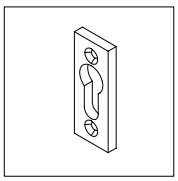

B - B

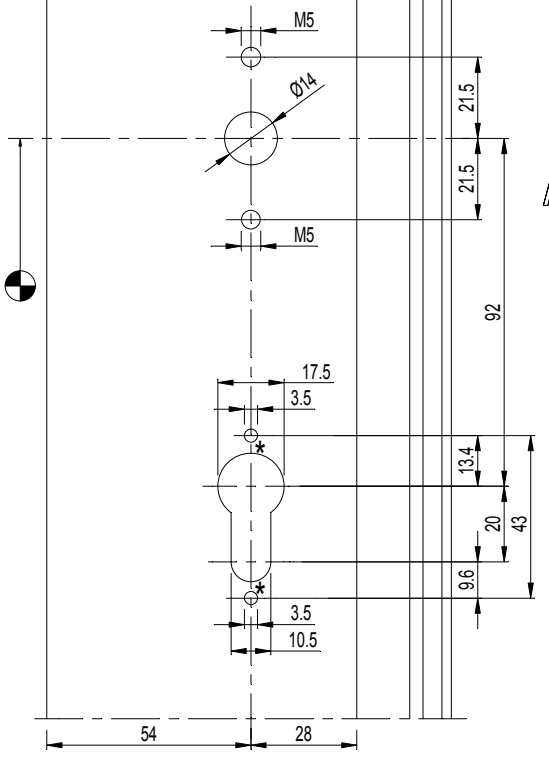

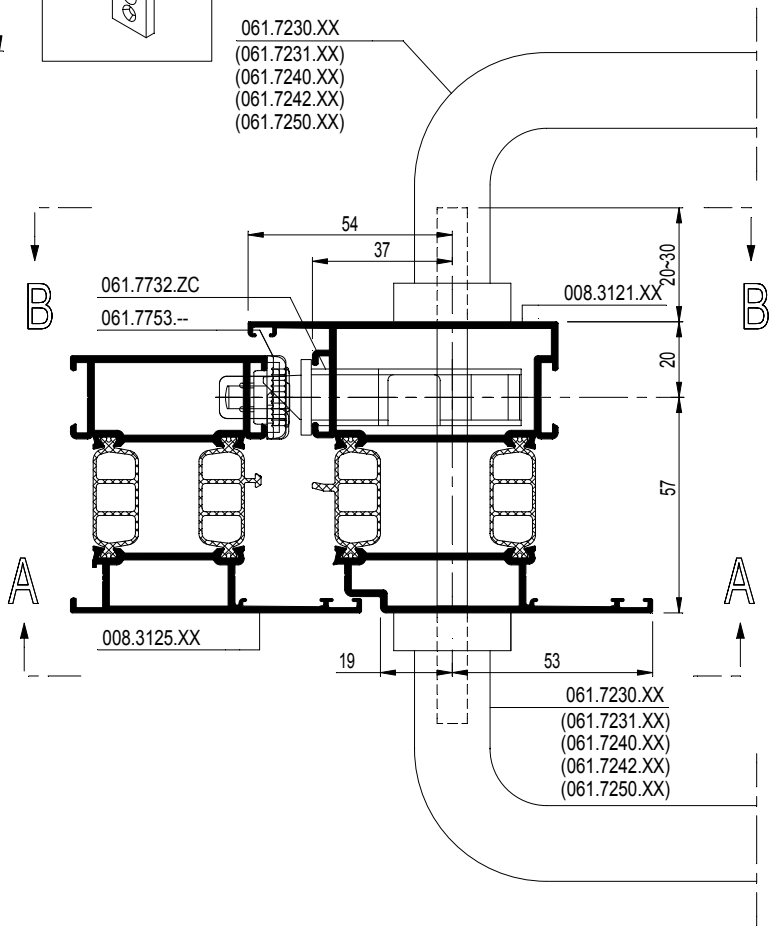

D0078823

CS 77

UITFREZING DEURTREKKER RAAMDEUR WILKA
FRAISAGE POIGNEE DE TIRAGE PORTE-FENETRE WILKA
MILLING PULL HANDLE WINDOW-DOOR WILKA
AUSFRAESUNG STOSSGRIFF FENSTERTUER WILKA

REYNAERS aluminium

A - A

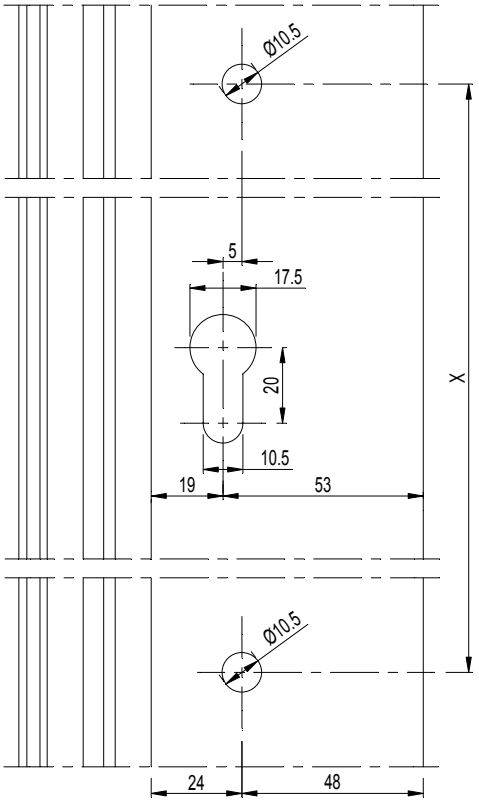

DEURTREKKER (dubbele bevestiging) POIGNEE DE TIRAGE (fixation double) PULL HANDLE (Double fixations) STOSSGRIFF (Doppelbefestigung)	
	X
061.7501.--	300mm
061.7503.--	500mm
061.7505.--	300mm
061.7507.--	650mm
061.7509.--	300mm
061.7511.--	500mm
061.7513.--	300mm
061.7515.--	650mm
061.7517.--	300mm
061.7519.--	400mm
FBmin = 900mm	

* CAUTION: USE ONLY ON T-PROFILE !

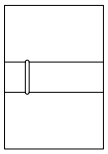

B - B

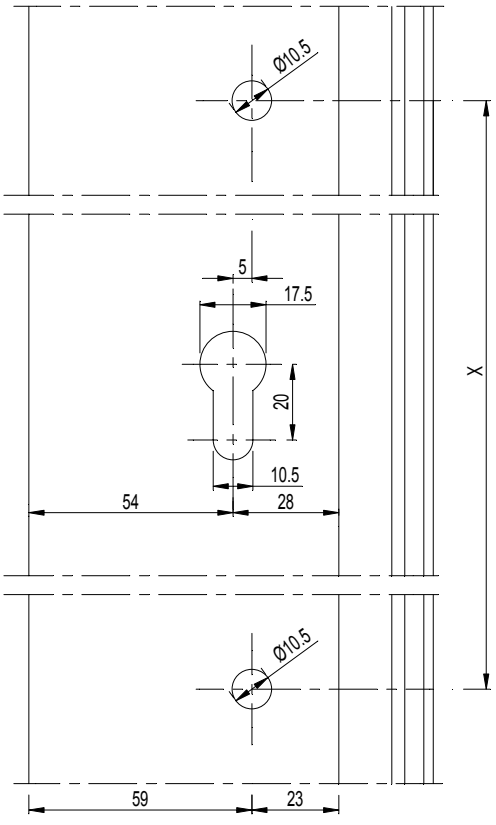

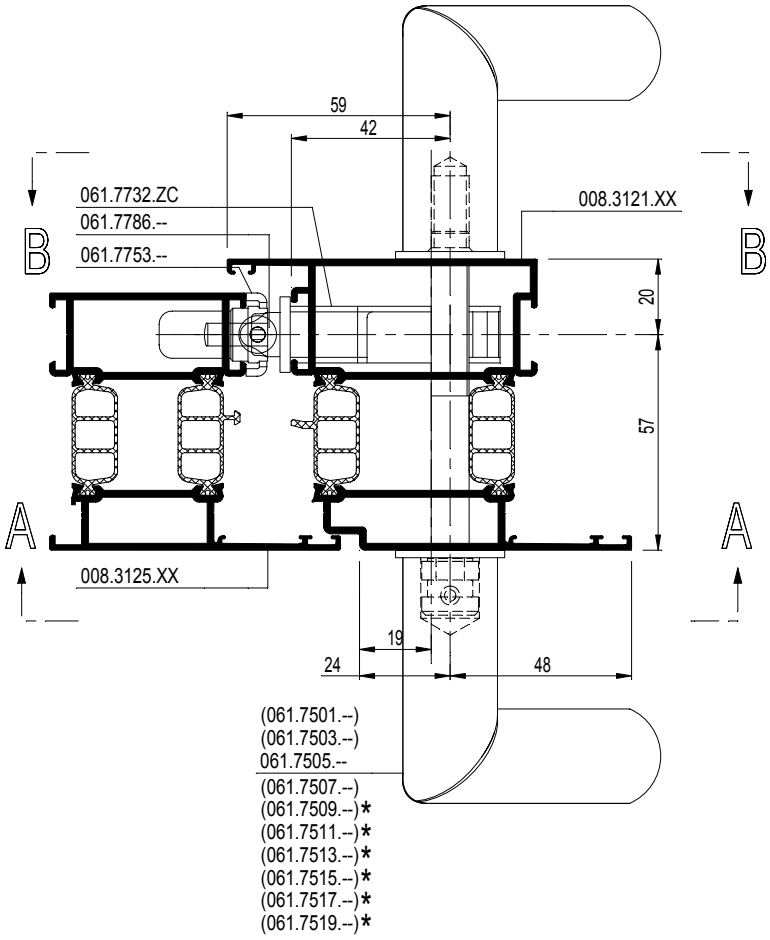

D0078823

CS 77

UITFREZING DEURTREKKER RAAMDEUR WILKA
FRAISAGE POIGNEE DE TIRAGE PORTE-FENETRE WILKA
MILLING PULL HANDLE WINDOW-DOOR WILKA
AUSFRAESUNG STOSSGRIFF FENSTERTUER WILKA

REYNAERS aluminium

A - A

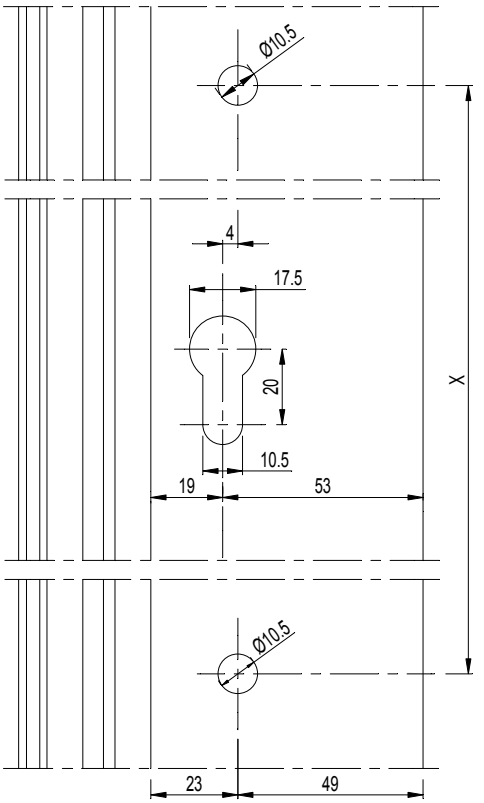

DEURTREKKER (enkele bevestiging)
POIGNEE DE TIRAGE (fixation simple)
PULL HANDLE (single fixation)
STOSSGRIFF (Einzelbefestigung)

	X
061.7500.--	300mm
061.7502.--	500mm
061.7504.--	300mm
061.7506.--	650mm
061.7508.--	300mm
061.7510.--	500mm
061.7512.--	300mm
061.7514.--	650mm
061.7516.--	300mm
061.7518.--	400mm

FBmin = 900mm

* CAUTION: USE ONLY ON T-PROFILE !

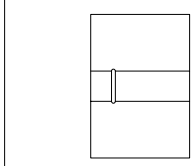

B - B

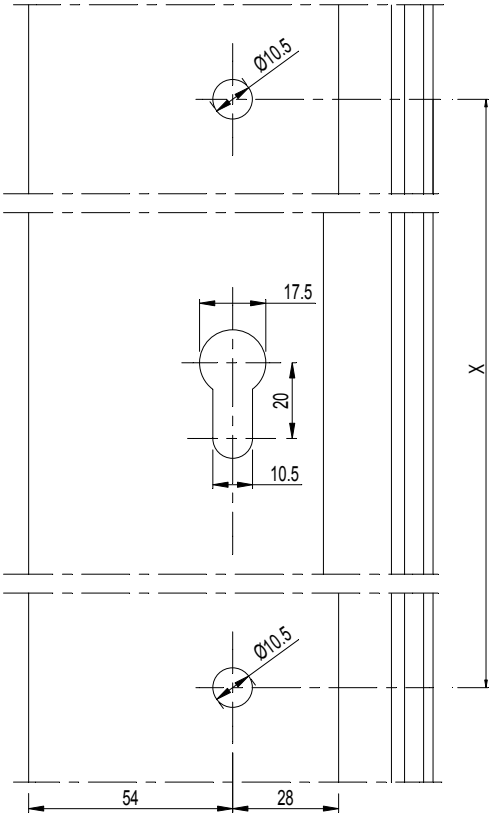

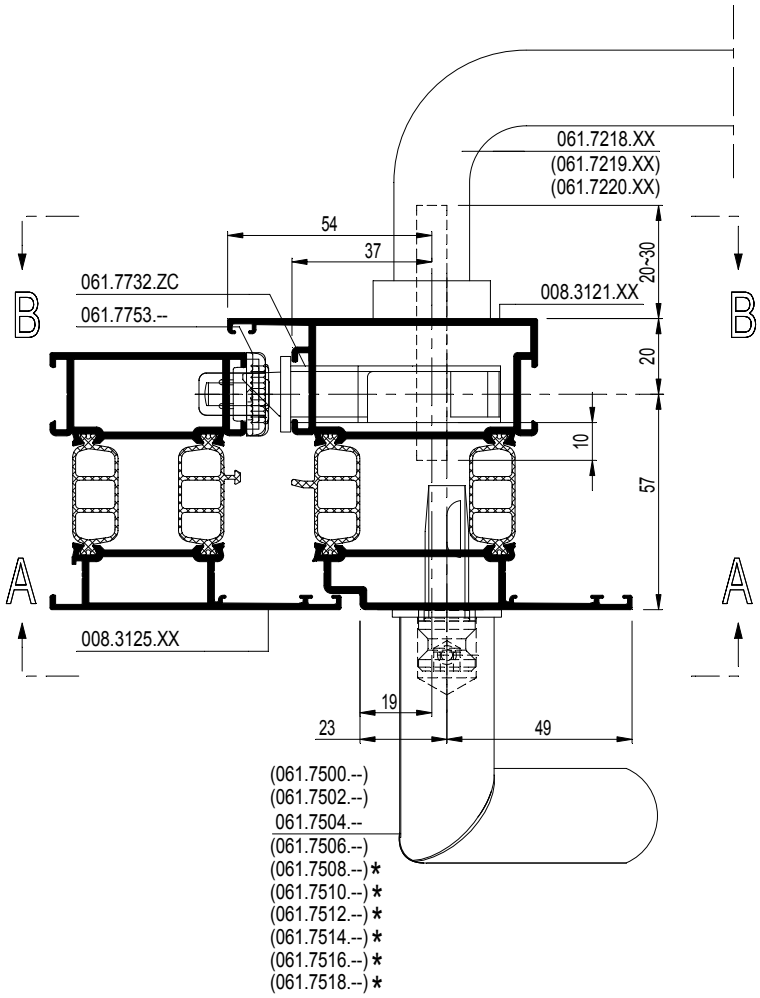

D0079136

CS 77

UITFREZING DEURKRUK RAAMDEUR WILKA
FRAISAGE BEQUILLE PORTE-FENETRE WILKA
MILLING DOOR HANDLE WINDOW-DOOR WILKA
AUSFRAESUNG TUERDRUECKER FENSTERTUER WILKA

REYNAERS aluminium

A - A

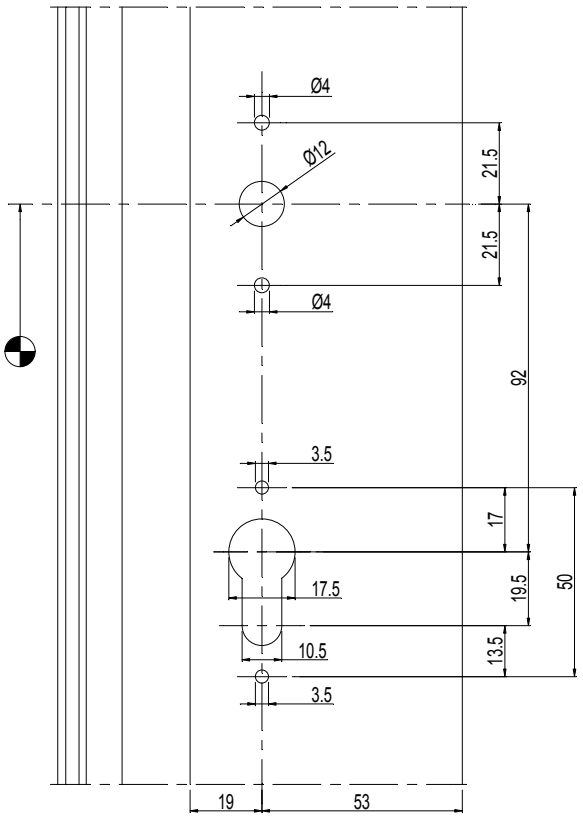

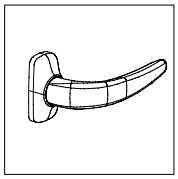

DEURKRUK
BEQUILLE
DOOR HANDLE
TUERDRUECKER

061.7229.XX

FBmin = 900mm

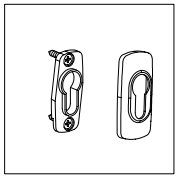

B - B

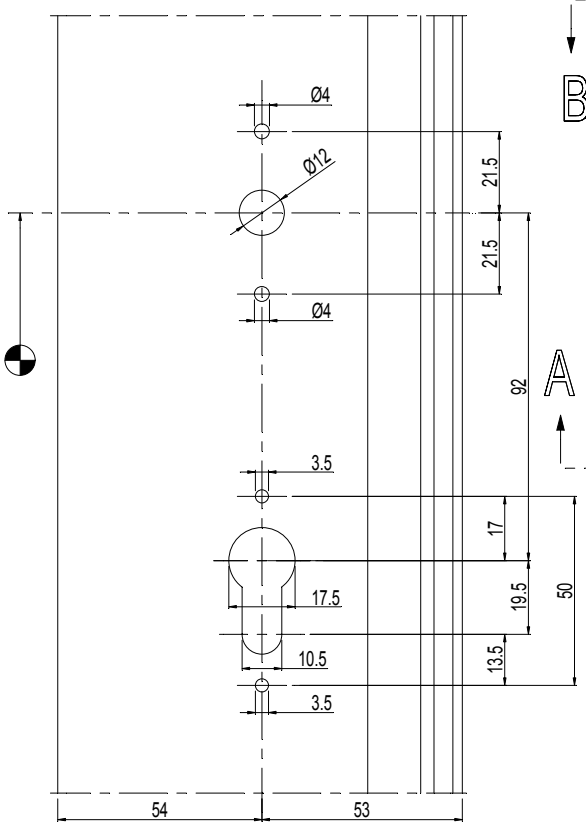

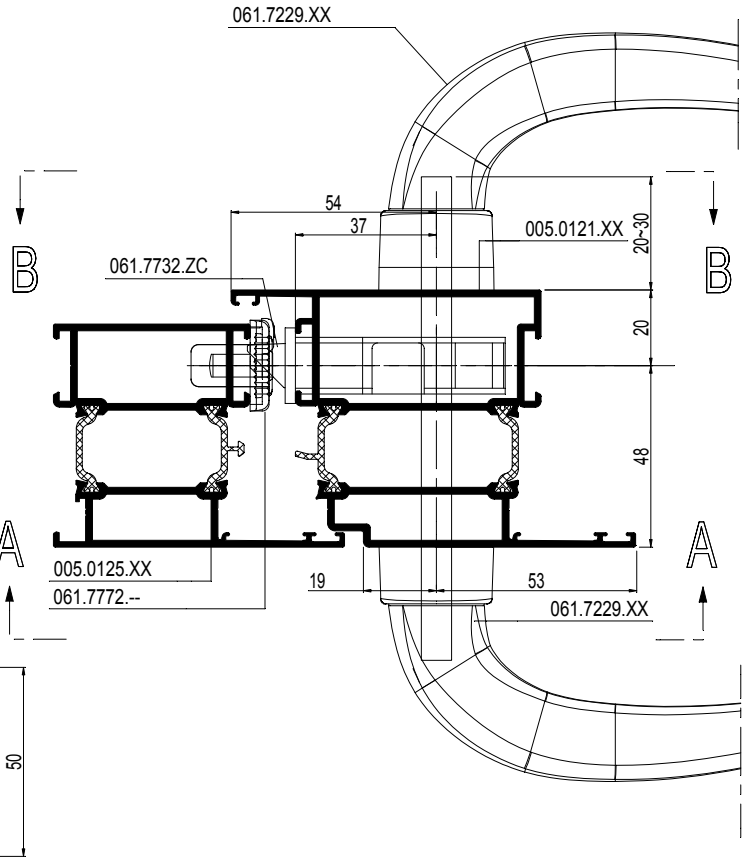

D0079136

CS 77

UITFREZING DEURKRUKKEN SOBINCO
FRAISAGE BEQUILLES SOBINCO
MILLING DOOR HANDLES SOBINCO
AUSFRAESUNG TUERDRUECKER SOBINCO

REYNAERS aluminium

A - A

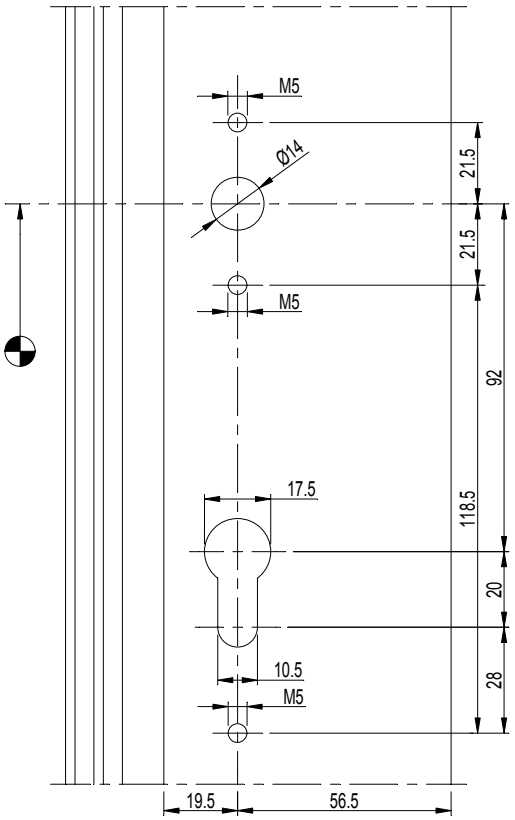

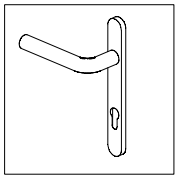

DEURKRUK BEQUILLE DOOR HANDLE TUERDRUECKER
061.7121.XX 061.7122.XX 061.7123.XX 061.7221.XX 061.7222.XX 061.7223.XX 061.7224.XX*
FBmin = 900mm *FBmin =1350mm

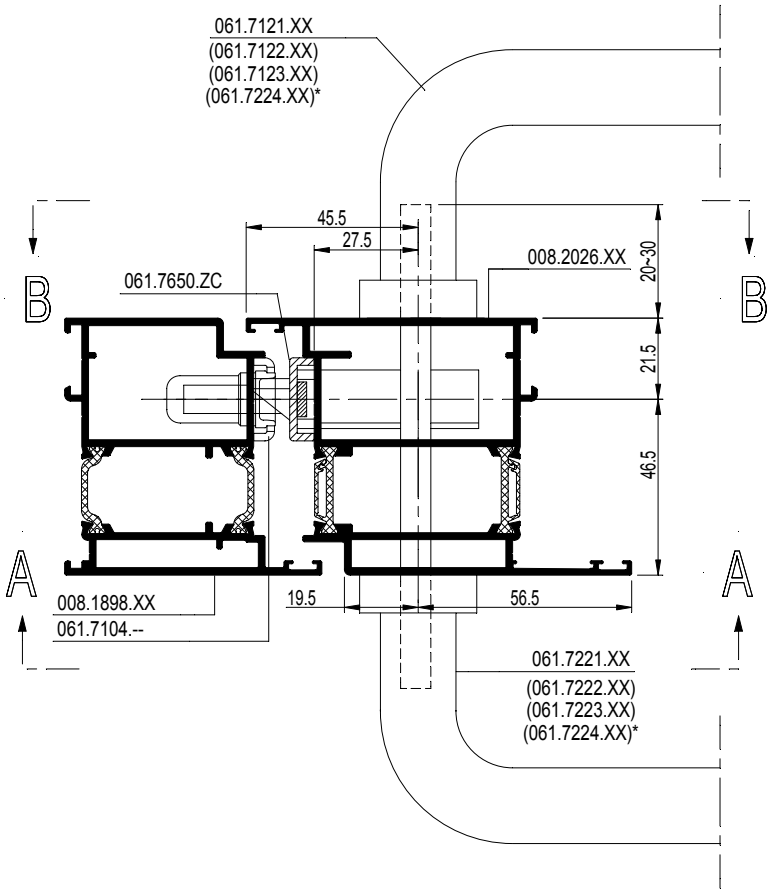

B - B

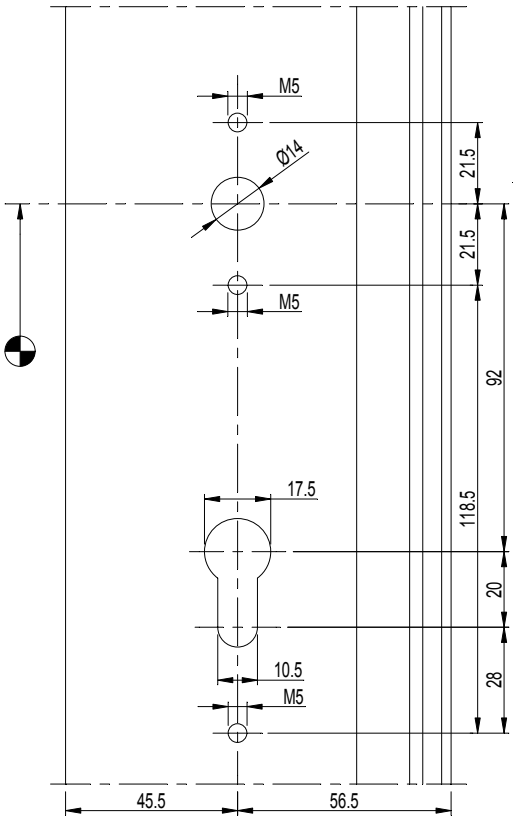

D0077851

CS 77

UITFREZING DEURKRUKKEN SOBINCO
FRAISAGE BEQUILLES SOBINCO
MILLING DOOR HANDLES SOBINCO
AUSFRAESUNG TUERDRUECKER SOBINCO

REYNAERS aluminium

A - A

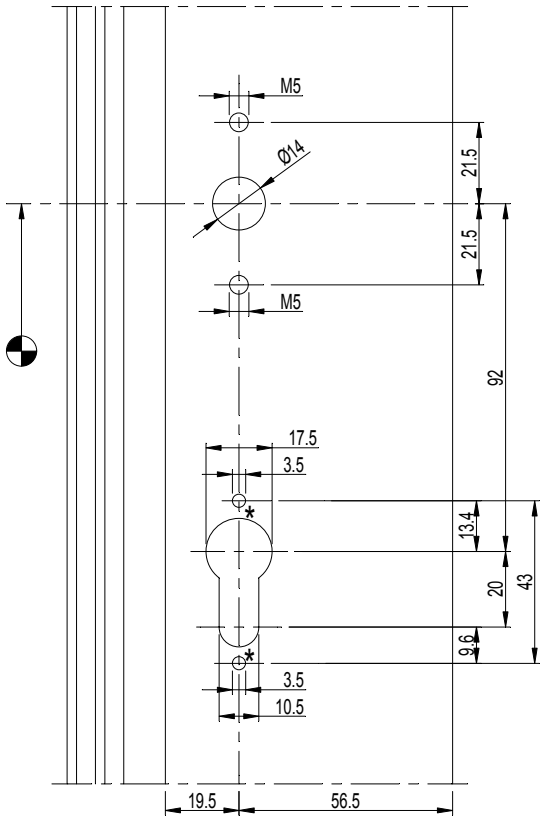

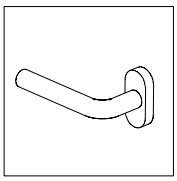

DEURKRUK BEQUILLE DOOR HANDLE TUERDRUECKER	
061.7118.XX 061.7119.XX 061.7120.XX 061.7218.XX 061.7219.XX 061.7220.XX	* 2 x gat M5 * 2 x forage M5 * 2 x hole M5 * 2 x Bohrung M5 als 061.6968.XX si 061.6968.XX if 061.6968.XX wenn 061.6968.XX
FBmin = 900mm	

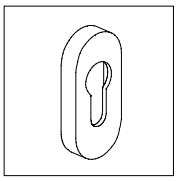

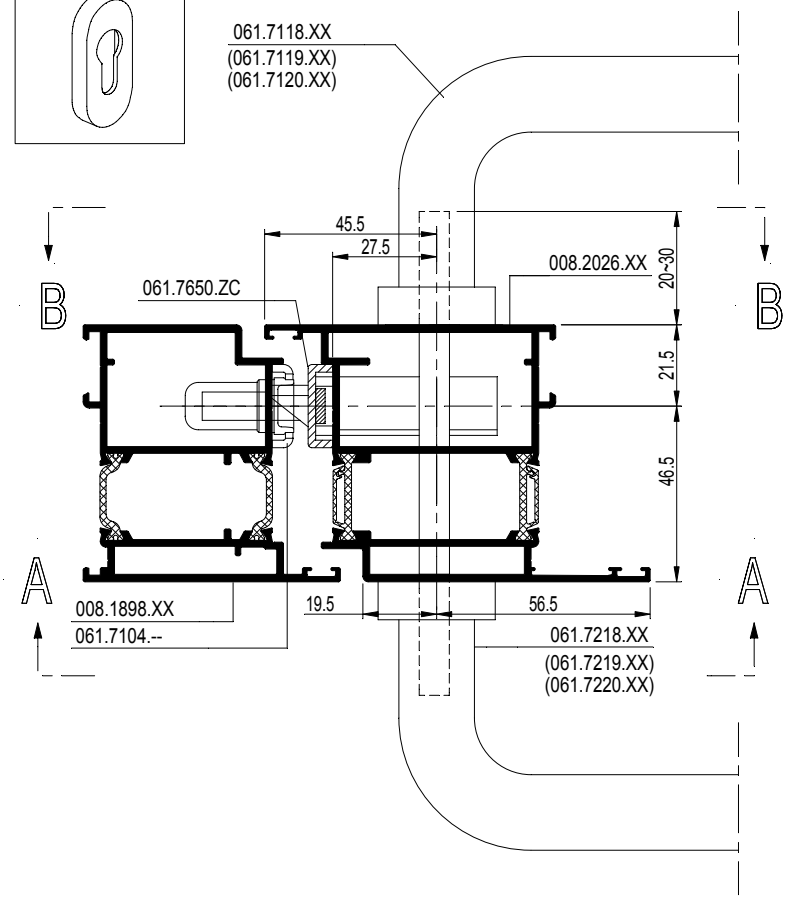

B - B

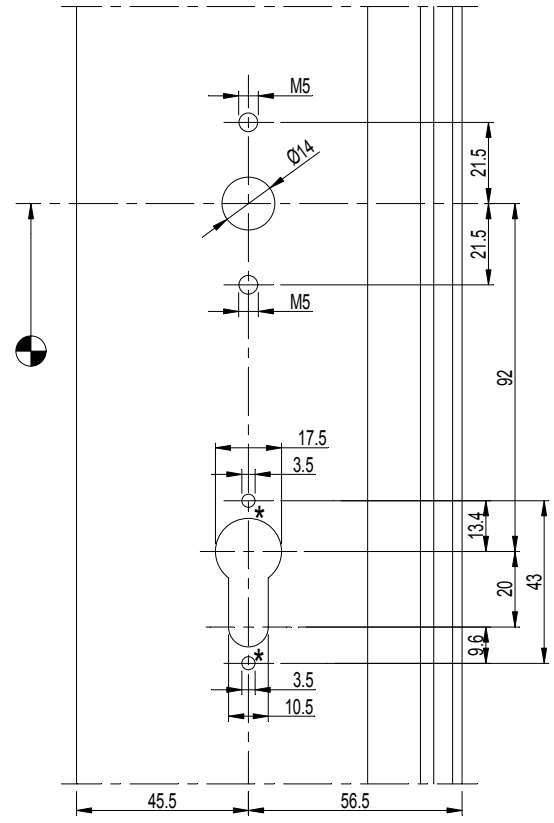

D0077851

CS 77

UITFREZING DEURKRUKKEN SOBINCO
FRAISAGE BEQUILLES SOBINCO
MILLING DOOR HANDLES SOBINCO
AUSFRAESUNG TUERDRUECKER SOBINCO

REYNAERS aluminium

A - A

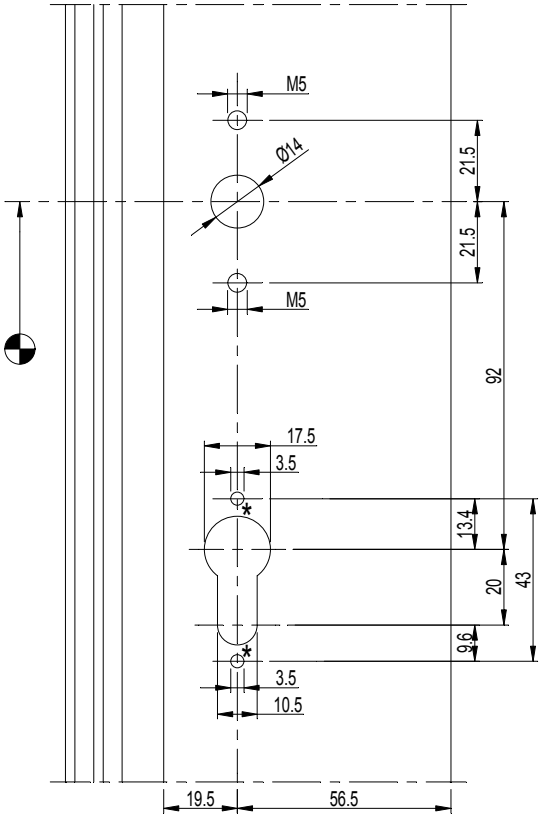

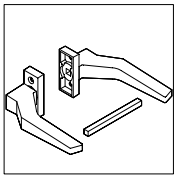

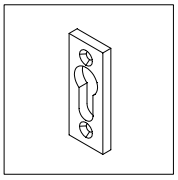

DEURKRUK BEQUILLE DOOR HANDLE TUERDRUECKER	
061.7230.XX 061.7231.XX 061.7240.XX 061.7242.XX 061.7250.XX	* 2 x gat M5 * 2 x forage M5 * 2 x hole M5 * 2 x Bohrung M5 als 061.6968.XX si 061.6968.XX if 061.6968.XX wenn 061.6968.XX
FBmin = 900mm	

B - B

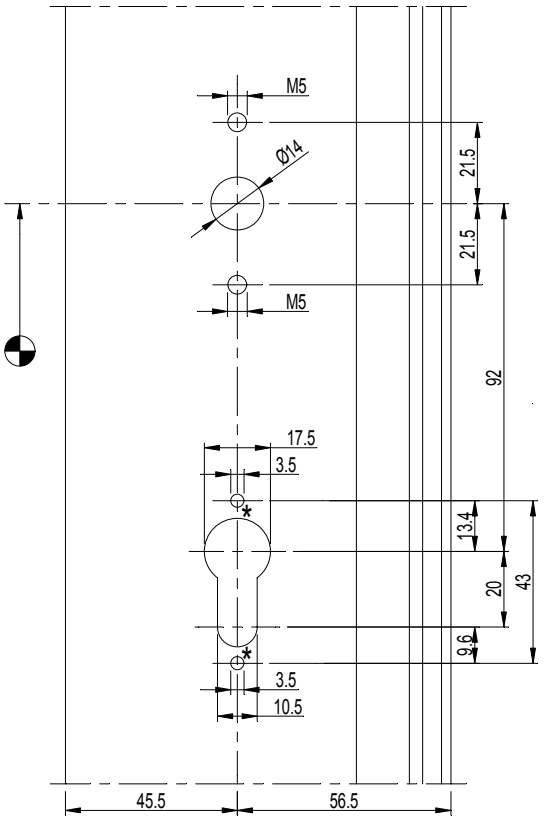

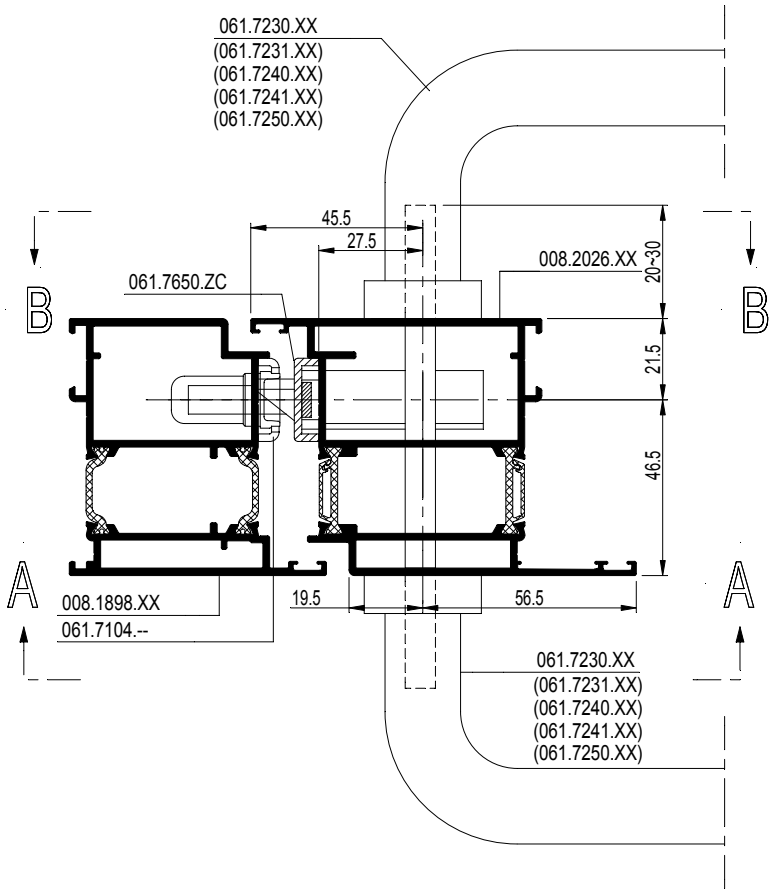

D0077853

CS 77

UITFREZING DEURKRUKKEN SOBINCO
FRAISAGE BEQUILLES SOBINCO
MILLING DOOR HANDLES SOBINCO
AUSFRAESUNG TUERDRUECKER SOBINCO

REYNAERS aluminium

A - A

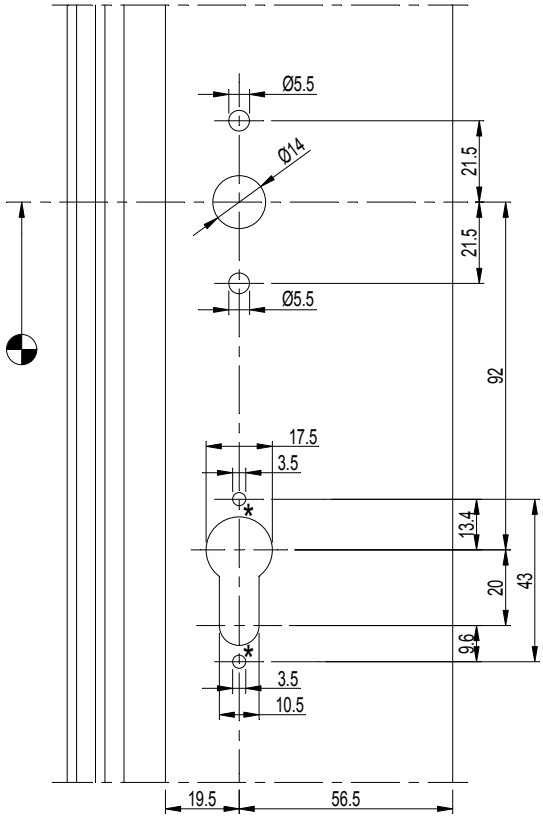

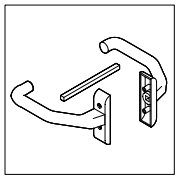

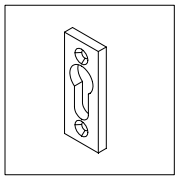

DEURKRUK BEQUILLE DOOR HANDLE TUERDRUECKER	
061.7232.XX 061.7233.XX 061.7234.XX	* 2 x gat M5.5 * 2 x forage M5.5 * 2 x hole M5.5 * 2 x Bohrung M5.5 als 061.6968.XX si 061.6968.XX if 061.6968.XX wenn 061.6968.XX
FBmin = 900mm	

B - B

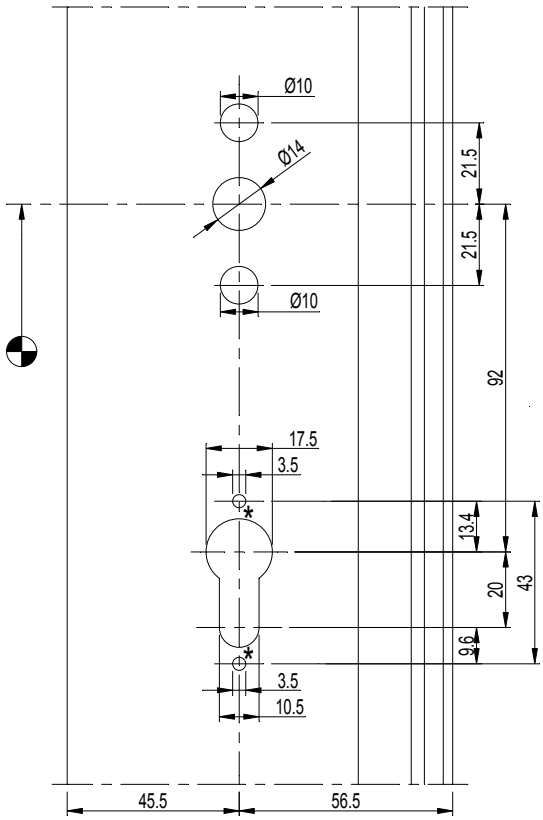

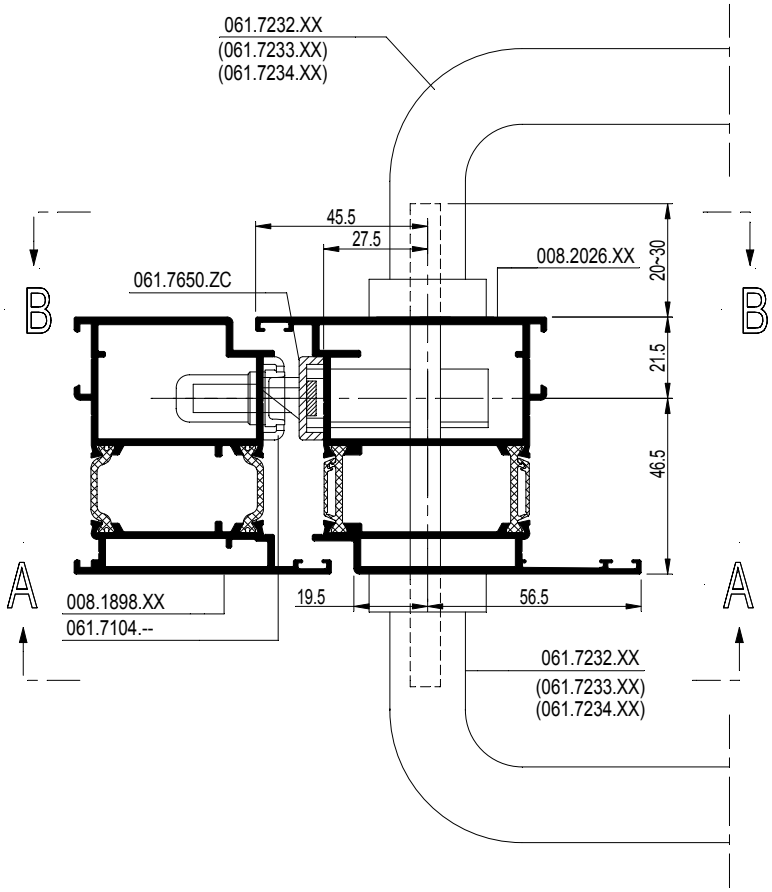

D0077853

CS 77

UITFREZING DEURKRUKKEN SOBINCO
FRAISAGE BEQUILLES SOBINCO
MILLING DOOR HANDLES SOBINCO
AUSFRAESUNG TUERDRUECKER SOBINCO

REYNAERS aluminium

A - A

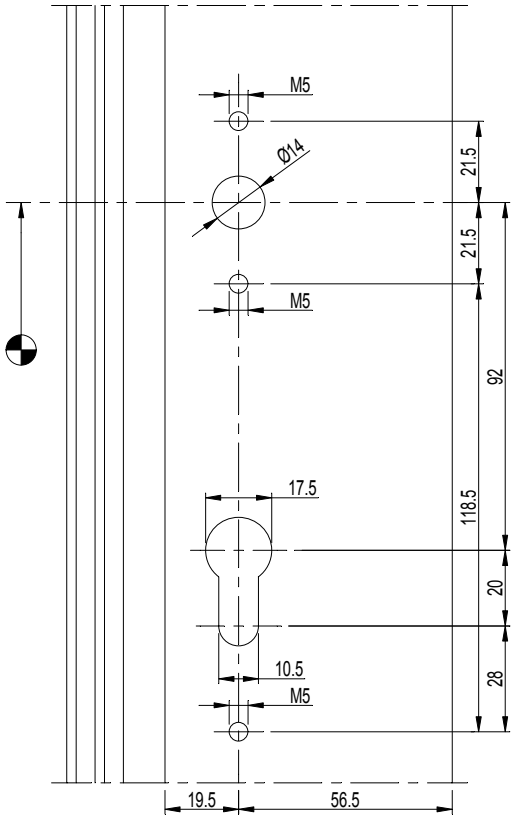

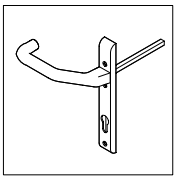

DEURKRUK BEQUILLE DOOR HANDLE TUERDRUECKER
061.7238.XX 069.6108.XX
FBmin = 900mm

B - B

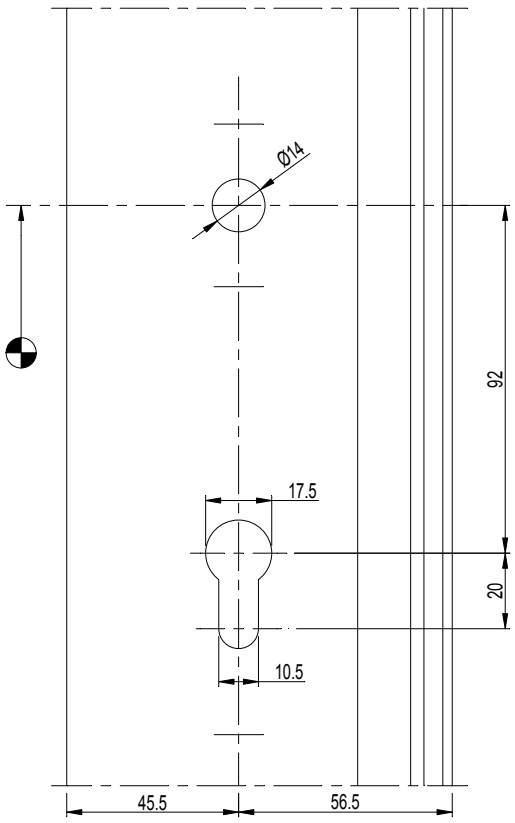

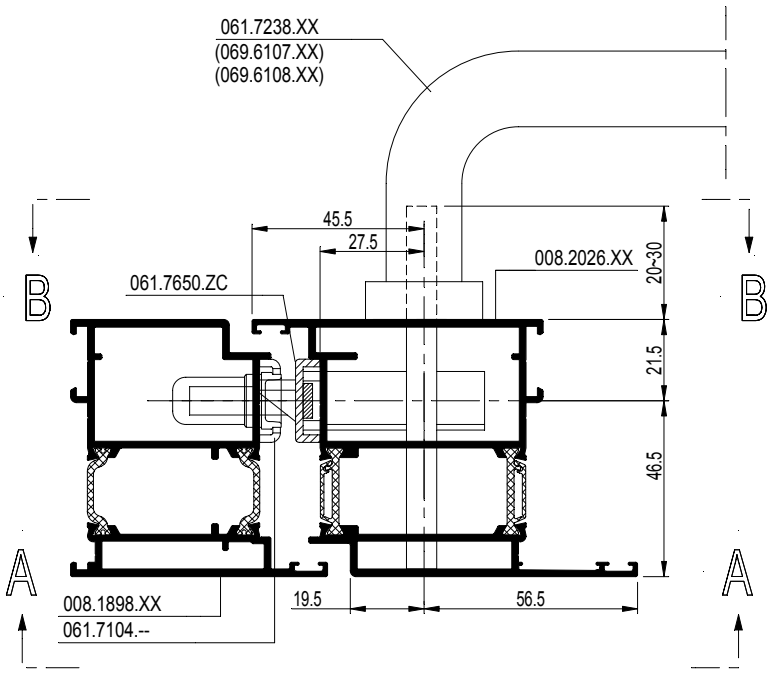

D0078331

A - A

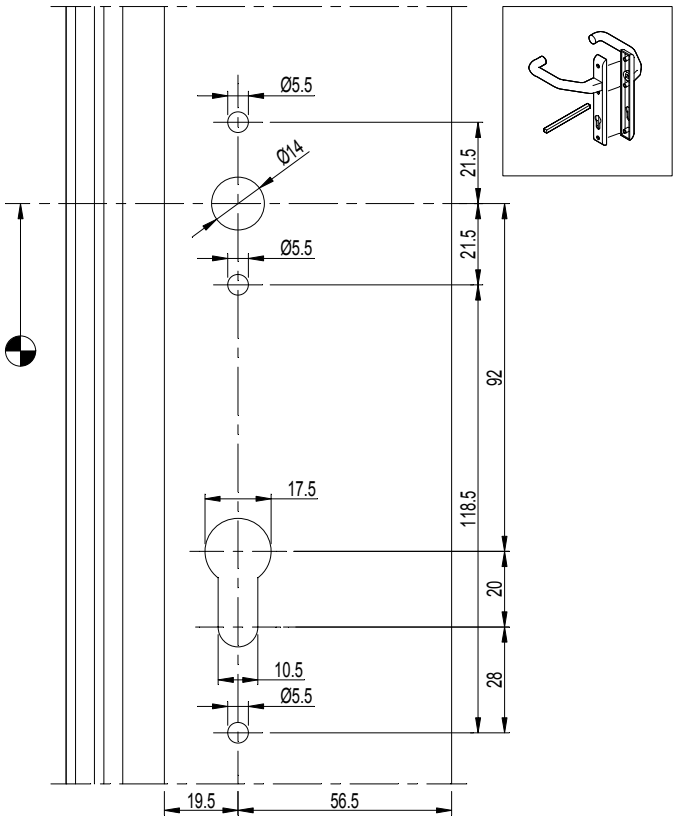

DEURKRUK BEQUILLE DOOR HANDLE TUERDRUECKER
061.7236.XX 061.7237.XX 061.7239.XX
FBmin = 900mm

B - B

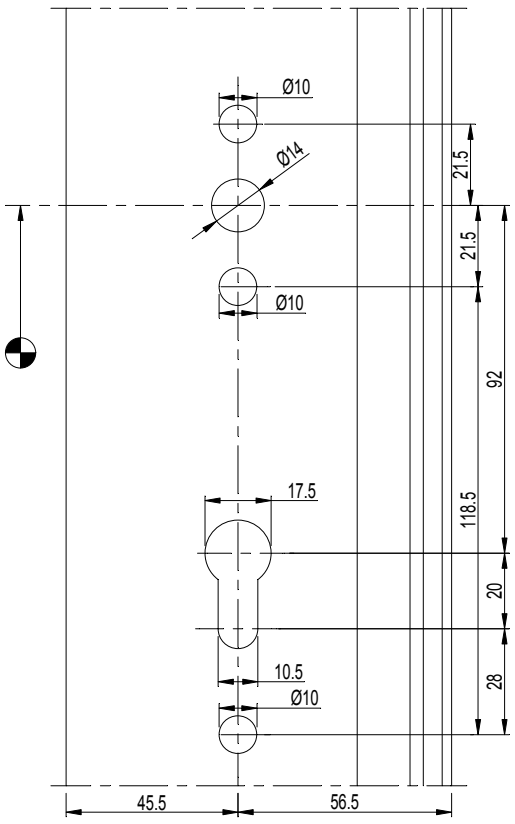

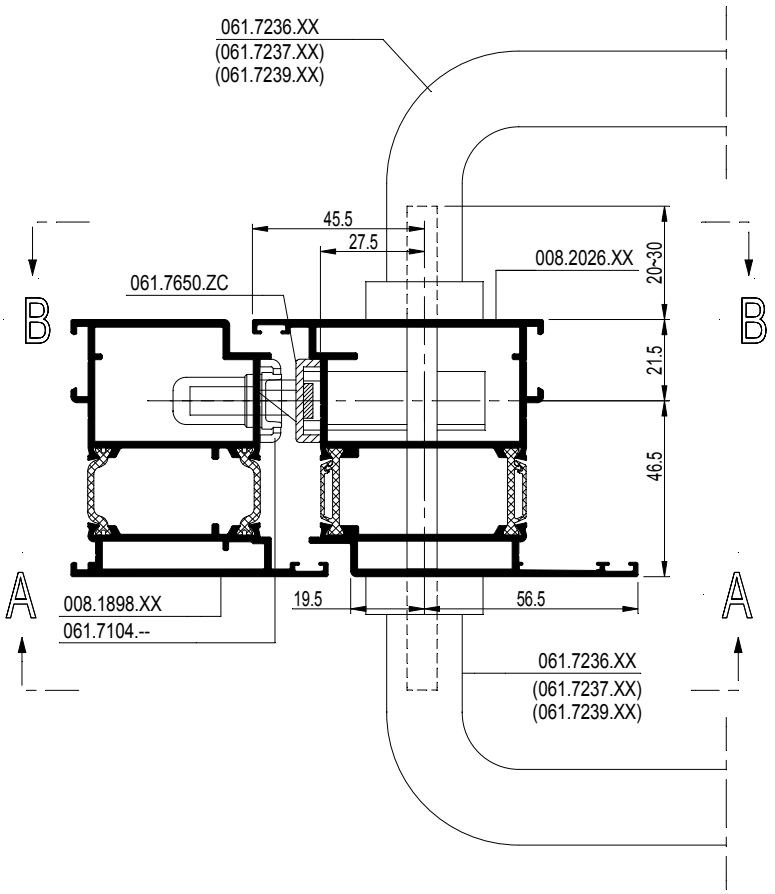

D0078331

CS 77

UITFREZING DEURTREKKER SOBINCO
FRAISAGE POIGNEE DE TIRAGE SOBINCO
MILLING PULL HANDLE SOBINCO
AUSFRAESUNG STOSSGRIFF SOBINCO

REYNAERS aluminium

A - A

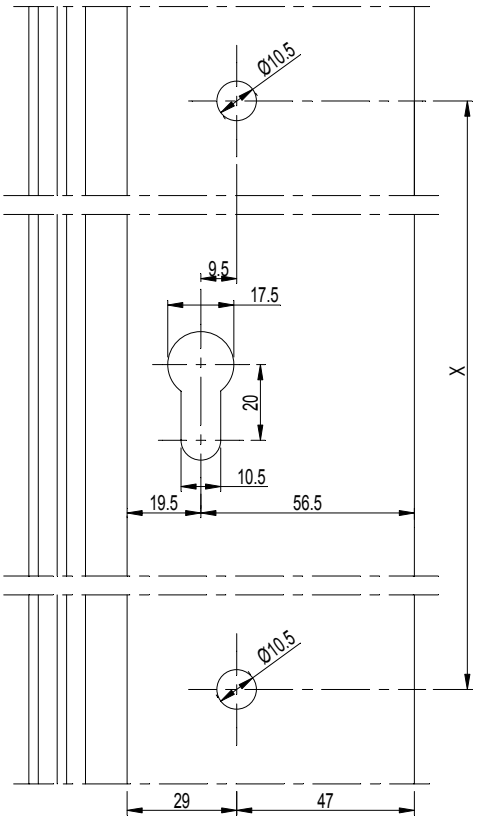

B - B

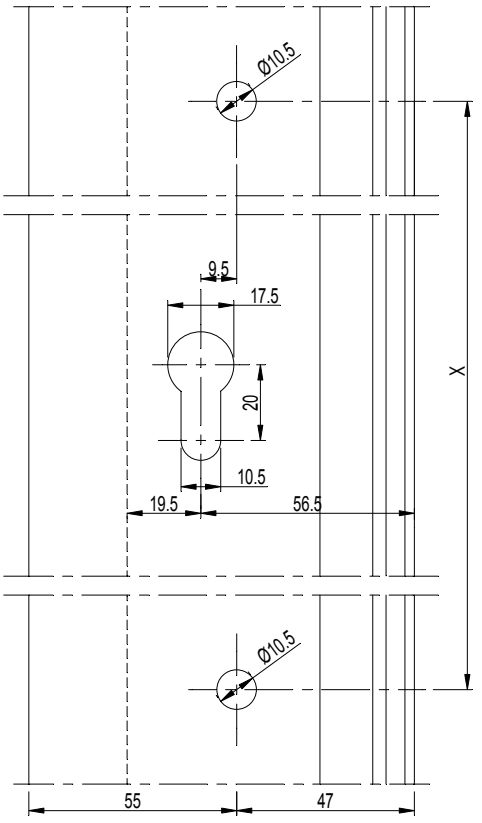

DEURTREKKER (dubbele bevestiging) POIGNEE DE TIRAGE (fixation double) PULL HANDLE (Double fixations) STOSSGRIFF (Doppelbefestigung)	
	X
061.7501.--	300mm
061.7503.--	500mm
061.7505.--	300mm
061.7507.--	650mm
061.7509.--	300mm
061.7511.--	500mm
061.7513.--	300mm
061.7515.--	650mm
061.7517.--	300mm
061.7519.--	400mm
FBmin = 900mm	

* CAUTION: USE ONLY ON T-PROFILE !

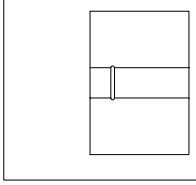

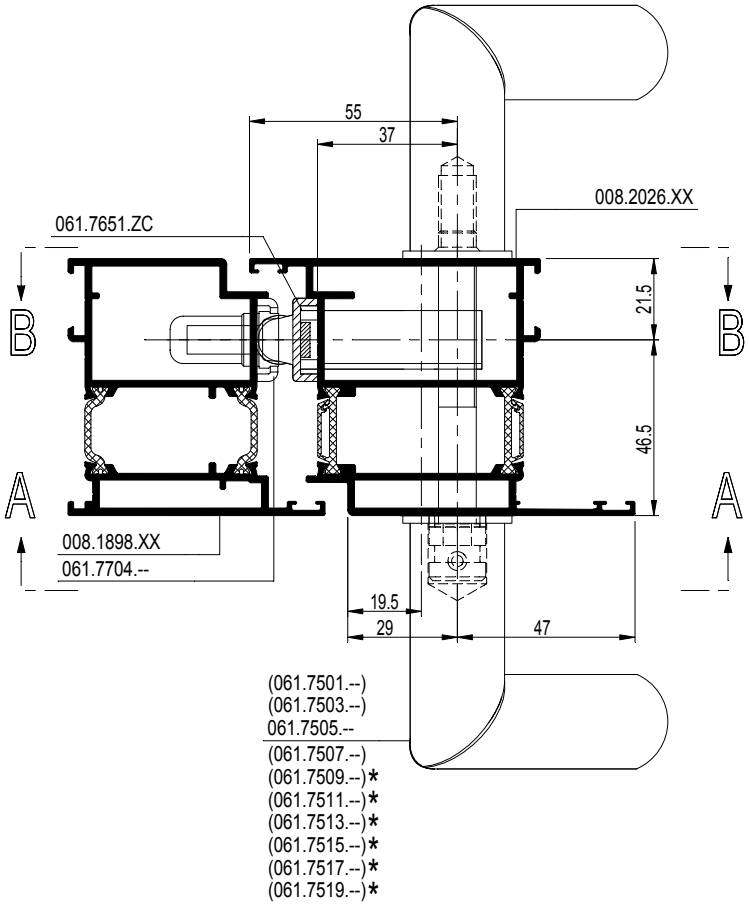

D0078333

CS 77

UITFREZING DEURTREKKER SOBINCO
FRAISAGE POIGNEE DE TIRAGE SOBINCO
MILLING PULL HANDLE SOBINCO
AUSFRAESUNG STOSSGRIFF SOBINCO

REYNAERS aluminium

A - A

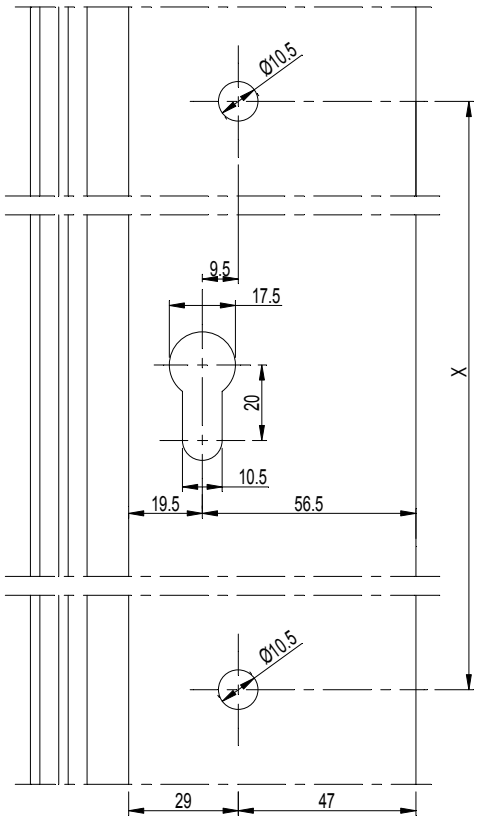

DEURTREKKER (enkele bevestiging) POIGNEE DE TIRAGE (fixation simple) PULL HANDLE (single fixation) STOSSGRIFF (Einzelbefestigung)	
	X
061.7500.--	300mm
061.7502.--	500mm
061.7504.--	300mm
061.7506.--	650mm
061.7508.--	300mm
061.7510.--	500mm
061.7512.--	300mm
061.7514.--	650mm
061.7516.--	300mm
061.7518.--	400mm
FBmin = 900mm	

* CAUTION: USE ONLY ON T-PROFILE !

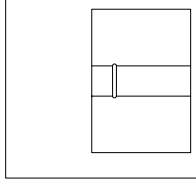

B - B

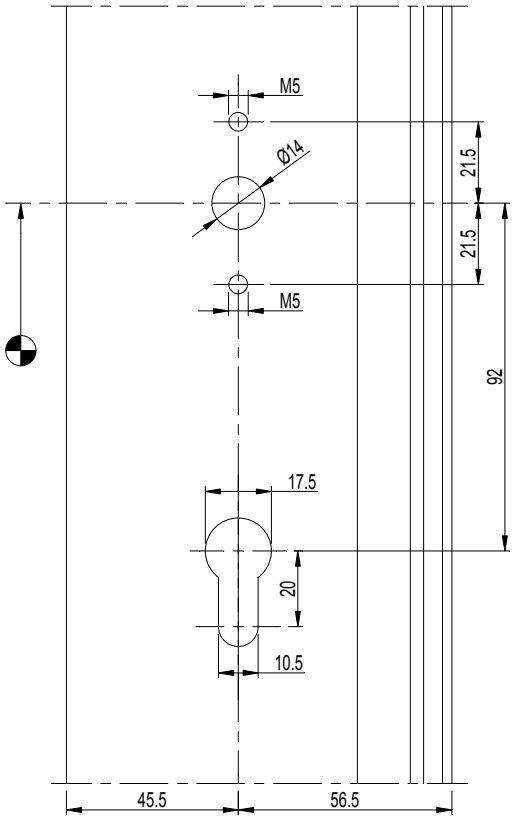

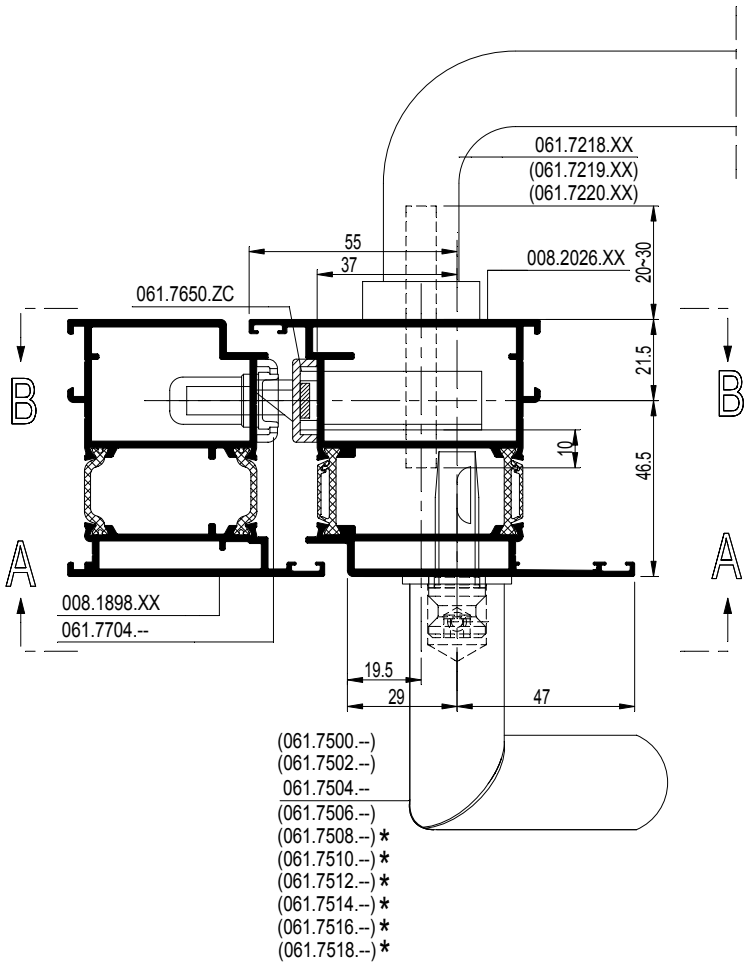

D0078333

UITFREZING DEURKRUKKEN SOBINCO
FRAISAGE BEQUILLES SOBINCO
MILLING DOOR HANDLES SOBINCO
AUSFRAESUNG TUERDRUECKER SOBINCO

REYNAERS aluminium

D0078382

A - A

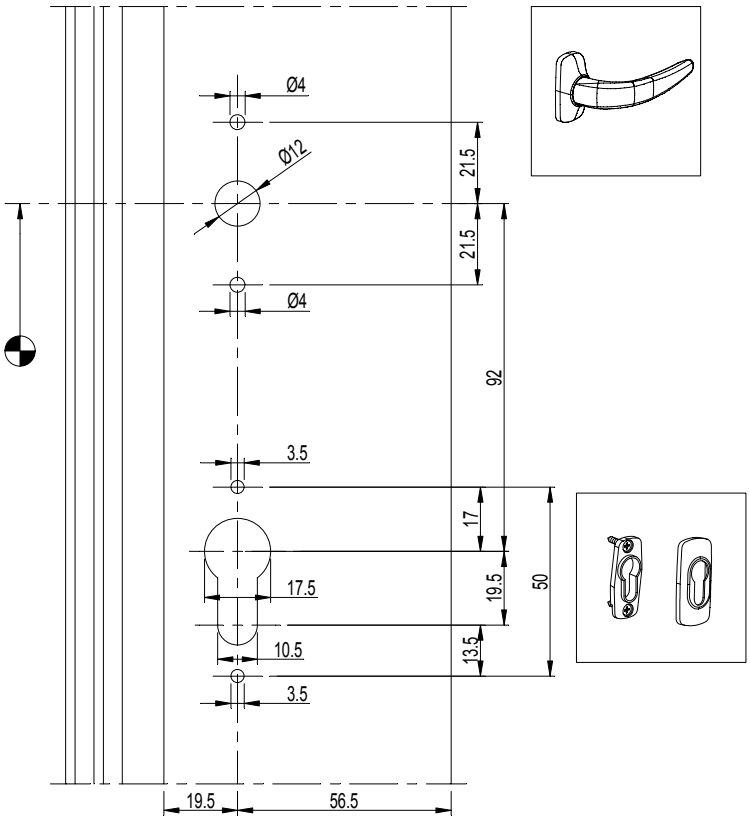

DEURKRUK BEQUILLE DOOR HANDLE TUERDRUECKER
061.7229.XX
FBmin = 900mm

B - B

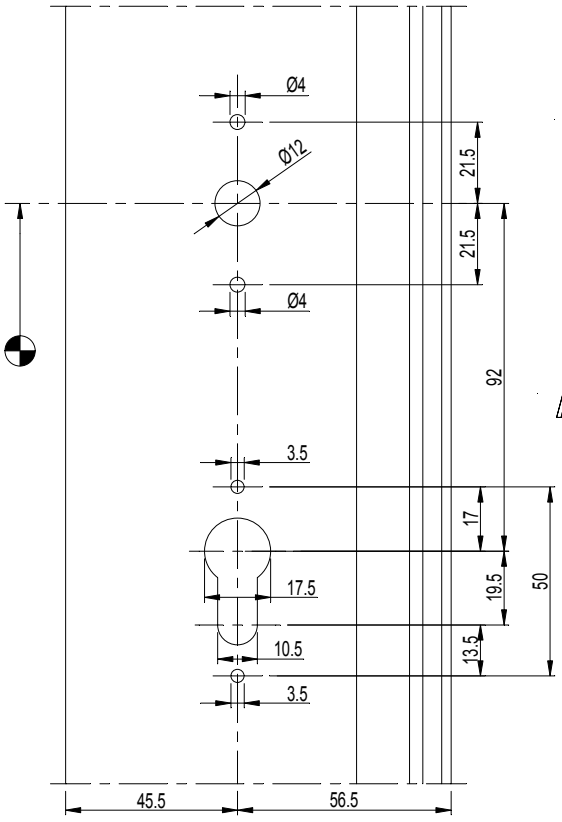

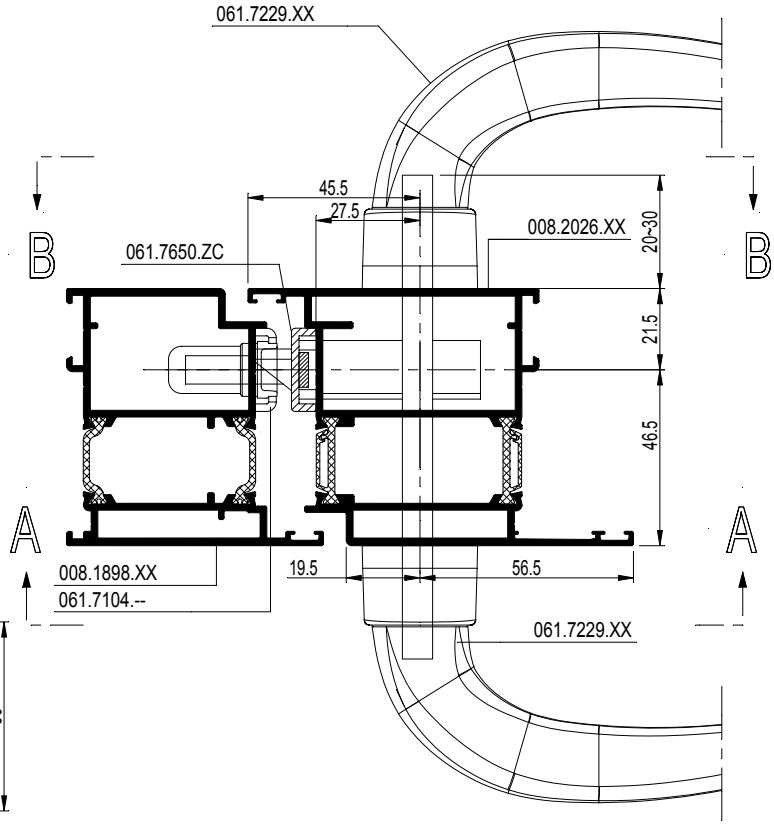

D0078382

CS 77

UITFREZING DEURKRUKKEN WILKA
FRAISAGE BEQUILLES WILKA
MILLING DOOR HANDLES WILKA
AUSFRAESUNG TUERDRUECKER WILKA

REYNAERS aluminium

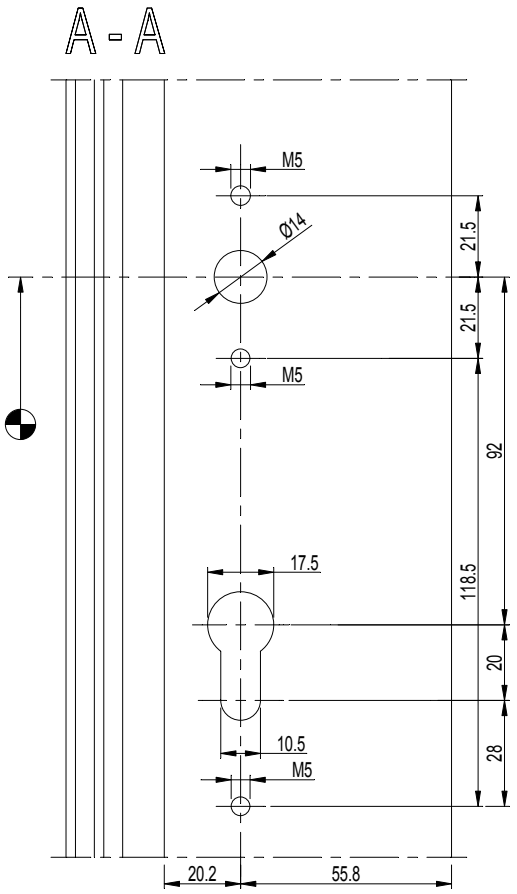

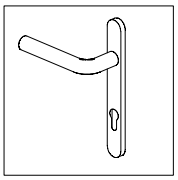

DEURKRUK BEQUILLE DOOR HANDLE TUERDRUECKER
061.7121.XX 061.7122.XX 061.7123.XX 061.7221.XX 061.7222.XX 061.7223.XX 061.7224.XX*
FBmin = 900mm *FBmin = 1350mm

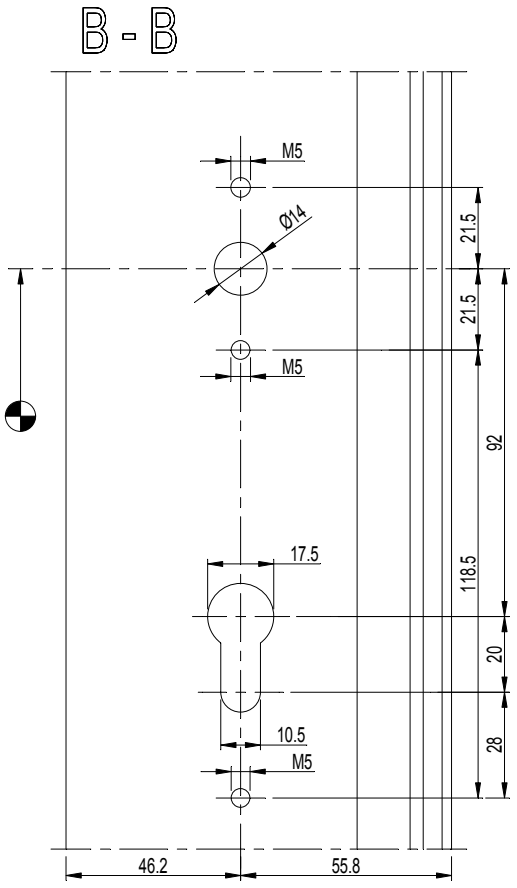

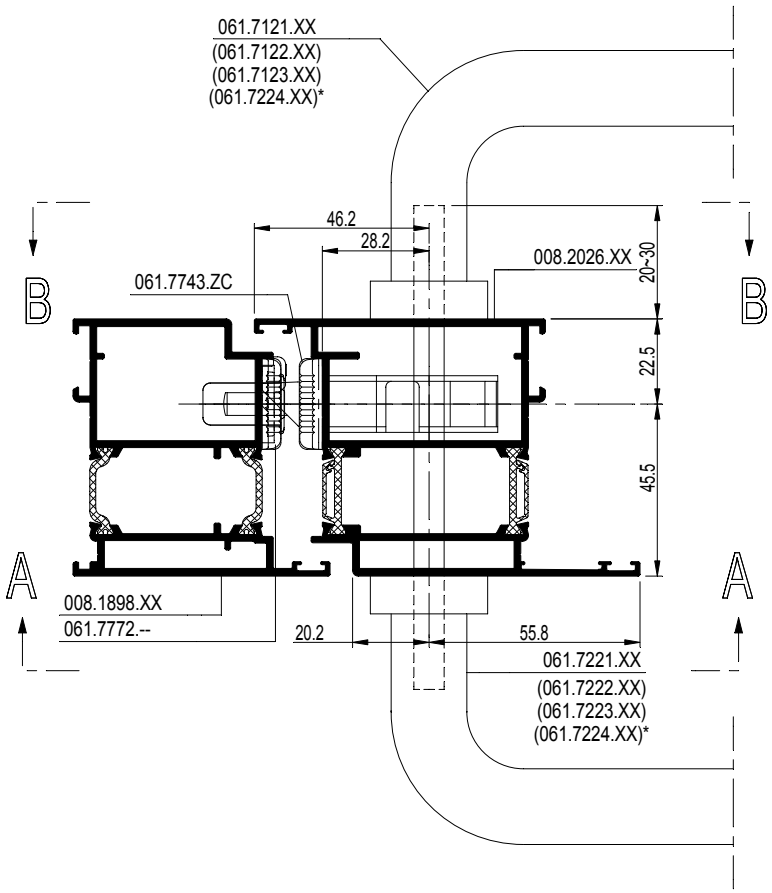

D0078330

A - A

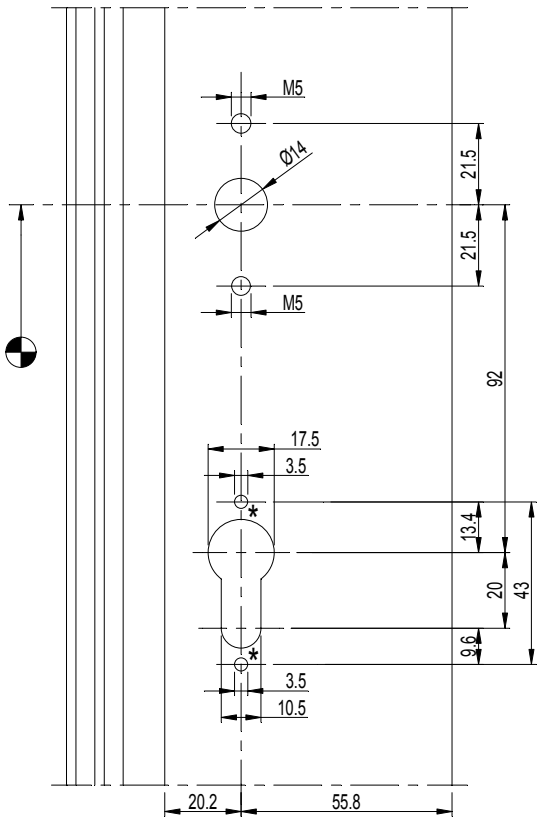

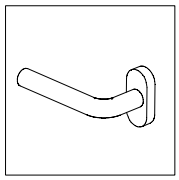

DEURKRUK BEQUILLE DOOR HANDLE TUERDRUECKER	
061.7118.XX 061.7119.XX 061.7120.XX 061.7218.XX 061.7219.XX 061.7220.XX	* 2 x gat M5 * 2 x forage M5 * 2 x hole M5 * 2 x Bohrung M5 als 061.6968.XX si 061.6968.XX if 061.6968.XX wenn 061.6968.XX
FBmin = 900mm	

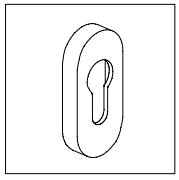

B - B

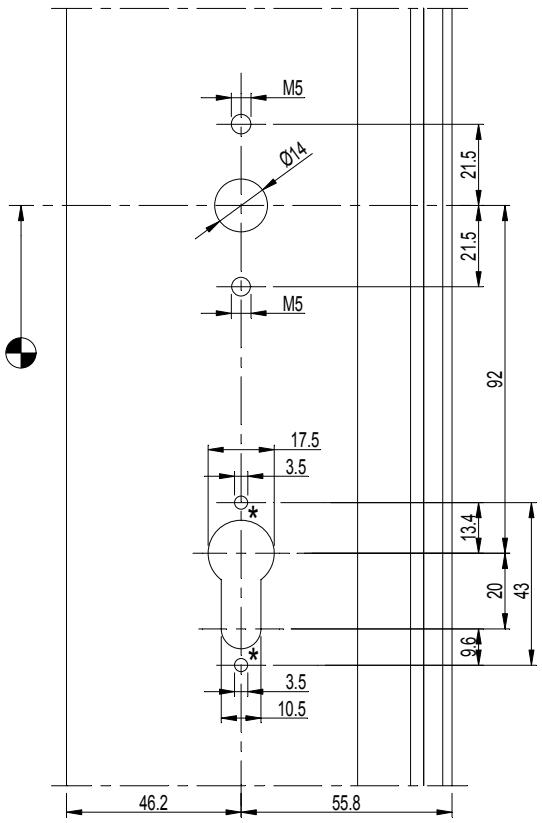

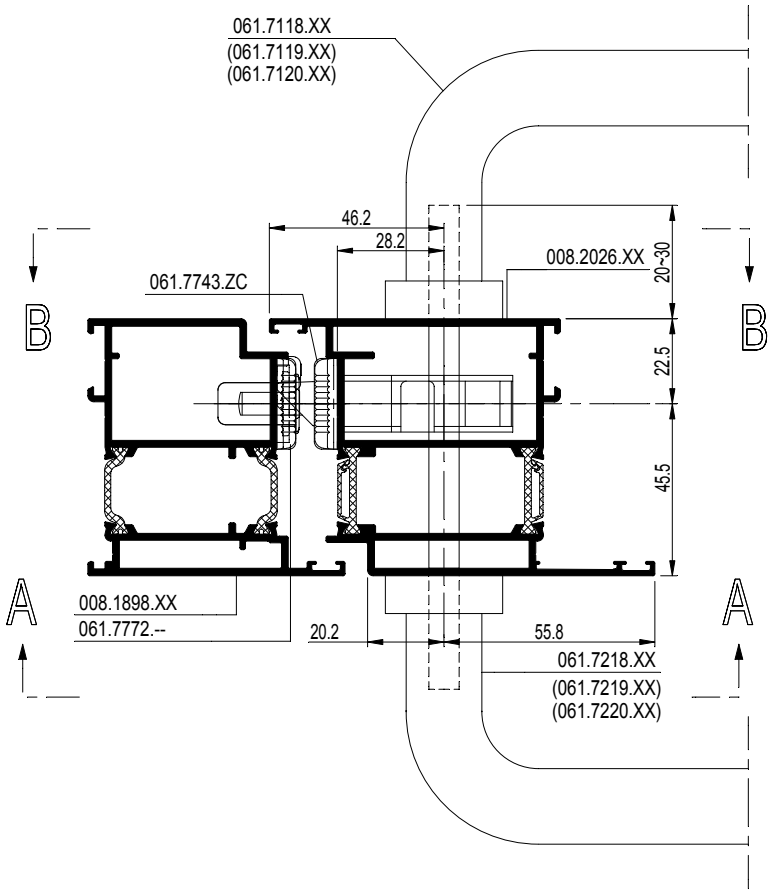

D0078330

CS 77

UITFREZING DEURKRUKKEN WILKA
FRAISAGE BEQUILLES WILKA
MILLING DOOR HANDLES WILKA
AUSFRAESUNG TUERDRUECKER WILKA

REYNAERS aluminium

A - A

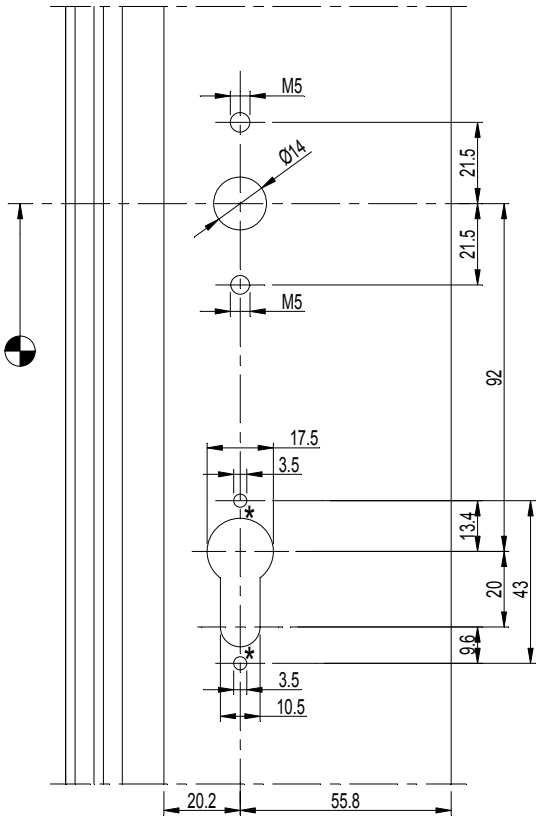

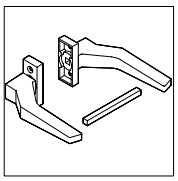

DEURKRUK BEQUILLE DOOR HANDLE TUERDRUECKER	
061.7230.XX 061.7231.XX 061.7240.XX 061.7242.XX 061.7250.XX	* 2 x gat M5 * 2 x forage M5 * 2 x hole M5 * 2 x Bohrung M5 als 061.6968.XX si 061.6968.XX if 061.6968.XX wenn 061.6968.XX
FBmin = 900mm	

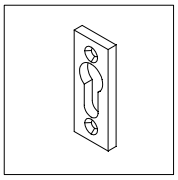

B - B

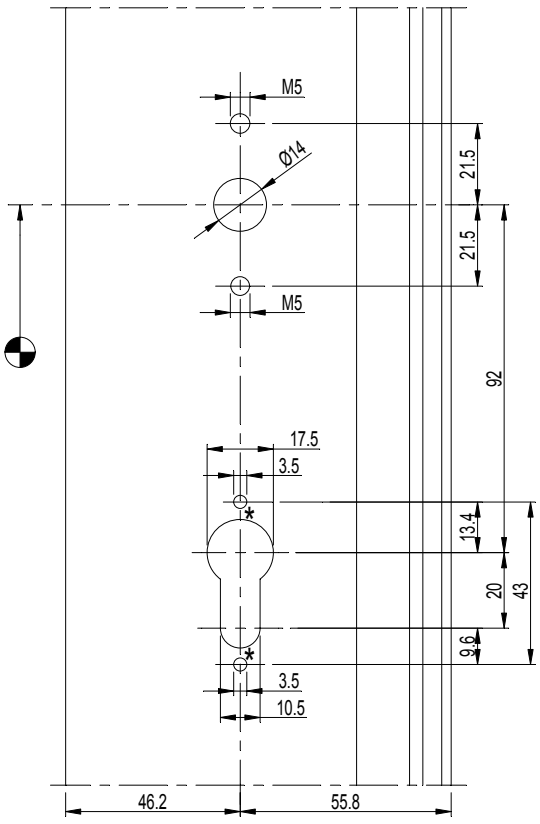

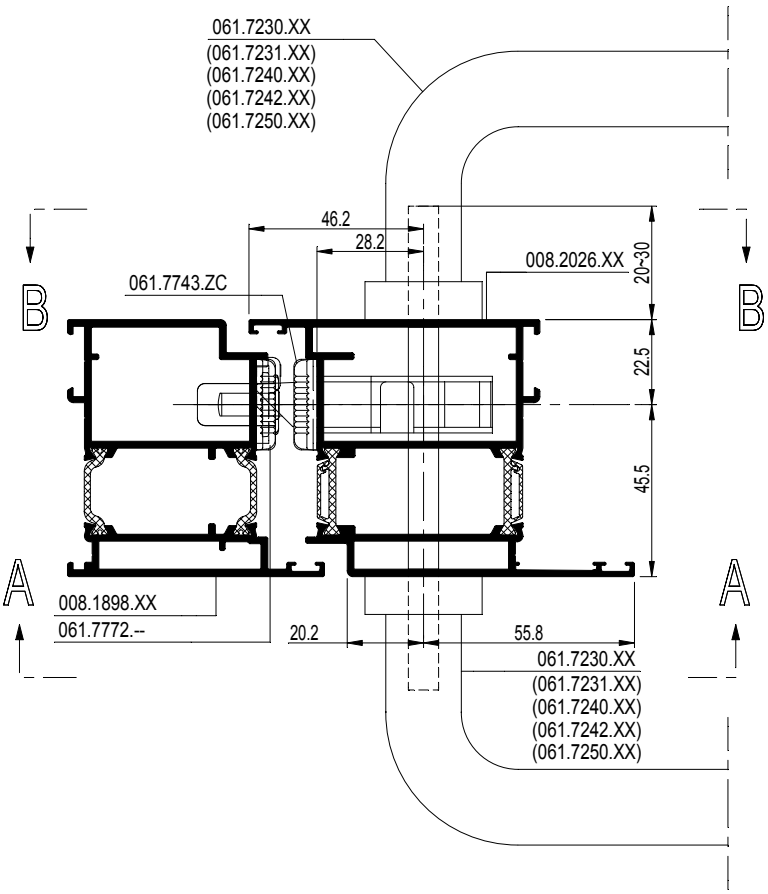

D0078332

CS 77

UITFREZING DEURTREKKER WILKA
FRAISAGE POIGNEE DE TIRAGE WILKA
MILLING PULL HANDLE WILKA
AUSFRAESUNG STOSSGRIFF WILKA

REYNAERS aluminium

A - A

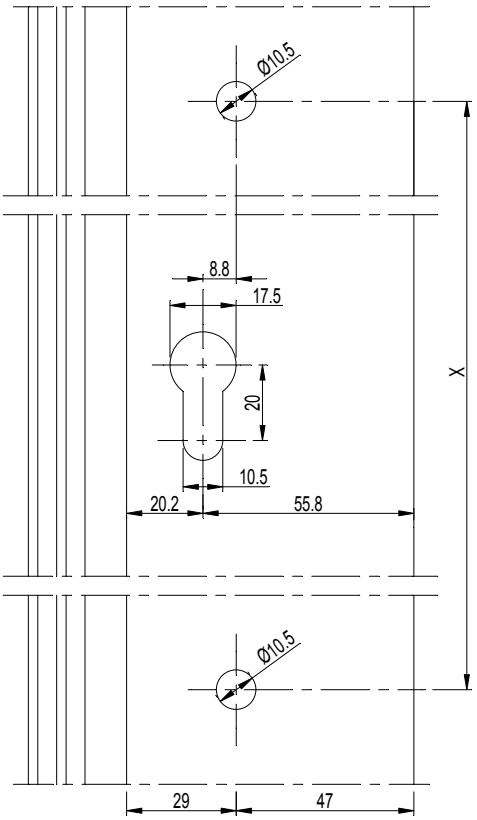

DEURTREKKER (dubbele bevestiging)
POIGNEE DE TIRAGE (fixation double)
PULL HANDLE (Double fixations)
STOSSGRIFF (Doppelbefestigung)

	X
061.7501.--	300mm
061.7503.--	500mm
061.7505.--	300mm
061.7507.--	650mm
061.7509.--	300mm
061.7511.--	500mm
061.7513.--	300mm
061.7515.--	650mm
061.7517.--	300mm
061.7519.--	400mm

FBmin = 900mm

* CAUTION: USE ONLY ON T-PROFILE !



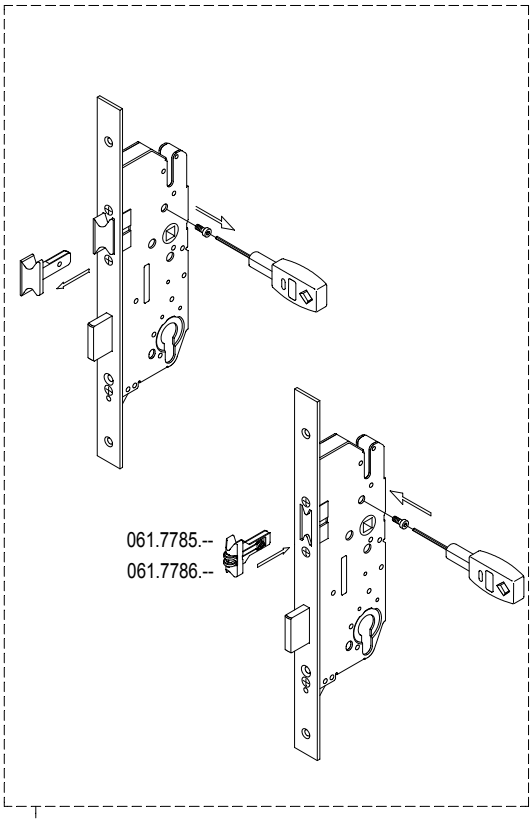

B - B

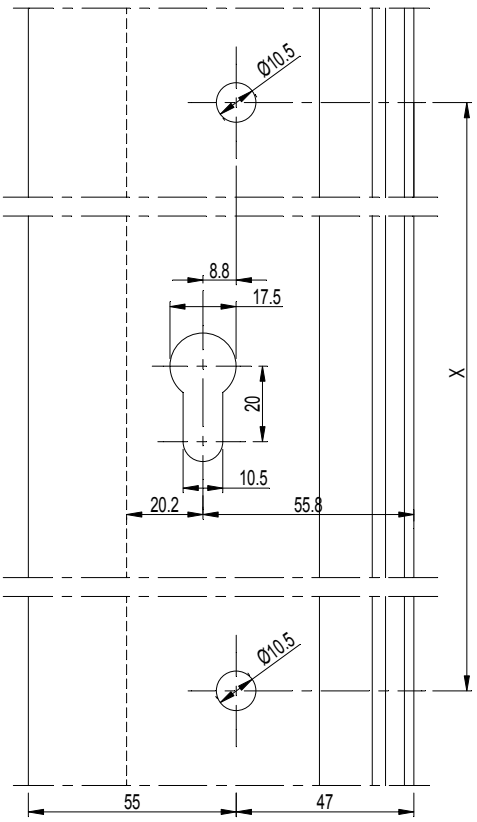

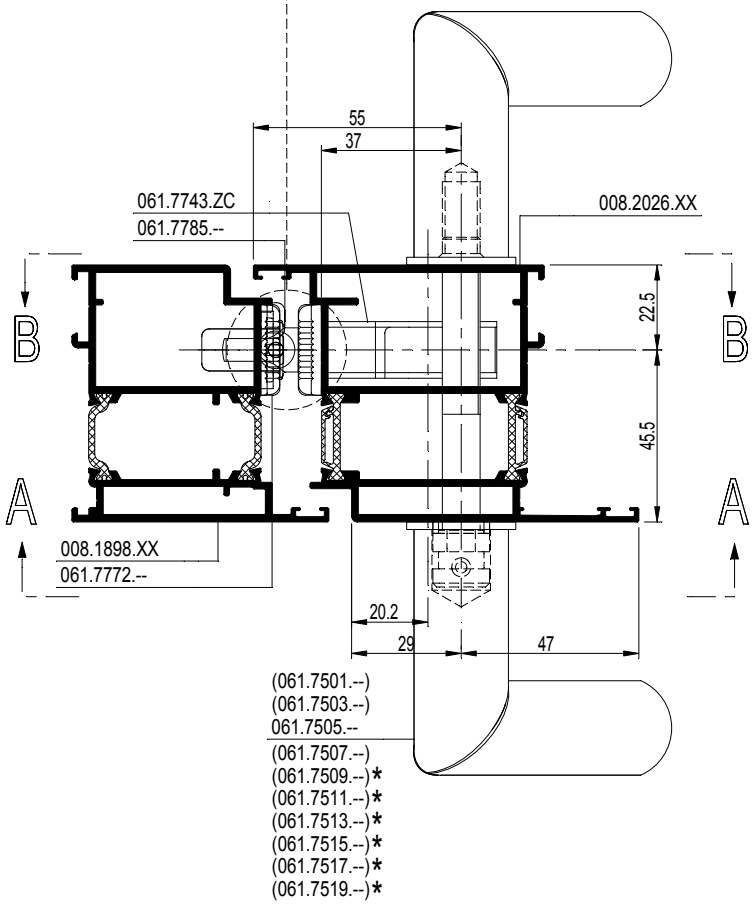

D0078332

CS 77

UITFREZING DEURTREKKER WILKA
FRAISAGE POIGNEE DE TIRAGE WILKA
MILLING PULL HANDLE WILKA
AUSFRAESUNG STOSSGRIFF WILKA

REYNAERS aluminium

A - A

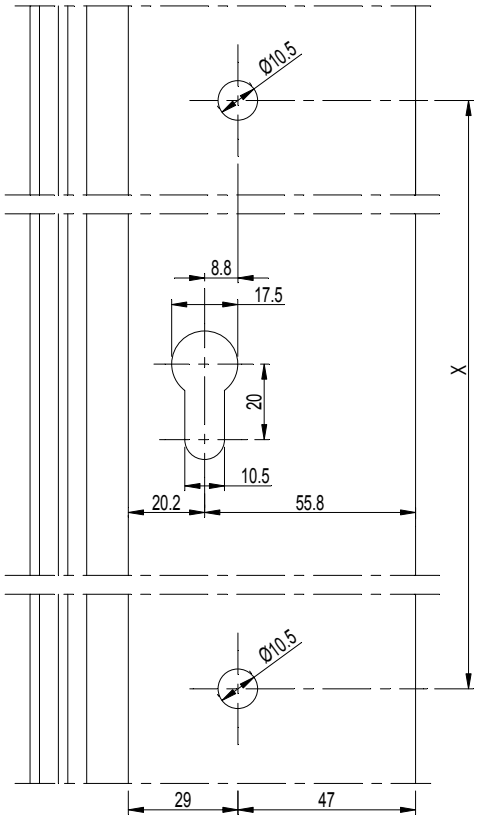

DEURTREKKER (enkele bevestiging) POIGNEE DE TIRAGE (fixation simple) PULL HANDLE (single fixation) STOSSGRIFF (Einzelbefestigung)	
	X
061.7500.--	300mm
061.7502.--	500mm
061.7504.--	300mm
061.7506.--	650mm
061.7508.--	300mm
061.7510.--	500mm
061.7512.--	300mm
061.7514.--	650mm
061.7516.--	300mm
061.7518.--	400mm
FBmin = 900mm	

* CAUTION: USE ONLY ON T-PROFILE !

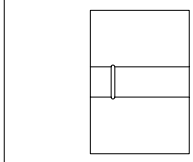

B - B

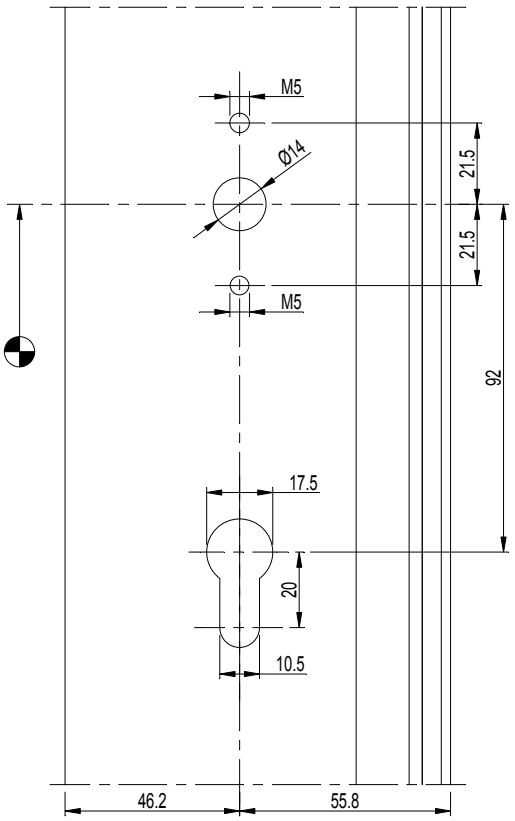

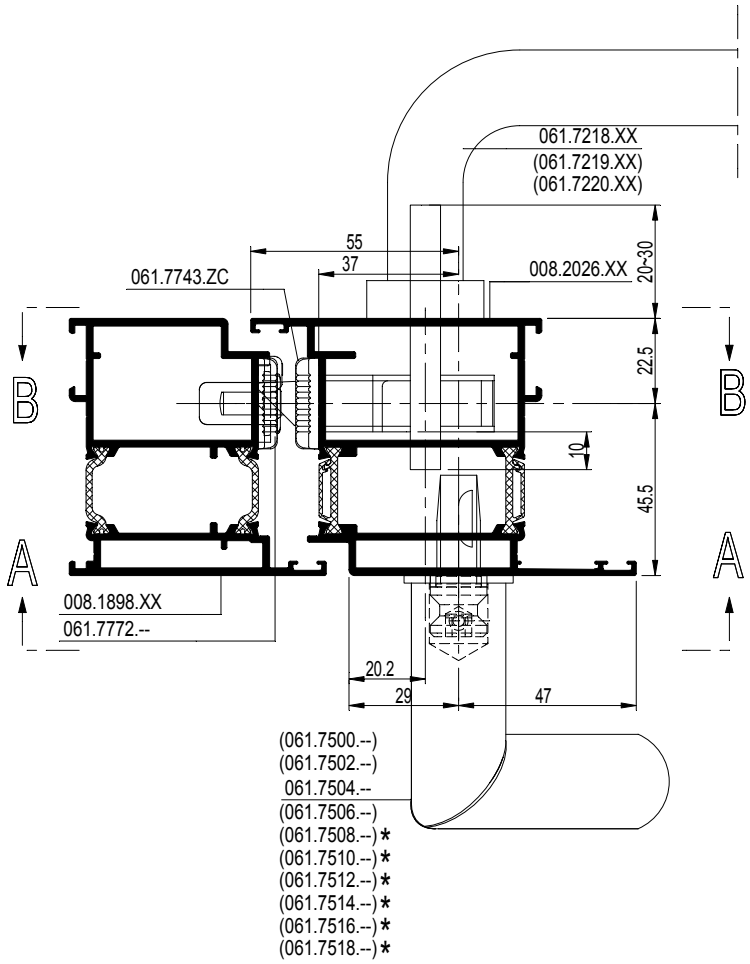

D0078334

A - A

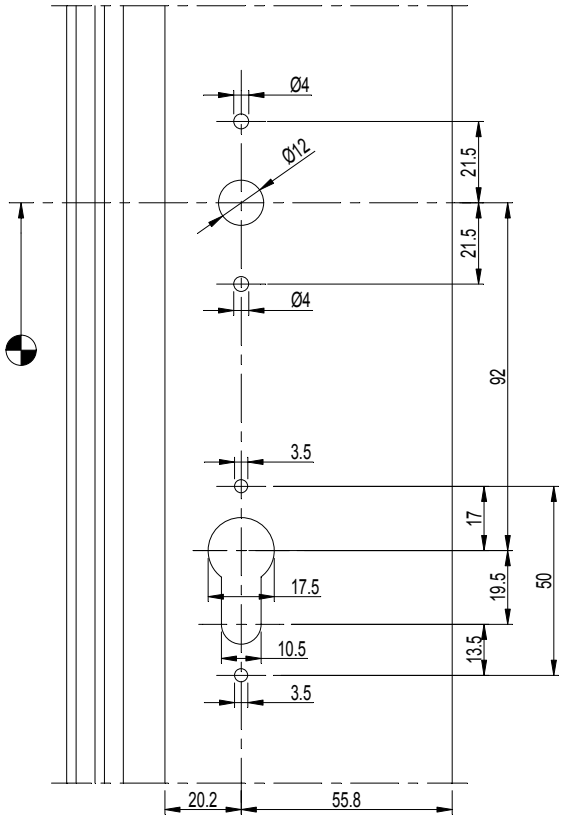

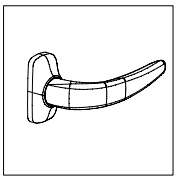

DEURKRUK BEQUILLE DOOR HANDLE TUERDRUECKER
061.7229.XX
FBmin = 900mm

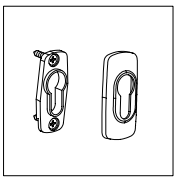

B - B

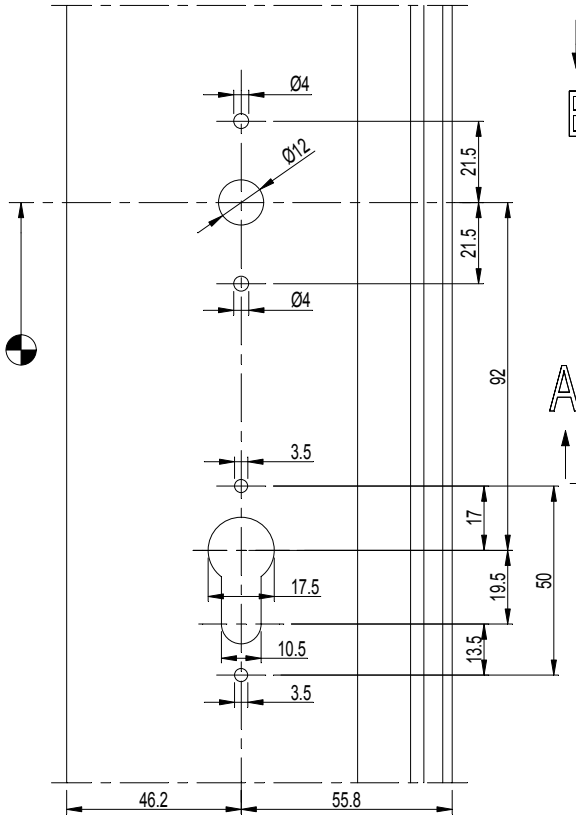

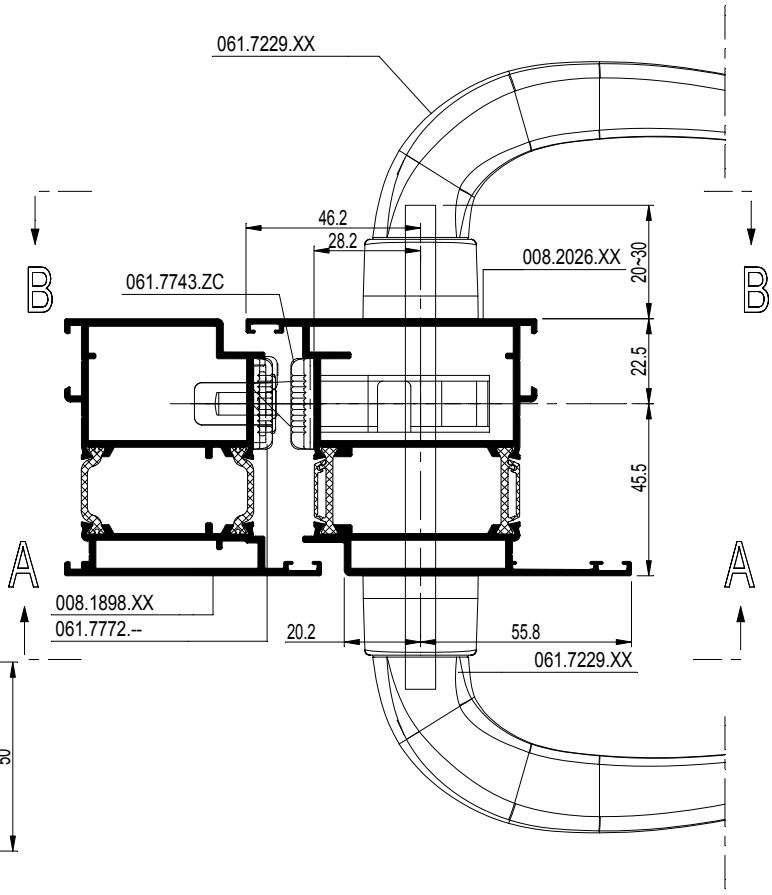

D0078334

CS 68

UITFREZING CILINDERPLATEN VOOR SLOT
FRAISAGE ECUSSONS POUR FERMETURE
MILLING CYLINDER COVERS FOR LOCK
AUSFRAESUNG ROSETTE FUER SCHLOSS

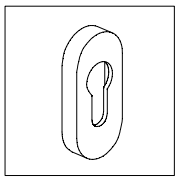

061.6968.XX

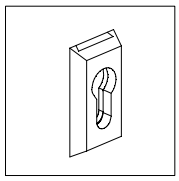

061.6969.XX

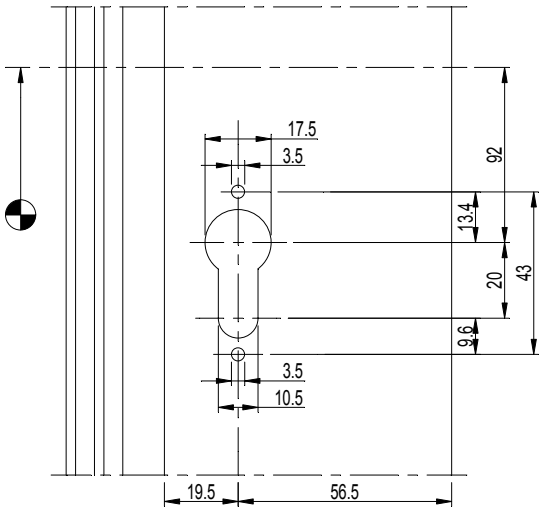

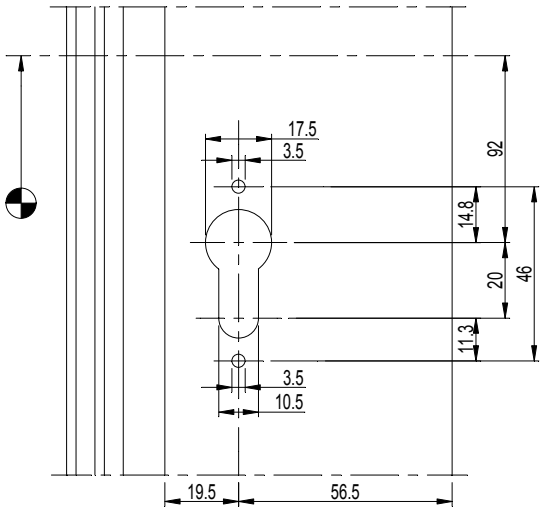

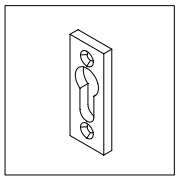

061.6970.XX

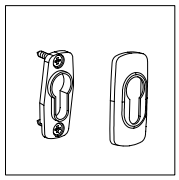

061.6976.XX

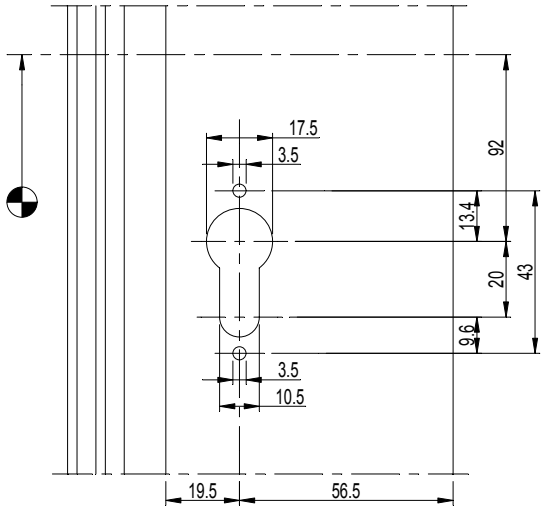

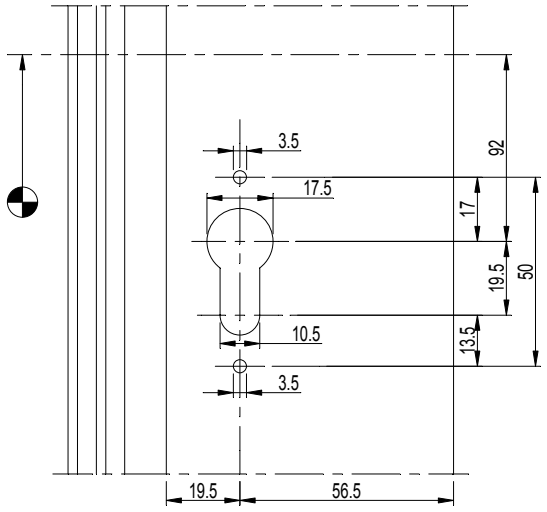

D0078335

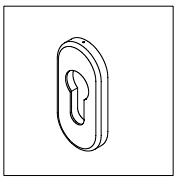

061.6433.XX

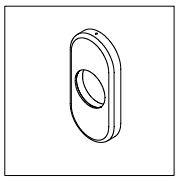

061.6434.XX

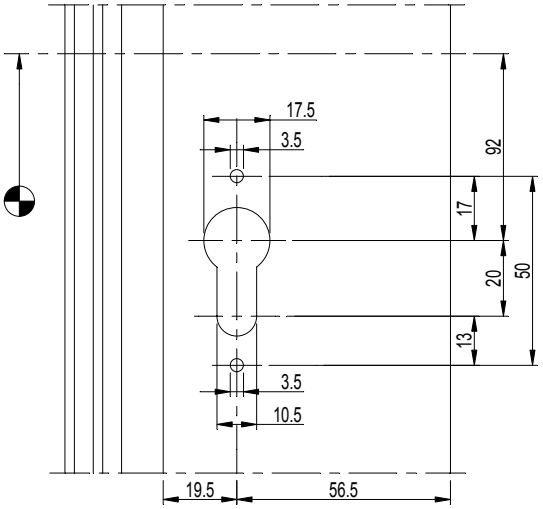

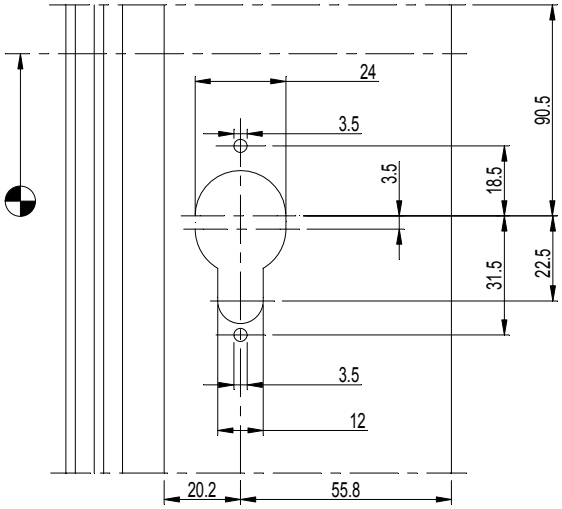

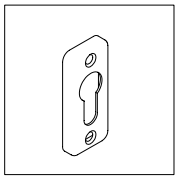

061.7640.17

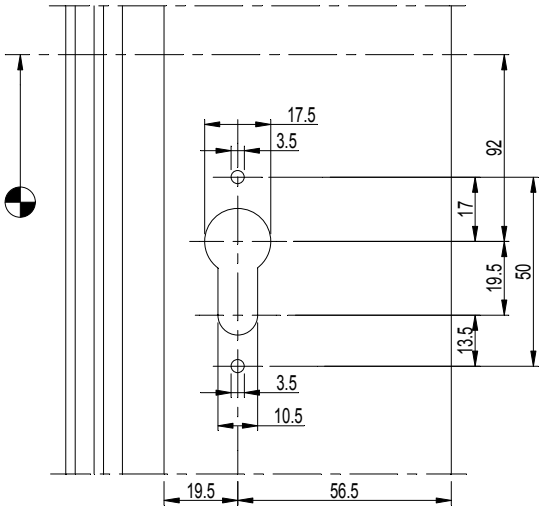

D0078335

☞ 13.F....	STIFT DEURKRUK TIGE BEQUILLE SPINDLE DOOR HANDLE STIFT TUERDRUECKER				
	ECO CS59	CS68	CS77	CS86-HI	CS38-SL
VLAKKE DEUR (DEURKRUK BINNEN) PORTE PLANE (BEQUILLE INTERIEUR) FLUSH DOOR (DOOR HANDLE INSIDE) FLACHE TUER (TUERDRUECKER INNEN)	061.7092.--	061.7092.--	061.7092.--	061.7092.--	
RAAMDEUR (DEURKRUK BINNEN) PORTE-FENETRE (BEQUILLE INTERIEUR) WINDOW DOOR (DOOR HANDLE INSIDE) FENSTER TUER (TUERDRUECKER INNEN)	061.7092.--	061.7092.--	061.7092.--	061.7092.--	061.7092.--
VLAKKE DEUR (DEURKRUK BINNEN/BUITEN) PORTE PLANE (BEQUILLE INT./EXT.) FLUSH DOOR (DOOR HANDLE INSIDE/OUTSIDE) FLACHE TUER (TUERDRUECKER INNEN/AUSSEN)	061.7092.--	061.7092.--	061.7093.--	061.7099.--	
RAAMDEUR (DEURKRUK BINNEN/BUITEN) PORTE-FENETRE (BEQUILLE INT./EXT.) WINDOW DOOR (DOOR HANDLE INSIDE/OUTSIDE) FENSTER TUER (TUERDRUECKER INNEN/AUSSEN)	061.7092.--	061.7093.--	061.7099.--	061.7099.--	061.7093.--

☞ 13.F....	BEVESTIGINGSSET DEURTREKKER SET DE FIXATION POIGNEE DE TIRAGE FIXATION SET PULL HANDLE BEFESTIGUNGSSATZ STOSSGRIFF				
	ECO CS59	CS68	CS77	CS86-HI	CS38-SL
VLAKKE DEUR (45° DEURTREKKER BUITEN) PORTE PLANE (45° POIGNEE DE TIRAGE EXTERIEUR) FLUSH DOOR (45° PULL HANDLE OUTSIDE) FLACHE TUER (45° STOSSGRIFF AUSSEN)	061.7529.--	061.7529.--	061.7529.--	061.7529.--	
RAAMDEUR (45° DEURTREKKER BUITEN) PORTE-FENETRE (45° POIGNEE DE TIRAGE EXTERIEUR) WINDOW DOOR (45° PULL HANDLE OUTSIDE) FENSTER TUER (45° STOSSGRIFF AUSSEN)	061.7529.--	061.7529.--	061.7529.--	061.7529.--	061.7529.--
VLAKKE DEUR (90° DEURTREKKER BUITEN) PORTE PLANE (90° POIGNEE DE TIRAGE EXTERIEUR) FLUSH DOOR (90° PULL HANDLE OUTSIDE) FLACHE TUER (90° STOSSGRIFF AUSSEN)	061.7530.--	061.7530.--	061.7530.--	061.7530.--	
RAAMDEUR (90° DEURTREKKER BUITEN) PORTE-FENETRE (90° POIGNEE DE TIRAGE EXTERIEUR) WINDOW DOOR (90° PULL HANDLE OUTSIDE) FENSTER TUER (90° STOSSGRIFF AUSSEN)	061.7530.--	061.7530.--	061.7530.--	061.7530.--	061.7530.--

☞ 13.F.... * 2 X ENKELE DEURTREKKER GEBRUIKEN EMPLOI DE 2 X POIGNEE DE TIRAGE SIMPLE USE 2 X SINGLE DOOR PULL 2 X EINFACHE STOSSGRIFF ANWENDEN	BEVESTIGINGSSET DEURTREKKER SET DE FIXATION POIGNEE DE TIRAGE FIXATION SET PULL HANDLE BEFESTIGUNGSSATZ STOSSGRIFF				
	ECO CS59	CS68	CS77	CS86-HI	CS38-SL
VLAKKE DEUR (45° DEURTREKKER BINNEN/BUITEN) PORTE PLANE (45° POIGNEE DE TIRAGE INT./EXT.) FLUSH DOOR (45° PULL HANDLE INSIDE/OUTSIDE) FLACHE TUER (45° STOSSGRIFF INNEN/AUSSEN)	061.7527.--	061.7528.--	061.7526.--	* 2 x 061.7529.--	
RAAMDEUR (45° DEURTREKKER BINNEN/BUITEN) PORTE-FENETRE (45° POIGNEE DE TIRAGE INT./EXT.) WINDOW DOOR (45° PULL HANDLE INSIDE/OUTSIDE) FENSTER TUER (45° STOSSGRIFF INNEN/AUSSEN)	061.7528.--	061.7526.--	* 2 x 061.7529.--	* 2 x 061.7529.--	061.7528.--
VLAKKE DEUR (90° DEURTREKKER BINNEN/BUITEN) PORTE PLANE (90° POIGNEE DE TIRAGE INT./EXT.) FLUSH DOOR (90° PULL HANDLE INSIDE/OUTSIDE) FLACHE TUER (90° STOSSGRIFF INNEN/AUSSEN)	061.7534.--	061.7534.--	061.7531.--	061.7531.--	
RAAMDEUR (90° DEURTREKKER BINNEN/BUITEN) PORTE-FENETRE (90° POIGNEE DE TIRAGE INT./EXT.) WINDOW DOOR (90° PULL HANDLE INSIDE/OUTSIDE) FENSTER TUER (90° STOSSGRIFF INNEN/AUSSEN)	061.7534.--	061.7531.--	061.7531.--	* 2 x 061.7530.--	061.7531.--

D0078378

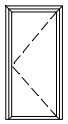

061.7118.XX 061.7121.XX
061.7119.XX 061.7122.XX
061.7120.XX 061.7123.XX

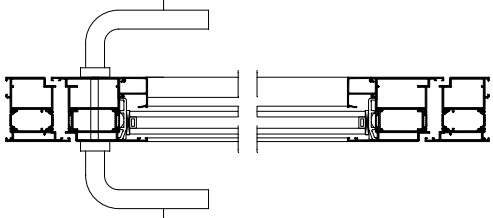

061.7218.XX 061.7221.XX
061.7219.XX 061.7222.XX
061.7220.XX 061.7223.XX

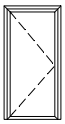

061.7218.XX 061.7221.XX
061.7219.XX 061.7222.XX
061.7220.XX 061.7223.XX

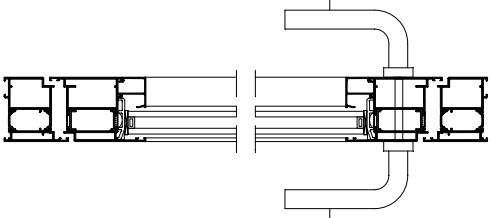

061.7118.XX 061.7121.XX
061.7119.XX 061.7122.XX
061.7120.XX 061.7123.XX

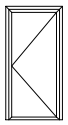

061.7118.XX 061.7121.XX
061.7119.XX 061.7122.XX
061.7120.XX 061.7123.XX

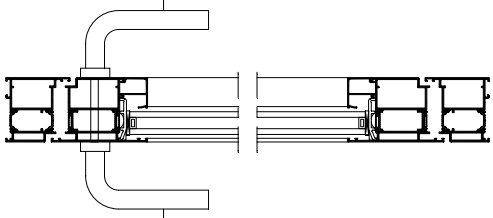

061.7218.XX 061.7221.XX
061.7219.XX 061.7222.XX
061.7220.XX 061.7223.XX

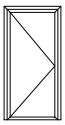

061.7218.XX 061.7221.XX
061.7219.XX 061.7222.XX
061.7220.XX 061.7223.XX

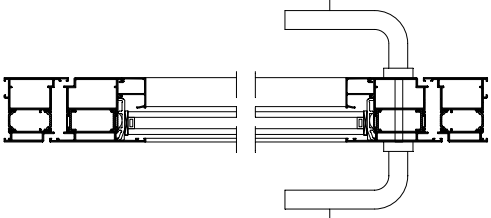

061.7118.XX 061.7121.XX
061.7119.XX 061.7122.XX
061.7120.XX 061.7123.XX

D0078378

CS 77

OVERZICHT SLOTEN RAAMDEUREN SOBINCO
APERCU SERRURES FENETRES-PORTES SOBINCO
OVERVIEW LOCKS WINDOW-DOORS SOBINCO
UEBERSICHT SCHLOESSER FENSTERTUREN SOBINCO

REYNAERS aluminium

									061.7168.--		061.7168.--	
1	1x 2		1x	061.7652.ZC	1x	061.7652.ZC	1x	061.7652.ZC	1x	061.7652.ZC
		A	1x	061.7703.--	1x	061.7703.--	1x	061.7703.--	1x	061.7703.--
		B	1x	061.7704.--	1x	061.7704.--	1x	061.7704.--	1x	061.7704.--
		C DIN L	1x	061.6280.--	1x	061.6280.--	1x	061.6280.--	1x	061.6280.--
		C DIN R	1x	061.6281.--	1x	061.6281.--	1x	061.6281.--	1x	061.6281.--
		E	1x	061.7690.17	1x	061.7690.17	1x	061.7690.17	1x	061.7690.17
	1x 2							Zie F-pagina's / Voire F-pages / See F-pages / Siehe F-Seiten		
1 ●	1x 2		1x	061.7653.ZC	1x	061.7653.ZC	1x	061.7653.ZC	1x	061.7653.ZC
		A	1x	061.7703.--	1x	061.7703.--	1x	061.7703.--	1x	061.7703.--
		B	1x	061.7704.--	1x	061.7704.--	1x	061.7704.--	1x	061.7704.--
		C DIN L								
		C DIN R								
		E	1x	061.7690.17	1x	061.7690.17	1x	061.7690.17	1x	061.7690.17
	1x 2							Zie F-pagina's / Voire F-pages / See F-pages / Siehe F-Seiten		
5	1x 2		1x	061.7456.ZC	1x	061.7456.ZC	1x	061.7456.ZC	1x	061.7456.ZC
		A	1x	061.7703.--	1x	061.7703.--	1x	061.7703.--	1x	061.7703.--
			2x	061.7698.--	2x	061.7698.--	2x	061.7698.--	2x	061.7698.--
		B	1x	061.7704.--	1x	061.7704.--	1x	061.7704.--	1x	061.7704.--
			2x	061.7699.--	2x	061.7699.--	2x	061.7699.--	2x	061.7699.--
		C DIN L	1x	061.6280.--	1x	061.6280.--	1x	061.6280.--	1x	061.6280.--
		C DIN R	1x	061.6281.--	1x	061.6281.--	1x	061.6281.--	1x	061.6281.--
		C	2x	061.7699.--	2x	061.7699.--	2x	061.7699.--	2x	061.7699.--
		D	1x	061.7705.--	1x	061.7705.--	1x	061.7705.--	1x	061.7705.--
		E	1x	061.7690.17	1x	061.7690.17	1x	061.7690.17	1x	061.7690.17
		E DIN L	2x	061.7633.17	2x	061.7633.17	2x	061.7633.17	2x	061.7633.17
		E DIN R	2x	061.7632.17	2x	061.7632.17	2x	061.7632.17	2x	061.7632.17
	1x 2							Zie F-pagina's / Voire F-pages / See F-pages / Siehe F-Seiten		
5 ●	1x 2		1x	061.7457.ZC	1x	061.7457.ZC	1x	061.7457.ZC	1x	061.7457.ZC
		A	1x	061.7703.--	1x	061.7703.--	1x	061.7703.--	1x	061.7703.--
			2x	061.7698.--	2x	061.7698.--	2x	061.7698.--	2x	061.7698.--
		B	1x	061.7704.--	1x	061.7704.--	1x	061.7704.--	1x	061.7704.--
			2x	061.7699.--	2x	061.7699.--	2x	061.7699.--	2x	061.7699.--
		C DIN L								
		C DIN R								
		C								
		D	1x	061.7705.--	1x	061.7705.--	1x	061.7705.--	1x	061.7705.--
		E	1x	061.7690.17	1x	061.7690.17	1x	061.7690.17	1x	061.7690.17
		E DIN L	2x	061.7633.17	2x	061.7633.17	2x	061.7633.17	2x	061.7633.17
		E DIN R	2x	061.7632.17	2x	061.7632.17	2x	061.7632.17	2x	061.7632.17
	1x 2							Zie F-pagina's / Voire F-pages / See F-pages / Siehe F-Seiten		
5	1x 2		1x	061.7456.ZC	1x	061.7456.ZC	1x	061.7456.ZC	1x	061.7456.ZC
		A	1x	061.7703.--	1x	061.7703.--	1x	061.7703.--	1x	061.7703.--
			2x	061.7698.--	2x	061.7698.--	2x	061.7698.--	2x	061.7698.--
		B	1x	061.7704.--	1x	061.7704.--	1x	061.7704.--	1x	061.7704.--
			2x	061.7699.--	2x	061.7699.--	2x	061.7699.--	2x	061.7699.--
		C DIN L	1x	061.6280.--	1x	061.6280.--	1x	061.6280.--	1x	061.6280.--
		C DIN R	1x	061.6281.--	1x	061.6281.--	1x	061.6281.--	1x	061.6281.--
		C	2x	061.7699.--	2x	061.7699.--	2x	061.7699.--	2x	061.7699.--
		D	1x	061.7706.--	1x	061.7706.--	1x	061.7706.--	1x	061.7706.--
		E	1x	061.7690.17	1x	061.7690.17	1x	061.7690.17	1x	061.7690.17
		E DIN L	2x	061.7633.17	2x	061.7633.17	2x	061.7633.17	2x	061.7633.17
		E DIN R	2x	061.7632.17	2x	061.7632.17	2x	061.7632.17	2x	061.7632.17
	1x 2							Zie F-pagina's / Voire F-pages / See F-pages / Siehe F-Seiten		
5 ●	1x 2		1x	061.7457.ZC	1x	061.7457.ZC	1x	061.7457.ZC	1x	061.7457.ZC
		A	1x	061.7703.--	1x	061.7703.--	1x	061.7703.--	1x	061.7703.--
			2x	061.7698.--	2x	061.7698.--	2x	061.7698.--	2x	061.7698.--
		B	1x	061.7704.--	1x	061.7704.--	1x	061.7704.--	1x	061.7704.--
			2x	061.7699.--	2x	061.7699.--	2x	061.7699.--	2x	061.7699.--
		C DIN L								
		C DIN R								
		C								
		D	1x	061.7706.--	1x	061.7706.--	1x	061.7706.--	1x	061.7706.--
		E	1x	061.7690.17	1x	061.7690.17	1x	061.7690.17	1x	061.7690.17
		E DIN L	2x	061.7633.17	2x	061.7633.17	2x	061.7633.17	2x	061.7633.17
		E DIN R	2x	061.7632.17	2x	061.7632.17	2x	061.7632.17	2x	061.7632.17
	1x 2							Zie F-pagina's / Voire F-pages / See F-pages / Siehe F-Seiten		

D0079149

								061.7168.--		061.7168.--		
1	1 2		1x	061.7732.ZC	1x	061.7732.ZC	1x	061.7732.ZC	1x	061.7732.ZC		
		A DIN L	1x	061.7755.--	1x	061.7755.--	1x	061.7755.--	1x	061.7755.--		
		A DIN R	1x	061.7753.--	1x	061.7753.--	1x	061.7753.--	1x	061.7753.--		
	1 2											
1 *	1 2		1x	061.7747.ZC	1x	061.7747.ZC	1x	061.7747.ZC	1x	061.7747.ZC		
		A DIN L	1x	061.7755.--	1x	061.7755.--	1x	061.7755.--	1x	061.7755.--		
		A DIN R	1x	061.7753.--	1x	061.7753.--	1x	061.7753.--	1x	061.7753.--		
	1 2											
3	1 2		1x	061.7736.ZC	1x	061.7736.ZC	1x	061.7736.ZC	1x	061.7736.ZC		
		A DIN L	1x	061.7755.--	1x	061.7755.--	1x	061.7755.--	1x	061.7755.--		
		A DIN R	1x	061.7753.--	1x	061.7753.--	1x	061.7753.--	1x	061.7753.--		
		A	2x	061.7752.--	2x	061.7752.--	2x	061.7752.--	2x	061.7752.--		
	1 2											
3 *	1 2		1x	061.7748.ZC	1x	061.7748.ZC	1x	061.7748.ZC	1x	061.7748.ZC		
		A DIN L	1x	061.7755.--	1x	061.7755.--	1x	061.7755.--	1x	061.7755.--		
		A DIN R	1x	061.7753.--	1x	061.7753.--	1x	061.7753.--	1x	061.7753.--		
		A	2x	061.7752.--	2x	061.7752.--	2x	061.7752.--	2x	061.7752.--		
	1 2											

* SOFTLINE / RENAISSANCE

Slot
Serrure
Lock
Hakenschloss

1 Eénpuntsluiting met dagschieter
Fermeture à 1 point à pêne
1-Point lock with latch
Einfachverriegelung mit Falle

1 ● Eénpuntsluiting met rol
Fermeture à 1 points à rouleau
1-Point lock with roller
Einfachverriegelung mit Rolle

3 Driepuntsluiting
Fermeture à 3 points
3-Point lock
Dreifachverriegelung

5 Vijfpuntsluiting
Fermeture à 5 points
5-Point lock
Fünffachverriegelung

5 ● Vijfpuntsluiting met rol
Fermeture à 5 points à rouleau
5-Point lock with roller
Fünffachverriegelung mit Rolle

5 Vijfpuntsluiting lang
Fermeture à 5 points long
5-Point lock long
Fünffachverriegelung lang

7 Zevenpuntsluiting
Fermeture à 7 points
7-Point lock
Siebenfachverriegelung

Slotpaden
Gâches
Receivers
Schliessbleche

Elektrische deuropener
Gâche pour serrure électrique
Electric door opener
Elektrischer Türöffner

1 2 Primaire vleugel
Première vantail
First vent
Gangfleugel

1 2 Secundaire vleugel
Deuxieme vantail
Second vent
Standfleugel

D0079149

		VAR. A*	VAR. B*	VAR. C*	VAR. E*
Sobinco	061.7652.ZC	061.7703.-- or	061.7704.-- or	061.6280.-- DIN L 061.6281.-- DIN R or	061.7690.17
	061.7653.ZC	061.7703.-- or	061.7704.-- or	--- or	061.7690.17

		VAR. A*	VAR. B*	VAR. C*	VAR. D*	VAR. E*
Sobinco	061.7456.ZC	061.7703.--	061.7704.--	061.6280.-- DIN L 061.6281.-- DIN R	061.7705.--	061.7690.17
		or	or	or	or	or
H=2170		2x 061.7698.--	2x 061.7699.--	2x 061.7699.-- or 2x 061.7698.--		2 x 061.7633.17 DIN L 2 x 061.7632.17 DIN R
	061.7457.ZC	061.7703.--	061.7704.--	---	061.7705.--	061.7690.17
		or	or	or	or	or
H=2170		2x 061.7698.--	2x 061.7699.--	---		2 x 061.7633.17 DIN L 2 x 061.7632.17 DIN R

		VAR. A*	VAR. B*	VAR. C*	VAR. D*	VAR. E*
Sobinco	061.7356.ZC	061.7703.--	061.7704.--	061.6280.-- DIN L 061.6281.-- DIN R	061.7706.--	061.7690.17
		or	or	or	or	or
H=2370**		2x 061.7698.--	2x 061.7699.--	2x 061.7699.-- or 2x 061.7698.--		2 x 061.7633.17 DIN L 2 x 061.7632.17 DIN R
	061.7357.ZC	061.7703.--	061.7704.--	---	061.7706.--	061.7690.17
		or	or	or	or	or
H=2370**		2x 061.7698.--	2x 061.7699.--	---		2 x 061.7633.17 DIN L 2 x 061.7632.17 DIN R

*****

Var. A,B,C en D te gebruiken bij alle raamdeuren behalve bij vleugelprofiel 00X.1402.XX, 00X.1492.XX, 00X.1412.XX en 00X.1421.XX.
Var. E enkel te gebruiken bij raamdeuren met vleugelprofiel 00X.1402.XX, 00X.1492.XX, 00X.1412.XX en 00X.1421.XX.
Var. A, B, C et D à employer pour toutes portes-fenêtres sauf les ouvrants fenêtre 00X.1402.XX, 00X.1492.XX, 00X.1412.XX en 00X.1421.XX.
Var. E seulement à employer pour portes-fenêtres avec ouvrants 00X.1402.XX, 00X.1492.XX, 00X.1412.XX en 00X.1421.XX.
Var. A, B, C and D to be applied for all window doors except window vents 00X.1402.XX, 00X.1492.XX, 00X.1412.XX en 00X.1421.XX.
Var. E only to be applied for window doors with vent profiles 00X.1402.XX, 00X.1492.XX, 00X.1412.XX en 00X.1421.XX.
Var. A, B, C und D anzuwenden für alle Fenstertüren außer den Flügelprofilen 00X.1402.XX, 00X.1492.XX, 00X.1412.XX en 00X.1421.XX.
Var. E nur anzuwenden für Fenstertüren mit Flügelprofilen 00X.1402.XX, 00X.1492.XX, 00X.1412.XX en 00X.1421.XX.

******

VOOR VLEUGELHOOGTE > 2460MM.
POUR HAUTEUR D' OUVRANT > 2460MM.
FOR HEIGHT OF THE VENT > 2460MM.
FUER FLUEGELHOEHE > 2460MM.

D0077584

CS 77

UITFREZING 1-PUNTSLOT RAAMDEUR SOBINCO VAR. A
FRAISAGE FERM. A 1 P PORTE-FENETRE SOBINCO VAR. A
MILLING 1-POINT LOCK WINDOW-DOOR SOBINCO VAR. A
AUSFRAESUNG 1-FACHVER FENSTERTUER SOBINCO VAR. A

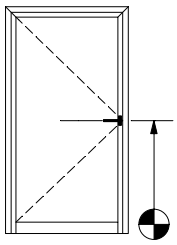

Referentiemaat
Dimension de référence
Reference dimension
Referenzmass

1	061.7652.ZC of - ou - or - oder 061.7653.ZC en - et - and - und 061.7703.-- (inox)

095.A700.00		095.A732.00	
of - ou - or - oder			
095.B300.00		095.B320.00	

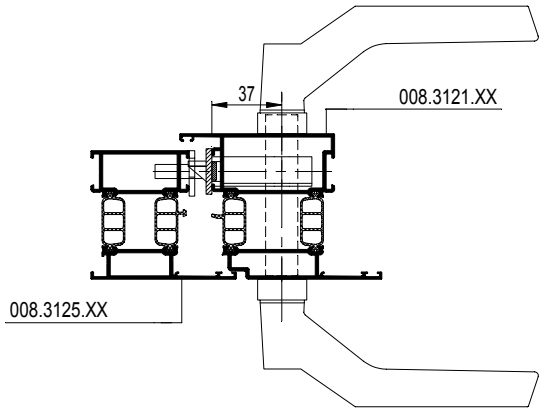

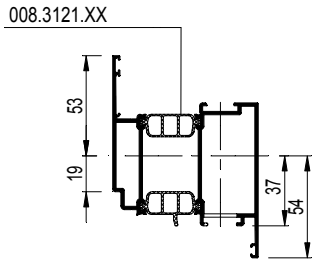

zie "uitfrezing deurkuk raamdeur Sobinco"
voire "fraisage bequille porte-fenetre Sobinco"
see "milling door handle window-door Sobinco"
siehe "Ausfräsung Türdrücker Fenstertür Sobinco"

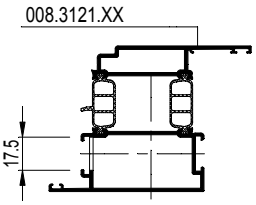

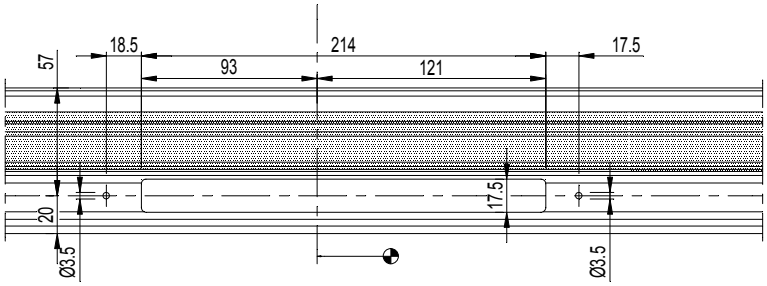

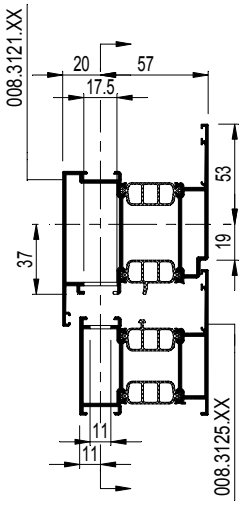

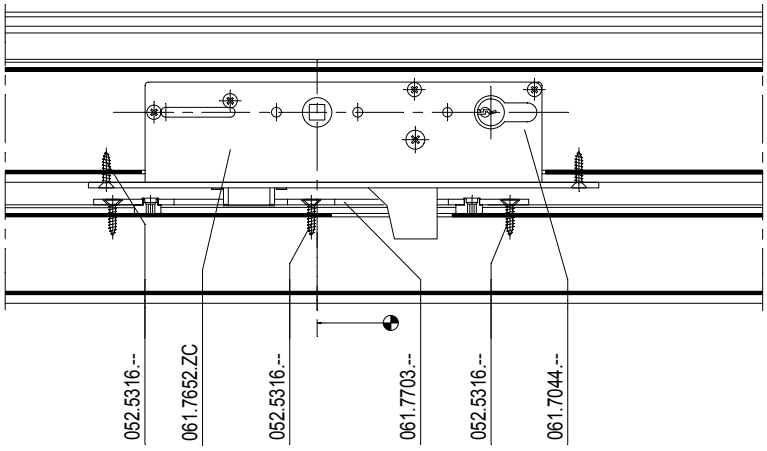

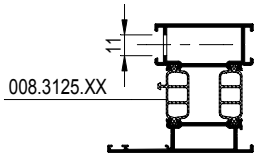

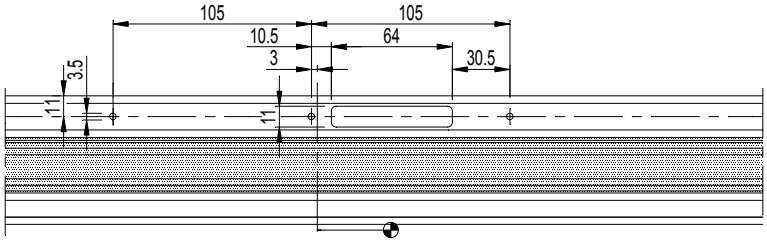

D0077584

CS 77

UITFREZING 1-PUNTSLOT RAAMDEUR SOBINCO VAR. B
FRAISAGE FERM. A 1 P PORTE-FENETRE SOBINCO VAR. B
MILLING 1-POINT LOCK WINDOW-DOOR SOBINCO VAR. B
AUSFRAESUNG 1-FACHVER FENSTERTUER SOBINCO VAR. B

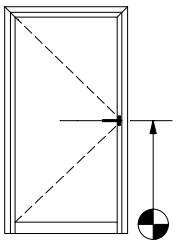

Referentiemaat
Dimension de référence
Reference dimension
Referenzmass

1	061.7652.ZC of - ou - or - oder 061.7653.ZC
	en - et - and - und 061.7704.-- (inox + zamac)

095.A700.00		095.A732.00
of - ou - or - oder		
095.B300.00		095.B320.00

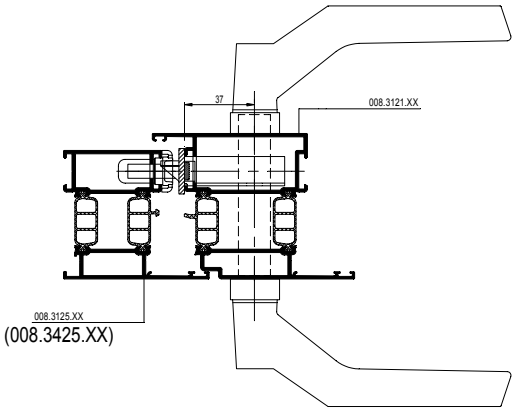

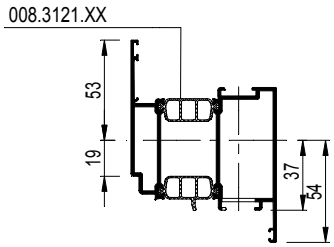

zie "uitfrezing deurkuk raamdeur Sobinco"
voire "fraisage bequille porte-fenetre Sobinco"
see "milling door handle window-door Sobinco"
siehe "Ausfräsung Türdrücker Fenstertür Sobinco"

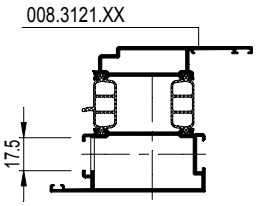

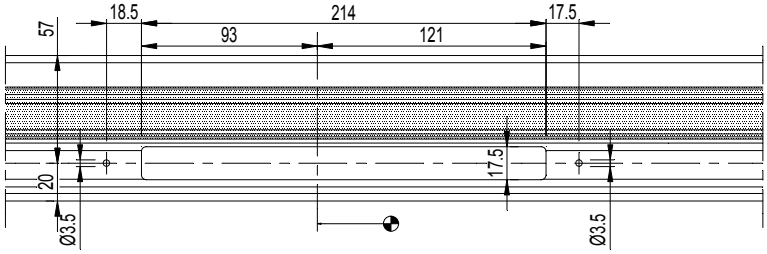

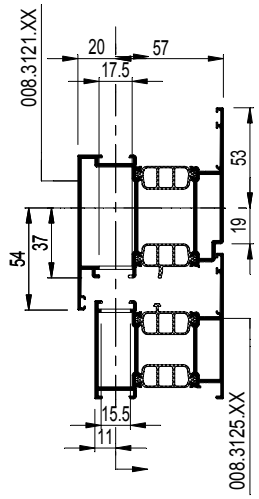

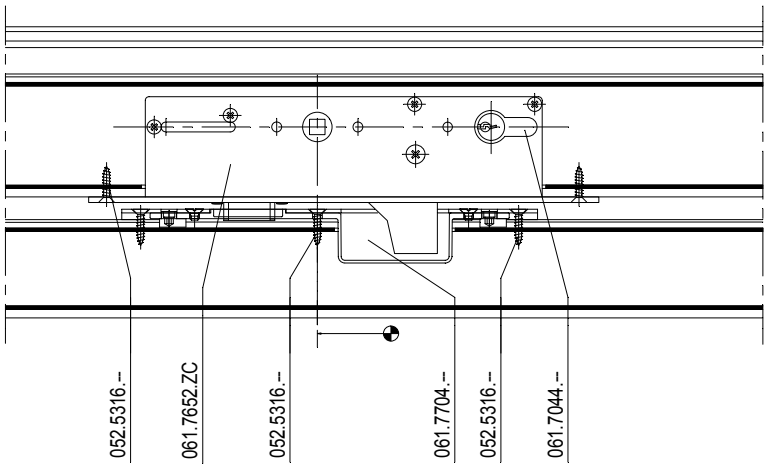

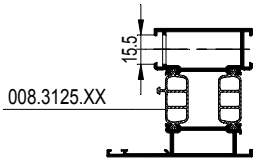

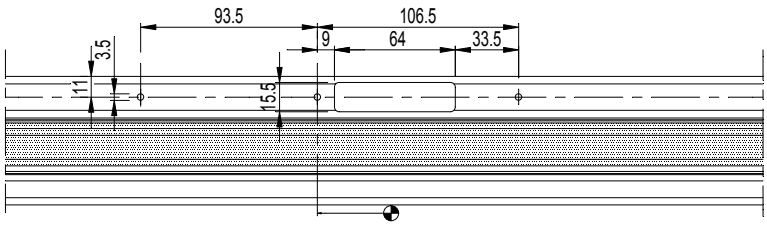

D0077585

CS 77

UITFREZING 1-PUNTSLOT SOBINCO VAR. C
FRAISAGE FERMETURE A 1 POINT SOBINCO VAR. C
MILLING 1 POINT LOCK SOBINCO VAR. C
AUSFRAESUNG 1-FACHVERRIEGELUNG SOBINCO VAR. C

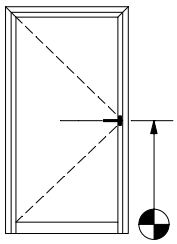

Referentiemaat
Dimension de référence
Reference dimension
Referenzmass

1	061.7652.ZC
	en - et - and - und
	061.6280.--(DIN L)
	of - ou - or - oder
	061.6281.--(DIN R)

095.A700.00		095.A732.00	
of - ou - or - oder			
095.B300.00		095.B320.00	

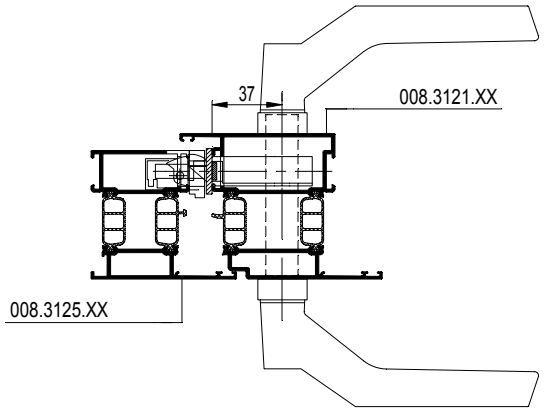

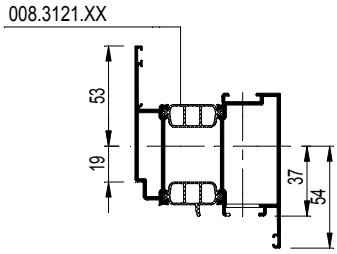

zie "uitfrezing deurkuk raamdeur Sobinco"
voire "fraisage bequille porte-fenetre Sobinco"
see "milling door handle window-door Sobinco"
siehe "Ausfräsung Türdrücker Fenstertür Sobinco"

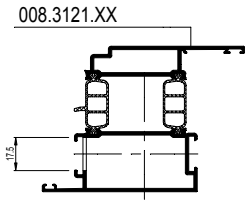

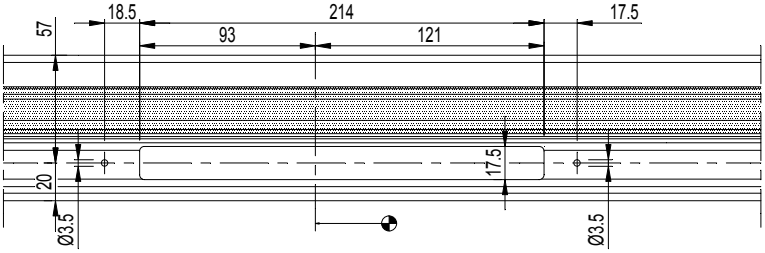

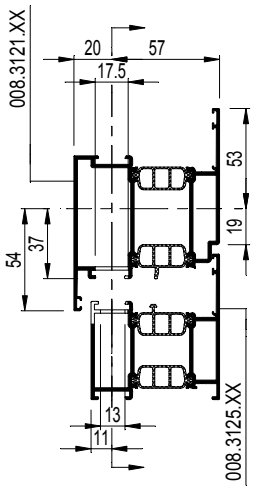

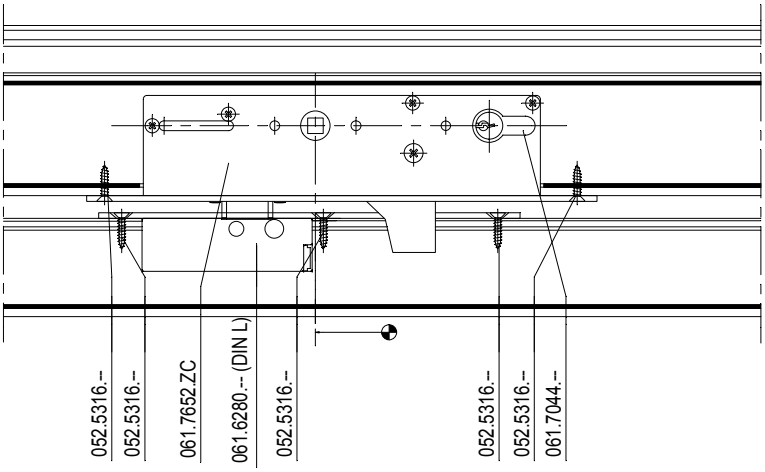

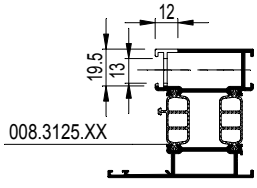

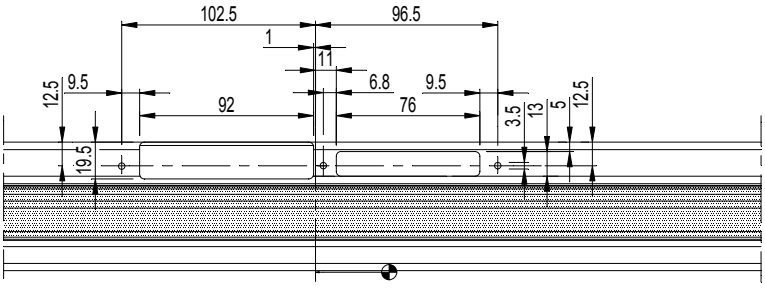

D0077585

CS 77

UITFREZING 1-PUNTSLOT RAAMDEUR SOBINCO VAR. E
FRAISAGE FERM. A 1 P PORTE-FENETRE SOBINCO VAR. E
MILLING 1-POINT LOCK WINDOW-DOOR SOBINCO VAR. E
AUSFRAESUNG 1-FACHVER FENSTERTUER SOBINCO VAR. E

REYNAERS aluminium

D0077586

CS 77

UITFREZING 1-PUNTSLOT RAAMDEUR SOBINCO VAR. E
FRAISAGE FERM. A 1 P PORTE-FENETRE SOBINCO VAR. E
MILLING 1-POINT LOCK WINDOW-DOOR SOBINCO VAR. E
AUSFRAESUNG 1-FACHVER FENSTERTUER SOBINCO VAR. E

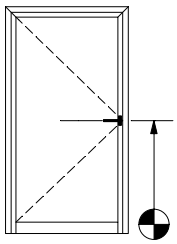

Referentiemaat
Dimension de référence
Reference dimension
Referenzmass

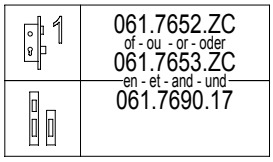

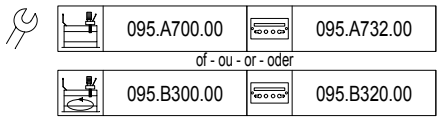

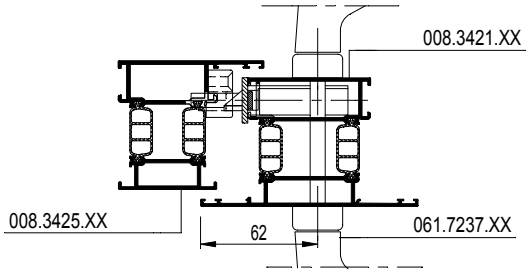

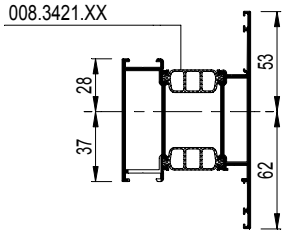

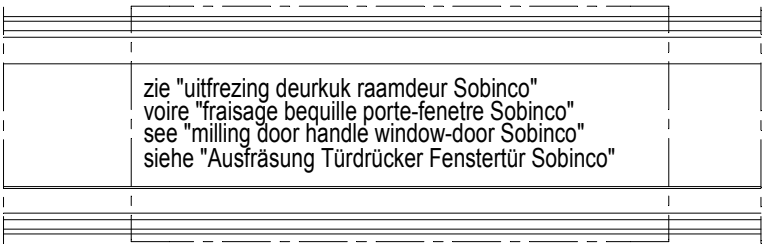

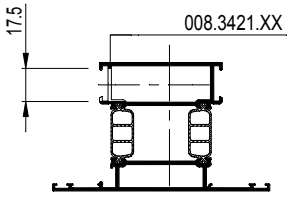

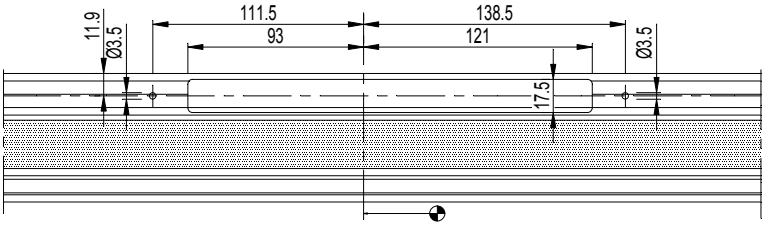

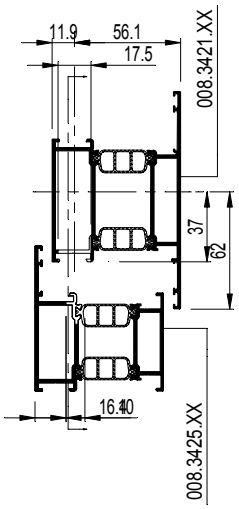

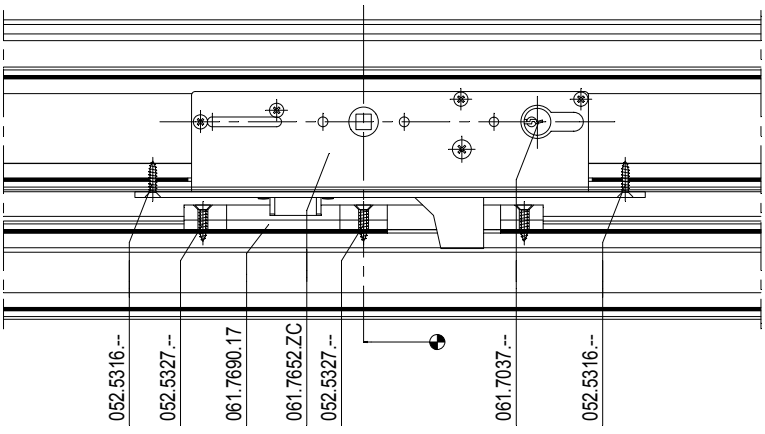

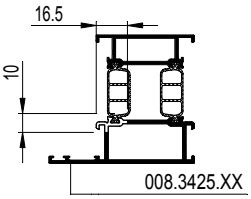

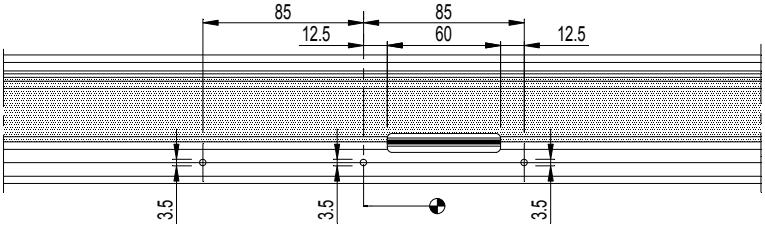

D0077586

CS 77

UITFREZING 5-PUNTSLOT RAAMDEUR SOBINCO VAR. A
FRAISAGE FERM. A 5 P PORTE-FENETRE SOBINCO VAR. A
MILLING 5 POINT LOCK WINDOW-DOOR SOBINCO VAR. A
AUSFRAESUNG 5-F VER. FENSTERTUER SOBINCO VAR. A

REYNAERS aluminium

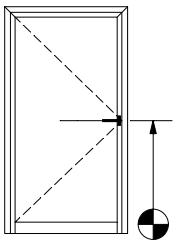

Referentiemaat
Dimension de référence
Reference dimension
Referenzmass

5	061.7456.ZC of - ou - or - oder 061.7457.ZC
	en - et - and - und 061.7704.-- (inox + zamac)
	en - et - and - und 2 x 061.7699.-- (inox + zamac)

095.A700.00		095.A731.00	
of - ou - or - oder			
095.B300.00		095.B320.00	

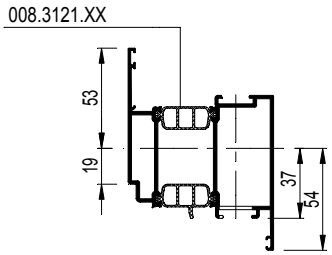



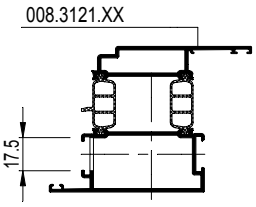

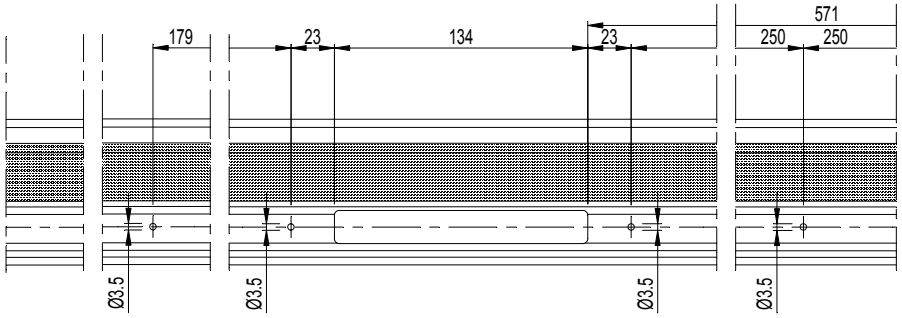

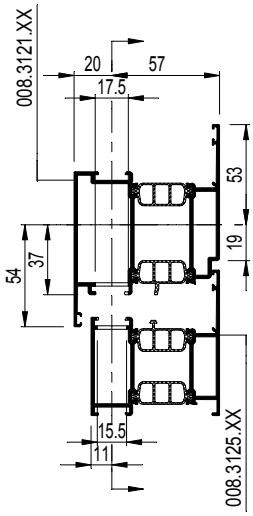

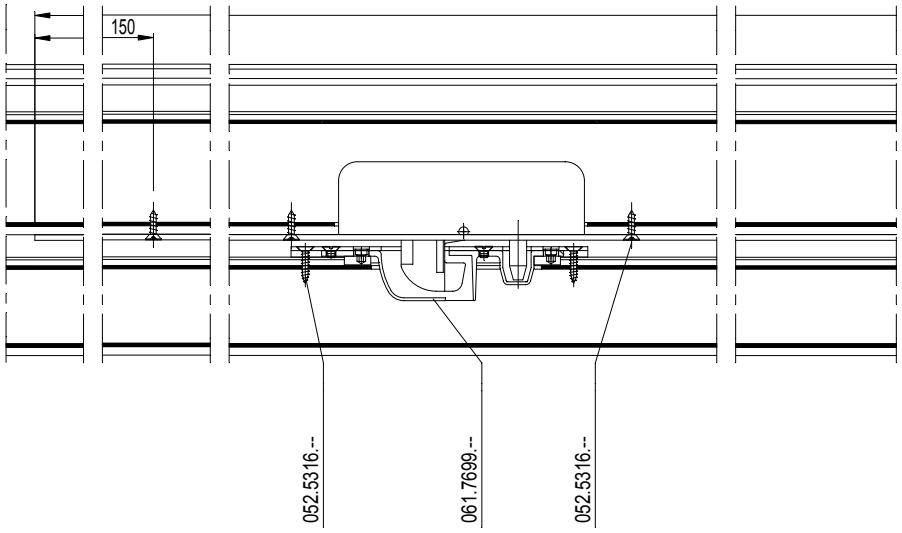

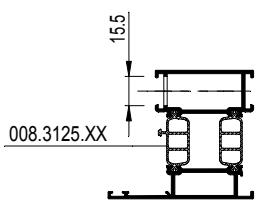

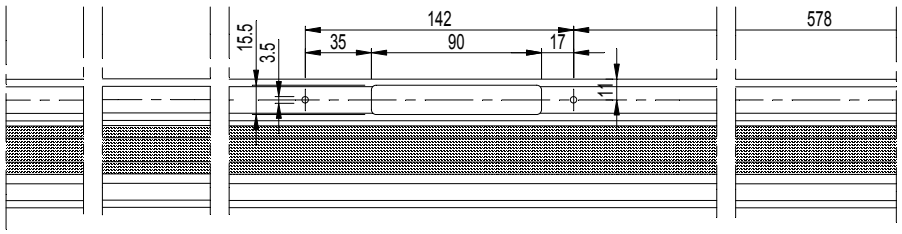

D0077587

CS 77

UITFREZING 5-PUNTSLOT RAAMDEUR SOBINCO VAR. A
FRAISAGE FERM. A 5 P PORTE-FENETRE SOBINCO VAR. A
MILLING 5 POINT LOCK WINDOW-DOOR SOBINCO VAR. A
AUSFRAESUNG 5-F VER. FENSTERTUER SOBINCO VAR. A



D0077587

CS 77

UITFREZING 5-PUNTSLOT RAAMDEUR SOBINCO VAR. B
FRAISAGE FERM. A 5 P PORTE-FENETRE SOBINCO VAR. B
MILLING 5 POINT LOCK WINDOW-DOOR SOBINCO VAR. B
AUSFRAESUNG 5-F VER. FENSTERTUER SOBINCO VAR. B

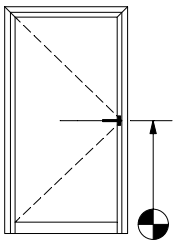

Referentiemaat
Dimension de référence
Reference dimension
Referenzmass

5	061.7456.ZC of - ou - or - oder 061.7457.ZC
	en - et - and - und 061.7703.-- (inox)
	en - et - and - und 2 x 061.7698.-- (inox)

095.A700.00		095.A731.00	
of - ou - or - oder			
095.B300.00		095.B320.00	

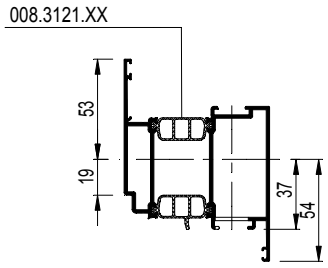



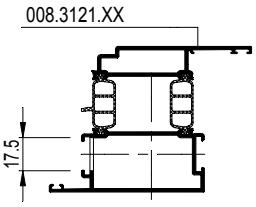

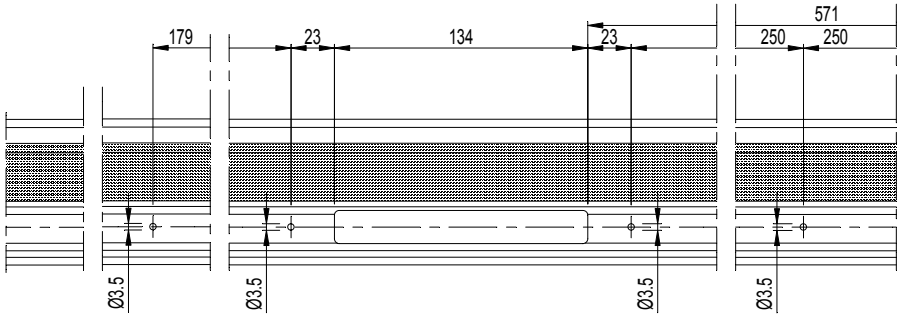

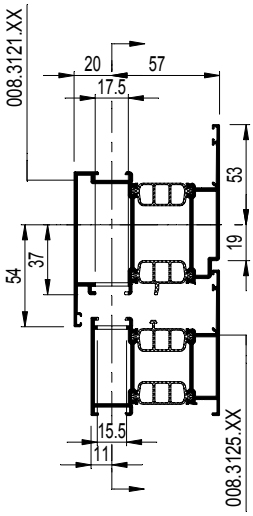

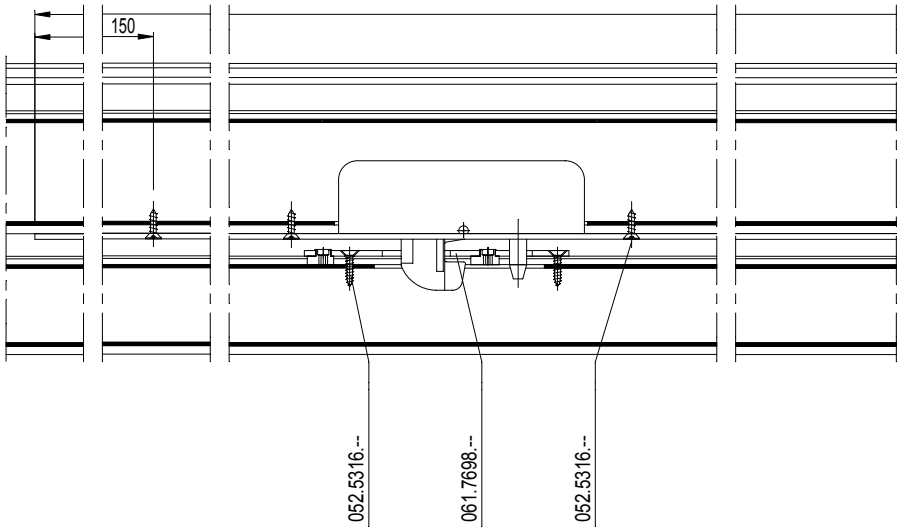

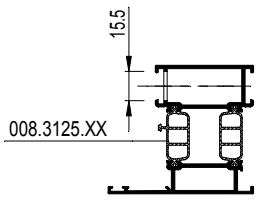

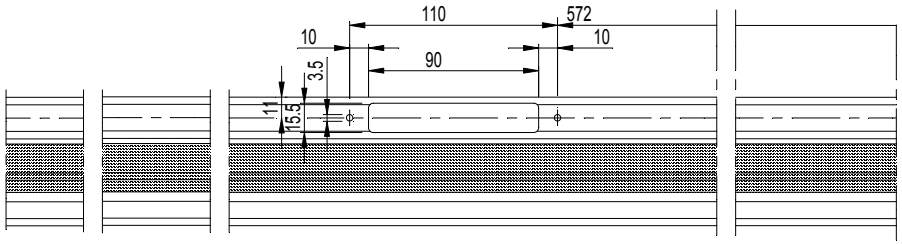

D0077588

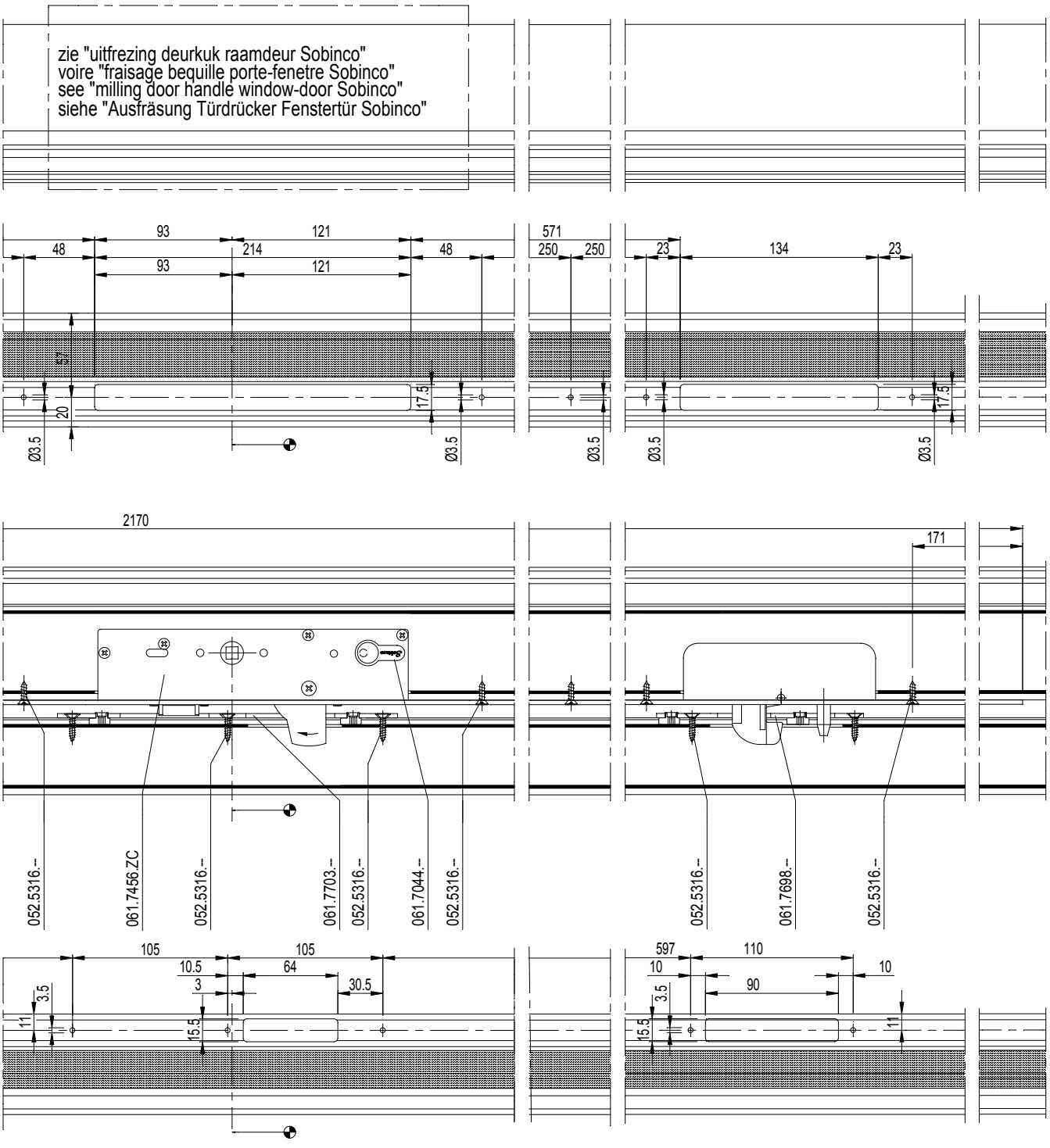
zie "uitfrezing deurkuk raamdeur Sobinco"
voire "fraisage bequille porte-fenetre Sobinco"
see "milling door handle window-door Sobinco"
siehe "Ausfräsung Türdrücker Fenstertür Sobinco"
93
121
48
214
48
93
121
20
17.5
Ø3.5
571
250
250
23
134
23
2170
171
052.5316.-
061.7456.ZC
052.5316.-
061.7703.-
052.5316.-
061.7044.-
052.5316.-
052.5316.-
061.7698.-
052.5316.-
105
105
10.5
64
3
30.5
3.5
11
15.5
597
110
10
10
90
3.5
15.5
11

CS 77

UITFREZING 5-PUNTSLOT RAAMDEUR SOBINCO VAR. C
FRAISAGE FERM. A 5 P PORTE-FENETRE SOBINCO VAR. C
MILLING 5 POINT LOCK WINDOW-DOOR SOBINCO VAR. C
AUSFRAESUNG 5-F VER. FENSTERTUER SOBINCO VAR. C

REYNAERS aluminium

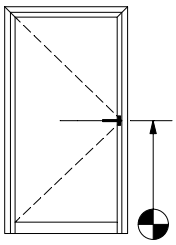

Referentiemaat
Dimension de référence
Reference dimension
Referenzmass

5	061.7456.ZC of - ou - or - oder 061.7457.ZC en - et - and - und
	061.6280.-- DIN L of - ou - or - oder 061.6281.-- DIN R en - et - and - und
	2 x 061.7699.-- (inox + zamac) of ou or oder 2 x 061.7698.-- (inox)

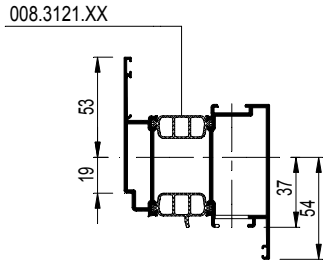



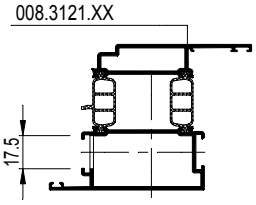

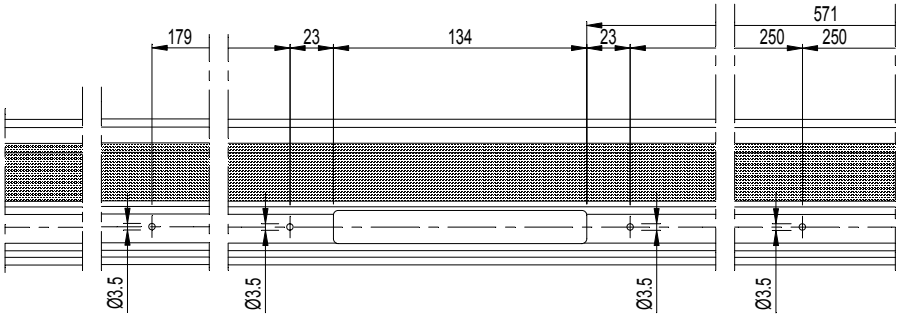

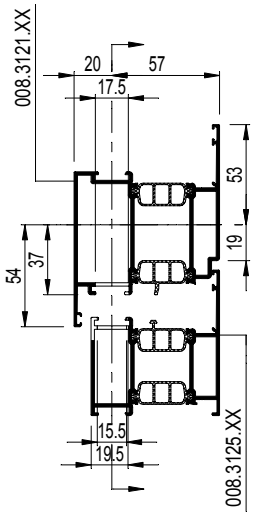

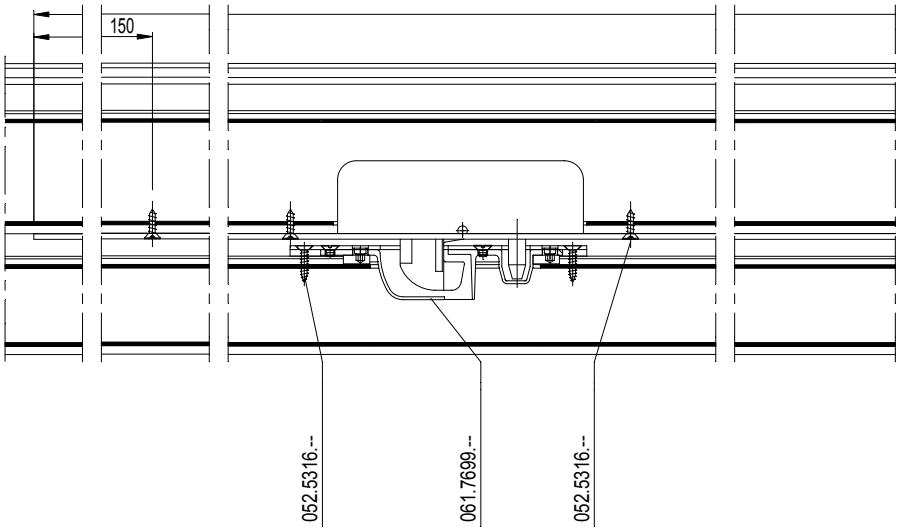

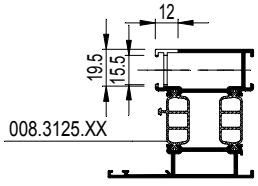

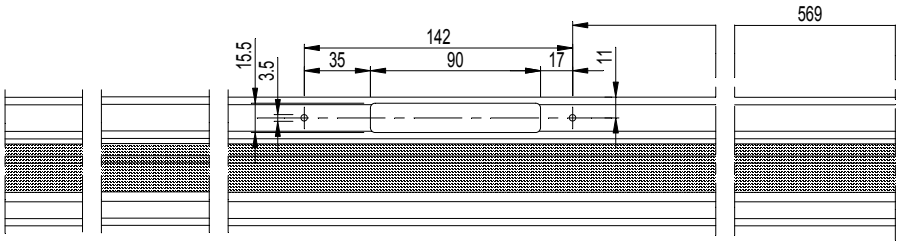

D0077590

CS 77

UITFREZING 5-PUNTSLOT RAAMDEUR SOBINCO VAR. C
FRAISAGE FERM. A 5 P PORTE-FENETRE SOBINCO VAR. C
MILLING 5 POINT LOCK WINDOW-DOOR SOBINCO VAR. C
AUSFRAESUNG 5-F VER. FENSTERTUER SOBINCO VAR. C

REYNAERS aluminium

095.A700.00		095.A731.00	
of - ou - or - oder			
095.B300.00		095.B320.00	

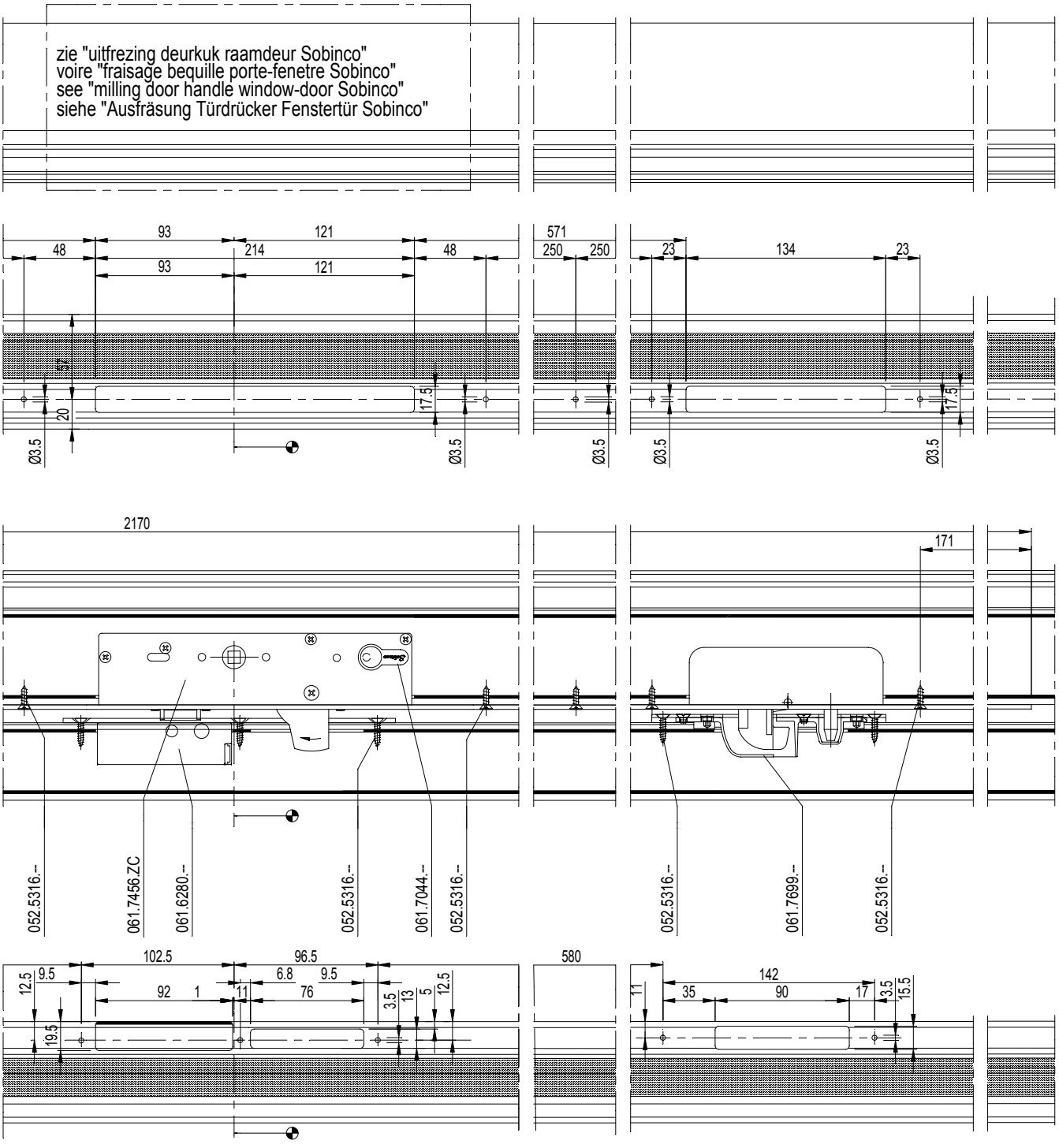

D0077590

CS 77

UITFREZING 5-PUNTSLOT RAAMDEUR SOBINCO VAR. D
FRAISAGE FERM. A 5 P PORTE-FENETRE SOBINCO VAR. D
MILLING 5 POINT LOCK WINDOW-DOOR SOBINCO VAR. D
AUSFRAESUNG 5-F VER. FENSTERTUER SOBINCO VAR. D

REYNAERS aluminium

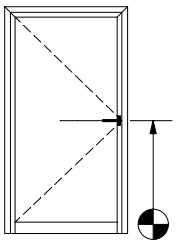

Referentiemaat
Dimension de référence
Reference dimension
Referenzmass

5	061.7456.ZC of - ou - or - oder 061.7457.ZC en - et - and - und 061.7705.-- (inox + zamac)

095.A700.00		095.A731.00	
of - ou - or - oder			
095.B300.00		095.B320.00	

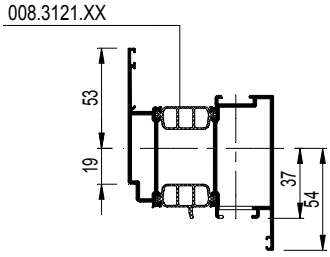



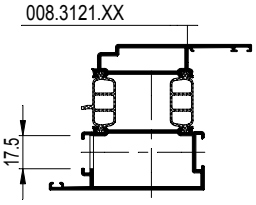

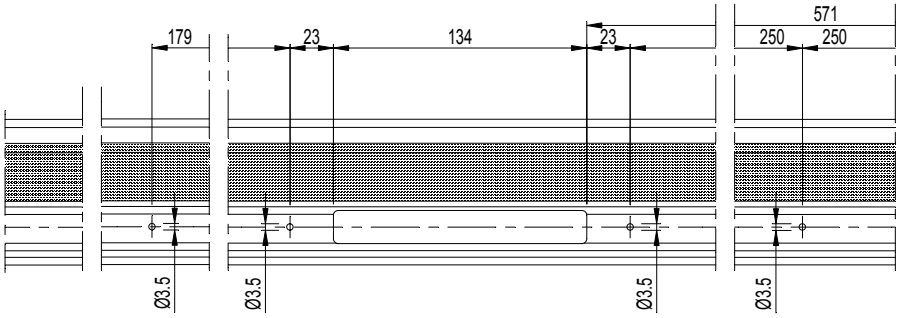

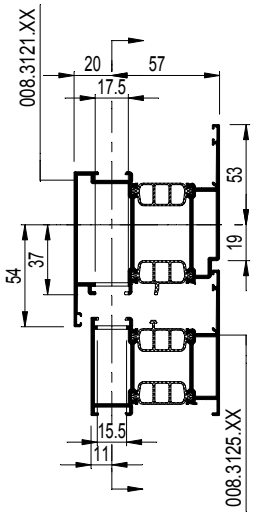

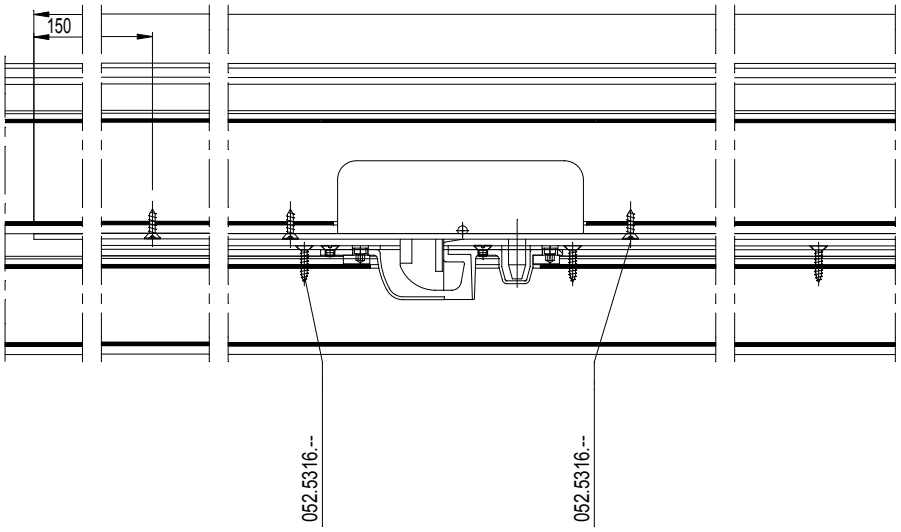

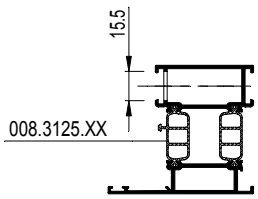

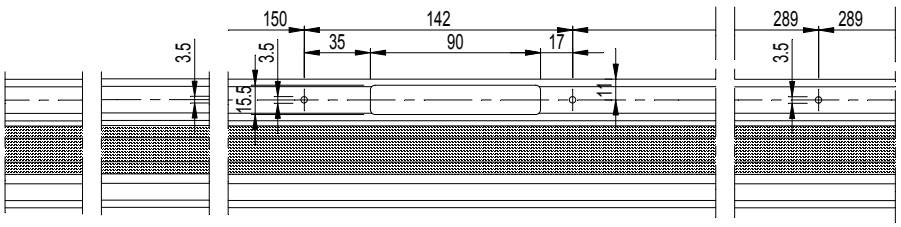

D0077591

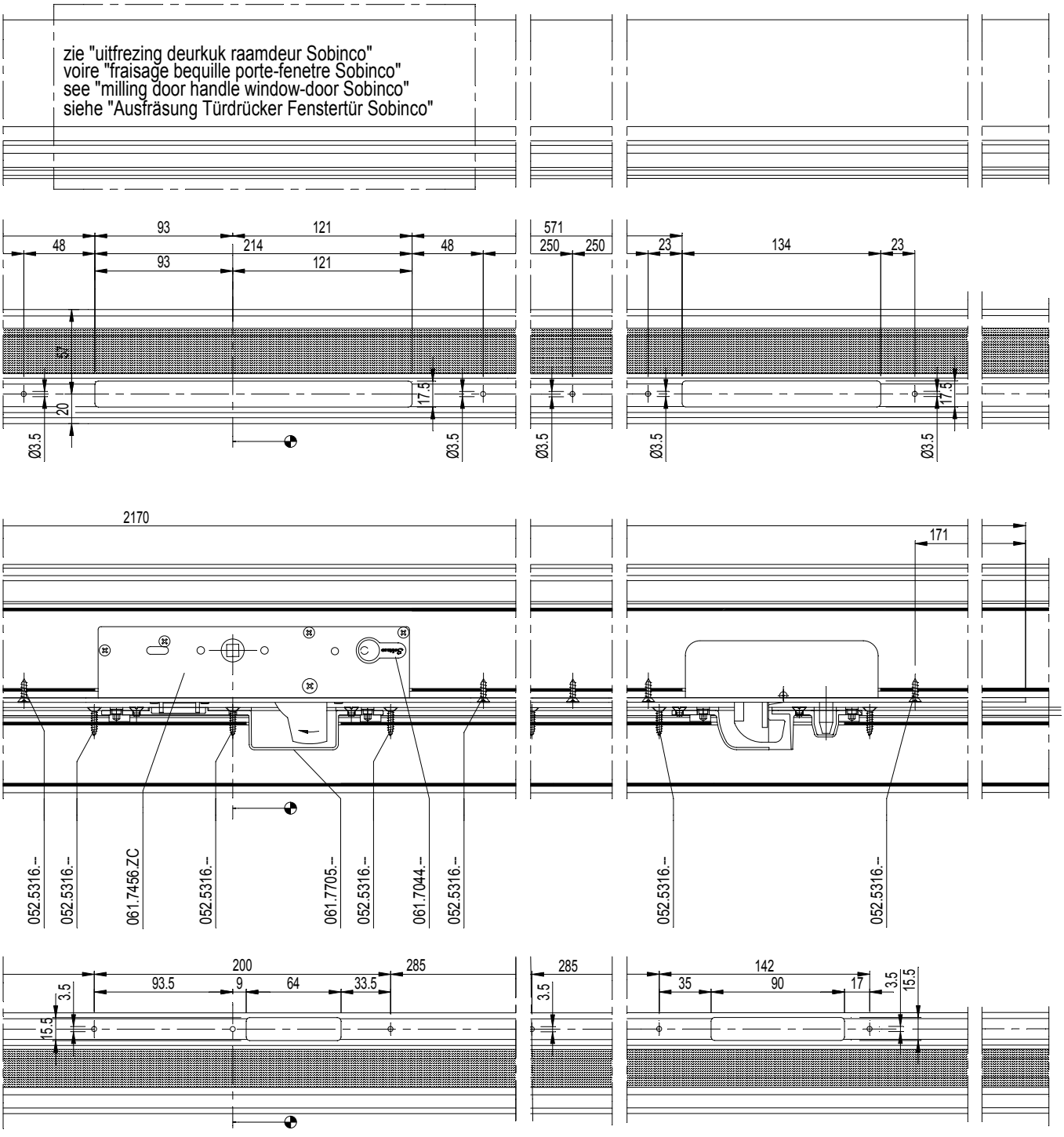
zie "uitfrezing deurkuk raamdeur Sobinco"
voire "fraisage bequille porte-fenetre Sobinco"
see "milling door handle window-door Sobinco"
siehe "Ausfräsung Türdrücker Fenstertür Sobinco"
93
121
48
214
48
93
121
37
20
17.5
Ø3.5
Ø3.5
571
250
250
23
134
23
17.5
Ø3.5
Ø3.5
2170
171
052.5316.-
052.5316.-
061.7456.ZC
052.5316.-
061.7705.-
052.5316.-
061.7044.-
052.5316.-
052.5316.-
052.5316.-
200
285
93.5
9
64
33.5
3.5
15.5
285
3.5
142
35
90
17
3.5
15.5

D0077591

CS 77

UITFREZING 5-PUNTSLOT RAAMDEUR SOBINCO VAR. E
FRAISAGE FERM. A 5 P PORTE-FENETRE SOBINCO VAR. E
MILLING 5 POINT LOCK WINDOW-DOOR SOBINCO VAR. E
AUSFRAESUNG 5-F VER. FENSTERTUER SOBINCO VAR. E

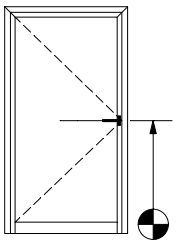

Referentiemaat
Dimension de référence
Reference dimension
Referenzmass

5	061.7456.ZC of - ou - or - oder 061.7457.ZC
	en - et - and - und 061.7690.17
	en - et - and - und 2 x 061.7633.17 (DIN L) of - ou - or - oder 2 x 061.7632.17 (DIN R)

095.A700.00		095.A731.00	
of - ou - or - oder			
095.B300.00		095.B320.00	

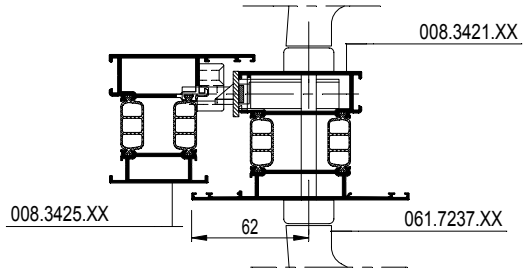

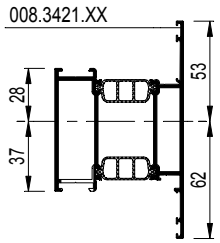

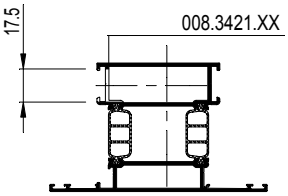

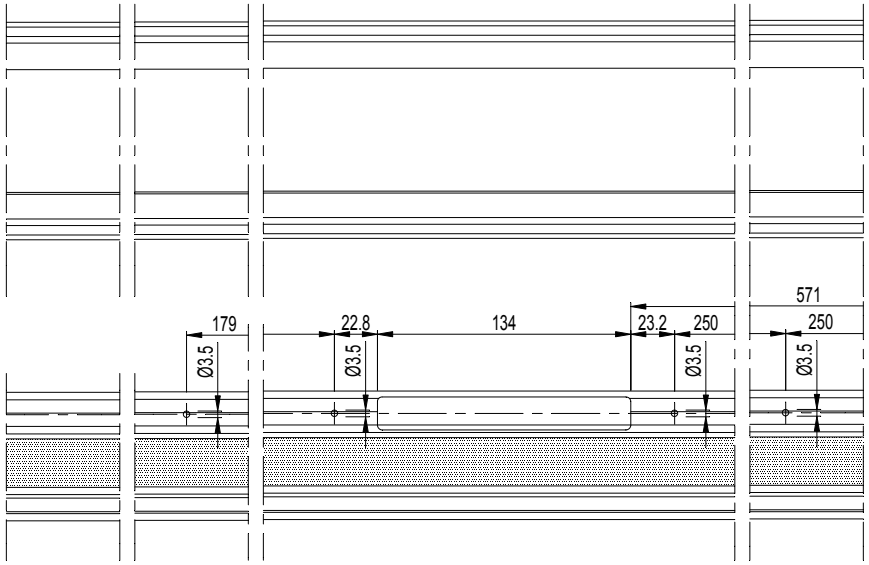

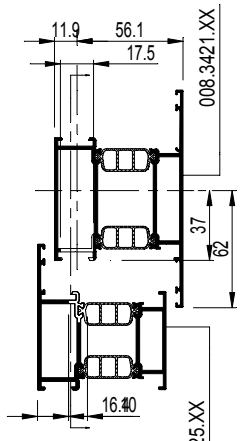

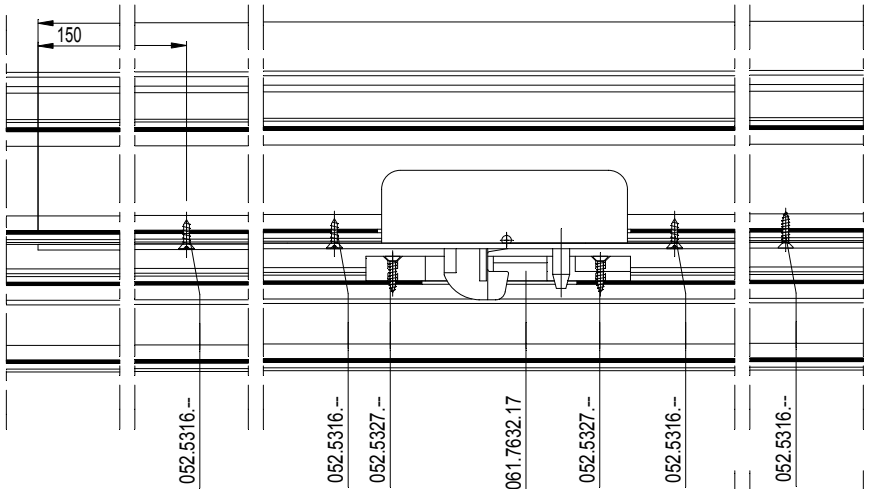

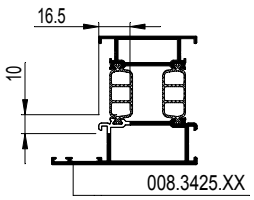

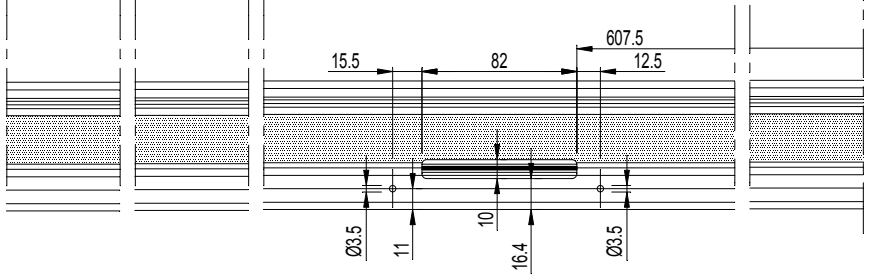

D0077592

CS 77

UITFREZING 5-PUNTSLOT RAAMDEUR SOBINCO VAR. E
FRAISAGE FERM. A 5 P PORTE-FENETRE SOBINCO VAR. E
MILLING 5 POINT LOCK WINDOW-DOOR SOBINCO VAR. E
AUSFRAESUNG 5-F VER. FENSTERTUER SOBINCO VAR. E



D0077592

CS 77

UITFREZING 5-PUNTSLOT LANG RAAMDEUR SOB. VAR. A
FRAISAGE FERM. A 5 PNTS LONG PORTE-FEN. SOB. VAR. A
MILLING 5 POINT LOCK LONG WINDOW-DOOR SOB. VAR. A
AUSFRAESUNG 5-FACHVERR. LANG FENSTERTUER SOB. VAR. A

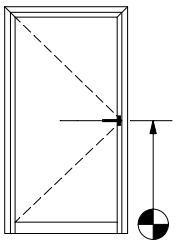

Referentiemaat
Dimension de référence
Reference dimension
Referenzmass

5	061.7356.ZC of - ou - or - oder 061.7357.ZC
	en - et - and - und 061.7703.-- (inox)
	en - et - and - und 2 X 061.7698.-- (inox)

	095.A700.00		095.A731.00
of - ou - or - oder			
	095.B300.00		095.B320.00

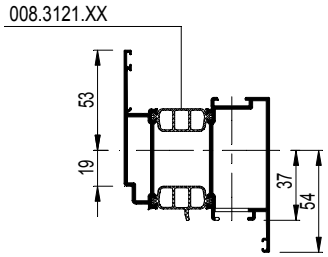



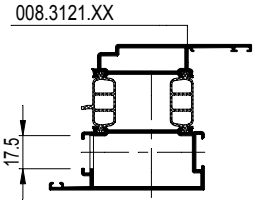

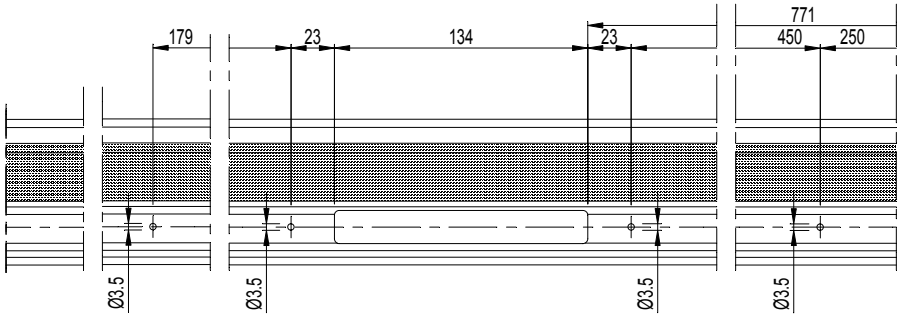

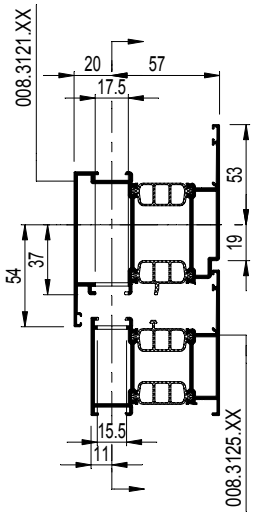

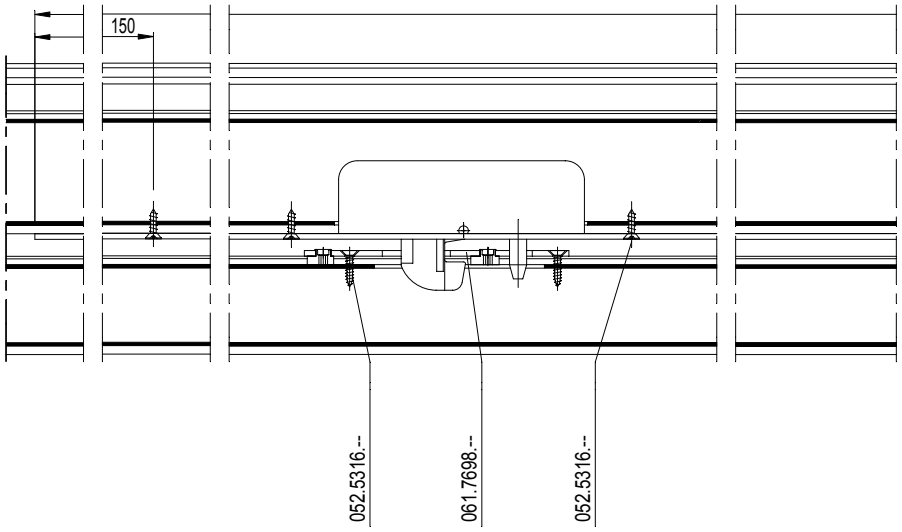

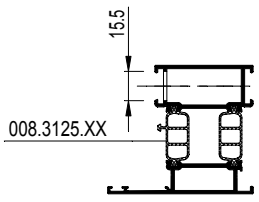

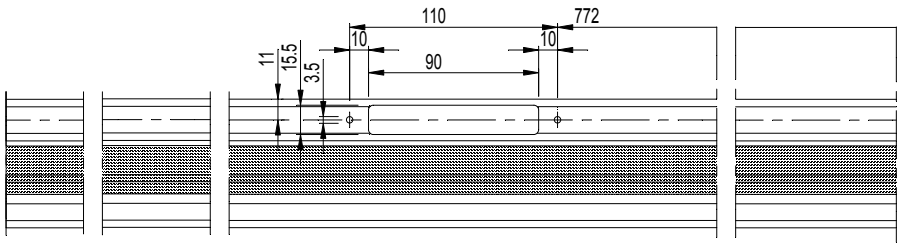

D0077594

CS 77

UITFREZING 5-PUNTSLOT LANG RAAMDEUR SOB. VAR. A
FRAISAGE FERM. A 5 PNTS LONG PORTE-FEN. SOB. VAR. A
MILLING 5 POINT LOCK LONG WINDOW-DOOR SOB. VAR. A
AUSFRAESUNG 5-FACHVERR. LANG FENSTERTUER SOB. VAR. A

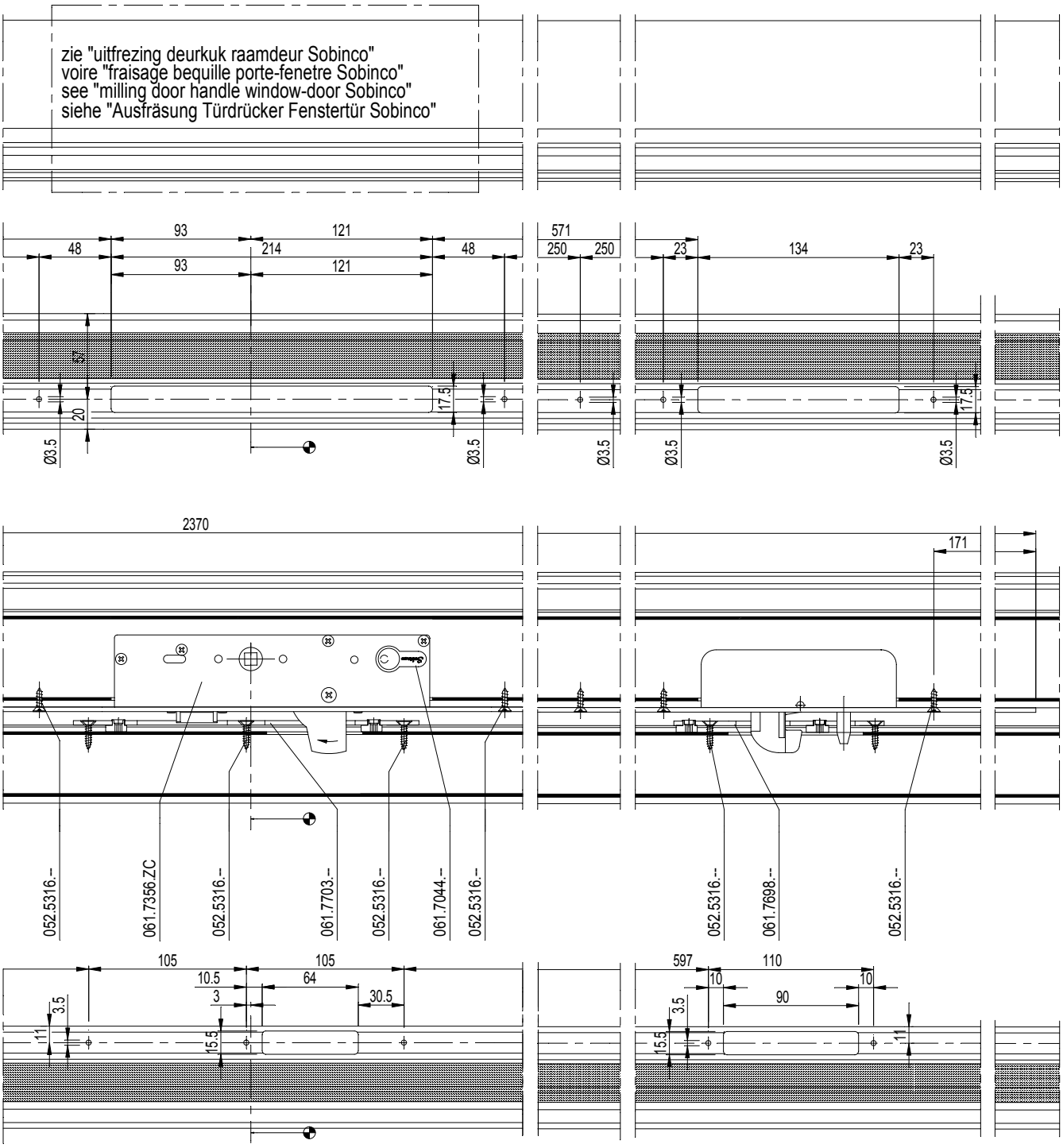

D0077594

CS 77

UITFREZING 5-PUNTSLOT LANG RAAMDEUR SOB. VAR. B
FRAISAGE FERM. A 5 PNTS LONG PORTE-FEN. SOB. VAR. B
MILLING 5 POINT LOCK LONG WINDOW-DOOR SOB. VAR. B
AUSFRAESUNG 5-FACHVERR. LANG FENSTERTUER SOB. VAR. B

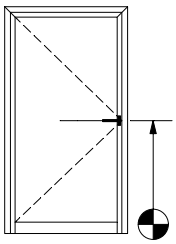

Referentiemaat
Dimension de référence
Reference dimension
Referenzmass

5	061.7356.ZC of - ou - or - oder 061.7357.ZC
	en - et - and - und 061.7704.-- (inox + zamac)
	en - et - and - und 2 X 061.7699.-- (inox + zamac)

095.A700.00		095.A731.00	
of - ou - or - oder			
095.B300.00		095.B320.00	

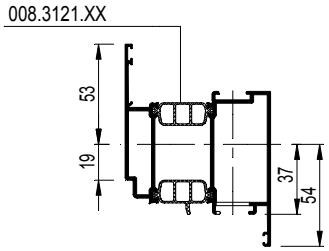



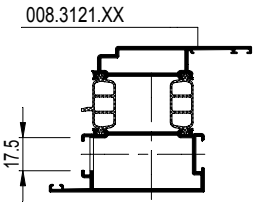

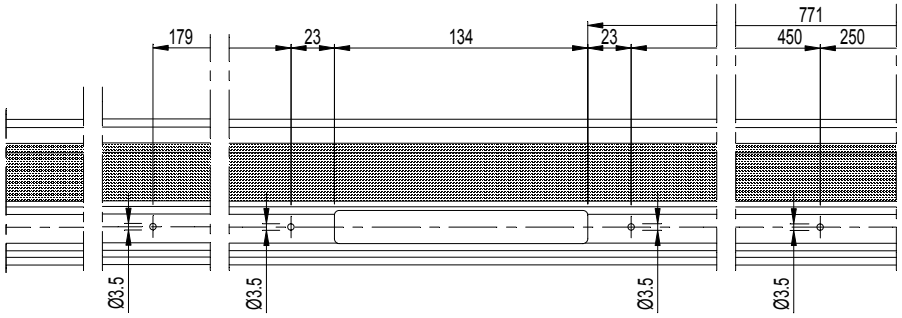

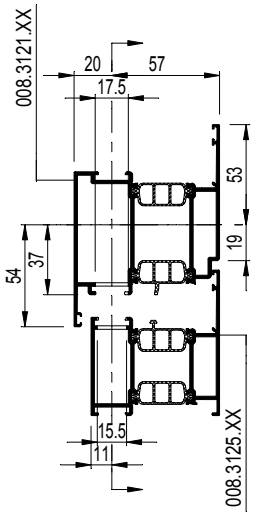

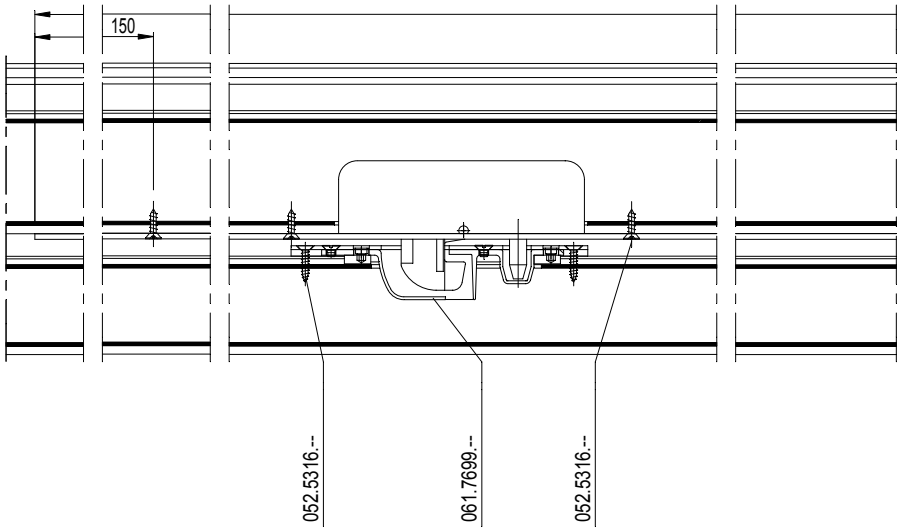

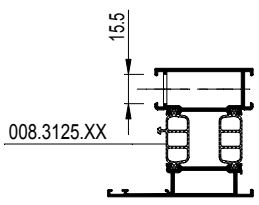

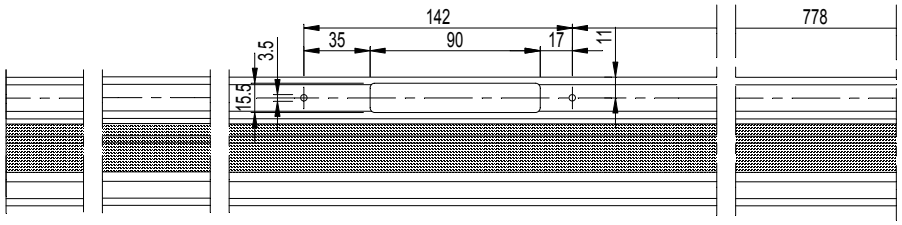

D0077593

CS 77

UITFREZING 5-PUNTSLOT LANG RAAMDEUR SOB. VAR. B
FRAISAGE FERM. A 5 PNTS LONG PORTE-FEN. SOB. VAR. B
MILLING 5 POINT LOCK LONG WINDOW-DOOR SOB. VAR. B
AUSFRAESUNG 5-FACHVERR. LANG FENSTERTUER SOB. VAR. B

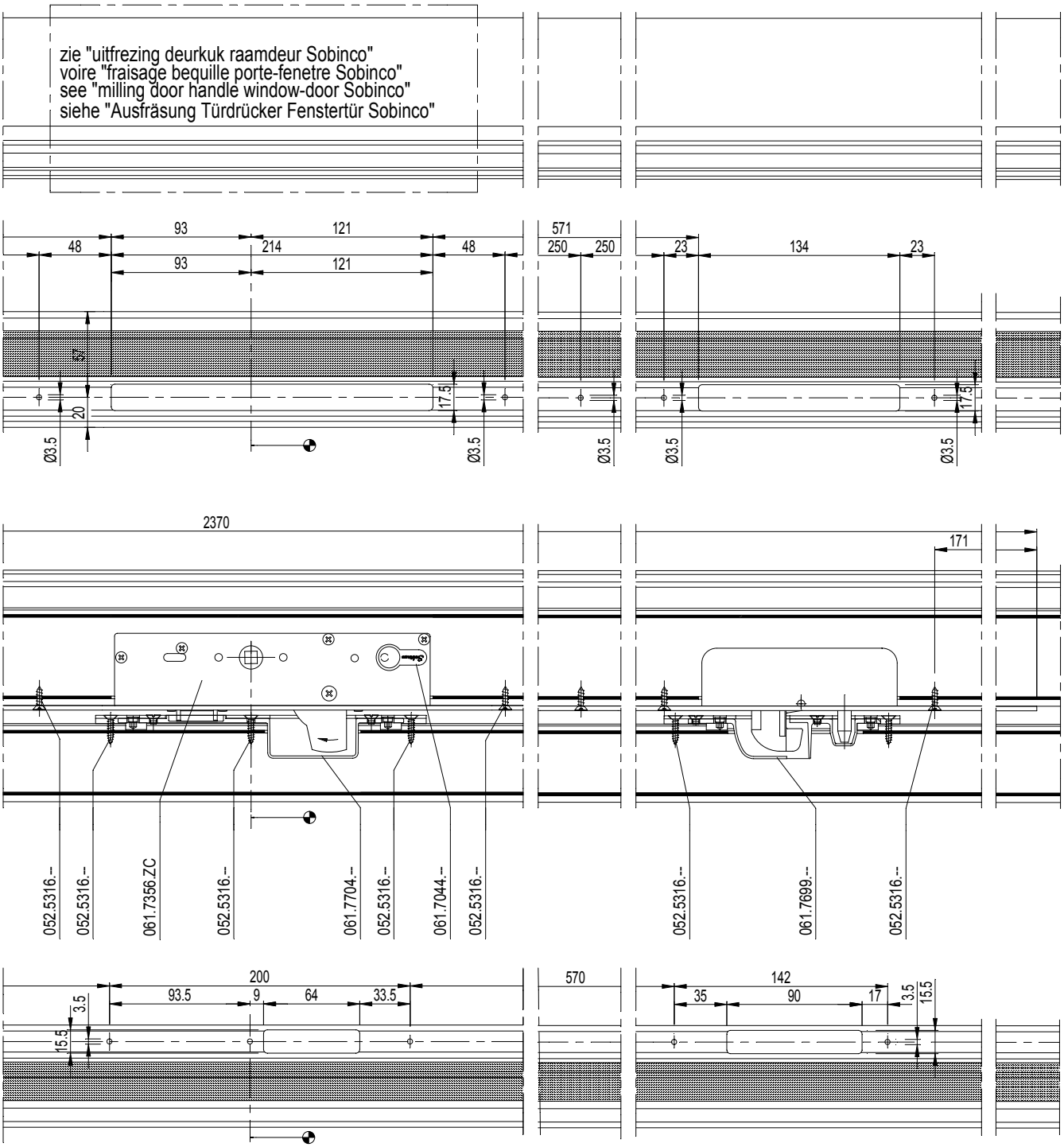

D0077593

CS 77

UITFREZING 5-PUNTSLOT LANG RAAMDEUR SOB. VAR. C
FRAISAGE FERM. A 5 PNTS LONG PORTE-FEN. SOB. VAR. C
MILLING 5 POINT LOCK LONG WINDOW-DOOR SOB. VAR. C
AUSFRAESUNG 5-FACHVERR. LANG FENSTERTUER SOB. VAR. C

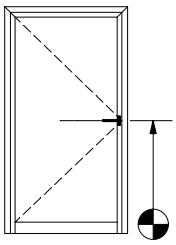

Referentiemaat
Dimension de référence
Reference dimension
Referenzmass

5	061.7356.ZC of - ou - or - oder 061.7357.ZC en - et - and - und	
	061.6280.-- DIN L of - ou - or - oder 061.6281.-- DIN R en - et - and - und	
	061.7699.-- (inox + zamac)	of ou or oder * 061.7698.-- (inox + zamac)

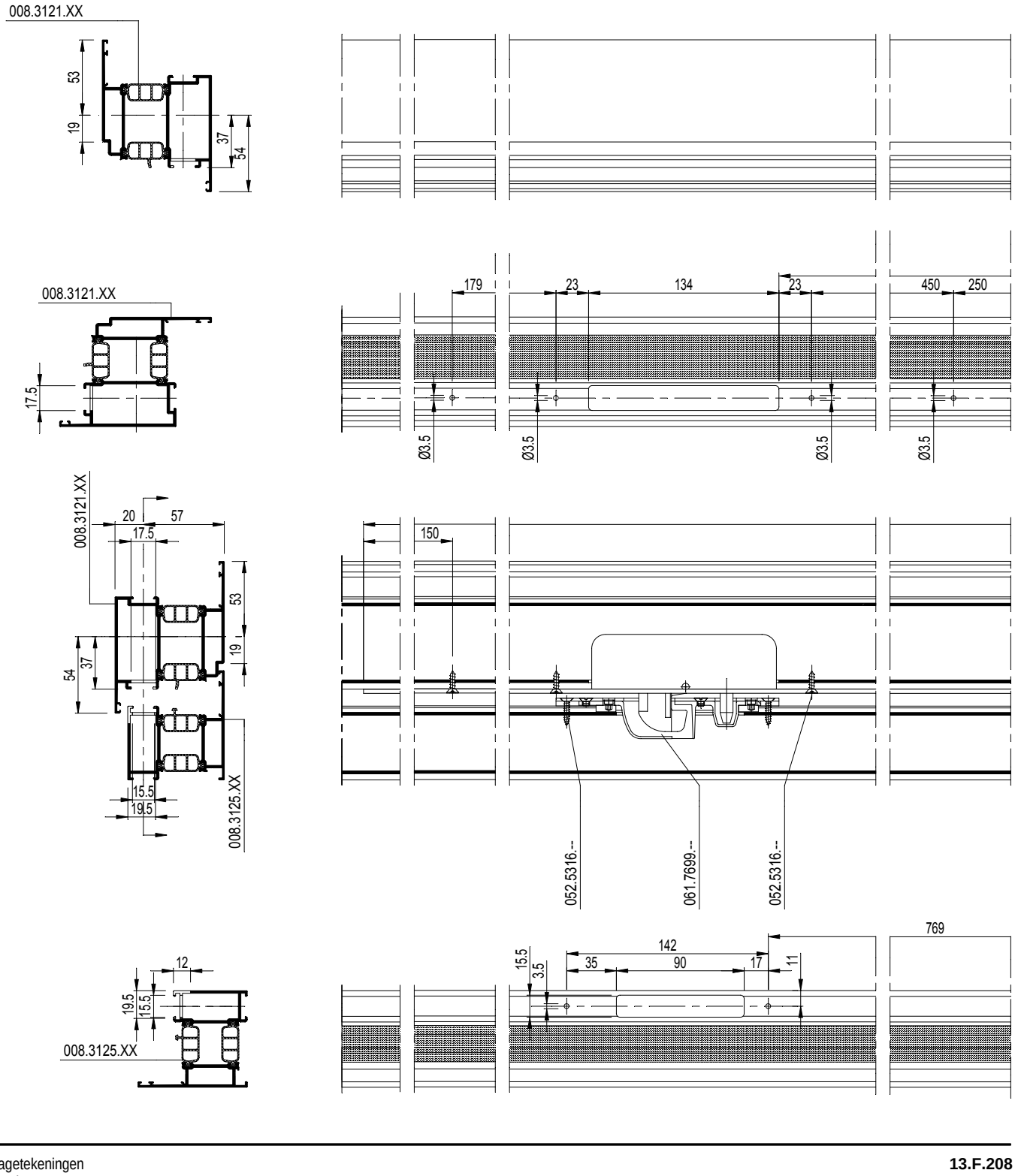

D0077595

CS 77

UITFREZING 5-PUNTSLOT LANG RAAMDEUR SOB. VAR. C
FRAISAGE FERM. A 5 PNTS LONG PORTE-FEN. SOB. VAR. C
MILLING 5 POINT LOCK LONG WINDOW-DOOR SOB. VAR. C
AUSFRAESUNG 5-FACHVERR. LANG FENSTERTUER SOB. VAR. C

095.A700.00		095.A731.00	
of - ou - or - oder			
095.B300.00		095.B320.00	

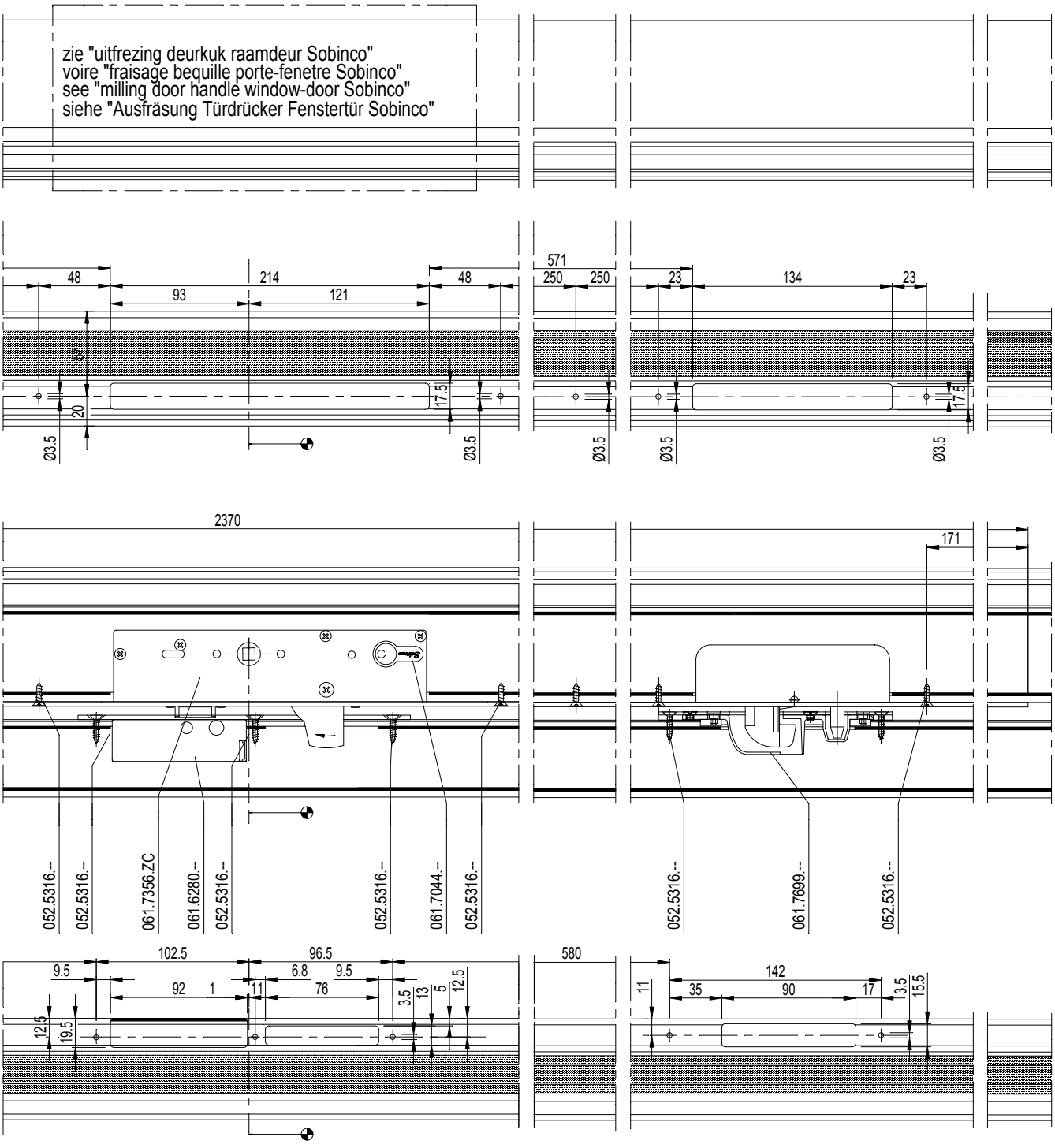

D0077595

CS 77

UITFREZING 5-PUNTSLOT LANG RAAMDEUR SOB. VAR. D
FRAISAGE FERM. A 5 PNTS LONG PORTE-FEN. SOB. VAR. D
MILLING 5 POINT LOCK LONG WINDOW-DOOR SOB. VAR. D
AUSFRAESUNG 5-FACHVERR. LANG FENSTERTUER SOB. VAR. D

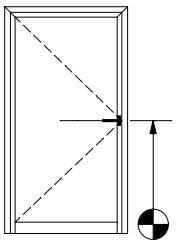

Referentiemaat
Dimension de référence
Reference dimension
Referenzmass

5	061.7356.ZC of - ou - or - oder 061.7357.ZC en - et - and - und
	061.7706.-- (inox + zamac)

095.A700.00		095.A731.00	
of - ou - or - oder			
095.B300.00		095.B320.00	

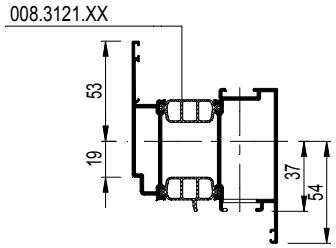



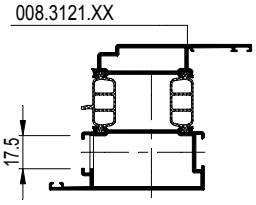

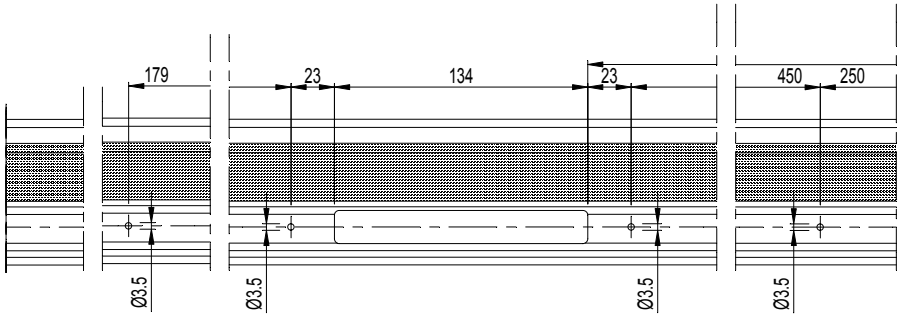

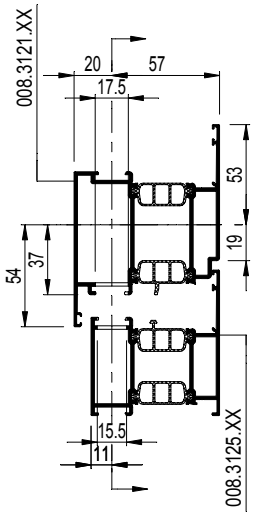

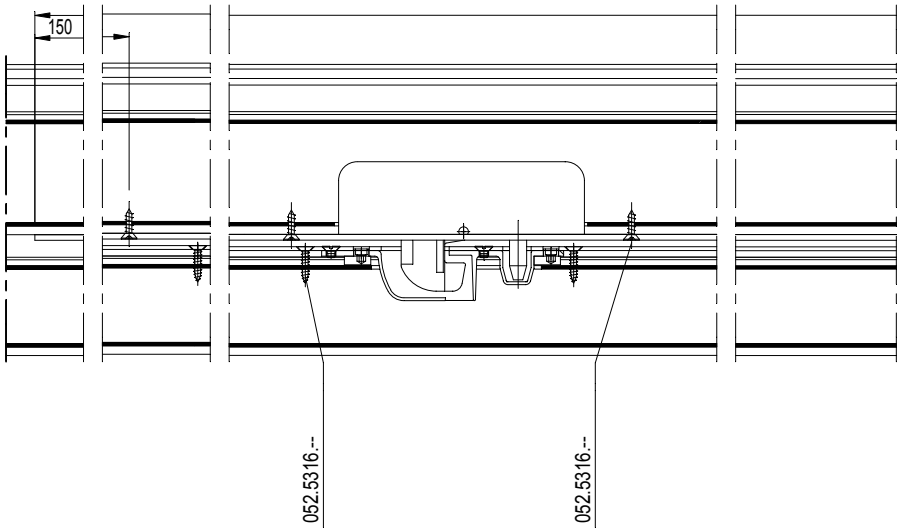

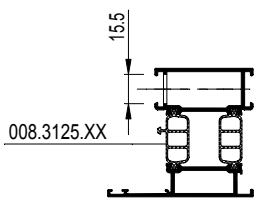

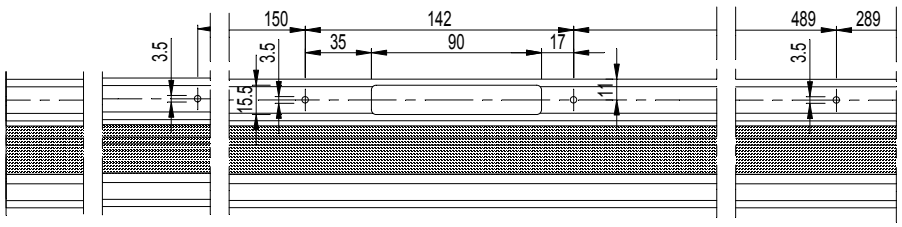

D0077596

CS 77

UITFREZING 5-PUNTSLOT LANG RAAMDEUR SOB. VAR. D
FRAISAGE FERM. A 5 PNTS LONG PORTE-FEN. SOB. VAR. D
MILLING 5 POINT LOCK LONG WINDOW-DOOR SOB. VAR. D
AUSFRAESUNG 5-FACHVERR. LANG FENSTERTUER SOB. VAR. D



D0077596

CS 77

UITFREZING 5-PUNTSLOT LANG RAAMDEUR SOBINCO VAR. E
FRAISAGE FERM. A 5 PNTS LONG PORTE-FEN. SOB. VAR. E
MILLING 5 POINT LOCK LONG WINDOW-DOOR SOBINCO VAR. E
AUSFRAESUNG 5-FACHVERR. LANG FENSTERTUER SOB. VAR. E

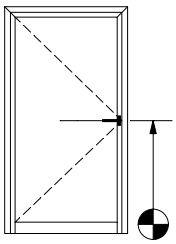

Referentiemaat
Dimension de référence
Reference dimension
Referenzmass

5	061.7356.ZC of - ou - or - oder 061.7357.ZC
	en - et - and - und 061.7690.17
	en - et - and - und 2 x 061.7633.17 (DIN L) of - ou - or - oder 2 x 061.7632.17 (DIN R)

095.A700.00		095.A731.00	
of - ou - or - oder			
095.B300.00		095.B320.00	

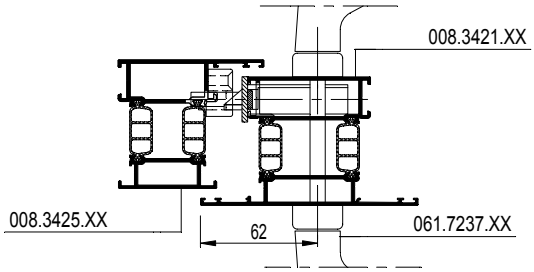

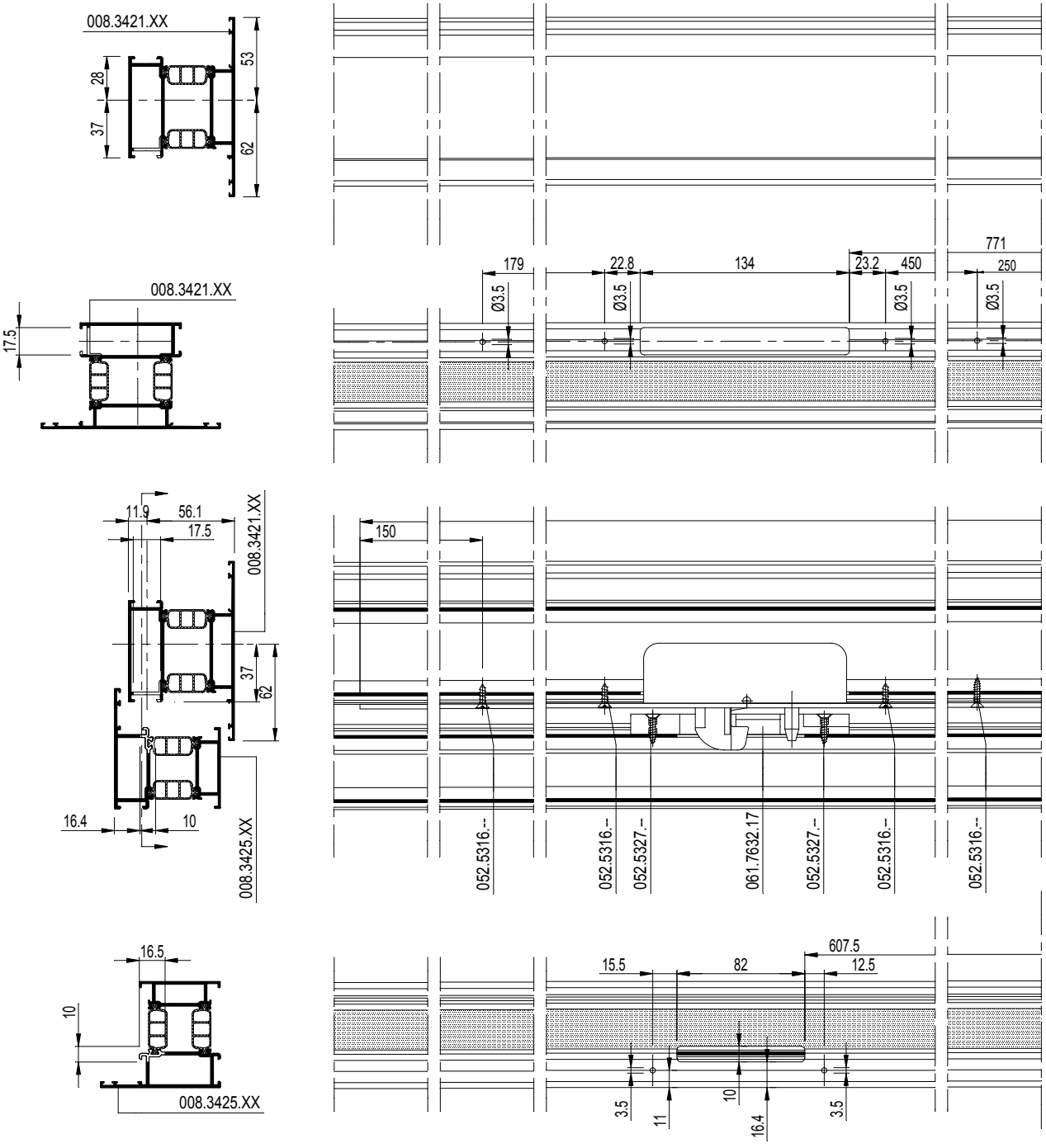

D0077597

CS 77

UITFREZING 5-PUNTSLOT LANG RAAMDEUR SOBINCO VAR. E
FRAISAGE FERM. A 5 PNTS LONG PORTE-FEN. SOB. VAR. E
MILLING 5 POINT LOCK LONG WINDOW-DOOR SOBINCO VAR. E
AUSFRAESUNG 5-FACHVERR. LANG FENSTERTUER SOB. VAR. E



D0077597

		VAR. A
WILKA PZ LOCK 1	061.7732.ZC	061.7753.-- DIN R 061.7755.-- DIN L

		VAR. A
WILKA PZ LOCK 3	061.7736.ZC	061.7753.-- DIN R 061.7755.-- DIN L 2x 061.7752.--

		VAR. A
WILKA PZ LOCK 1 SOFTLINE RENAISSANCE	061.7747.ZC	061.7753.-- DIN R 061.7755.-- DIN L

		VAR. A
WILKA PZ LOCK 3 SOFTLINE RENAISSANCE	061.7748.ZC	061.7753.-- DIN R 061.7755.-- DIN L 2x 061.7752.--

D0077598

CS 77

UITFREZING 1-PUNTSLOT RAAMDEUR WILKA
FRAISAGE FERMETURE A 1 POINT PORTE-FENETRE WILKA
MILLING 1-POINT LOCK WINDOW-DOOR WILKA
AUSFRAESUNG 1-FACHVERRIEGELUNG FENSTERTUER WILKA

1	061.7732.ZC PZ LOCK
	en - et - and - und 061.7753.--(DIN R) of - ou - or - oder 061.7755.--(DIN L)

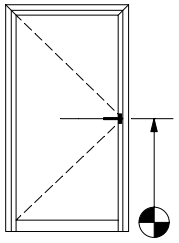

Referentiemaat
Dimension de référence
Reference dimension
Referenzmass

008.3121.XX

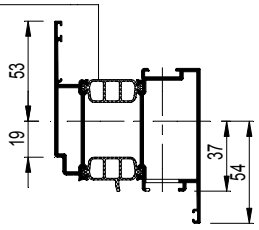

zie "uitfrezing deurkuk raamdeur Wilka"
voire "fraisage bequille porte-fenetre Wilka"
see "milling door handle window-door Wilka"
siehe "Ausfräsung Türdrücker Fenstertür Wilka"

008.3121.XX

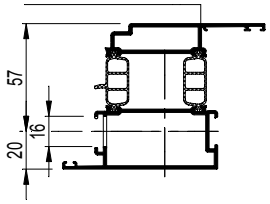

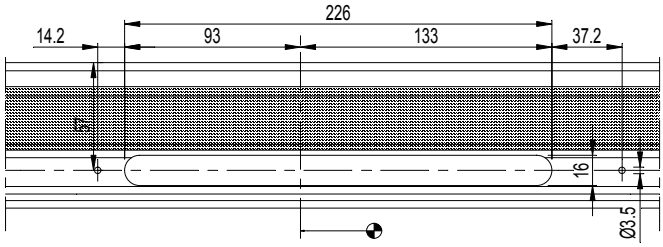

008.3121.XX

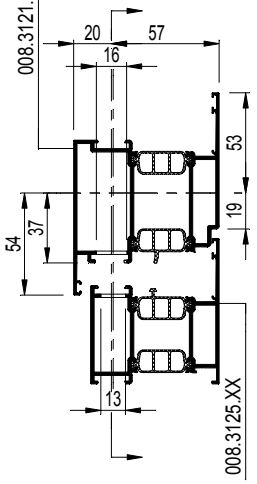

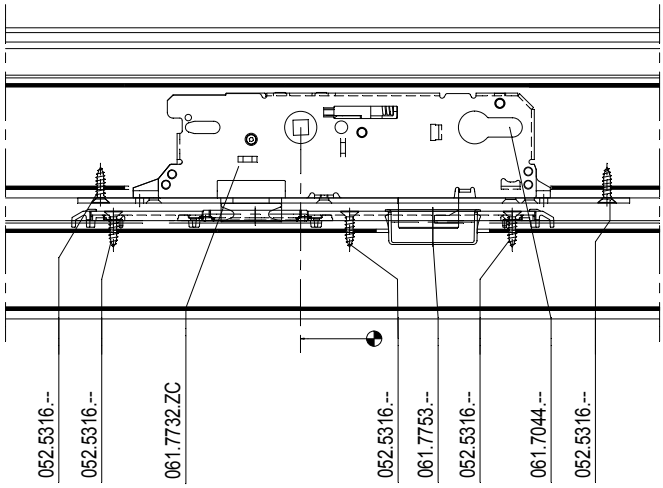

008.3125.XX

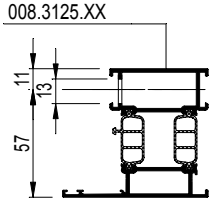

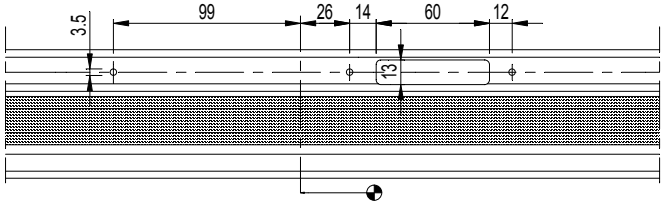

D0077598

CS 77

UITFREZING 3-PUNTSLOT RAAMDEUR WILKA
FRAISAGE FERMETURE A 3 POINT PORTE-FENETRE WILKA
MILLING 3-POINT LOCK WINDOW-DOOR WILKA
AUSFRAESUNG 3-FACHVERRIEGELUNG FENSTERTUER WILKA

REYNAERS aluminium

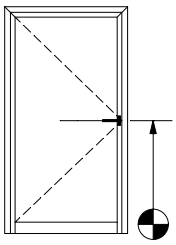

Referentiemaat
Dimension de référence
Reference dimension
Referenzmass

3	061.7736.ZC PZ LOCKS
	en - et - and - und 061.7753.--(DIN R) of - ou - or - oder 061.7755.--(DIN L)
	en - et - and - und 2 x 061.7752.--

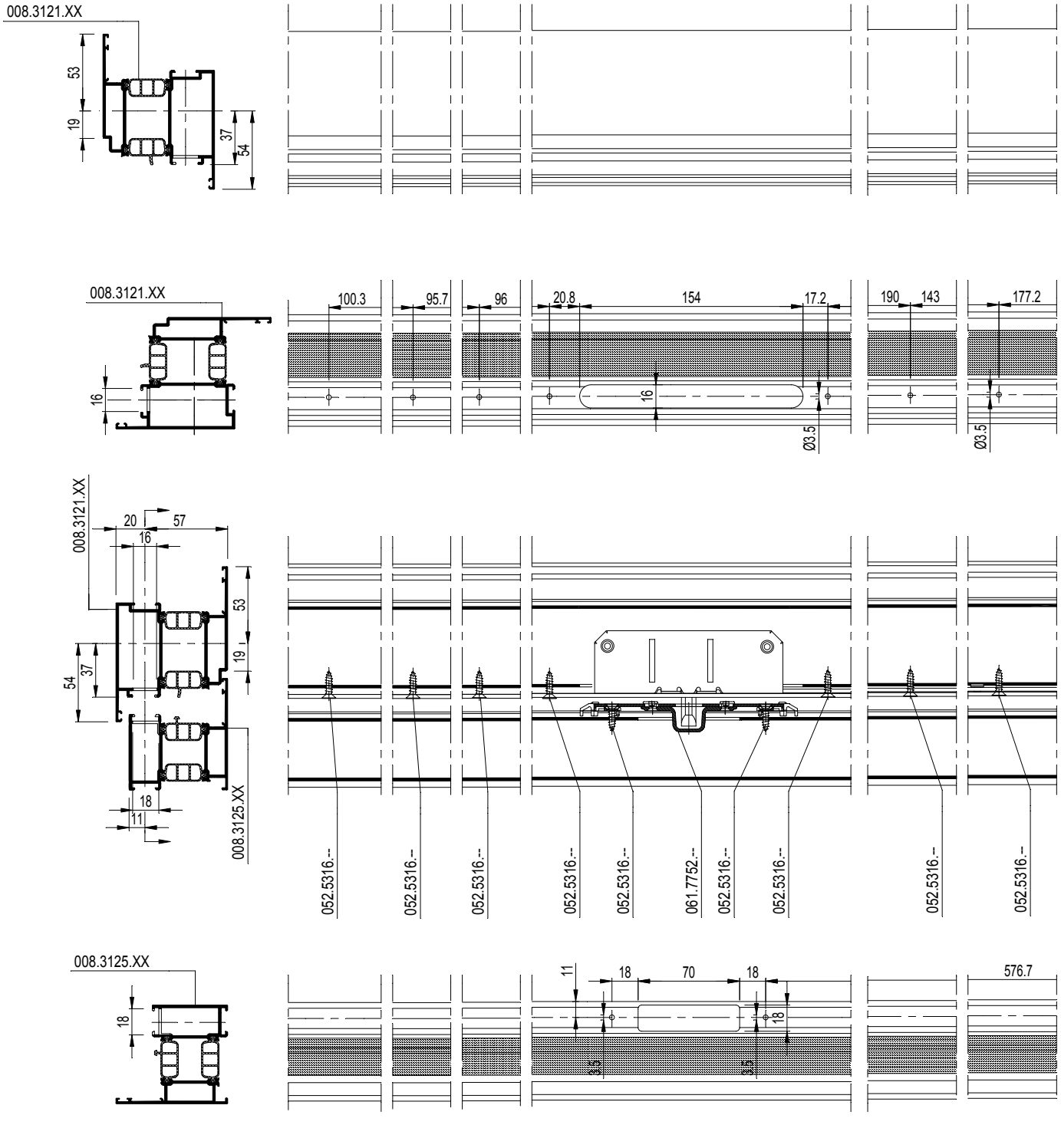

D0077599

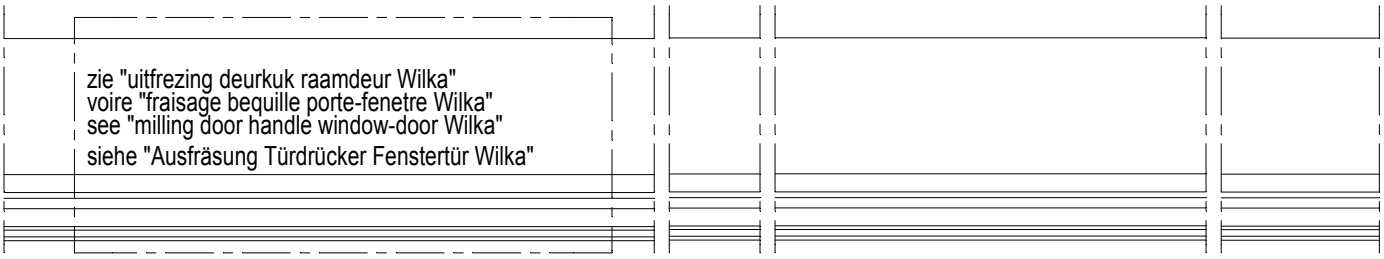
zie "uitfrezing deurkuk raamdeur Wilka"
voire "fraisage bequille porte-fenetre Wilka"
see "milling door handle window-door Wilka"
siehe "Ausfräsung Türdrücker Fenstertür Wilka"

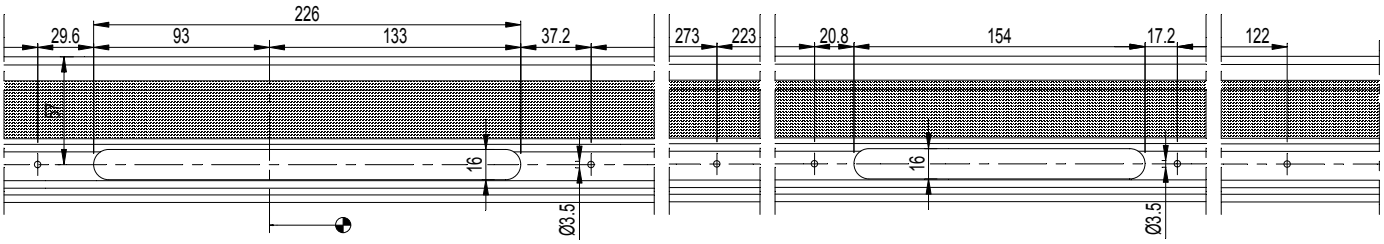
226
29.6
93
133
37.2
273
223
20.8
154
17.2
122
16
Ø3.5
16
Ø3.5

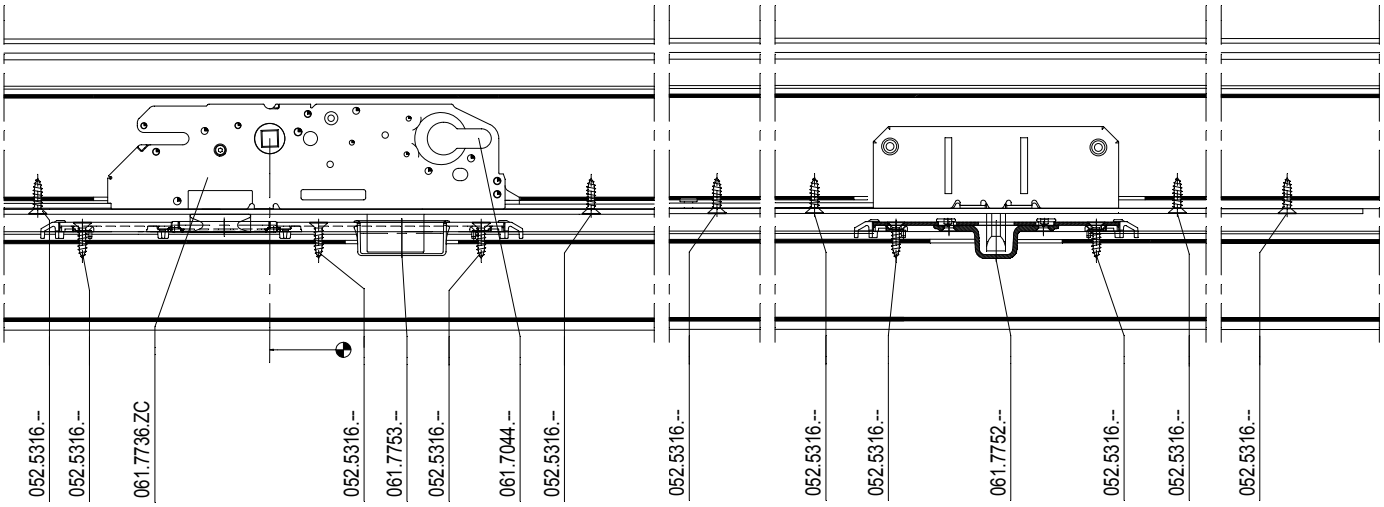
052.5316.--
052.5316.--
061.7736.ZC
052.5316.--
061.7753.--
052.5316.--
061.7044.--
052.5316.--
052.5316.--
052.5316.--
052.5316.--
061.7752.--
052.5316.--
052.5316.--
052.5316.--

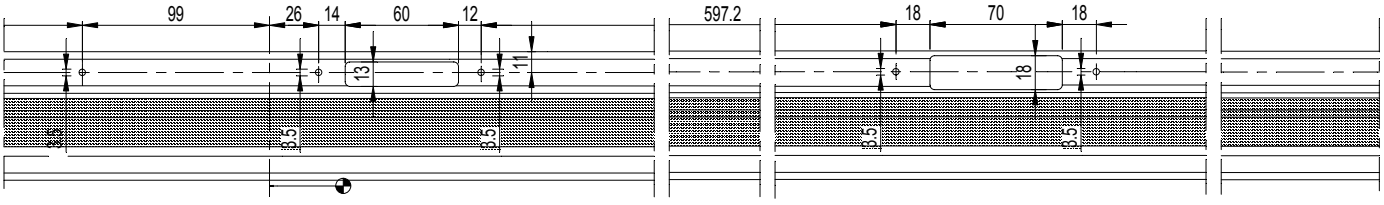
99
26
14
60
12
597.2
18
70
18
13
11
18
B.5
B.5
B.5
B.5

D0077599

CS 77

UITFREZING 3-PUNTSLOT RAAMDEUR WILKA SO. EN RE.
FRAISAGE FERM. A 3 PNT. PORTE-FEN. WILKA SO. ET RE.
MILLING 3-PNT. LOCK WINDOW-DOOR WILKA SO. AND RE.
AUSFR. 3-FACHVER. FENSTERTUER WILKA SO. UND RE.

REYNAERS aluminium

D0077600

CS 77

UITFREZING 1-PUNTSLOT RAAMDEUR WILKA SO. EN RE.
FRAISAGE FERM. A 1 PNT. PORTE-FEN. WILKA SO. ET RE.
MILLING 1-PNT. LOCK WINDOW-DOOR WILKA SO. AND RE.
AUSFR. 1-FACHVER. FENSTERTUER WILKA SO. UND RE.

REYNAERS aluminium

1	061.7747.ZC PZ LOCK
	en - et - and - und 061.7753.--(DIN R) of - ou - or - oder 061.7755.--(DIN L)

SOFTLINE
en - et - and - und
RENAISSANCE

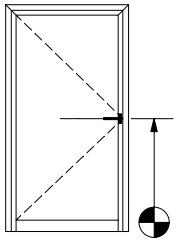

Referentiemaat
Dimension de référence
Reference dimension
Referenzmass

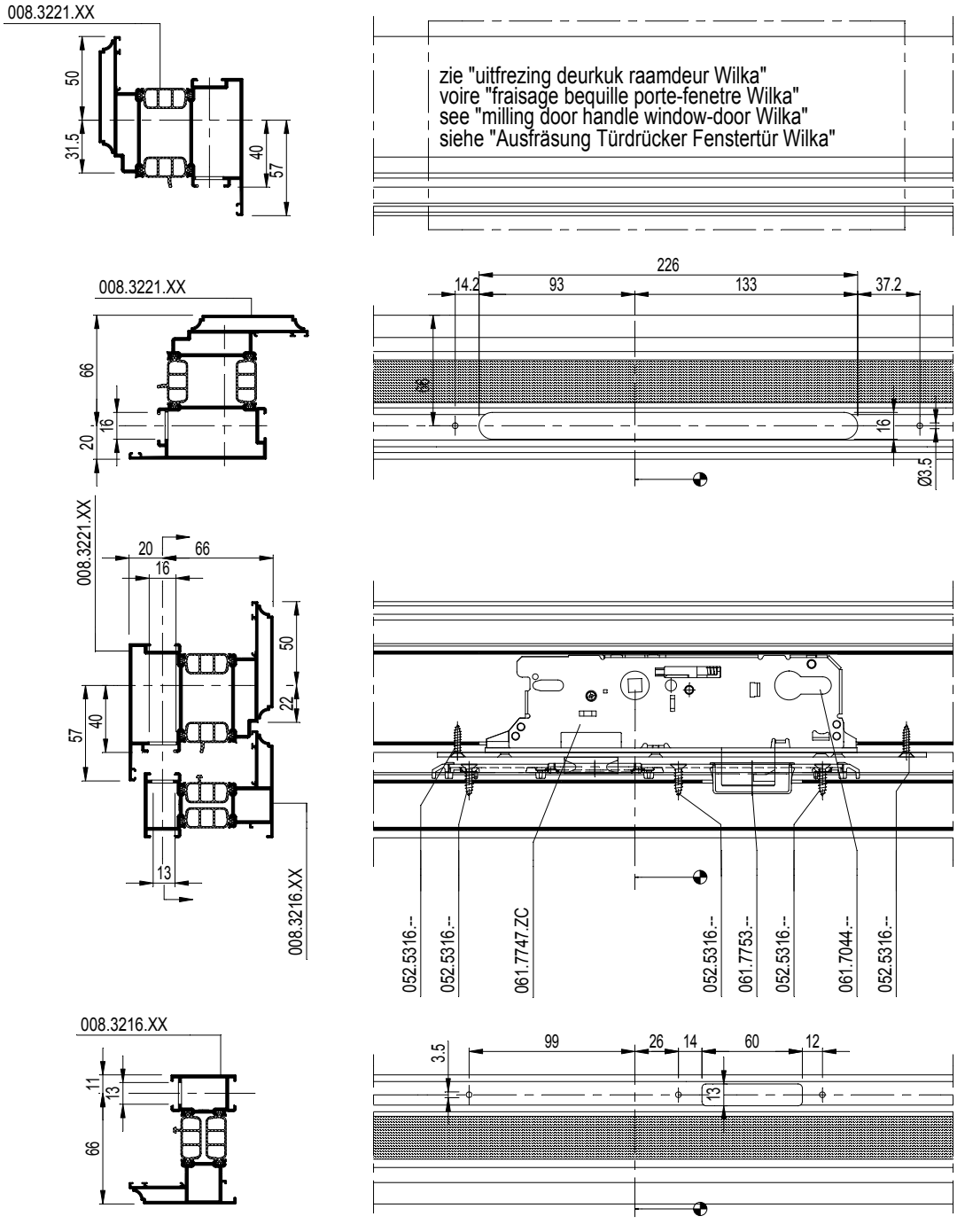

D0077600

CS 77

UITFREZING 3-PUNTSLOT RAAMDEUR WILKA SO. EN RE.
FRAISAGE FERM. A 3 PNT. PORTE-FEN. WILKA SO. ET RE.
MILLING 3-PNT. LOCK WINDOW-DOOR WILKA SO. AND RE.
AUSFR. 3-FACHVER. FENSTERTUER WILKA SO. UND RE.

REYNAERS aluminium

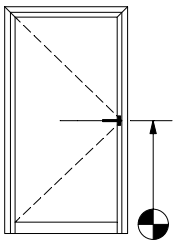

Referentiemaat
Dimension de référence
Reference dimension
Referenzmass

3	061.7748.ZC PZ LOCKS
	en - et - and - und 061.7753.--(DIN R) of - ou - or - oder 061.7755.--(DIN L)
	en - et - and - und 2 x 061.7752.--

SOFTLINE
en - et - and - und
RENAISSANCE

008.3221.XX

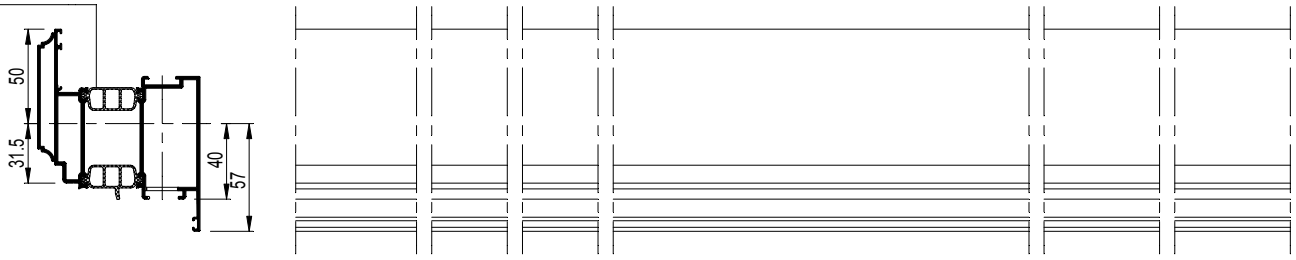

008.3221.XX

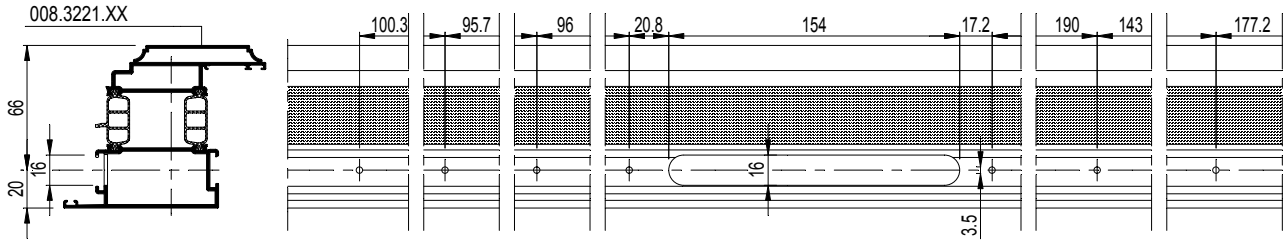

008.3221.XX

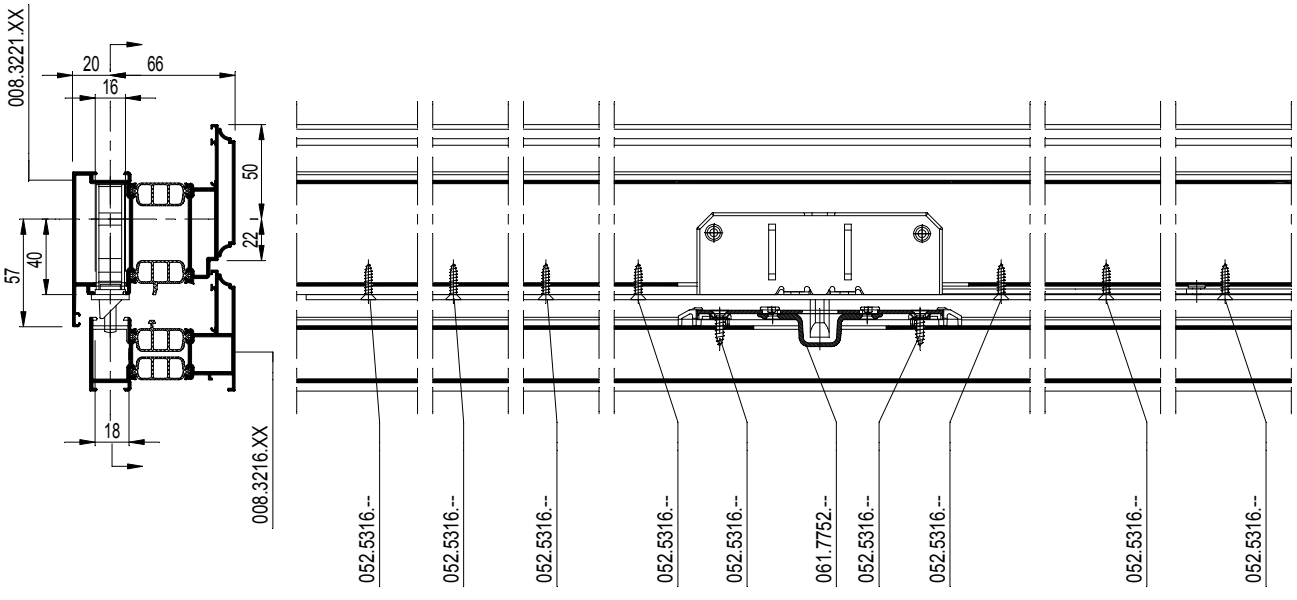

008.3216.XX

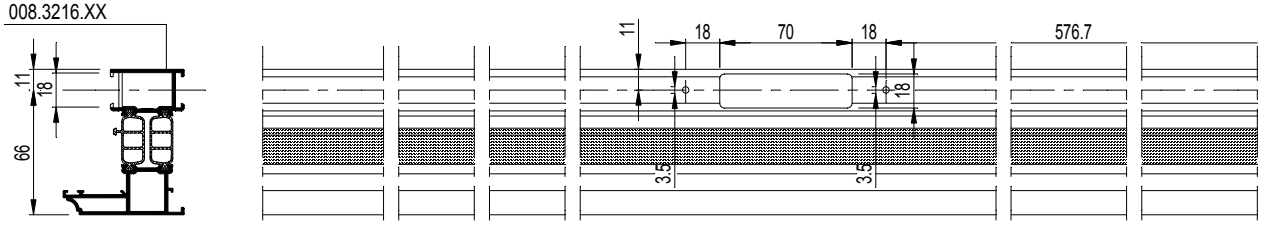

D0077601

CS 77

UITFREZING 3-PUNTSLOT RAAMDEUR WILKA SO. EN RE.
FRAISAGE FERM. A 3 PNT. PORTE-FEN. WILKA SO. ET RE.
MILLING 3-PNT. LOCK WINDOW-DOOR WILKA SO. AND RE.
AUSFR. 3-FACHVER. FENSTERTUER WILKA SO. UND RE.

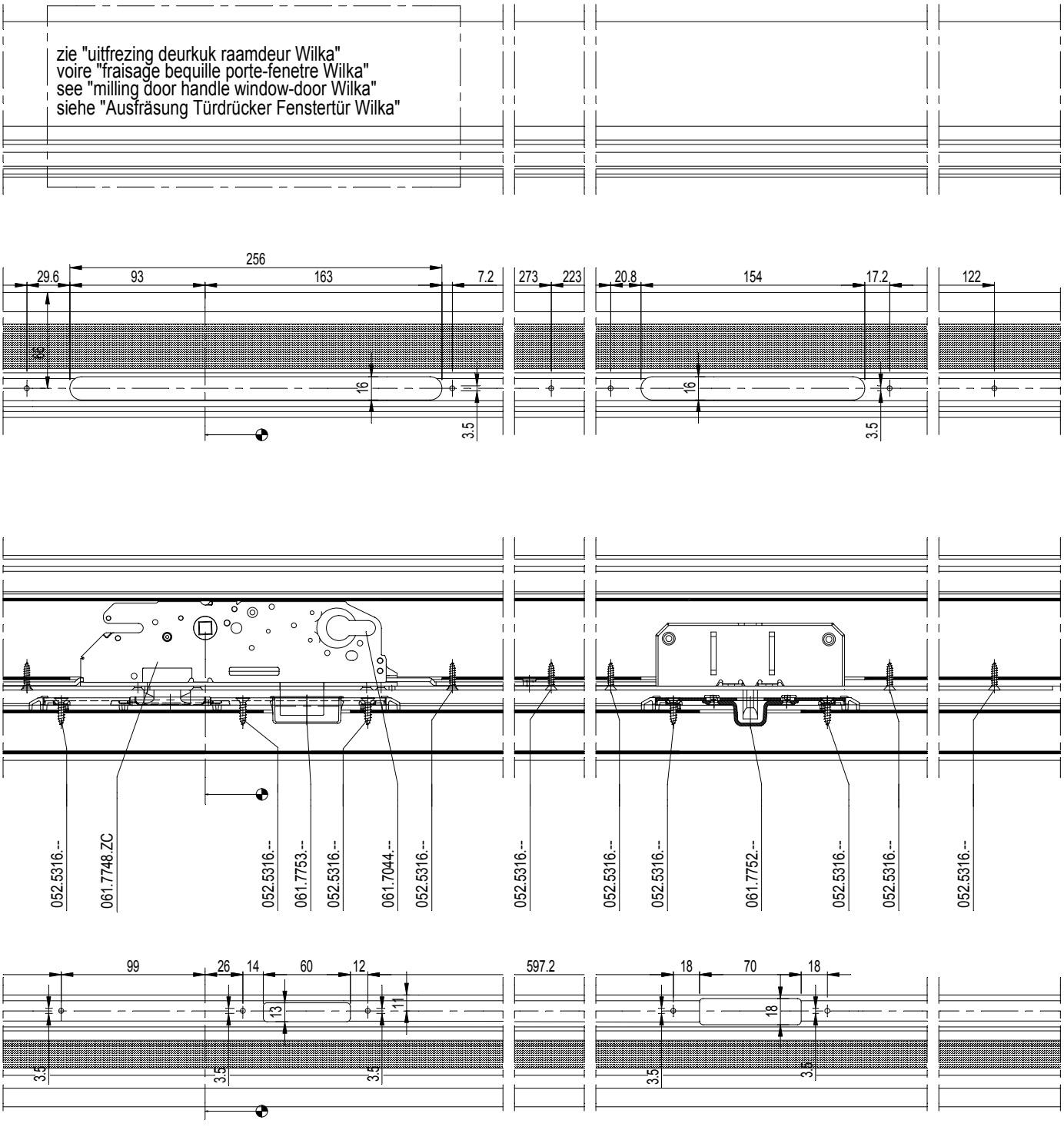

D0077601

		1A - H		2A - H		3A - H		4A - H	
		1x	061.7650.ZC	1x	061.7650.ZC	1x	061.7650.ZC	1x	061.7650.ZC
	A	1x	061.7704.--	1x	061.7704.--	1x	061.7704.--	1x	061.7704.--
	C DIN L	1x	061.6280.--	1x	061.6280.--	1x	061.6280.--	1x	061.6280.--
	C DIN R	1x	061.6281.--	1x	061.6281.--	1x	061.6281.--	1x	061.6281.--
		1x	061.7651.ZC	1x	061.7651.ZC	1x	061.7651.ZC	1x	061.7651.ZC
	A	1x	061.7704.--	1x	061.7704.--	1x	061.7704.--	1x	061.7704.--
		1x	061.7454.ZC	1x	061.7454.ZC	1x	061.7454.ZC	1x	061.7454.ZC
	A	1x	061.7704.--	1x	061.7704.--	1x	061.7704.--	1x	061.7704.--
		2x	061.7699.--	2x	061.7699.--	2x	061.7699.--	2x	061.7699.--
	C DIN L	1x	061.6280.--	1x	061.6280.--	1x	061.6280.--	1x	061.6280.--
	C DIN R	1x	061.6281.--	1x	061.6281.--	1x	061.6281.--	1x	061.6281.--
	C	2x	061.7699.--	2x	061.7699.--	2x	061.7699.--	2x	061.7699.--
	D	1x	061.7705.--	1x	061.7705.--	1x	061.7705.--	1x	061.7705.--
		1x	061.7455.ZC	1x	061.7455.ZC	1x	061.7455.ZC	1x	061.7455.ZC
	A	1x	061.7704.--	1x	061.7704.--	1x	061.7704.--	1x	061.7704.--
		2x	061.7699.--	2x	061.7699.--	2x	061.7699.--	2x	061.7699.--
	D	1x	061.7705.--	1x	061.7705.--	1x	061.7705.--	1x	061.7705.--
		1x	061.7354.ZC	1x	061.7354.ZC	1x	061.7354.ZC	1x	061.7354.ZC
	A	1x	061.7704.--	1x	061.7704.--	1x	061.7704.--	1x	061.7704.--
		2x	061.7699.--	2x	061.7699.--	2x	061.7699.--	2x	061.7699.--
	C DIN L	1x	061.6280.--	1x	061.6280.--	1x	061.6280.--	1x	061.6280.--
	C DIN R	1x	061.6281.--	1x	061.6281.--	1x	061.6281.--	1x	061.6281.--
	C	2x	061.7699.--	2x	061.7699.--	2x	061.7699.--	2x	061.7699.--
	D	1x	061.7706.--	1x	061.7706.--	1x	061.7706.--	1x	061.7706.--
		1x	061.7355.ZC	1x	061.7355.ZC	1x	061.7355.ZC	1x	061.7355.ZC
	A	1x	061.7704.--	1x	061.7704.--	1x	061.7704.--	1x	061.7704.--
		2x	061.7699.--	2x	061.7699.--	2x	061.7699.--	2x	061.7699.--
	D	1X	061.7706.--	1X	061.7706.--	1X	061.7706.--	1X	061.7706.--

D0078182

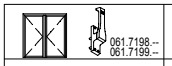		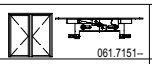		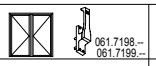		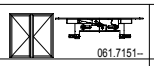		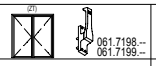		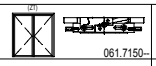					
5A - H		6A - H		7A - H		8A - H		9A - H		10A - H		11A - H		12A - H	
1x	061.7650.ZC	1x	061.7650.ZC	1x	061.7650.ZC	1x	061.7650.ZC	1x	061.7650.ZC	1x	061.7650.ZC	1x	061.7650.ZC	1x	061.7650.ZC
1x	061.7704.--	1x	061.7704.--	1x	061.7704.--	1x	061.7704.--	1x	061.7704.--	1x	061.7704.--	1x	061.7704.--	1x	061.7704.--
1x	061.6280.--	1x	061.6280.--	1x	061.6280.--	1x	061.6280.--	1x	061.6280.--	1x	061.6280.--	1x	061.6280.--	1x	061.6280.--
1x	061.6281.--	1x	061.6281.--	1x	061.6281.--	1x	061.6281.--	1x	061.6281.--	1x	061.6281.--	1x	061.6281.--	1x	061.6281.--
Zie F-pagina's / Voire F-pages / See F-pages / Siehe F-Seiten															
1x	061.7651.ZC	1x	061.7651.ZC	1x	061.7651.ZC	1x	061.7651.ZC	1x	061.7651.ZC	1x	061.7651.ZC	1x	061.7651.ZC	1x	061.7651.ZC
1x	061.7704.--	1x	061.7704.--	1x	061.7704.--	1x	061.7704.--	1x	061.7704.--	1x	061.7704.--	1x	061.7704.--	1x	061.7704.--
Zie F-pagina's / Voire F-pages / See F-pages / Siehe F-Seiten															
1x	061.7454.ZC	1x	061.7454.ZC	1x	061.7454.ZC	1x	061.7454.ZC	1x	061.7454.ZC	1x	061.7454.ZC	1x	061.7454.ZC	1x	061.7454.ZC
1x	061.7704.--	1x	061.7704.--	1x	061.7704.--	1x	061.7704.--	1x	061.7704.--	1x	061.7704.--	1x	061.7704.--	1x	061.7704.--
2x	061.7699.--	2x	061.7699.--	2x	061.7699.--	2x	061.7699.--	2x	061.7699.--	2x	061.7699.--	2x	061.7699.--	2x	061.7699.--
1x	061.6280.--	1x	061.6280.--	1x	061.6280.--	1x	061.6280.--	1x	061.6280.--	1x	061.6280.--	1x	061.6280.--	1x	061.6280.--
1x	061.6281.--	1x	061.6281.--	1x	061.6281.--	1x	061.6281.--	1x	061.6281.--	1x	061.6281.--	1x	061.6281.--	1x	061.6281.--
2x	061.7699.--	2x	061.7699.--	2x	061.7699.--	2x	061.7699.--	2x	061.7699.--	2x	061.7699.--	2x	061.7699.--	2x	061.7699.--
1x	061.7705.--			1x	061.7705.--			1x	061.7705.--			1x	061.7705.--		
Zie F-pagina's / Voire F-pages / See F-pages / Siehe F-Seiten															
1x	061.7455.ZC	1x	061.7455.ZC	1x	061.7455.ZC	1x	061.7455.ZC	1x	061.7455.ZC	1x	061.7455.ZC	1x	061.7455.ZC	1x	061.7455.ZC
1x	061.7704.--	1x	061.7704.--	1x	061.7704.--	1x	061.7704.--	1x	061.7704.--	1x	061.7704.--	1x	061.7704.--	1x	061.7704.--
2x	061.7699.--	2x	061.7699.--	2x	061.7699.--	2x	061.7699.--	2x	061.7699.--	2x	061.7699.--	2x	061.7699.--	2x	061.7699.--
1x	061.7705.--			1x	061.7705.--			1x	061.7705.--			1x	061.7705.--		
Zie F-pagina's / Voire F-pages / See F-pages / Siehe F-Seiten															
1x	061.7354.ZC	1x	061.7354.ZC	1x	061.7354.ZC	1x	061.7354.ZC	1x	061.7354.ZC	1x	061.7354.ZC	1x	061.7354.ZC	1x	061.7354.ZC
1x	061.7704.--	1x	061.7704.--	1x	061.7704.--	1x	061.7704.--	1x	061.7704.--	1x	061.7704.--	1x	061.7704.--	1x	061.7704.--
2x	061.7699.--	2x	061.7699.--	2x	061.7699.--	2x	061.7699.--	2x	061.7699.--	2x	061.7699.--	2x	061.7699.--	2x	061.7699.--
1x	061.6280.--	1x	061.6280.--	1x	061.6280.--	1x	061.6280.--	1x	061.6280.--	1x	061.6280.--	1x	061.6280.--	1x	061.6280.--
1x	061.6281.--	1x	061.6281.--	1x	061.6281.--	1x	061.6281.--	1x	061.6281.--	1x	061.6281.--	1x	061.6281.--	1x	061.6281.--
2x	061.7699.--	2x	061.7699.--	2x	061.7699.--	2x	061.7699.--	2x	061.7699.--	2x	061.7699.--	2x	061.7699.--	2x	061.7699.--
1x	061.7706.--			1x	061.7706.--			1x	061.7706.--			1x	061.7706.--		
Zie F-pagina's / Voire F-pages / See F-pages / Siehe F-Seiten															
1x	061.7355.ZC	1x	061.7355.ZC	1x	061.7355.ZC	1x	061.7355.ZC	1x	061.7355.ZC	1x	061.7355.ZC	1x	061.7355.ZC	1x	061.7355.ZC
1x	061.7704.--	1x	061.7704.--	1x	061.7704.--	1x	061.7704.--	1x	061.7704.--	1x	061.7704.--	1x	061.7704.--	1x	061.7704.--
2x	061.7699.--	2x	061.7699.--	2x	061.7699.--	2x	061.7699.--	2x	061.7699.--	2x	061.7699.--	2x	061.7699.--	2x	061.7699.--
1x	061.7706.--			1x	061.7706.--			1x	061.7706.--			1x	061.7706.--		
Zie F-pagina's / Voire F-pages / See F-pages / Siehe F-Seiten															

Slot
Serrure
Lock
Hakenschloss

Eénpuntsluiting met dagschieter
Fermeture à 1 point à pêne
1-Point lock with latch
Einfachverriegelung mit Falle

Eénpuntsluiting met rol
Fermeture à 1 points à rouleau
1-Point lock with roller
Einfachverriegelung mit Rolle

Driepuntsluiting
Fermeture à 3 points
3-Point lock
Dreifachverriegelung

Vijfpuntsluiting
Fermeture à 5 points
5-Point lock
Fünffachverriegelung

Vijfpuntsluiting met rol
Fermeture à 5 points à rouleau
5-Point lock with roller
Fünffachverriegelung mit Rolle

Vijfpuntsluiting lang
Fermeture à 5 points long
5-Point lock long
Fünffachverriegelung lang

Zevenpuntsluiting
Fermeture à 7 points
7-Point lock
Siebenfachverriegelung

Slotpaden
Gâches
Receivers
Schliessbleche

Elektrische deuropener
Gâche pour serrure électrique
Electric door opener
Elektrischer Türöffner

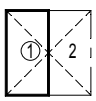

Primaire vleugel
Première vantail
First vent
Gangfleugel

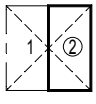

Secundaire vleugel
Deuxieme vantail
Second vent
Standfleugel

D0078182

CS 77

OVERZICHT SLOTEN DEUREN WILKA
APERCU SERRURES PORTES WILKA
OVERVIEW LOCKS DOORS WILKA
UEBERSICHT SCHLOESSER TUREN WILKA

		1A - H		2A - H		3A - H		4A - H	
1		1x	061.7743.ZC	1x	061.7743.ZC	1x	061.7743.ZC	1x	061.7743.ZC
	A DIN L	1x	061.7772.--	1x	061.7772.--	1x	061.7772.--	1x	061.7772.--
	A DIN R	1x	061.7769.--	1x	061.7769.--	1x	061.7769.--	1x	061.7769.--
Kaba 1		1x	061.7733.ZC	1x	061.7733.ZC	1x	061.7733.ZC	1x	061.7733.ZC
	A DIN L	1x	061.7772.--	1x	061.7772.--	1x	061.7772.--	1x	061.7772.--
	A DIN R	1x	061.7769.--	1x	061.7769.--	1x	061.7769.--	1x	061.7769.--
3		1x	061.7745.ZC	1x	061.7745.ZC	1x	061.7745.ZC	1x	061.7745.ZC
	A DIN L	1x	061.7772.--	1x	061.7772.--	1x	061.7772.--	1x	061.7772.--
	A DIN R	1x	061.7769.--	1x	061.7769.--	1x	061.7769.--	1x	061.7769.--
	A	2x	061.7768.--	2x	061.7768.--	2x	061.7768.--	2x	061.7768.--
	B DIN L	1x	061.7776.--	1x	061.7776.--	1x	061.7776.--	1x	061.7776.--
	B DIN R	1x	061.7777.--	1x	061.7777.--	1x	061.7777.--	1x	061.7777.--
Kaba 3		1x	061.7737.ZC	1x	061.7737.ZC	1x	061.7737.ZC	1x	061.7737.ZC
	A DIN L	1x	061.7772.--	1x	061.7772.--	1x	061.7772.--	1x	061.7772.--
	A DIN R	1x	061.7769.--	1x	061.7769.--	1x	061.7769.--	1x	061.7769.--
	A	2x	061.7768.--	2x	061.7768.--	2x	061.7768.--	2x	061.7768.--
	B DIN L	1x	061.7776.--	1x	061.7776.--	1x	061.7776.--	1x	061.7776.--
	B DIN R	1x	061.7777.--	1x	061.7777.--	1x	061.7777.--	1x	061.7777.--
7		1x	061.7746.ZC	1x	061.7746.ZC	1x	061.7746.ZC	1x	061.7746.ZC
	A DIN L	1x	061.7772.--	1x	061.7772.--	1x	061.7772.--	1x	061.7772.--
	A DIN L	2x	061.7778.--	2x	061.7778.--	2x	061.7778.--	2x	061.7778.--
	A DIN R	1x	061.7769.--	1x	061.7769.--	1x	061.7769.--	1x	061.7769.--
	A DIN R	2x	061.7774.--	2x	061.7774.--	2x	061.7774.--	2x	061.7774.--
	B DIN L	1x	061.7780.--	1x	061.7780.--	1x	061.7780.--	1x	061.7780.--
	B DIN R	1x	061.7781.--	1x	061.7781.--	1x	061.7781.--	1x	061.7781.--
Kaba 7		1x	061.7741.ZC	1x	061.7741.ZC	1x	061.7741.ZC	1x	061.7741.ZC
	A DIN L	1x	061.7772.--	1x	061.7772.--	1x	061.7772.--	1x	061.7772.--
	A DIN L	2x	061.7778.--	2x	061.7778.--	2x	061.7778.--	2x	061.7778.--
	A DIN R	1x	061.7769.--	1x	061.7769.--	1x	061.7769.--	1x	061.7769.--
	A DIN R	2x	061.7774.--	2x	061.7774.--	2x	061.7774.--	2x	061.7774.--
	B DIN L	1x	061.7780.--	1x	061.7780.--	1x	061.7780.--	1x	061.7780.--
	B DIN R	1x	061.7781.--	1x	061.7781.--	1x	061.7781.--	1x	061.7781.--
150 Pa 3		1x	061.7302.ZC	1x	061.7302.ZC	1x	061.7302.ZC	1x	061.7302.ZC
	A DIN L	1x	061.7772.--	1x	061.7772.--	1x	061.7772.--	1x	061.7772.--
	A DIN L	1x	061.7725.--	1x	061.7725.--	1x	061.7725.--	1x	061.7725.--
	A	1x	061.7726.--	1x	061.7726.--	1x	061.7726.--	1x	061.7726.--
	A	2x	061.7720.--	2x	061.7720.--	2x	061.7720.--	2x	061.7720.--
150 Pa 3		1x	061.7303.ZC	1x	061.7303.ZC	1x	061.7303.ZC	1x	061.7303.ZC
	A DIN R	1x	061.7769.--	1x	061.7769.--	1x	061.7769.--	1x	061.7769.--
	A DIN R	1x	061.7723.--	1x	061.7723.--	1x	061.7723.--	1x	061.7723.--
	A	1x	061.7726.--	1x	061.7726.--	1x	061.7726.--	1x	061.7726.--
	A	2x	061.7720.--	2x	061.7720.--	2x	061.7720.--	2x	061.7720.--

Primaire vleugel
Première vantail
First vent
Gangfleugel

Secundaire vleugel
Deuxieme vantail
Second vent
Standfleugel

D0078565

CS 77

OVERZICHT SLOTEN DEUREN WILKA
APERCU SERRURES PORTES WILKA
OVERVIEW LOCKS DOORS WILKA
UEBERSICHT SCHLOESSER TUREN WILKA

REYNAERS aluminium

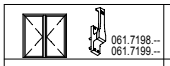 061.7198.-- 061.7199.--		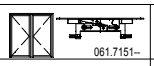 061.7151--		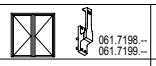 061.7198.-- 061.7199.--		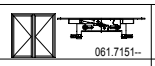 061.7151--		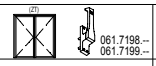 061.7198.-- 061.7199.--		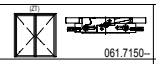 061.7150--		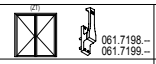 061.7198.-- 061.7199.--		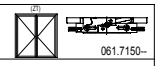 061.7150--	
5A - H		6A - H		7A - H		8A - H		9A - H		10A - H		11A - H		12A - H	
1x	061.7743.ZC	1x	061.7743.ZC	1x	061.7743.ZC	1x	061.7743.ZC	1x	061.7743.ZC	1x	061.7743.ZC	1x	061.7743.ZC	1x	061.7743.ZC
1x	061.7772.--	1x	061.7772.--	1x	061.7772.--	1x	061.7772.--	1x	061.7772.--	1x	061.7772.--	1x	061.7772.--	1x	061.7772.--
1x	061.7769.--	1x	061.7769.--	1x	061.7769.--	1x	061.7769.--	1x	061.7769.--	1x	061.7769.--	1x	061.7769.--	1x	061.7769.--
1x	061.7733.ZC	1x	061.7733.ZC	1x	061.7733.ZC	1x	061.7733.ZC	1x	061.7733.ZC	1x	061.7733.ZC	1x	061.7733.ZC	1x	061.7733.ZC
1x	061.7772.--	1x	061.7772.--	1x	061.7772.--	1x	061.7772.--	1x	061.7772.--	1x	061.7772.--	1x	061.7772.--	1x	061.7772.--
1x	061.7769.--	1x	061.7769.--	1x	061.7769.--	1x	061.7769.--	1x	061.7769.--	1x	061.7769.--	1x	061.7769.--	1x	061.7769.--
1x	061.7745.ZC	1x	061.7745.ZC	1x	061.7745.ZC	1x	061.7745.ZC	1x	061.7745.ZC	1x	061.7745.ZC	1x	061.7745.ZC	1x	061.7745.ZC
1x	061.7772.--	1x	061.7772.--	1x	061.7772.--	1x	061.7772.--	1x	061.7772.--	1x	061.7772.--	1x	061.7772.--	1x	061.7772.--
1x	061.7769.--	1x	061.7769.--	1x	061.7769.--	1x	061.7769.--	1x	061.7769.--	1x	061.7769.--	1x	061.7769.--	1x	061.7769.--
2x	061.7768.--	2x	061.7768.--	2x	061.7768.--	2x	061.7768.--	2x	061.7768.--	2x	061.7768.--	2x	061.7768.--	2x	061.7768.--
1x	061.7776.--			1x	061.7776.--			1x	061.7776.--			1x	061.7776.--		
1x	061.7777.--			1x	061.7777.--			1x	061.7777.--			1x	061.7777.--		
1x	061.7737.ZC	1x	061.7737.ZC	1x	061.7737.ZC	1x	061.7737.ZC	1x	061.7737.ZC	1x	061.7737.ZC	1x	061.7737.ZC	1x	061.7737.ZC
1x	061.7772.--	1x	061.7772.--	1x	061.7772.--	1x	061.7772.--	1x	061.7772.--	1x	061.7772.--	1x	061.7772.--	1x	061.7772.--
1x	061.7769.--	1x	061.7769.--	1x	061.7769.--	1x	061.7769.--	1x	061.7769.--	1x	061.7769.--	1x	061.7769.--	1x	061.7769.--
2x	061.7768.--	2x	061.7768.--	2x	061.7768.--	2x	061.7768.--	2x	061.7768.--	2x	061.7768.--	2x	061.7768.--	2x	061.7768.--
1x	061.7776.--			1x	061.7776.--			1x	061.7776.--			1x	061.7776.--		
1x	061.7777.--			1x	061.7777.--			1x	061.7777.--			1x	061.7777.--		
1x	061.7746.ZC	1x	061.7746.ZC	1x	061.7746.ZC	1x	061.7746.ZC	1x	061.7746.ZC	1x	061.7746.ZC	1x	061.7746.ZC	1x	061.7746.ZC
1x	061.7772.--	1x	061.7772.--	1x	061.7772.--	1x	061.7772.--	1x	061.7772.--	1x	061.7772.--	1x	061.7772.--	1x	061.7772.--
2x	061.7778.--	2x	061.7778.--	2x	061.7778.--	2x	061.7778.--	2x	061.7778.--	2x	061.7778.--	2x	061.7778.--	2x	061.7778.--
1x	061.7769.--	1x	061.7769.--	1x	061.7769.--	1x	061.7769.--	1x	061.7769.--	1x	061.7769.--	1x	061.7769.--	1x	061.7769.--
2x	061.7774.--	2x	061.7774.--	2x	061.7774.--	2x	061.7774.--	2x	061.7774.--	2x	061.7774.--	2x	061.7774.--	2x	061.7774.--
1x	061.7780.--			1x	061.7780.--			1x	061.7780.--			1x	061.7780.--		
1x	061.7781.--			1x	061.7781.--			1x	061.7781.--			1x	061.7781.--		
1x	061.7741.ZC	1x	061.7741.ZC	1x	061.7741.ZC	1x	061.7741.ZC	1x	061.7741.ZC	1x	061.7741.ZC	1x	061.7741.ZC	1x	061.7741.ZC
1x	061.7772.--	1x	061.7772.--	1x	061.7772.--	1x	061.7772.--	1x	061.7772.--	1x	061.7772.--	1x	061.7772.--	1x	061.7772.--
2x	061.7778.--	2x	061.7778.--	2x	061.7778.--	2x	061.7778.--	2x	061.7778.--	2x	061.7778.--	2x	061.7778.--	2x	061.7778.--
1x	061.7769.--	1x	061.7769.--	1x	061.7769.--	1x	061.7769.--	1x	061.7769.--	1x	061.7769.--	1x	061.7769.--	1x	061.7769.--
2x	061.7774.--	2x	061.7774.--	2x	061.7774.--	2x	061.7774.--	2x	061.7774.--	2x	061.7774.--	2x	061.7774.--	2x	061.7774.--
1x	061.7780.--			1x	061.7780.--			1x	061.7780.--			1x	061.7780.--		
1x	061.7781.--			1x	061.7781.--			1x	061.7781.--			1x	061.7781.--		
1x	061.7302.ZC	1x	061.7302.ZC	1x	061.7302.ZC	1x	061.7302.ZC	1x	061.7302.ZC	1x	061.7302.ZC	1x	061.7302.ZC	1x	061.7302.ZC
1x	061.7772.--	1x	061.7772.--	1x	061.7772.--	1x	061.7772.--	1x	061.7772.--	1x	061.7772.--	1x	061.7772.--	1x	061.7772.--
1x	061.7725.--	1x	061.7725.--	1x	061.7725.--	1x	061.7725.--	1x	061.7725.--	1x	061.7725.--	1x	061.7725.--	1x	061.7725.--
1x	061.7726.--	1x	061.7726.--	1x	061.7726.--	1x	061.7726.--	1x	061.7726.--	1x	061.7726.--	1x	061.7726.--	1x	061.7726.--
2x	061.7720.--	2x	061.7720.--	2x	061.7720.--	2x	061.7720.--	2x	061.7720.--	2x	061.7720.--	2x	061.7720.--	2x	061.7720.--
1x	061.7303.ZC	1x	061.7303.ZC	1x	061.7303.ZC	1x	061.7303.ZC	1x	061.7303.ZC	1x	061.7303.ZC	1x	061.7303.ZC	1x	061.7303.ZC
1x	061.7769.--	1x	061.7769.--	1x	061.7769.--	1x	061.7769.--	1x	061.7769.--	1x	061.7769.--	1x	061.7769.--	1x	061.7769.--
1x	061.7723.--	1x	061.7723.--	1x	061.7723.--	1x	061.7723.--	1x	061.7723.--	1x	061.7723.--	1x	061.7723.--	1x	061.7723.--
1x	061.7726.--	1x	061.7726.--	1x	061.7726.--	1x	061.7726.--	1x	061.7726.--	1x	061.7726.--	1x	061.7726.--	1x	061.7726.--
2x	061.7720.--	2x	061.7720.--	2x	061.7720.--	2x	061.7720.--	2x	061.7720.--	2x	061.7720.--	2x	061.7720.--	2x	061.7720.--

D0078565

Sobinco	061.7650.ZC	061.7704.--
	061.7695.ZC	061.7704.--
	061.7651.ZC	061.7704.--

			VAR. A
Sobinco	061.7454.ZC	061.7704.--	or 061.7705.--
H=2170		2x 061.7699.--	
	061.7455.ZC	061.7704.--	or 061.7705.--
H=2170		2x 061.7699.--	

			VAR. A
Sobinco	061.7354.ZC	061.7704.--	or 061.7706.--
H=2370		2x 061.7699.--	FH>2450
	061.7355.ZC	061.7704.--	or 061.7706.--
H=2370		2x 061.7699.--	FH>2450

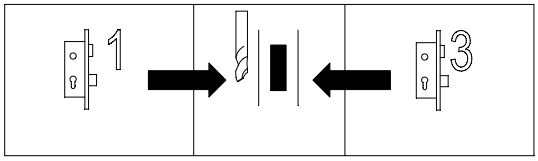

Sobinco	061.7650.ZC	061.6281.-- DIN R
		061.6280.-- DIN L

D0077840

WILKA PZ LOCK	1	061.7743.ZC	061.7769.-- DIN R 061.7772.-- DIN L
KABA*	1	061.7733.ZC	061.7769.-- DIN R 061.7772.-- DIN L

* KABA sloten enkel voor zwitserse markt.
* Fermetures KABA seulement pour le marché suisse.
* KABA locks only for swiss market
* KABA SchlöBer nür für die Schweiz

				VAR. A
WILKA PZ LOCK	3	061.7745.ZC	061.7769.-- DIN R 061.7772.-- DIN L 2x 061.7768.--	or 061.7776.-- DIN L 061.7777.-- DIN R
KABA*	3	061.7737.ZC	061.7769.-- DIN R 061.7772.-- DIN L 2x 061.7768.--	or 061.7776.-- DIN L 061.7777.-- DIN R

				VAR. A
WILKA PZ LOCK	7	061.7746.ZC	061.7769.-- DIN R 061.7772.-- DIN L 2x 061.7774.-- DIN R 2x 061.7778.-- DIN L	or 061.7780.-- DIN L 061.7781.-- DIN R
KABA*	7	061.7741.ZC	061.7769.-- DIN R 061.7772.-- DIN L 2x 061.7774.-- DIN R 2x 061.7778.-- DIN L	or 061.7780.-- DIN L 061.7781.-- DIN R

WILKA 150Pa (DIN R)	3	061.7303.--	061.7726.-- 061.7723.-- DIN R 061.7769.-- DIN R 2x 061.7720.--
150Pa (DIN L)	3	061.7302.--	061.7726.-- 061.7725.-- DIN L 061.7772.-- DINL 2x 061.7720.--

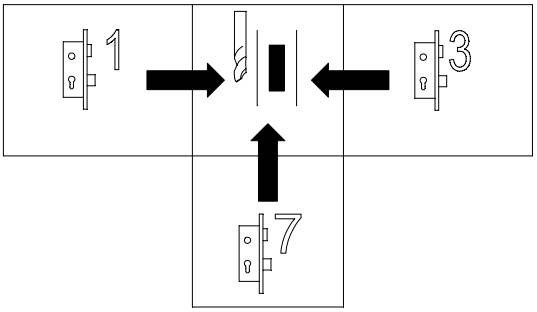

D0077840

CS 77

UITFREZING 1-PUNTSLOT SOBINCO
FRAISAGE FERMETURE A 1 POINT SOBINCO
MILLING 1 POINT LOCK SOBINCO
AUSFRAESUNG 1-FACHVERRIEGELUNG SOBINCO

REYNAERS aluminium

D0075762

CS 77

UITFREZING 1-PUNTSLOT SOBINCO
FRAISAGE FERMETURE A 1 POINT SOBINCO
MILLING 1 POINT LOCK SOBINCO
AUSFRAESUNG 1-FACHVERRIEGELUNG SOBINCO

REYNAERS aluminium

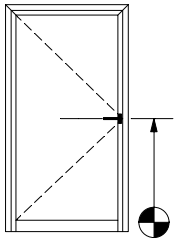

Referentiemaat
Dimension de référence
Reference dimension
Referenzmass

Sobinco	1	061.7650.ZC	061.7704.--
	1	061.7695.ZC	061.7704.--
	1	061.7651.ZC	061.7704.--

095.A700.00		095.A731.00* en - et - and - und 095.A746.00**	
of - ou - or - oder			
095.B300.00		095.B320.00* en - et - and - und 095.B331.00**	

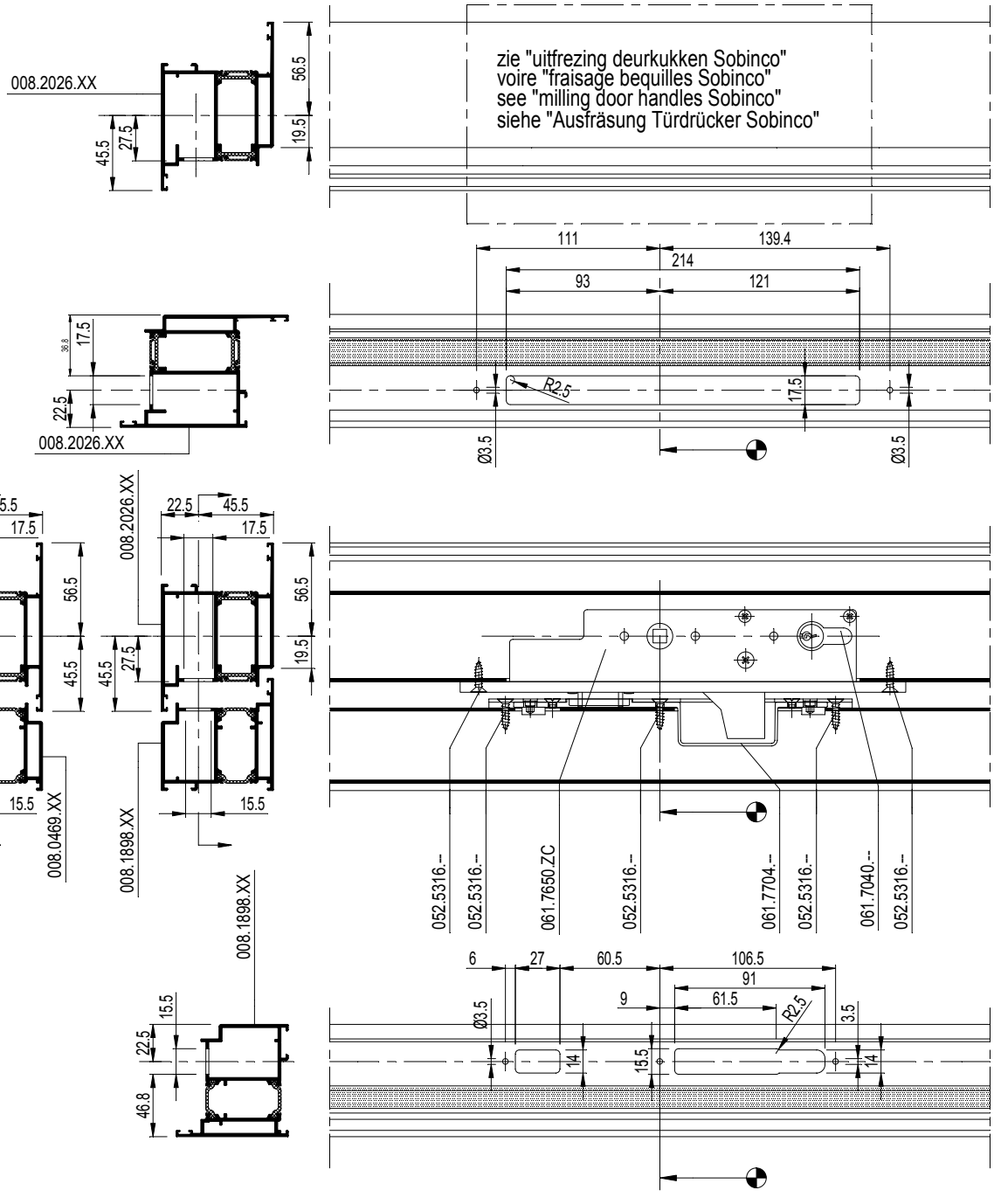

D0075762

CS 77

UITFREZING 5-PUNTSLOT SOBINCO
FRAISAGE FERMETURE A 5 POINTS SOBINCO
MILLING 5 POINT LOCK SOBINCO
AUSFRAESUNG 5-FACHVERRIEGELUNG SOBINCO

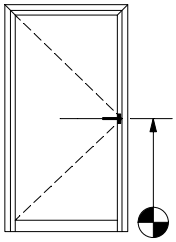

Referentiemaat
Dimension de référence
Reference dimension
Referenzmass

Sobinco	061.7454.ZC	061.7704.--	
H=2170		2x	061.7699.--
	061.7455.ZC	061.7704.--	
H=2170		2x	061.7699.--

095.A700.00		095.A731.00* en - et - and - und 095.A746.00**	
of - ou - or - oder			
095.B300.00		095.B320.00* en - et - and - und 095.B331.00**	

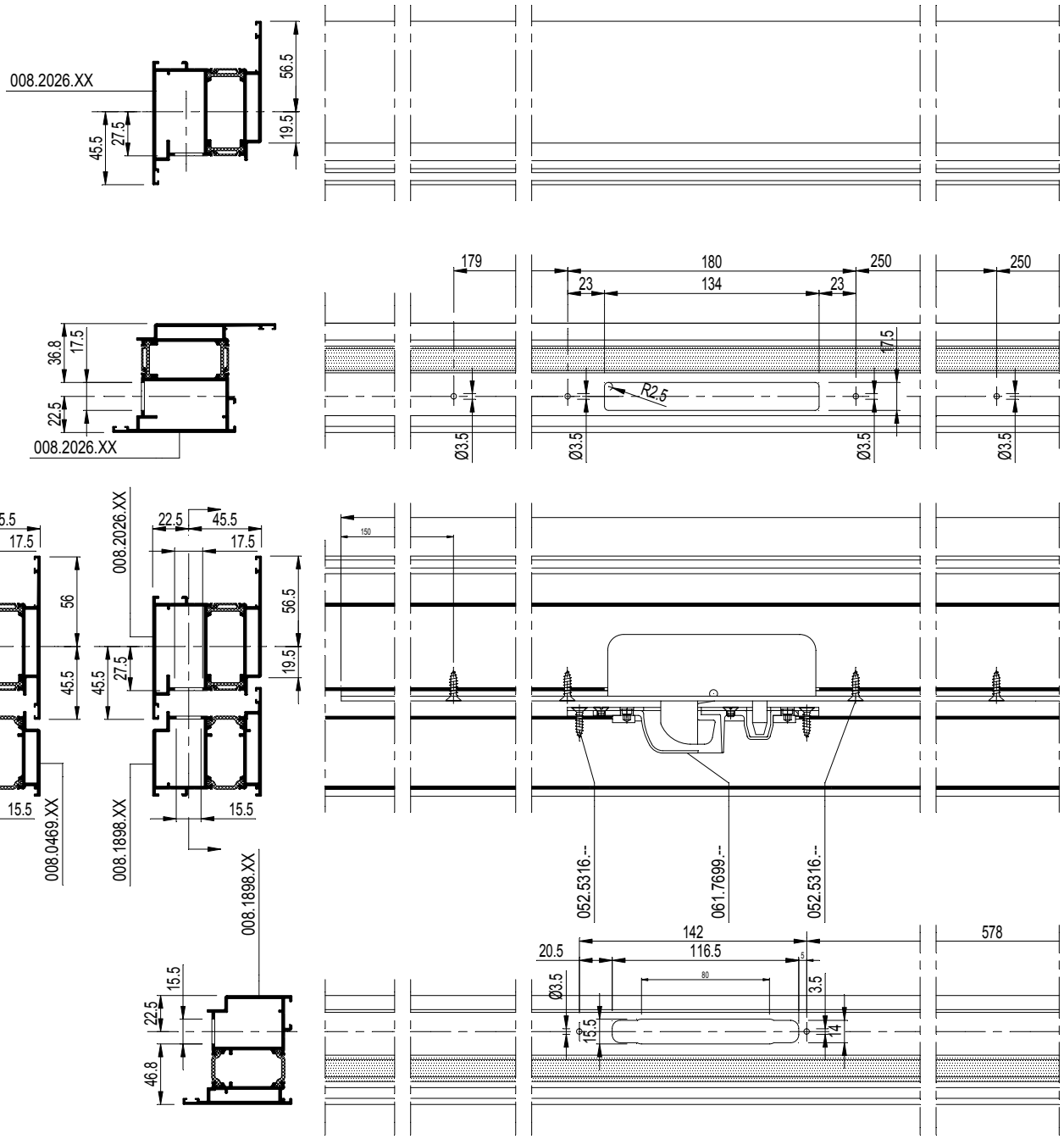

D0075763

CS 77

UITFREZING 5-PUNTSLOT SOBINCO
FRAISAGE FERMETURE A 5 POINTS SOBINCO
MILLING 5 POINT LOCK SOBINCO
AUSFRAESUNG 5-FACHVERRIEGELUNG SOBINCO

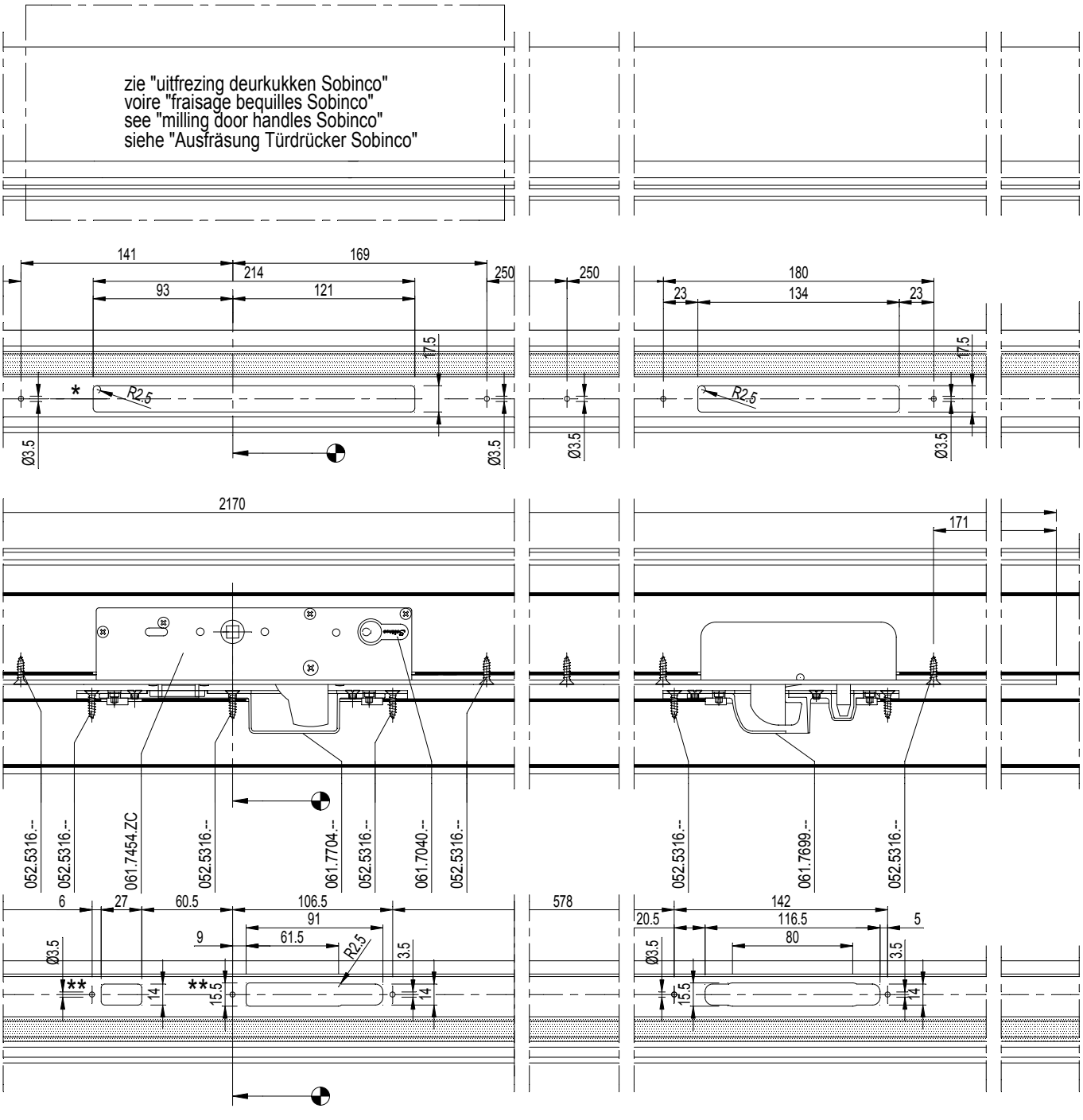

D0075763

CS 77

UITFREZING 5-PUNTSLOT SOBINCO VAR. A
FRAISAGE FERMETURE A 5 POINTS SOBINCO VAR. A
MILLING 5 POINT LOCK SOBINCO VAR. A
AUSFRAESUNG 5-FACHVERRIEGELUNG SOBINCO VAR. A

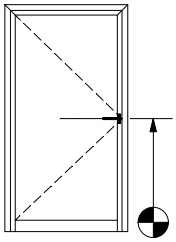

Referentiemaat
Dimension de référence
Reference dimension
Referenzmass

Sobinco 5 H=2170	061.7454.ZC	061.7705.--
5 H=2170	061.7455.ZC	061.7705.--

095.A700.00		095.A731.00* en - et - and - und 095.A746.00**
of - ou - or - oder		
095.B300.00		095.B320.00* en - et - and - und 095.B331.00**

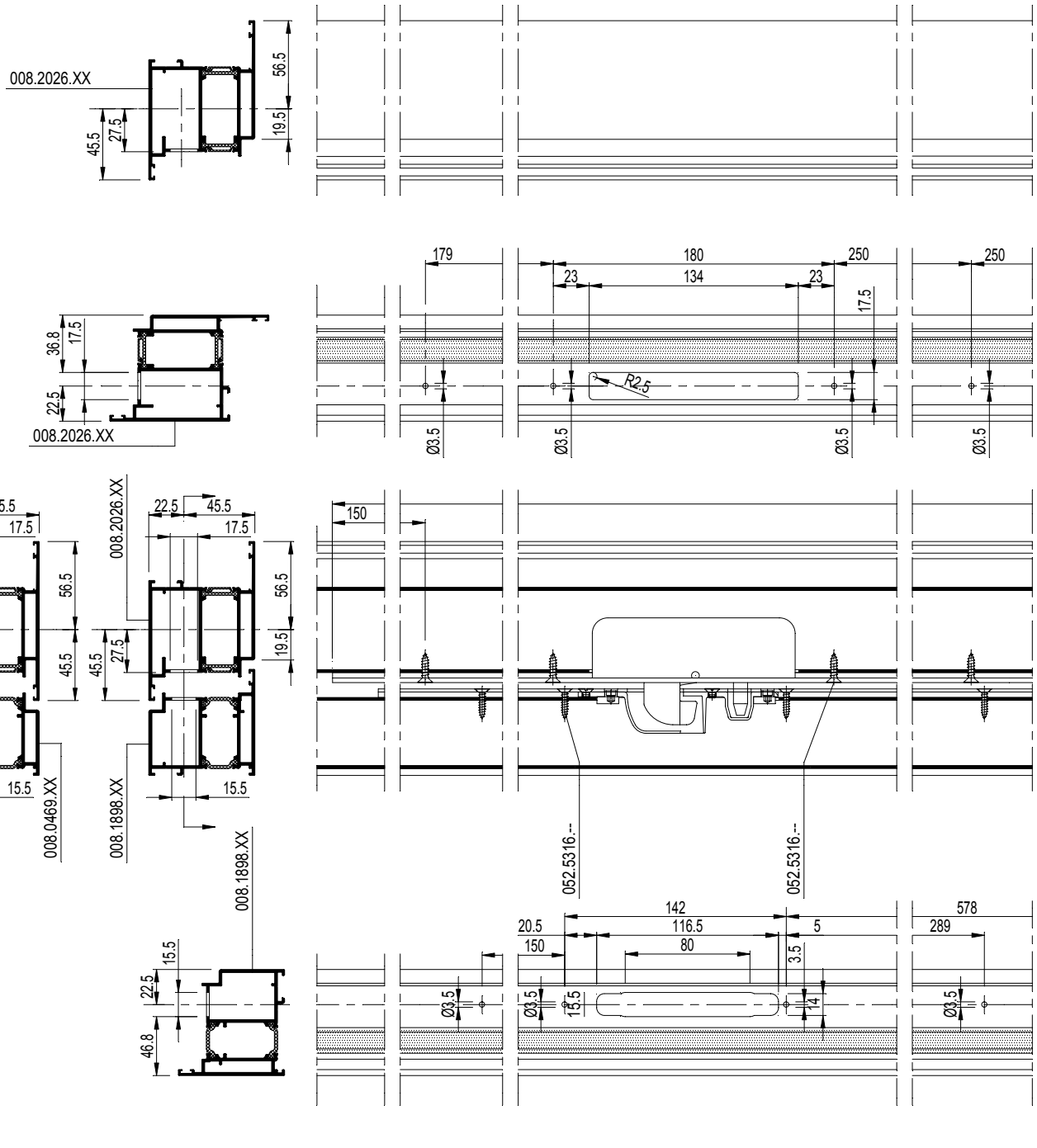

D0075764

CS 77

UITFREZING 5-PUNTSLOT SOBINCO VAR. A
FRAISAGE FERMETURE A 5 POINTS SOBINCO VAR. A
MILLING 5 POINT LOCK SOBINCO VAR. A
AUSFRAESUNG 5-FACHVERRIEGELUNG SOBINCO VAR. A

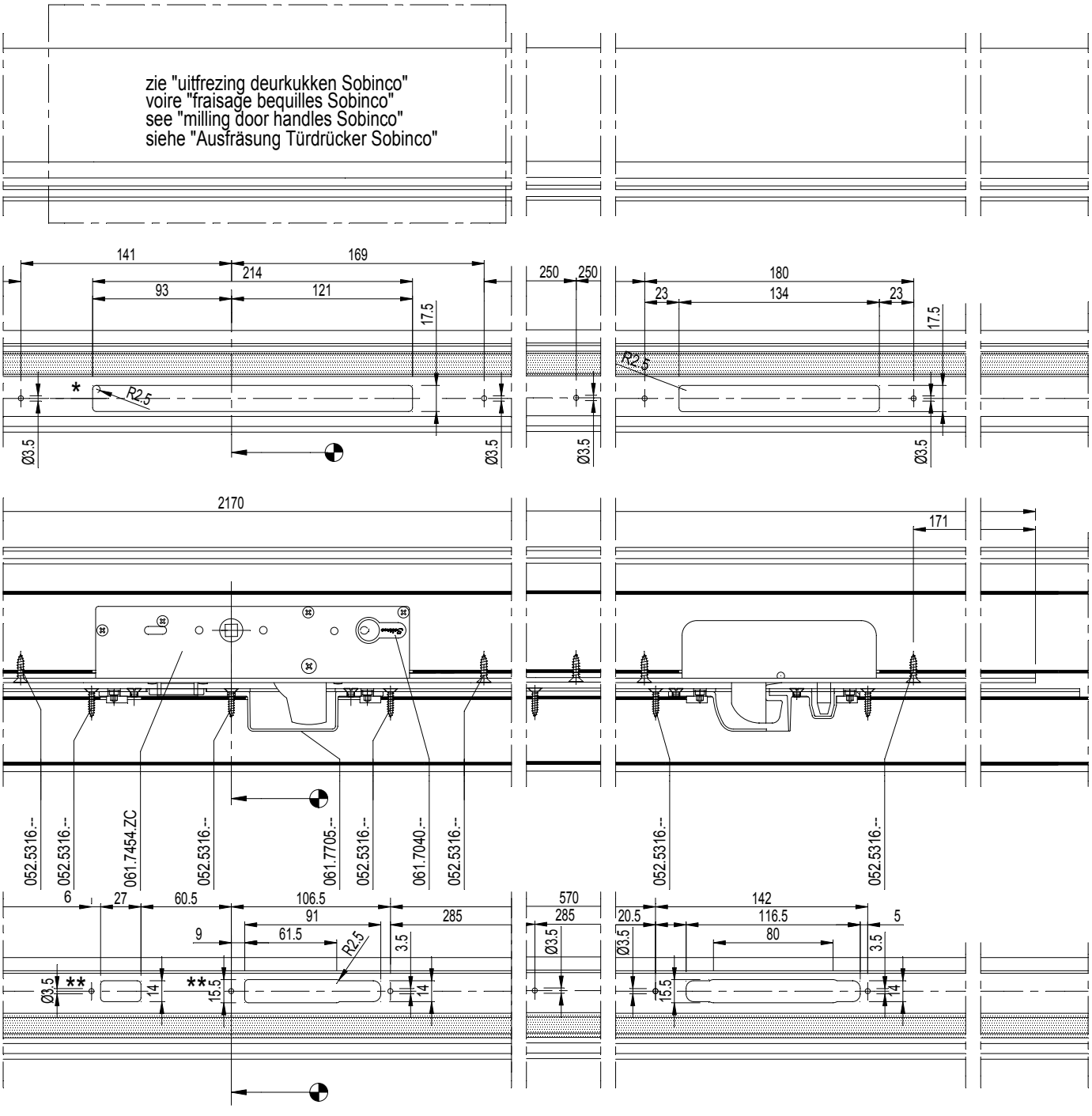

D0075764

CS 77

UITFREZING 5-PUNTSLOT LANG SOBINCO
FRAISAGE FERMETURE A 5 POINTS LONG SOBINCO
MILLING 5 POINT LOCK LONG SOBINCO
AUSFRAESUNG 5-FACHVERRIEGELUNG LANG SOBINCO

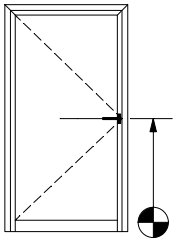

Referentiemaat
Dimension de référence
Reference dimension
Referenzmass

Sobinco	061.7354.ZC	061.7704.--	
H=2370		2x	061.7699.--
	061.7355.ZC	061.7704.--	
H=2370		2x	061.7699.--

095.A700.00		095.A731.00* en - et - and - und 095.A746.00**	
of - ou - or - oder			
095.B300.00		095.B320.00* en - et - and - und 095.B331.00**	

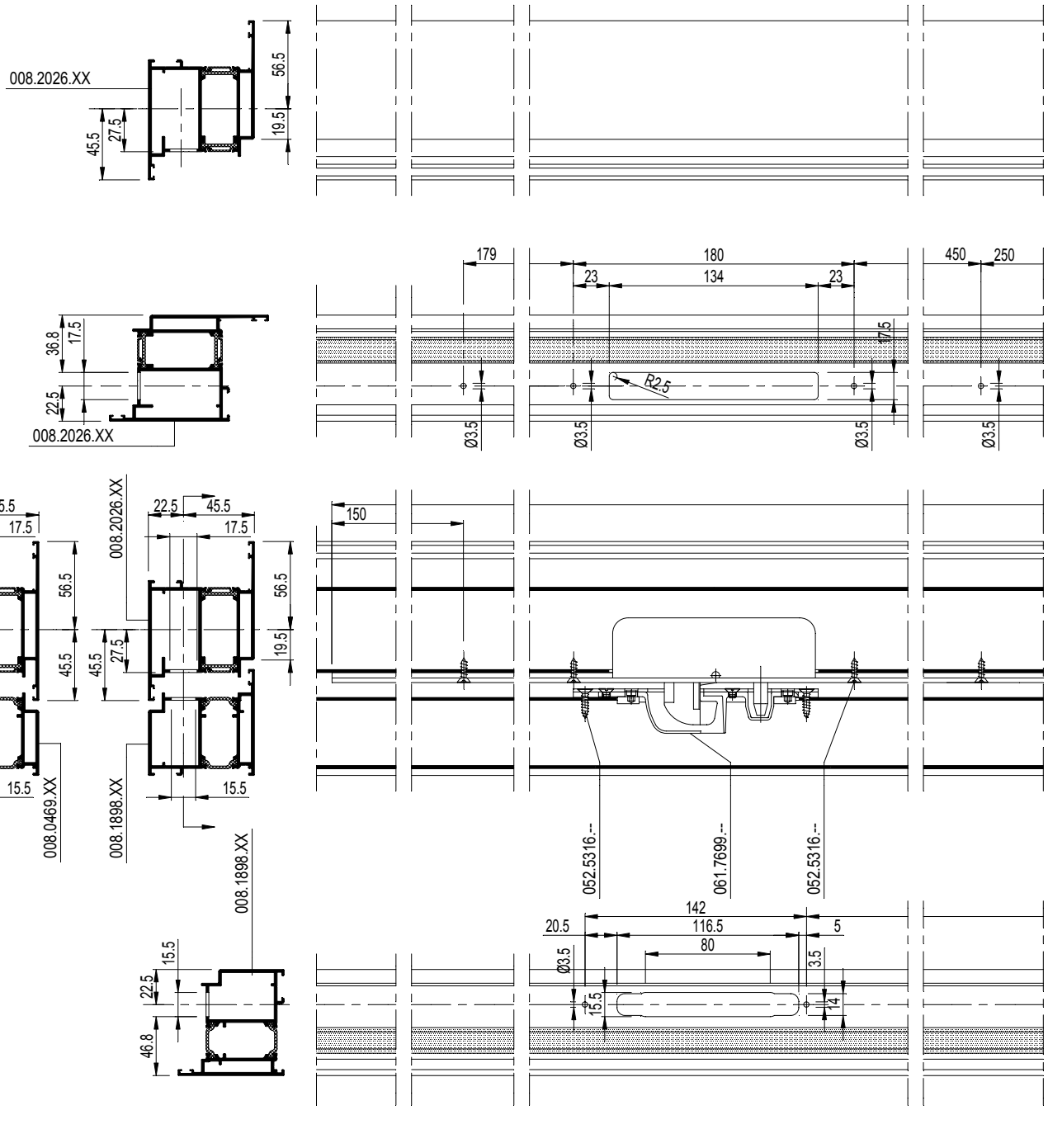

D0075767

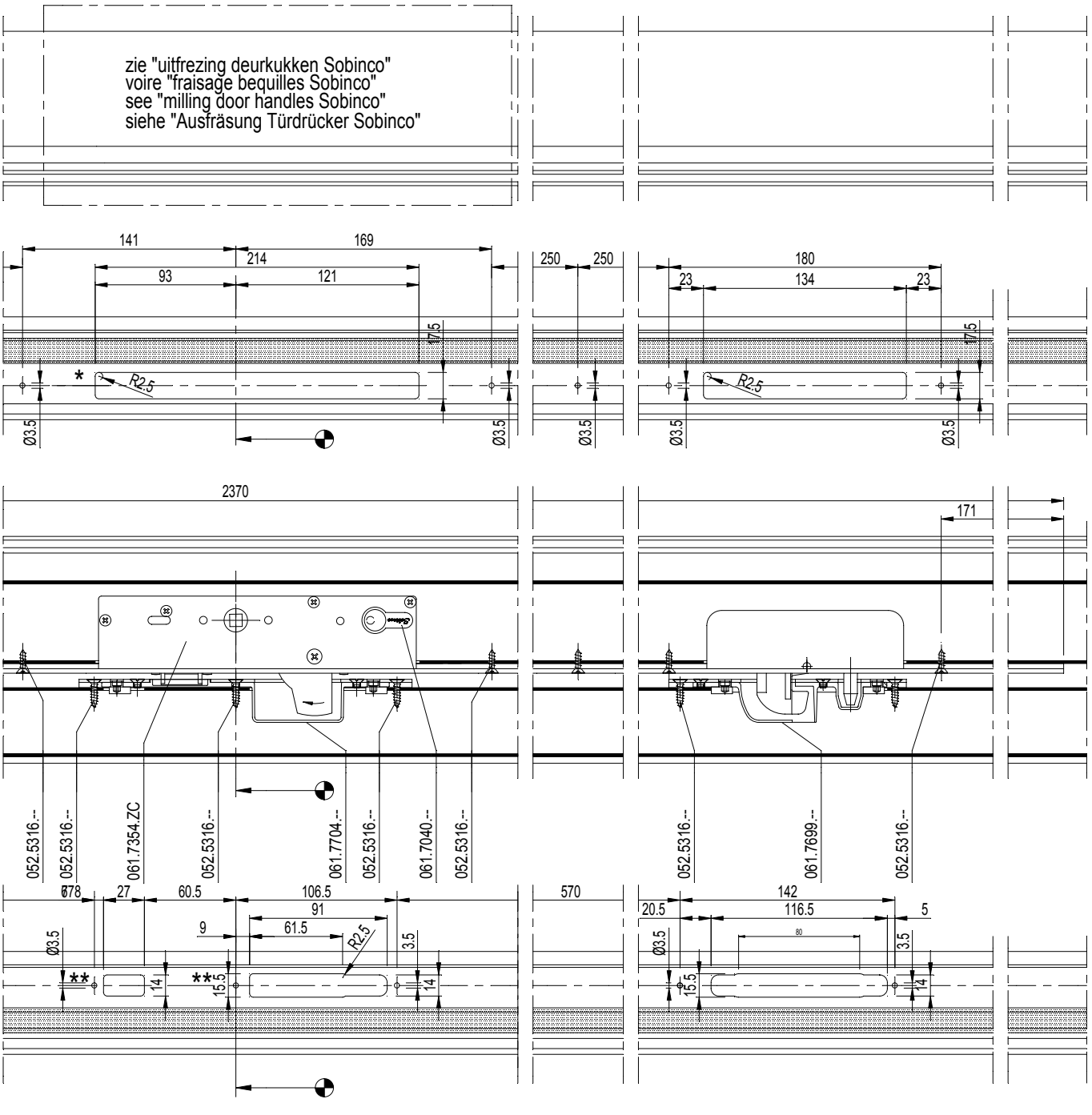
zie "uitfrezing deurkukken Sobinco"
voire "fraisage bequilles Sobinco"
see "milling door handles Sobinco"
siehe "Ausfräsung Türdrücker Sobinco"
141
214
169
93
121
17.5
*
R2.5
Ø3.5
250
250
180
23
134
23
2370
171
052.5316.--
052.5316.--
061.7354.ZC
052.5316.--
061.7704.--
052.5316.--
061.7040.--
052.5316.--
052.5316.--
061.7699.--
052.5316.--
Ø8
27
60.5
106.5
91
9
61.5
3.5
14
15.5
**
570
142
20.5
116.5
5
80

D0075767

CS 77

UITFREZING 5-PUNTSLOT LANG SOBINCO VAR. A
FRAISAGE FERMETURE A 5 POINTS LONG SOBINCO VAR. A
MILLING 5 POINT LOCK LONG SOBINCO VAR. A
AUSFRAESUNG 5-FACHVERRIEGELUNG LANG SOBINCO VAR. A

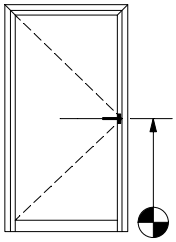

Referentiemaat
Dimension de référence
Reference dimension
Referenzmass

Sobinco	061.7354.ZC		061.7706.--
H=2130			
	061.7355.ZC		061.7706.--
H=2370			

	095.A700.00		095.A731.00* en - et - and - und 095.A746.00**
of - ou - or - oder			
	095.B300.00		095.B320.00* en - et - and - und 095.B331.00**

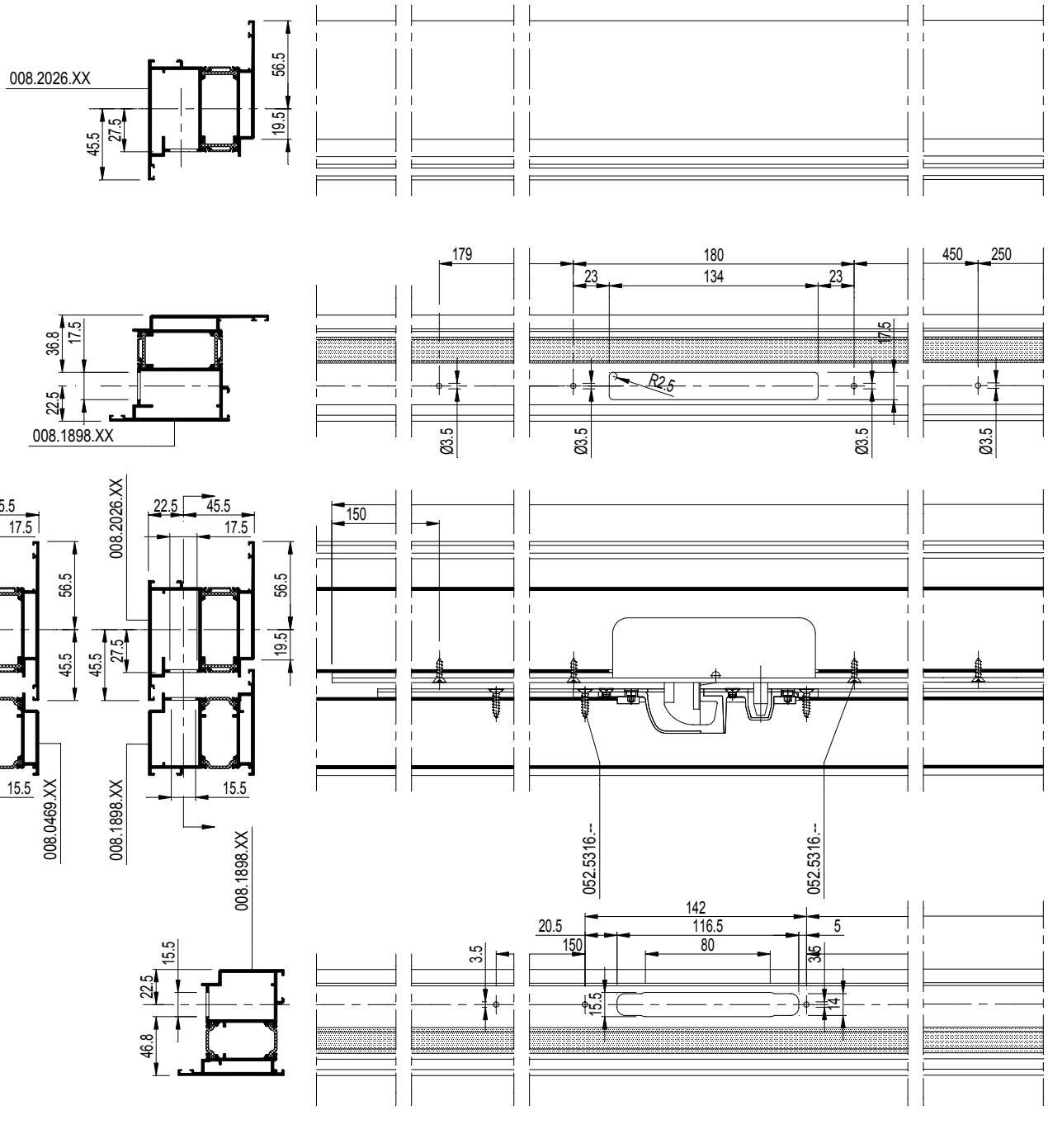

D0075768

CS 77

UITFREZING 5-PUNTSLOT LANG SOBINCO VAR. A
FRAISAGE FERMETURE A 5 POINTS LONG SOBINCO VAR. A
MILLING 5 POINT LOCK LONG SOBINCO VAR. A
AUSFRAESUNG 5-FACHVERRIEGELUNG LANG SOBINCO VAR. A

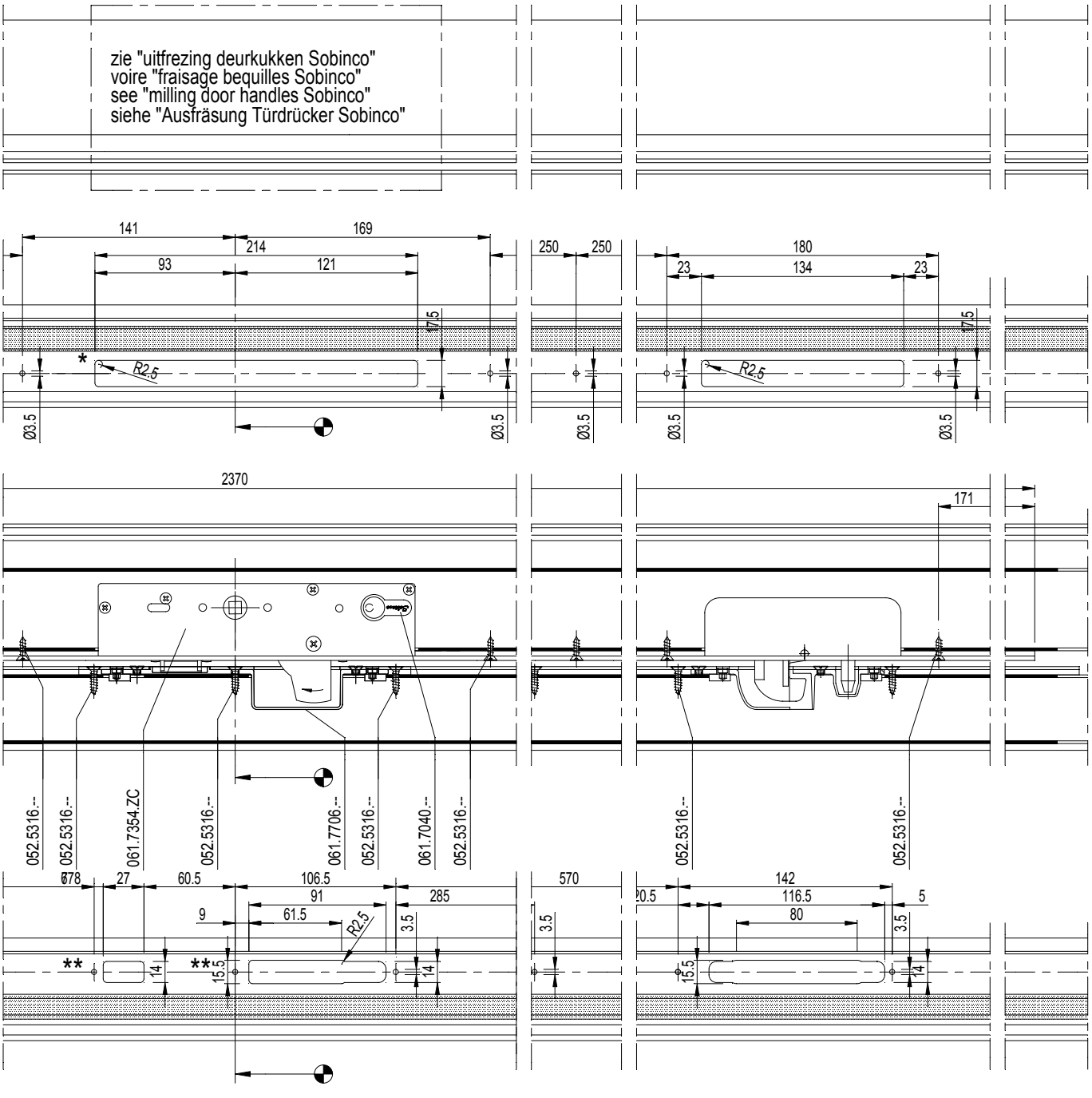

D0075768

CS 77

UITFREZING 1-PUNTSLOT WILKA
FRAISAGE FERMETURE A 1 POINT WILKA
MILLING 1 POINT LOCK WILKA
AUSFRAESUNG 1-FACHVERRIEGELUNG WILKA

REYNAERS aluminium

D0075916

CS 77

UITFREZING 1-PUNTSLOT WILKA
FRAISAGE FERMETURE A 1 POINT WILKA
MILLING 1 POINT LOCK WILKA
AUSFRAESUNG 1-FACHVERRIEGELUNG WILKA

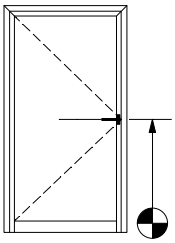

Referentiemaat
Dimension de référence
Reference dimension
Referenzmass

WILKA PZ LOCKS	1	061.7743.ZC	061.7769.-- (DIN R) 061.7772.-- (DIN L)

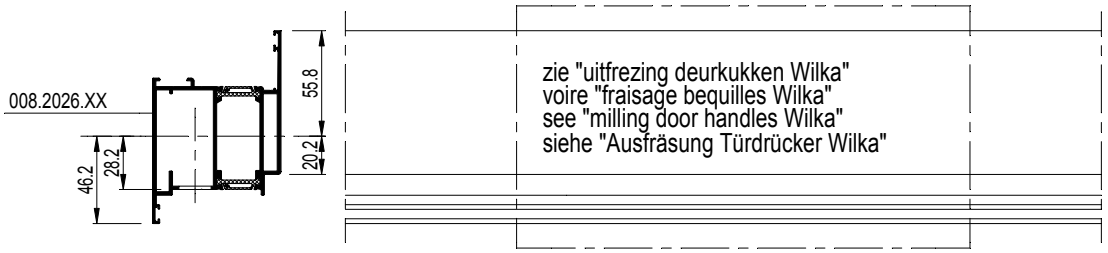

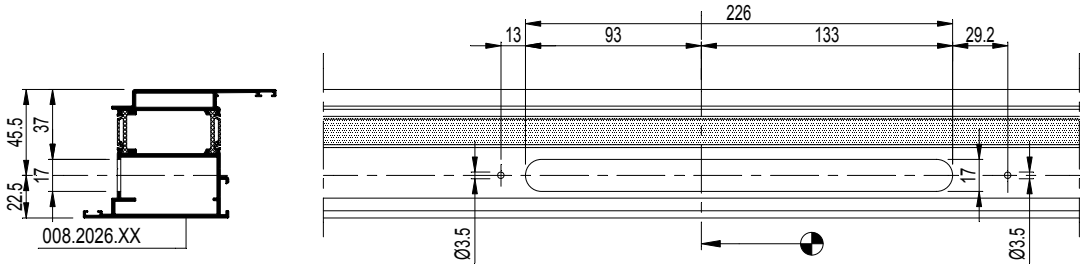

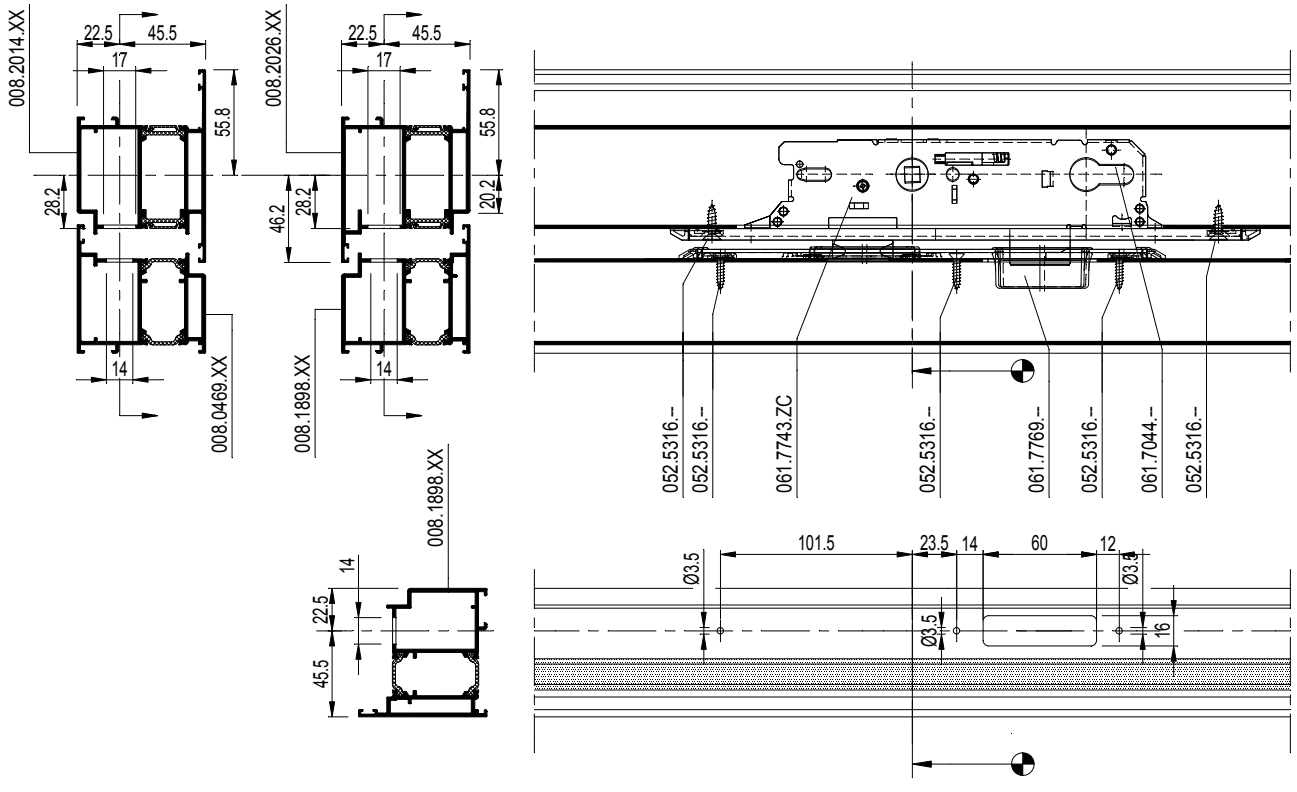

D0075916

CS 77

UITFREZING 1-PUNTSLOT WILKA - KABA
FRAISAGE FERMETURE A 1 POINT WILKA - KABA
MILLING 1 POINT LOCK WILKA - KABA
AUSFRAESUNG 1-FACHVERRIEGELUNG WILKA - KABA

REYNAERS aluminium

D0076016

CS 77

UITFREZING 1-PUNTSLOT WILKA - KABA
FRAISAGE FERMETURE A 1 POINT WILKA - KABA
MILLING 1 POINT LOCK WILKA - KABA
AUSFRAESUNG 1-FACHVERRIEGELUNG WILKA - KABA

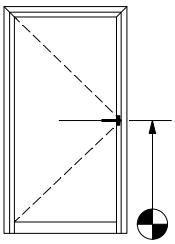

Referentiemaat
Dimension de référence
Reference dimension
Referenzmass

Kaba	1	061.7733.ZC	061.7769.-- (DIN R) 061.7772.-- (DIN L)

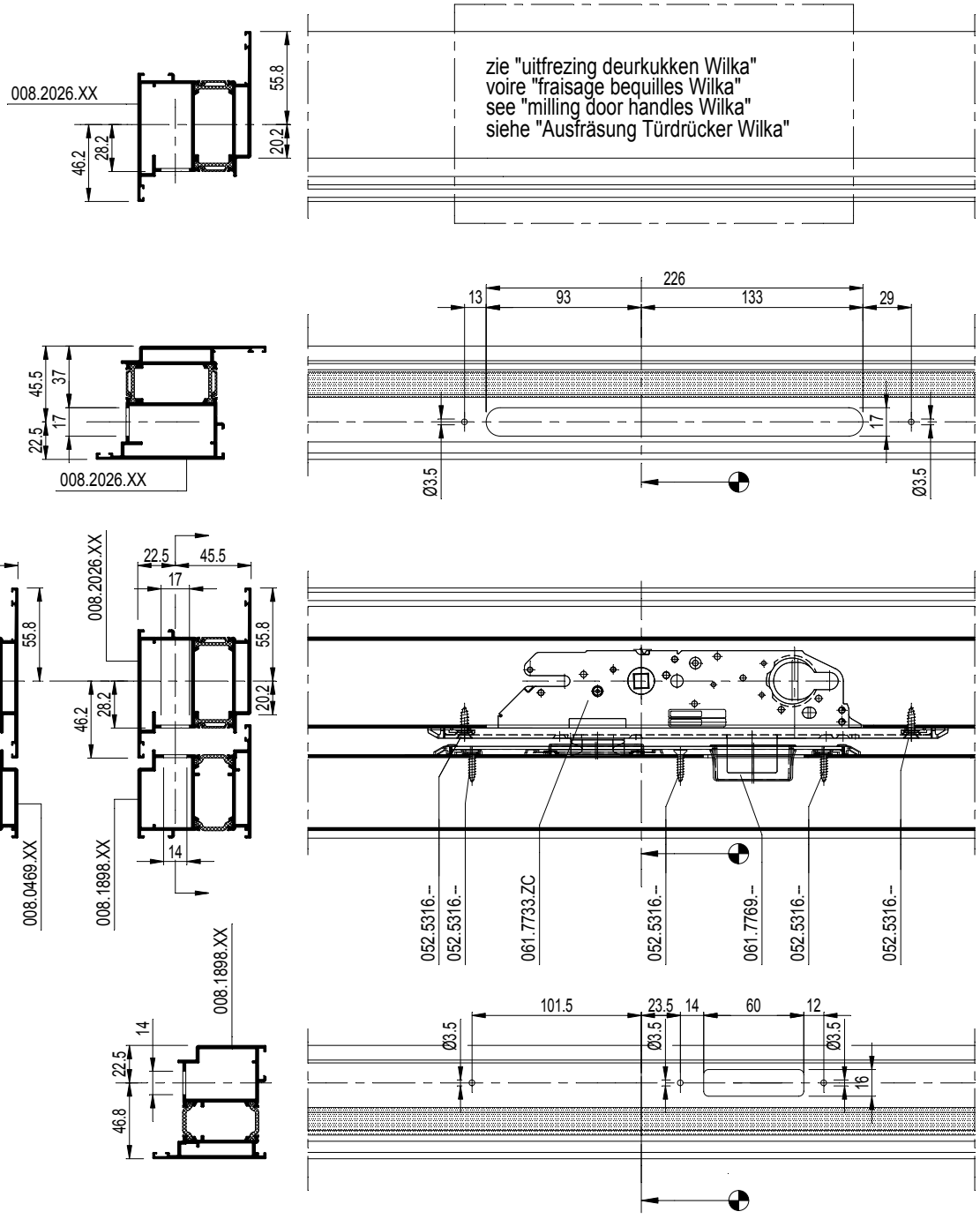

D0076016

CS 77

UITFREZING 3-PUNTSLOT WILKA
FRAISAGE FERMETURE A 3 POINTS WILKA
MILLING 3-POINT LOCK WILKA
AUSFRAESUNG 3-FACHVERRIEGELUNG WILKA

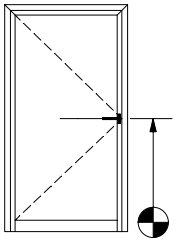

Referentiemaat
Dimension de référence
Reference dimension
Referenzmass

WILKA PZ LOCKS	061.7745.ZC	061.7769.-- (DIN R) 061.7772.-- (DIN L) 2x 061.7768.--

VARIANT (*)
VARIANTE (*)
VARIANT (*)
VARIANTE (*)

KABA	061.7737.ZC	061.7769.-- (DIN R) 061.7772.-- (DIN L) 2x 061.7768.--

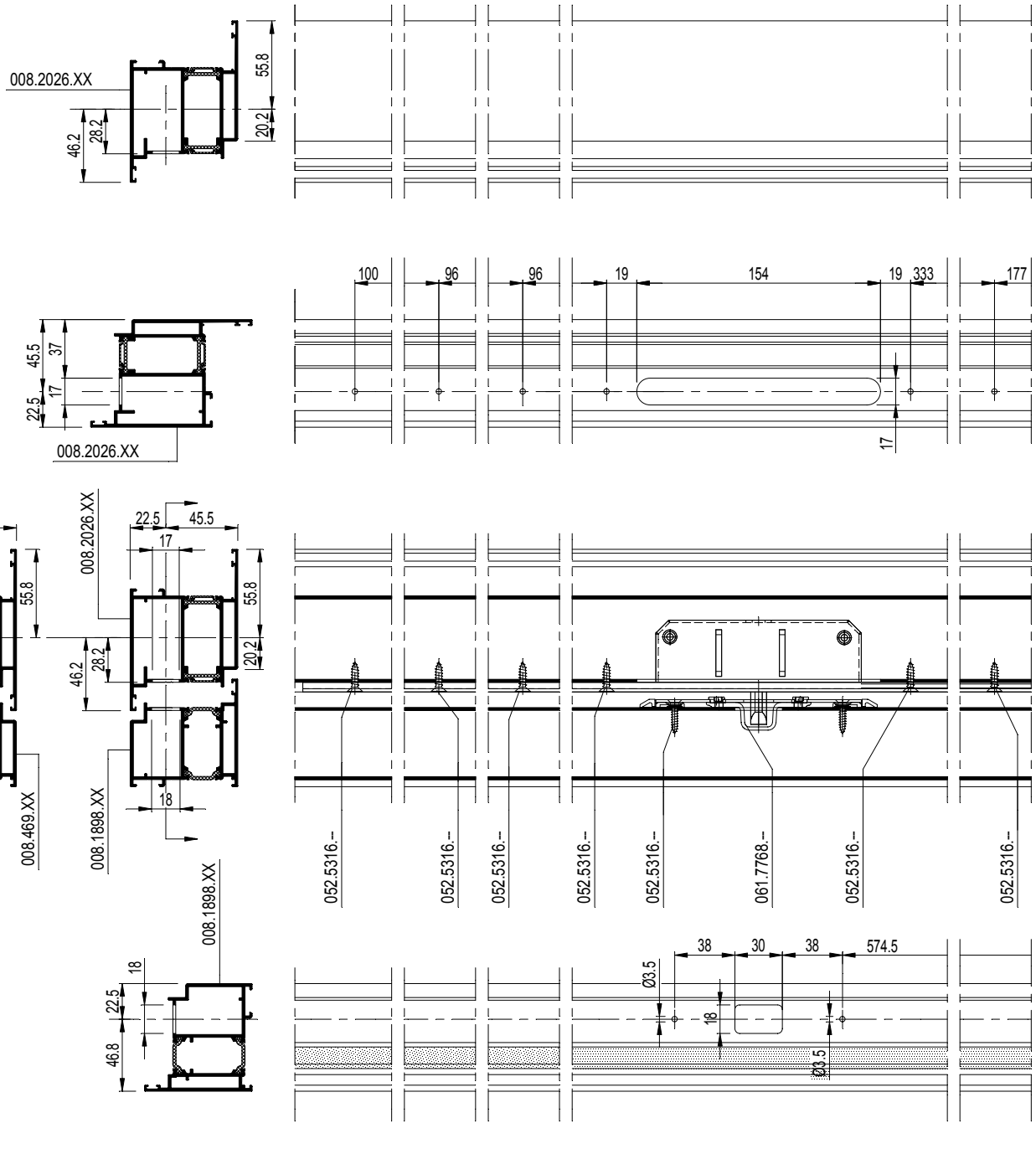

D0076018

CS 77

UITFREZING 3-PUNTSLOT WILKA
FRAISAGE FERMETURE A 3 POINTS WILKA
MILLING 3-POINT LOCK WILKA
AUSFRAESUNG 3-FACHVERRIEGELUNG WILKA

REYNAERS aluminium

* KABA sloten enkel voor zwitserse markt.
* Fermetures KABA seulement pour le marché suisse.
* KABA locks only for swiss market
* KABA SchlöBer nür für die Schweiz



D0076018

CS 77

UITFREZING 3-PUNTSLOT WILKA VAR. A
FRAISAGE FERMETURE A 3 POINTS WILKA VAR. A
MILLING 3-POINT LOCK WILKA VAR. A
AUSFRAESUNG 3-FACHVERRIEGELUNG WILKA VAR. A

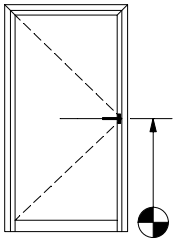

Referentiemaat
Dimension de référence
Reference dimension
Referenzmass

WILKA	061.7745.ZC	061.7776.-- (DIN L)
PZ LOCKS		061.7777.-- (DIN R)

VARIANT (*)
VARIANTE (*)
VARIANT (*)
VARIANTE (*)

KABA	061.7737.ZC	061.7776.-- (DIN L)
		061.7777.-- (DIN R)



D0076022

CS 77

UITFREZING 3-PUNTSLOT WILKA VAR. A
FRAISAGE FERMETURE A 3 POINTS WILKA VAR. A
MILLING 3-POINT LOCK WILKA VAR. A
AUSFRAESUNG 3-FACHVERRIEGELUNG WILKA VAR. A

REYNAERS aluminium

* KABA sloten enkel voor zwitserse markt.
* Fermetures KABA seulement pour le marché suisse.
* KABA locks only for swiss market
* KABA SchlöBer nür für die Schweiz



D0076022

CS 77

UITFREZING 7-PUNTSLOT WILKA
FRAISAGE FERMETURE A 7 POINTS WILKA
MILLING 7-POINT LOCK WILKA
AUSFRAESUNG 7-FACHVERRIEGELUNG WILKA

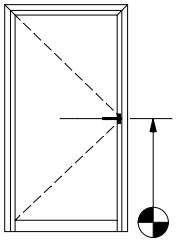

Referentiemaat
Dimension de référence
Reference dimension
Referenzmass

			VARIANT (*) / VARIANTE (*) / VARIANT (*) / VARIANTE (*)		
WILKA	7	061.7746.ZC	KABA	7	061.7741.ZC
PZ LOCKS		061.7769.-- (DIN R)			061.7769.-- (DIN R)
		2x 061.7774.-- (DIN R)			2x 061.7774.-- (DIN R)
		061.7772.-- (DIN L)			061.7772.-- (DIN L)
		2x 061.7778.-- (DIN L)			2x 061.7778.-- (DIN L)

D0076023

CS 77

UITFREZING 7-PUNTSLOT WILKA
FRAISAGE FERMETURE A 7 POINTS WILKA
MILLING 7-POINT LOCK WILKA
AUSFRAESUNG 7-FACHVERRIEGELUNG WILKA

* KABA sloten enkel voor zwitserse markt.
* Fermetures KABA seulement pour le marché suisse.
* KABA locks only for swiss market
* KABA SchlöBer nür für die Schweiz

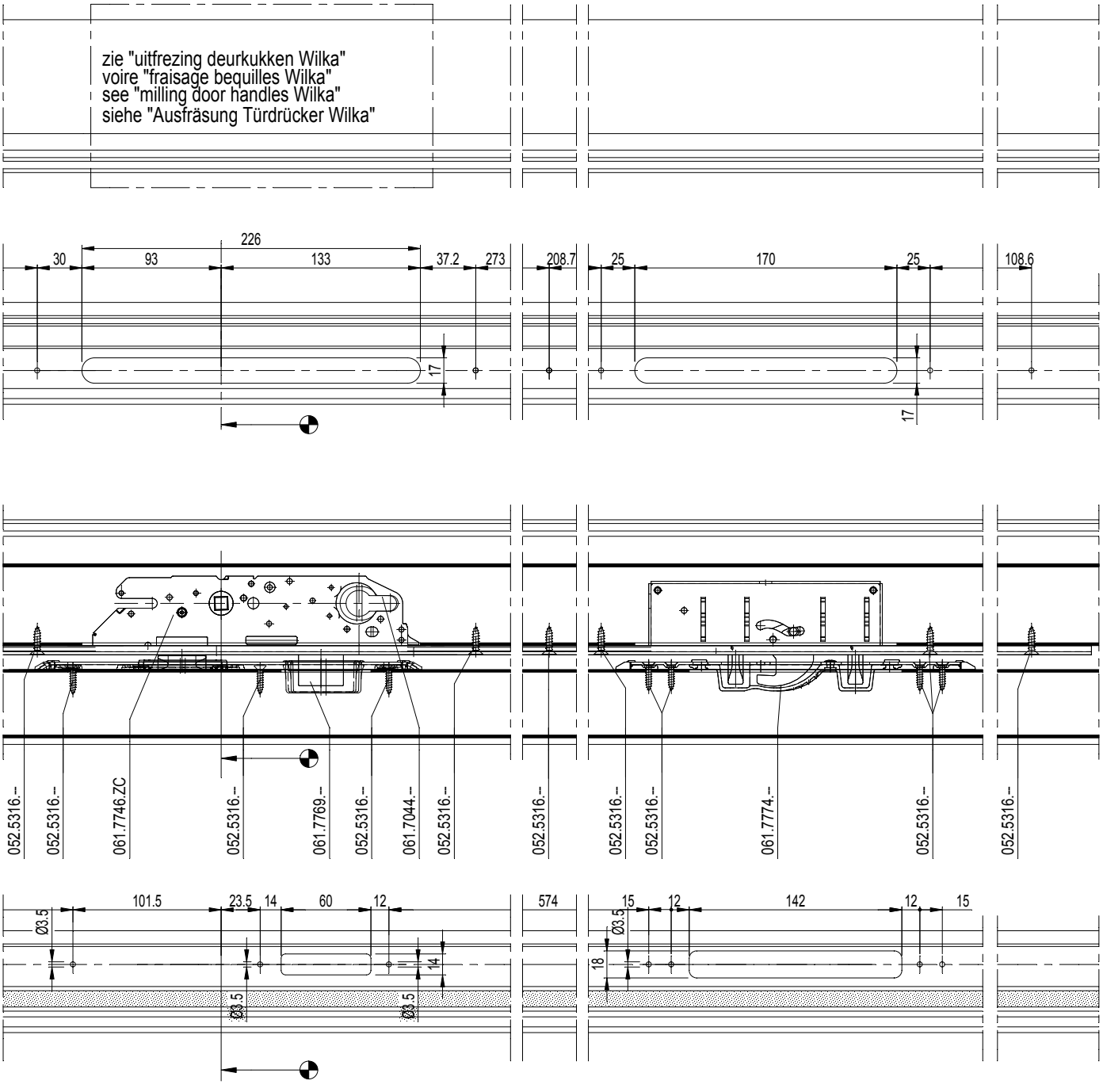

D0076023

CS 77

UITFREZING 7-PUNTSLOT WILKA VAR. A
FRAISAGE FERMETURE A 7 POINTS WILKA VAR. A
MILLING 7-POINT LOCK WILKA VAR. A
AUSFRAESUNG 7-FACHVERRIEGELUNG WILKA VAR. A

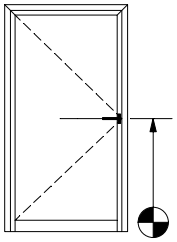

Referentiemaat
Dimension de référence
Reference dimension
Referenzmass

WILKA	061.7746.ZC	061.7780.-- (DIN L)
PZ LOCKS		061.7781.-- (DIN R)

VARIANT (*)
VARIANTE (*)
VARIANT (*)
VARIANTE (*)

KABA	061.7741.ZC	061.7780.-- (DIN L)
		061.7781.-- (DIN R)

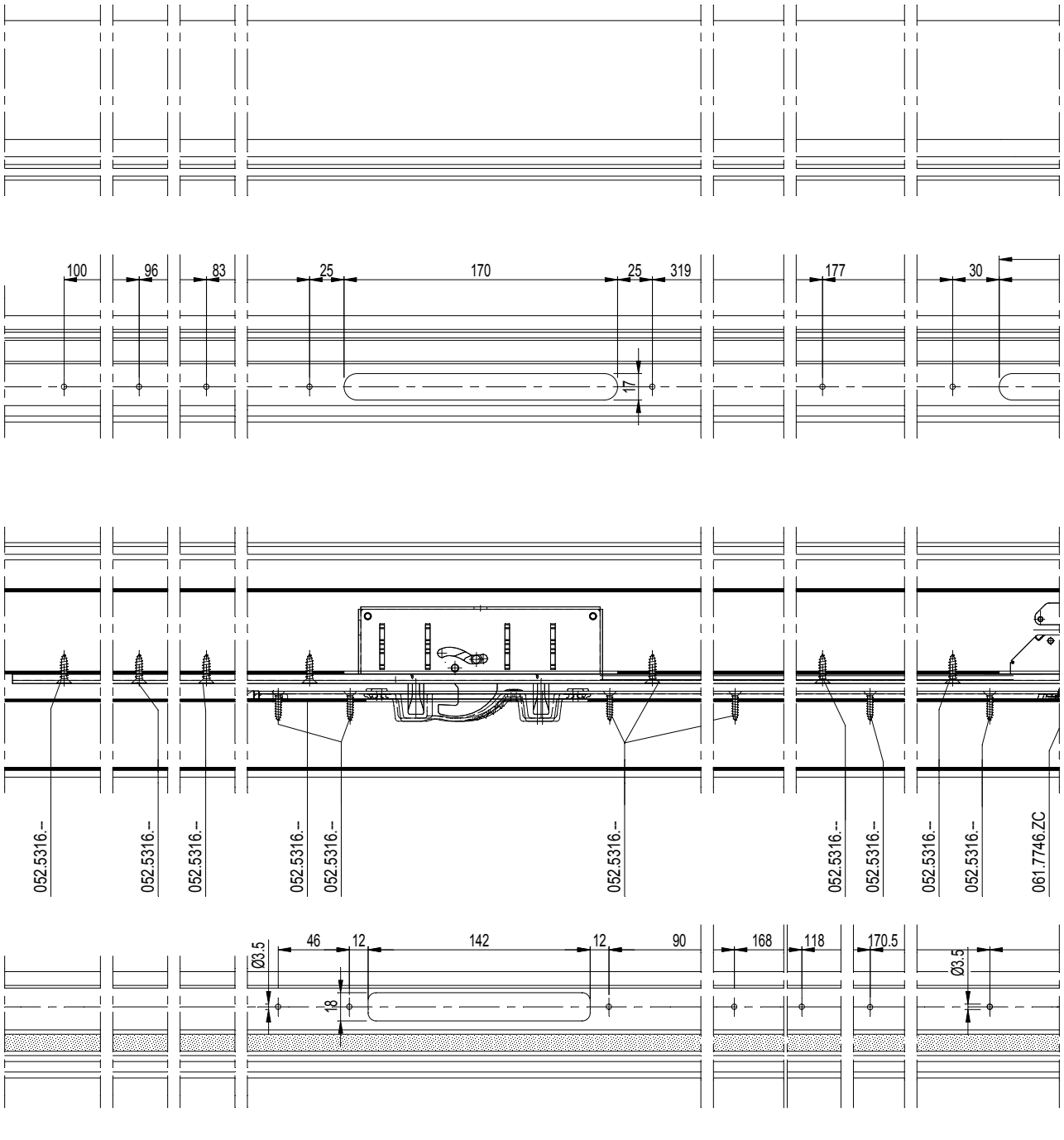

D0076024

CS 77

UITFREZING 7-PUNTSLOT WILKA VAR. A
FRAISAGE FERMETURE A 7 POINTS WILKA VAR. A
MILLING 7-POINT LOCK WILKA VAR. A
AUSFRAESUNG 7-FACHVERRIEGELUNG WILKA VAR. A

REYNAERS aluminium

* KABA sloten enkel voor zwitserse markt.
* Fermetures KABA seulement pour le marché suisse.
* KABA locks only for swiss market
* KABA SchlöBer nür für die Schweiz



D0076024

CS 77

UITFREZING 3-PUNTSLOT WILKA 150Pa
FRAISAGE FERMETURE A 3 POINTS WILKA 150Pa
MILLING 3-POINT LOCK WILKA 150Pa
AUSFRAESUNG 3-FACHVERRIEGELUNG WILKA 150Pa

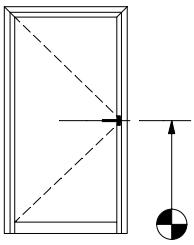

Referentiemaat
Dimension de référence
Reference dimension
Referenzmass

3	061.7303.--(DIN R) of - ou - or - oder 061.7302.--(DIN L)
	en - et - and - und 061.7726.--
	en - et - and - und 061.7723.--(DIN R) of - ou - or - oder 061.7725.--(DIN L)
	en - et - and - und 061.7769.--(DIN R) of - ou - or - oder 061.7772.--(DIN L)
	2 x 061.7720.--

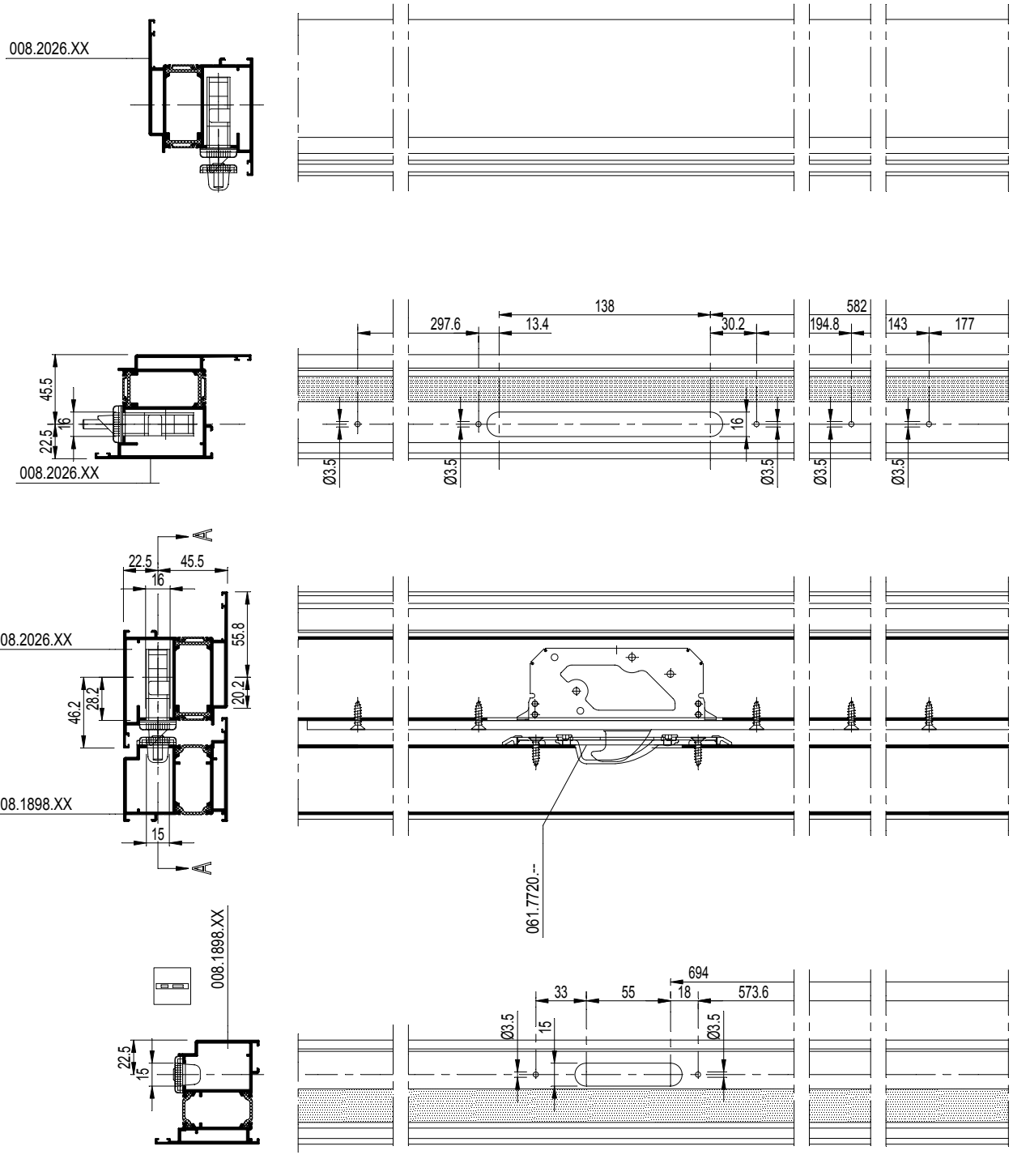

D0079132

CS 77

UITFREZING 3-PUNTSLOT WILKA 150Pa
FRAISAGE FERMETURE A 3 POINTS WILKA 150Pa
MILLING 3-POINT LOCK WILKA 150Pa
AUSFRAESUNG 3-FACHVERRIEGELUNG WILKA 150Pa

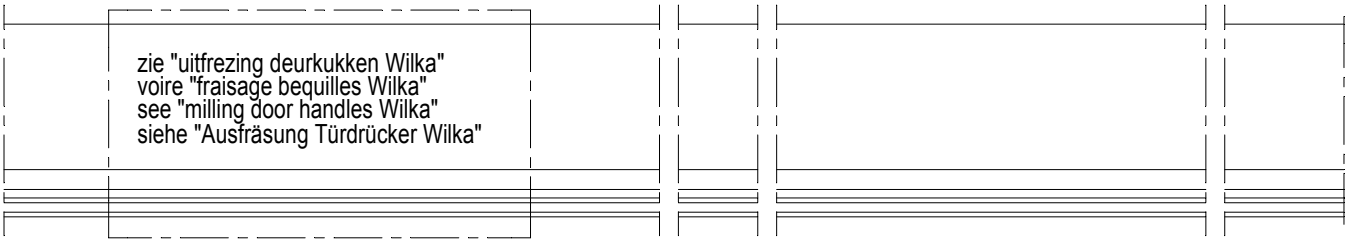

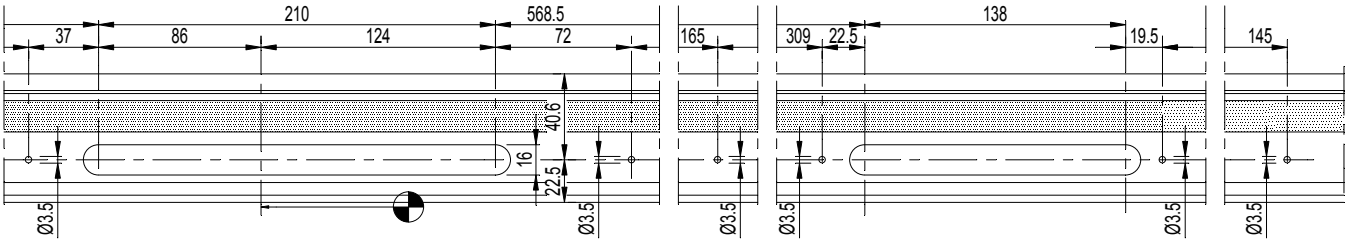

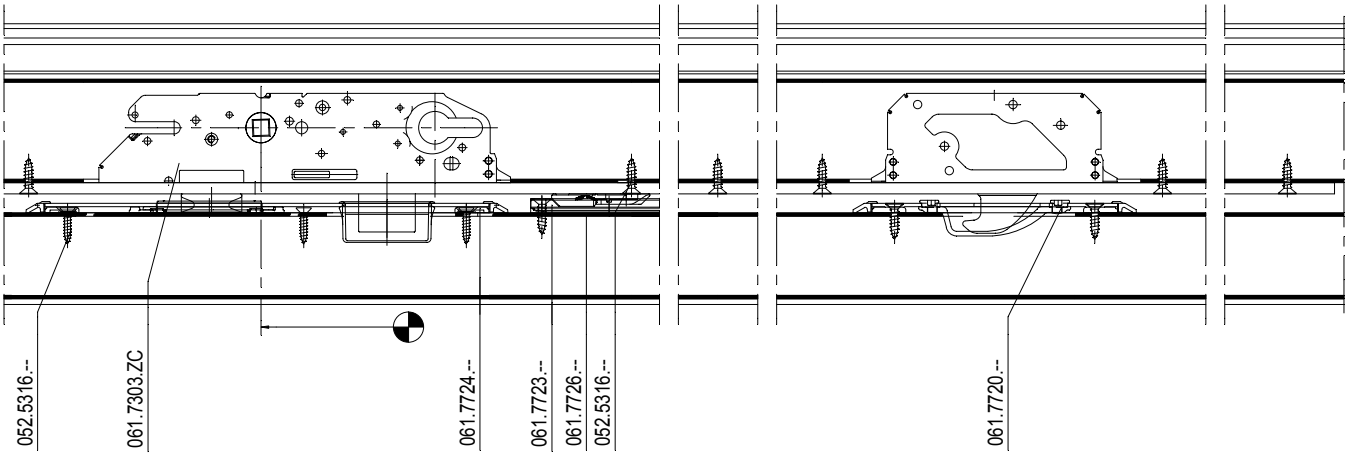

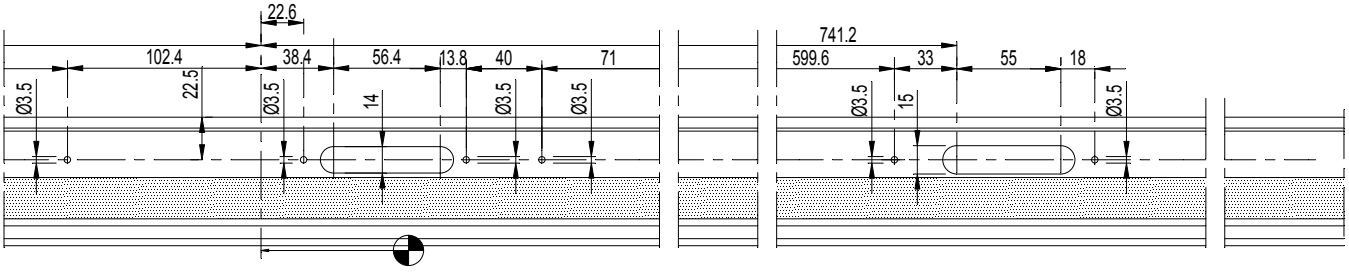

D0079132

CS 77

INBOUW KANTSCHUIF RAAMDEUR
ENCASTREMENT VERROU PORTE-FENETRE
EMBEDDING LOCKING BOLT WINDOW-DOOR
EINBAU KANTRIEGEL FENSTERTUER

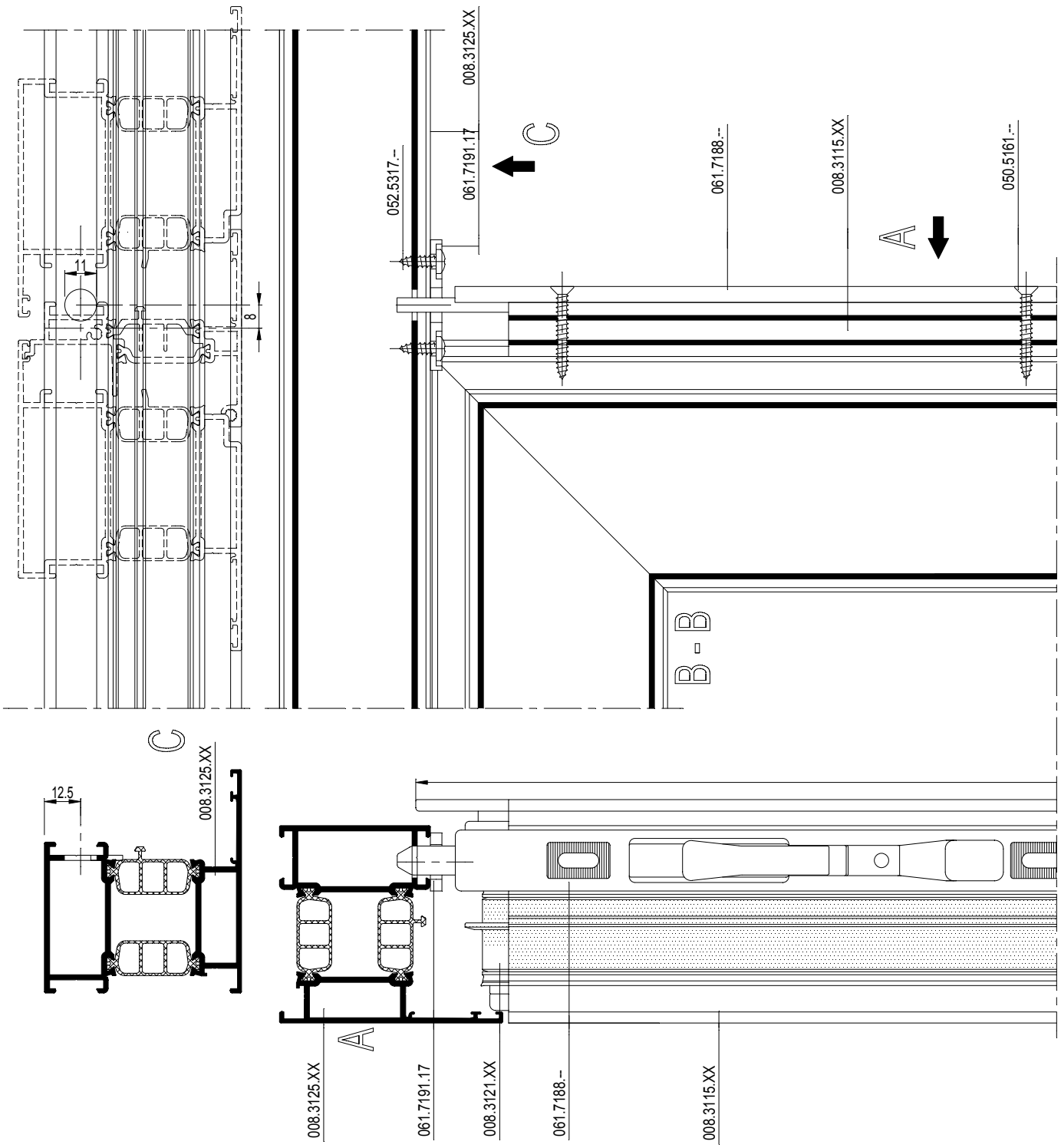

Bij gebruik van 5-puntsslot in combinatie met 2 kantschuiven (boven en onder), gelden volgende regels:
- FH moet minstens 2100 zijn.
- Krukhoogte moet minstens 1045 zijn.

En employant une fermeture à 5 points en combinaison avec 2 pênes dormant (en bas et en haut) les règles suivants sont valables :
- FH doit être au moins 2100.
- L'hauteur de la béquille doit être au moins 1045.

When using a five point lock in combination with 2 dead bolts (on top and at the bottom) following rules are valid:
- FH should be at least 2100.
- The height of the handle should be at least 1045.

Bei der Kombination einer 5-Fachverriegelung mit 2 Türkantriegeln (oben und unten) sind folgende Regeln gültig :
- FH soll mindestens 2100 sein.
- Die Drückerhöhe soll mindestens 1045 sein.

D0078754

CS 77

INBOUW KANTSCHUIF RAAMDEUR
ENCASTREMENT VERROU PORTE-FENETRE
EMBEDDING LOCKING BOLT WINDOW-DOOR
EINBAU KANTRIEGEL FENSTERTUER

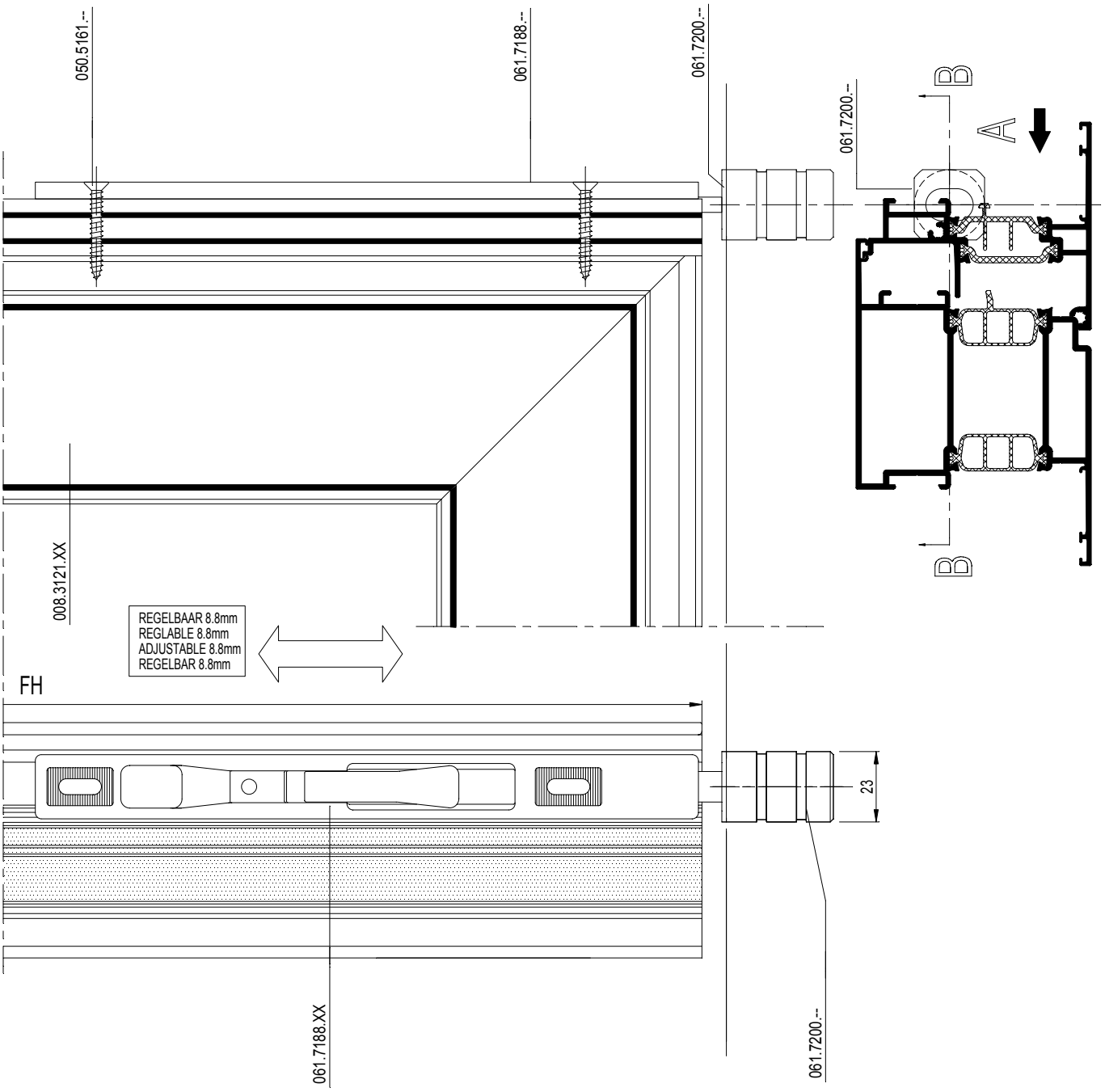

D0078754

STOLPDEUR
PORTE DOUBLE
DOUBLE CASEMENT DOOR
STULPFLUEGELTUER

BESTELTABEL - TABLEAU DE COMMANDE - ORDERING TABLE - BESTELTABELLE			
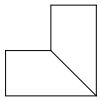	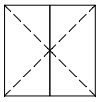		
	1 x 061.7199.-- of - ou - or - oder 1 x 061.7198.-- 2 x 050.5011.--	2 x 061.7183.-- 2 x 061.7154.-- 1 x 061.7192.--	3 x 061.7191.17 6 x 052.5317.--
	1 x 061.7199.-- of - ou - or - oder 1 x 061.7198.-- 2 x 050.5011.--	2 x 061.7183.-- 2 x 061.7154.-- 1 x 061.7192.--	3 x 061.7191.17 6 x 052.5317.--
	1 x 061.7199.-- of - ou - or - oder 1 x 061.7198.-- 2 x 050.5011.--	2 x 061.7183.-- 2 x 061.7154.-- 1 x 061.7192.--	2 x 061.7191.17 4 x 052.5317.--

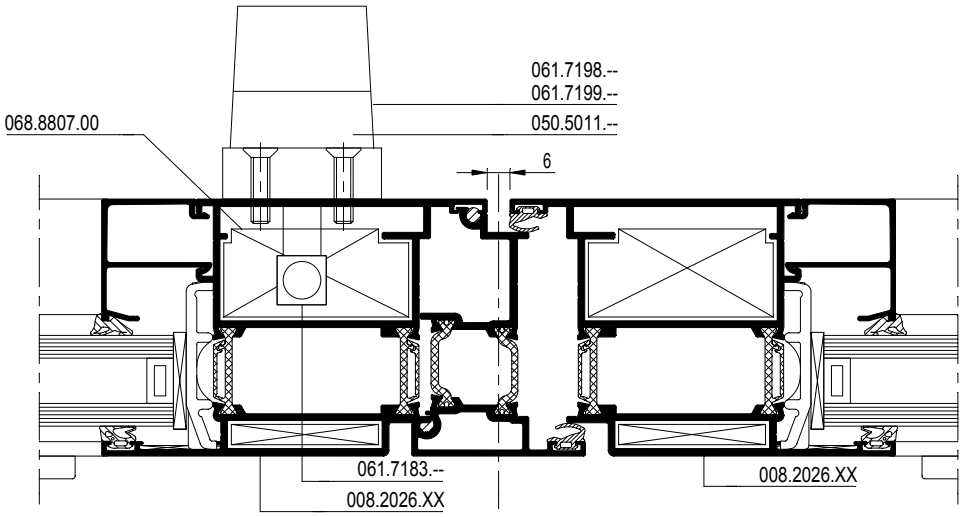

BESTELTABEL - TABLEAU DE COMMANDE - ORDERING TABLE - BESTELTABELLE				
DEUR MET SOKKEL PORTE AVEC PLINTHE BAS DOOR WITH BOTTOM RAIL TUER MIT SOCKEL 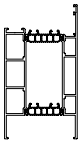	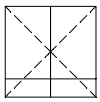			
	1 x 061.7199.-- of - ou - or - oder 1 x 061.7198.-- 2 x 050.5011.--	2 x 061.7183.-- 2 x 061.7154.-- 1 x 061.7192.--	2 x 061.7191.17 4 x 052.5317.-- 1 x 061.7953.01	2 x 052.5317.--
	1 x 061.7199.-- of - ou - or - oder 1 x 061.7198.-- 2 x 050.5011.--	2 x 061.7183.-- 2 x 061.7154.-- 1 x 061.7192.--	2 x 061.7191.17 4 x 052.5317.-- 1 x 061.7953.01	2 x 052.5317.--
	1 x 061.7199.-- of - ou - or - oder 1 x 061.7198.-- 2 x 050.5011.--	2 x 061.7183.-- 2 x 061.7154.-- 1 x 061.7192.--	2 x 061.7191.17 4 x 052.5317.--	

D0078180

Z-T DEUR
PORTE Z-T
Z-T DOOR
Z-T TUER

BESTELTABEL - TABLEAU DE COMMANDE - ORDERING TABLE - BESTELTABELLE			
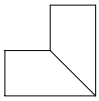	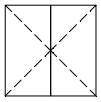		
	1 x 061.7199.-- of - ou - or - oder 1 x 061.7198.-- 2 x 050.5011.--	2 x 061.7183.-- 2 x 061.7154.-- 1 x 061.7192.--	3 x 061.7191.17 6 x 052.5317.--
	1 x 061.7199.-- of - ou - or - oder 1 x 061.7198.-- 2 x 050.5011.--	2 x 061.7183.-- 2 x 061.7154.-- 1 x 061.7192.--	3 x 061.7191.17 6 x 052.5317.--
	1 x 061.7199.-- of - ou - or - oder 1 x 061.7198.-- 2 x 050.5011.--	2 x 061.7183.-- 2 x 061.7154.-- 1 x 061.7192.--	2 x 061.7191.17 4 x 052.5317.--

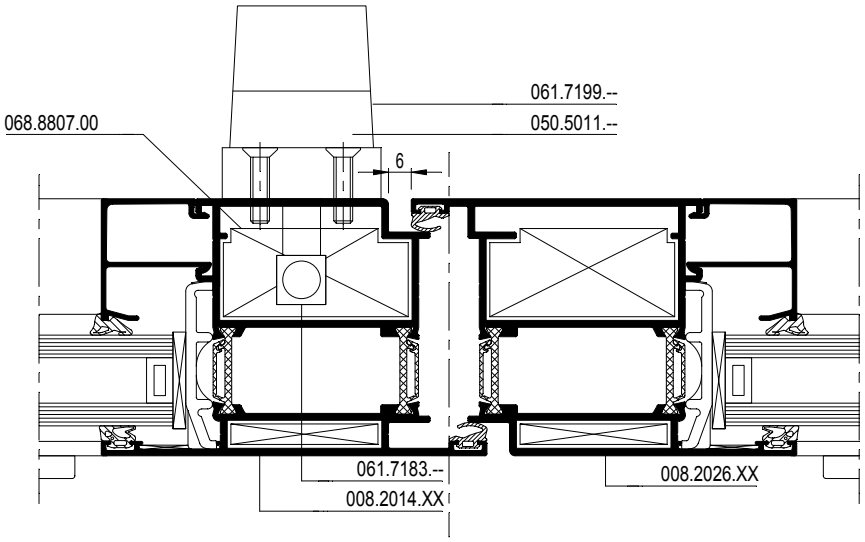

BESTELTABEL - TABLEAU DE COMMANDE - ORDERING TABLE - BESTELTABELLE				
DEUR MET SOKKEL PORTE AVEC PLINTHE BAS DOOR WITH BOTTOM RAIL TUER MIT SOCKEL 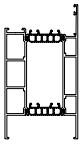	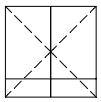			
	1 x 061.7199.-- of - ou - or - oder 1 x 061.7198.-- 2 x 050.5011.--	2 x 061.7183.-- 2 x 061.7154.-- 1 x 061.7192.--	2 x 061.7191.17 4 x 052.5317.-- 1 x 061.7953.01	2 x 052.5317.--
	1 x 061.7199.-- of - ou - or - oder 1 x 061.7198.-- 2 x 050.5011.--	2 x 061.7183.-- 2 x 061.7154.-- 1 x 061.7192.--	2 x 061.7191.17 4 x 052.5317.-- 1 x 061.7953.01	2 x 052.5317.--
	1 x 061.7199.-- of - ou - or - oder 1 x 061.7198.-- 2 x 050.5011.--	2 x 061.7183.-- 2 x 061.7154.-- 1 x 061.7192.--	2 x 061.7191.17 4 x 052.5317.--	

D0078180

STOLPDEUR
PORTE DOUBLE
DOUBLE CASEMENT DOOR
STULPFLUEGELTUER

BESTELTABEL - TABLEAU DE COMMANDE - ORDERING TABLE - BESTELTABELLE			
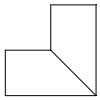	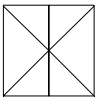		
	1 x 061.7199.-- of - ou - or - oder 1 x 061.7198.-- 2 x 050.5011.--	2 x 061.7183.-- 2 x 061.7154.-- 1 x 061.7192.--	2 x 061.7191.17 4 x 052.5317.--
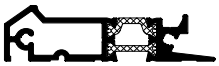	1 x 061.7199.-- of - ou - or - oder 1 x 061.7198.-- 2 x 050.5011.--	2 x 061.7183.-- 2 x 061.7154.-- 1 x 061.7192.--	2 x 061.7191.17 4 x 052.5317.--
	1 x 061.7199.-- of - ou - or - oder 1 x 061.7198.-- 2 x 050.5011.--	2 x 061.7183.-- 2 x 061.7154.-- 1 x 061.7192.--	2 x 061.7191.17 4 x 052.5317.--

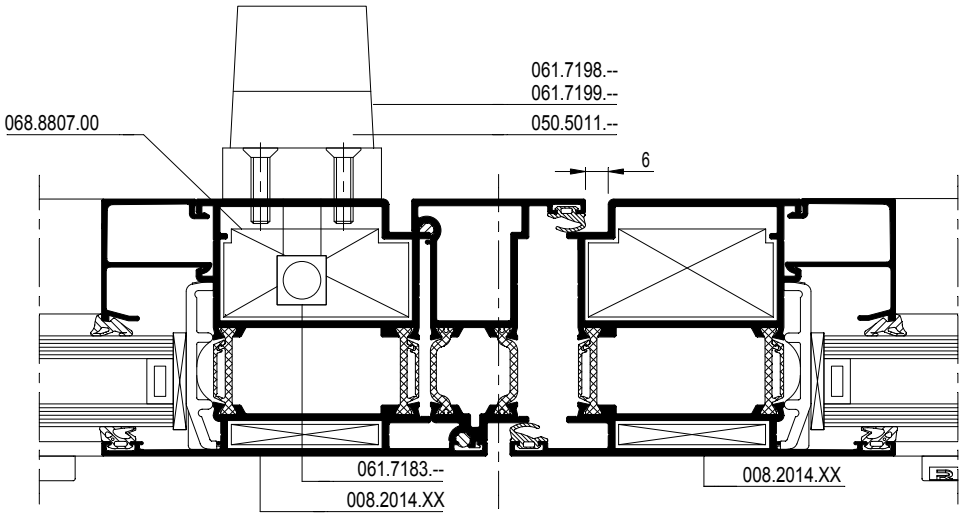

BESTELTABEL - TABLEAU DE COMMANDE - ORDERING TABLE - BESTELTABELLE				
DEUR MET SOKKEL PORTE AVEC PLINTHE BAS DOOR WITH BOTTOM RAIL TUER MIT SOCKEL 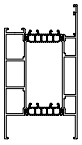	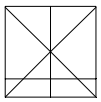			
	1 x 061.7199.-- of - ou - or - oder 1 x 061.7198.-- 2 x 050.5011.--	2 x 061.7183.-- 2 x 061.7154.-- 1 x 061.7192.--	2 x 061.7191.17 4 x 052.5317.-- 1 x 061.7953.01	2 x 052.5317.--
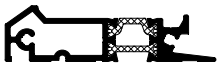	1 x 061.7199.-- of - ou - or - oder 1 x 061.7198.-- 2 x 050.5011.--	2 x 061.7183.-- 2 x 061.7154.-- 1 x 061.7192.--	2 x 061.7191.17 4 x 052.5317.--	
	1 x 061.7199.-- of - ou - or - oder 1 x 061.7198.-- 2 x 050.5011.--	2 x 061.7183.-- 2 x 061.7154.-- 1 x 061.7192.--	2 x 061.7191.17 4 x 052.5317.--	

D0078181

Z-T DEUR
PORTE Z-T
Z-T DOOR
Z-T TUER

BESTELTABEL - TABLEAU DE COMMANDE - ORDERING TABLE - BESTELTABELLE

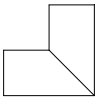	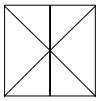		
	1 x 061.7199.-- of - ou - or - oder 1 x 061.7198.-- 2 x 050.5011.--	2 x 061.7183.-- 2 x 061.7154.-- 1 x 061.7192.--	2 x 061.7191.17 4 x 052.5317.--
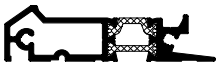	1 x 061.7199.-- of - ou - or - oder 1 x 061.7198.-- 2 x 050.5011.--	2 x 061.7183.-- 2 x 061.7154.-- 1 x 061.7192.--	2 x 061.7191.17 4 x 052.5317.--
	1 x 061.7199.-- of - ou - or - oder 1 x 061.7198.-- 2 x 050.5011.--	2 x 061.7183.-- 2 x 061.7154.-- 1 x 061.7192.--	2 x 061.7191.17 4 x 052.5317.--

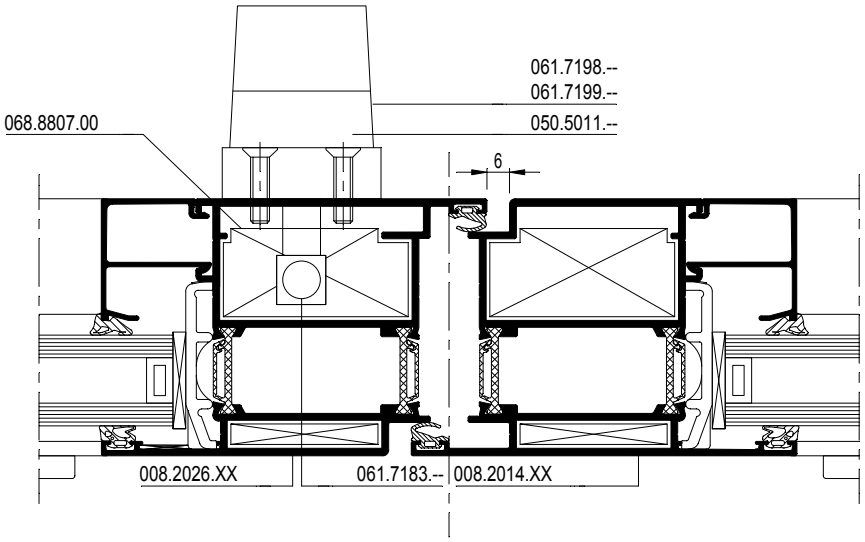

BESTELTABEL - TABLEAU DE COMMANDE - ORDERING TABLE - BESTELTABELLE

DEUR MET SOKKEL PORTE AVEC PLINTHE BAS DOOR WITH BOTTOM RAIL TUER MIT SOCKEL 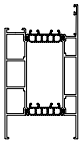	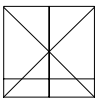			
	1 x 061.7199.-- of - ou - or - oder 1 x 061.7198.-- 2 x 050.5011.--	2 x 061.7183.-- 2 x 061.7154.-- 1 x 061.7192.--	2 x 061.7191.17 4 x 052.5317.-- 1 x 061.7953.01	2 x 052.5317.--
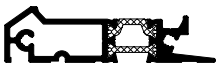	1 x 061.7199.-- of - ou - or - oder 1 x 061.7198.-- 2 x 050.5011.--	2 x 061.7183.-- 2 x 061.7154.-- 1 x 061.7192.--	2 x 061.7191.17 4 x 052.5317.--	
	1 x 061.7199.-- of - ou - or - oder 1 x 061.7198.-- 2 x 050.5011.--	2 x 061.7183.-- 2 x 061.7154.-- 1 x 061.7192.--	2 x 061.7191.17 4 x 052.5317.--	

D0078181

CS 77

INBOUW STANGENSLOT
ENCASTREMENT SERRURE A TIGE
EMBEDDING BAR LOCK
EINBAU TUERTREIBRIEGEL

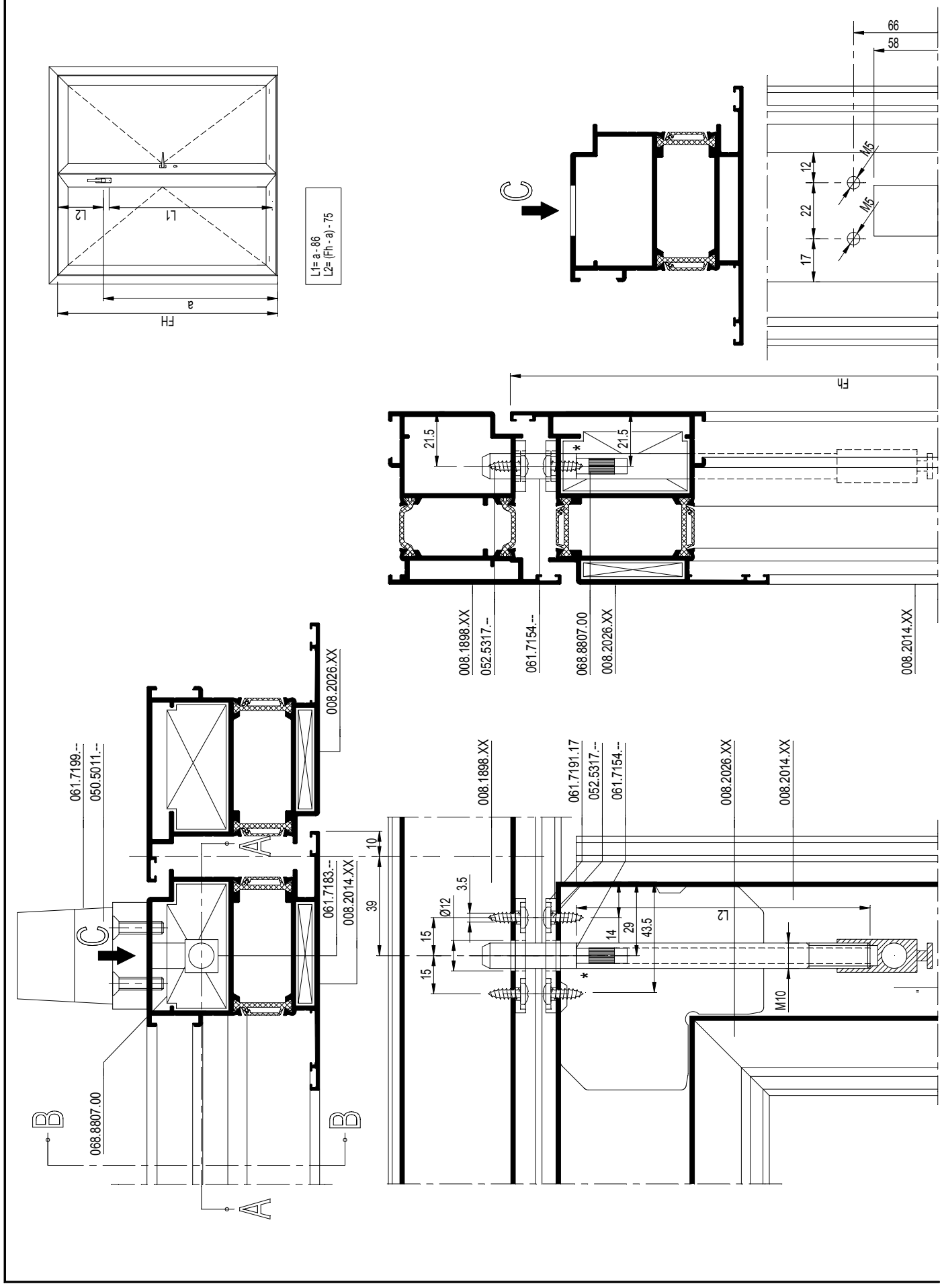

D0075696

CS 77

INBOUW STANGENSLOT
ENCASTREMENT SERRURE A TIGE
EMBEDDING BAR LOCK
EINBAU TUERTREIBRIEGEL

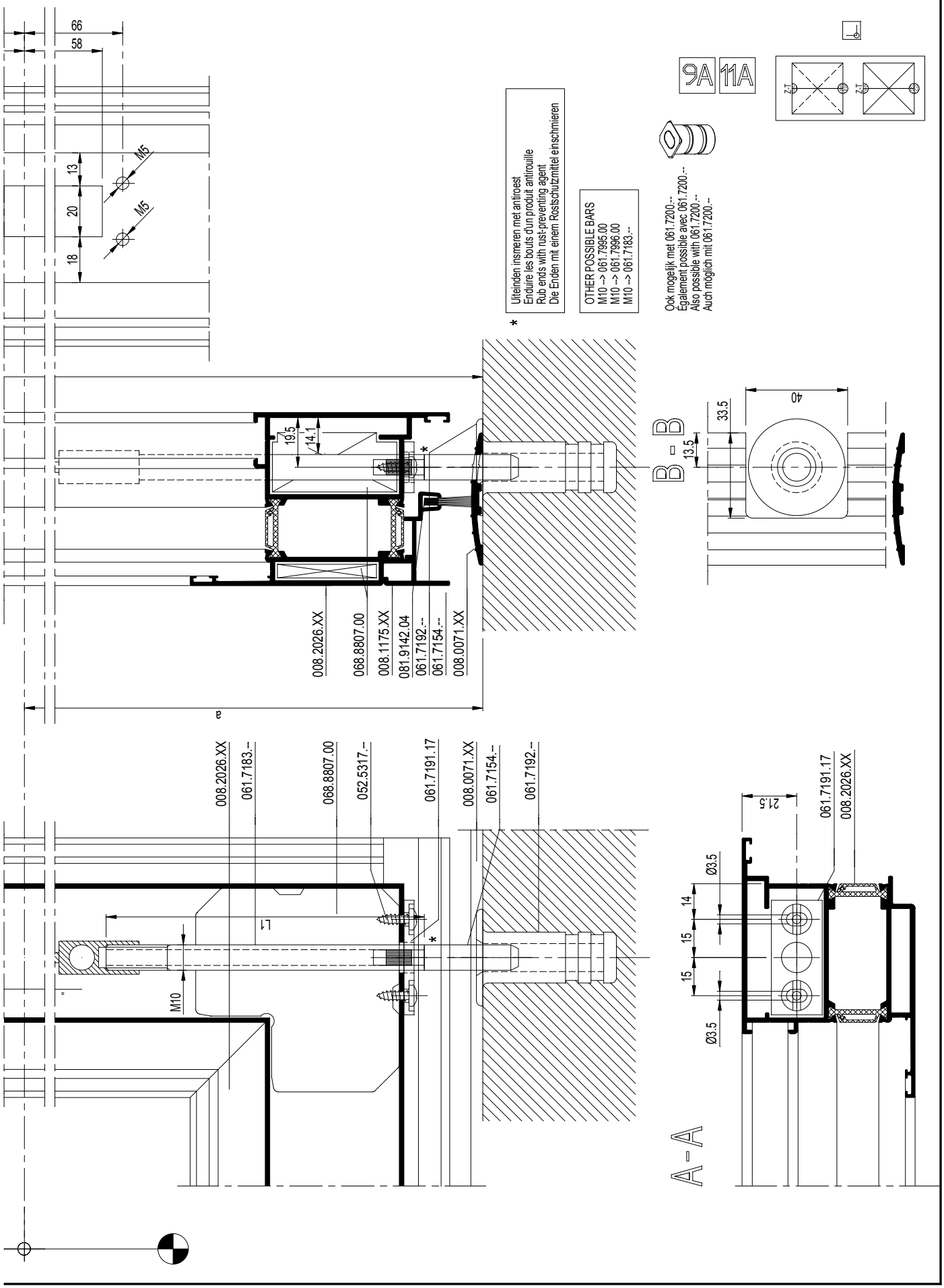

D0075696

CS 77

INBOUW STANGENSLOT
ENCASTREMENT SERRURE A TIGE
EMBEDDING BAR LOCK
EINBAU TUERTREIBRIEGEL

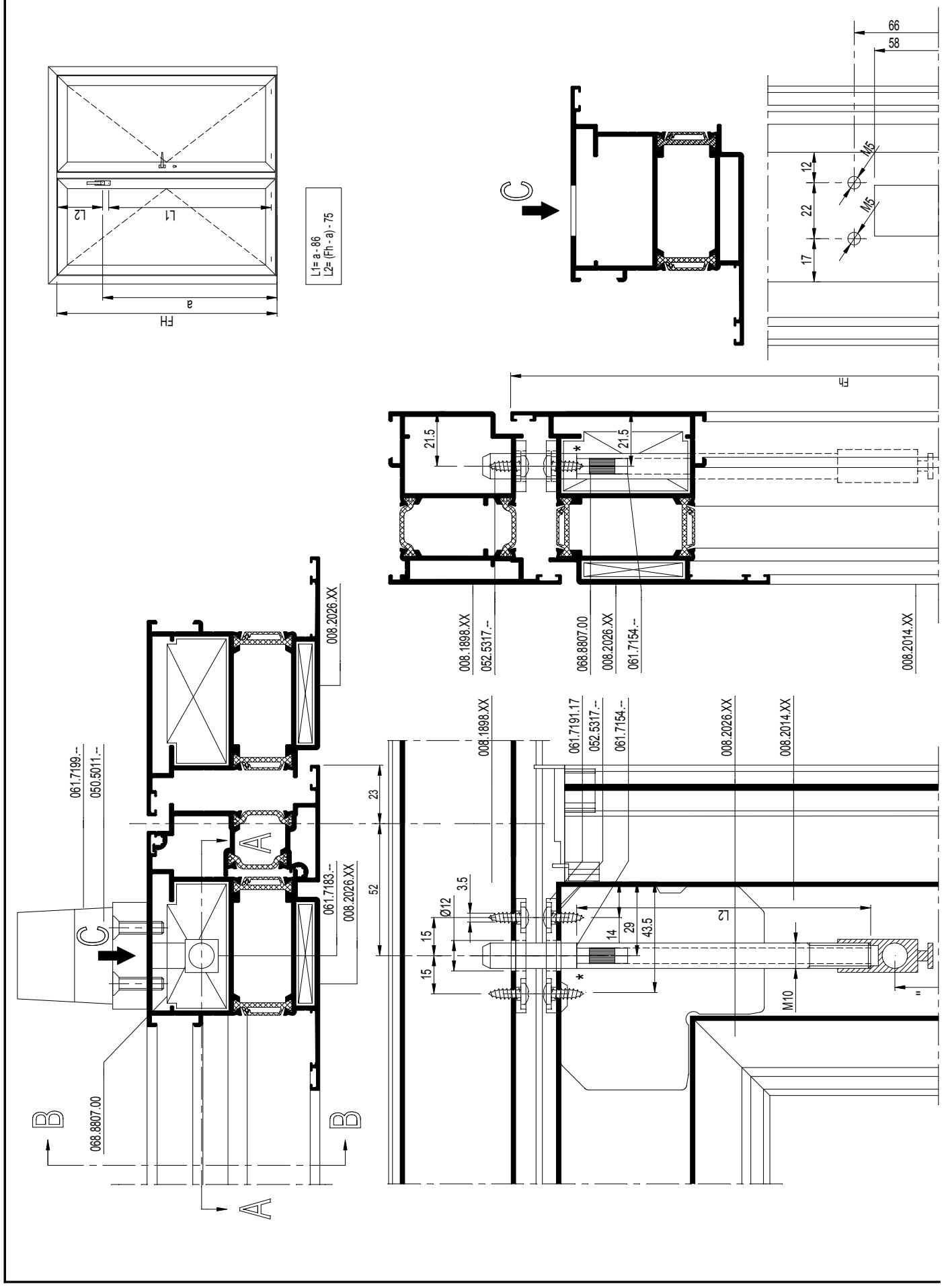

D0077735

CS 77

INBOUW STANGENSLOT
ENCASTREMENT SERRURE A TIGE
EMBEDDING BAR LOCK
EINBAU TUERTREIBRIEGEL

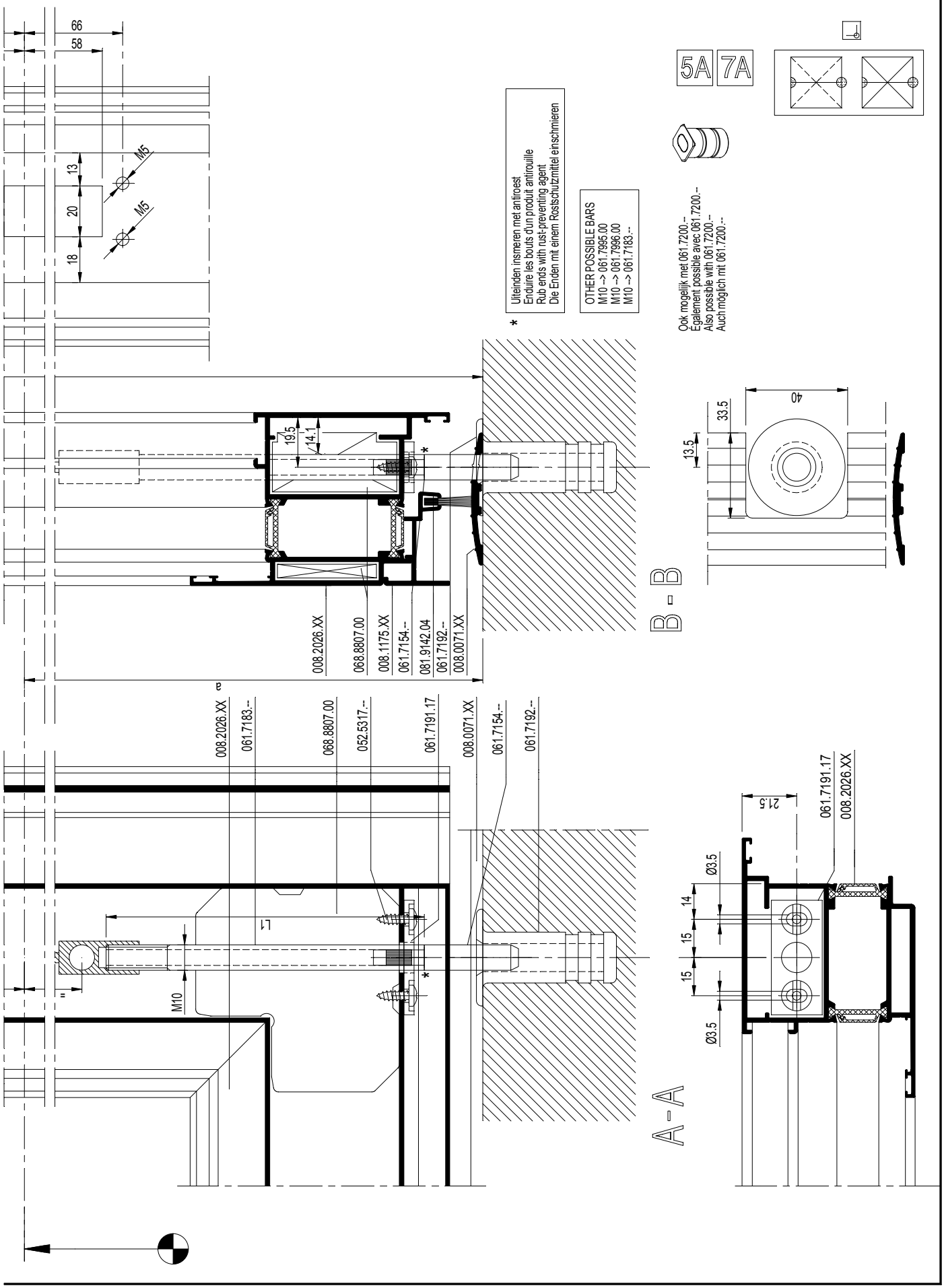

D0077735

CS 77

INBOUW STANGENSLOT
ENCASTREMENT SERRURE A TIGE
EMBEDDING BAR LOCK
EINBAU TUERTREIBRIEGEL

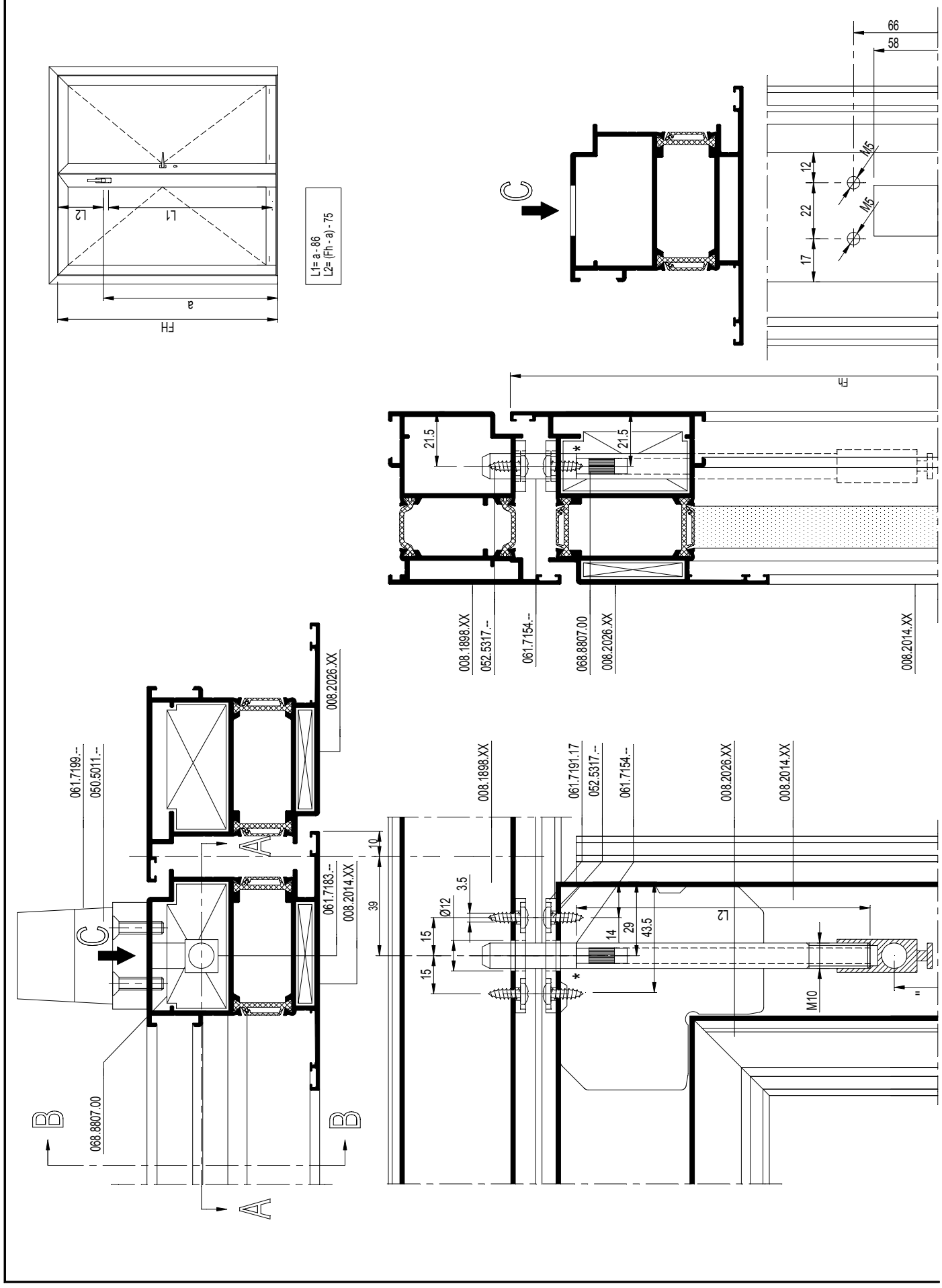

D0076589

CS 77

INBOUW STANGENSLOT
ENCASTREMENT SERRURE A TIGE
EMBEDDING BAR LOCK
EINBAU TUERTREIBRIEGEL

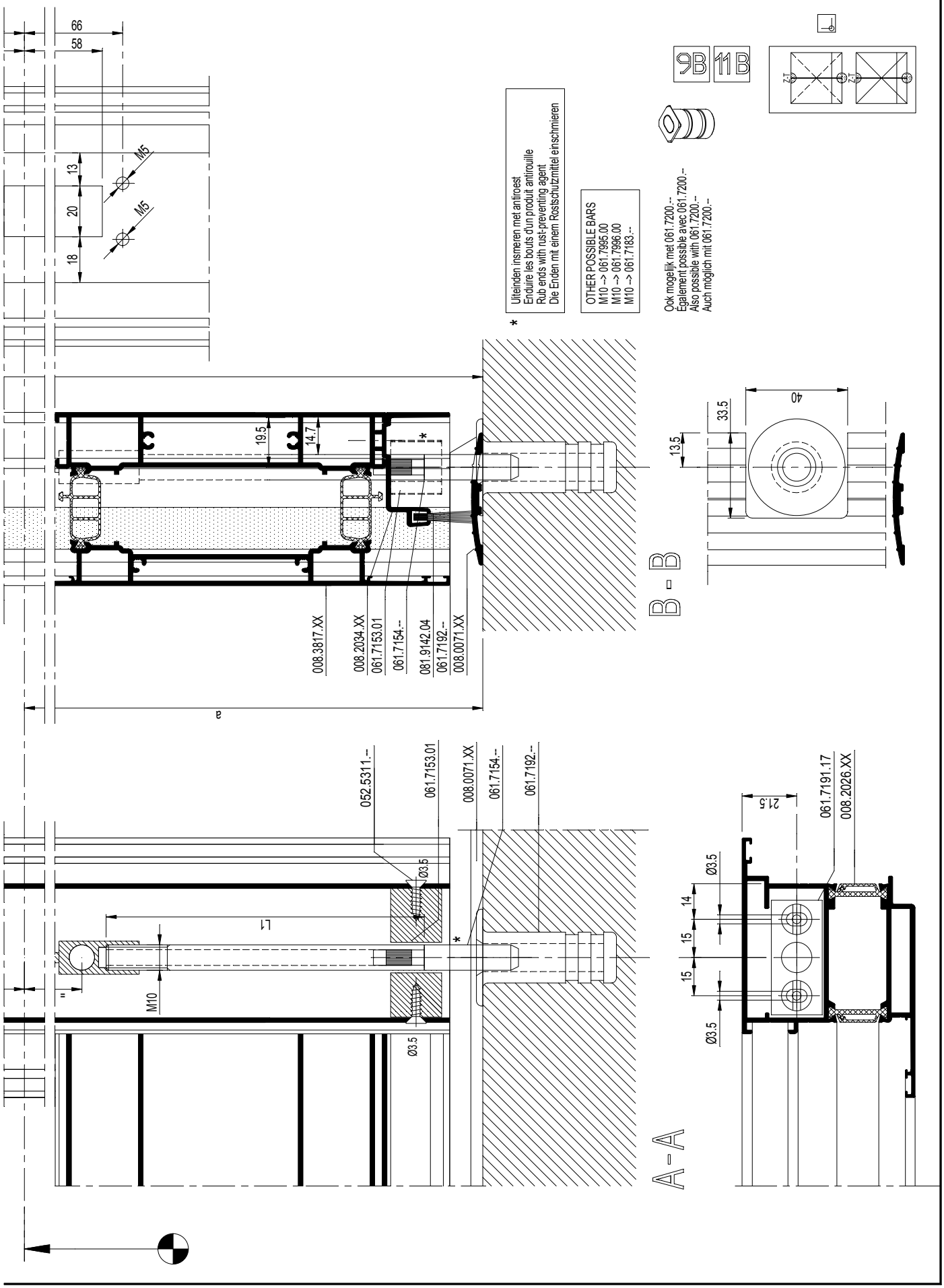

D0076589

CS 77

INBOUW STANGENSLOT
ENCASTREMENT SERRURE A TIGE
EMBEDDING BAR LOCK
EINBAU TUERTREIBRIEGEL

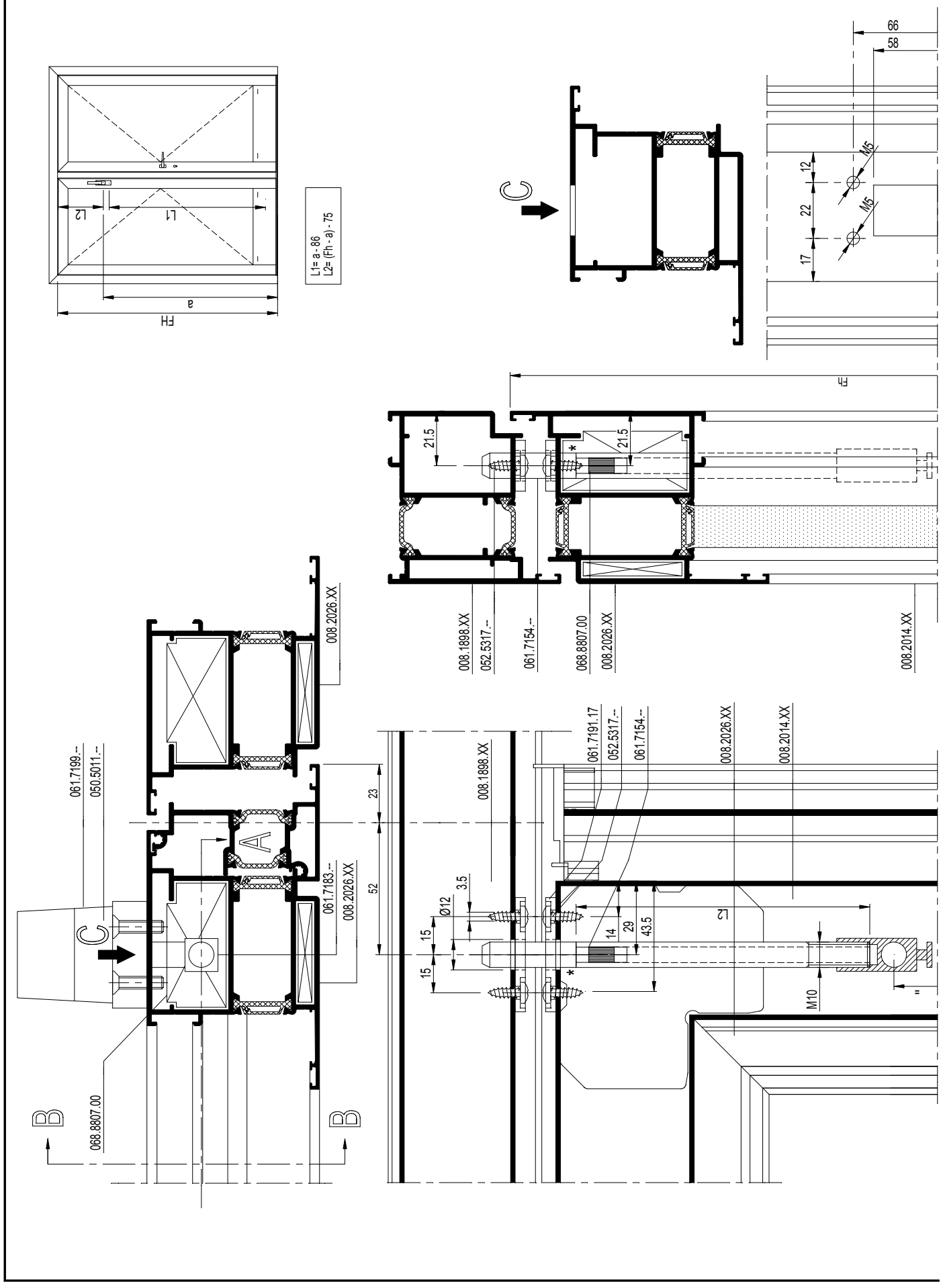

D0077737

CS 77

INBOUW STANGENSLOT
ENCASTREMENT SERRURE A TIGE
EMBEDDING BAR LOCK
EINBAU TUERTREIBRIEGEL

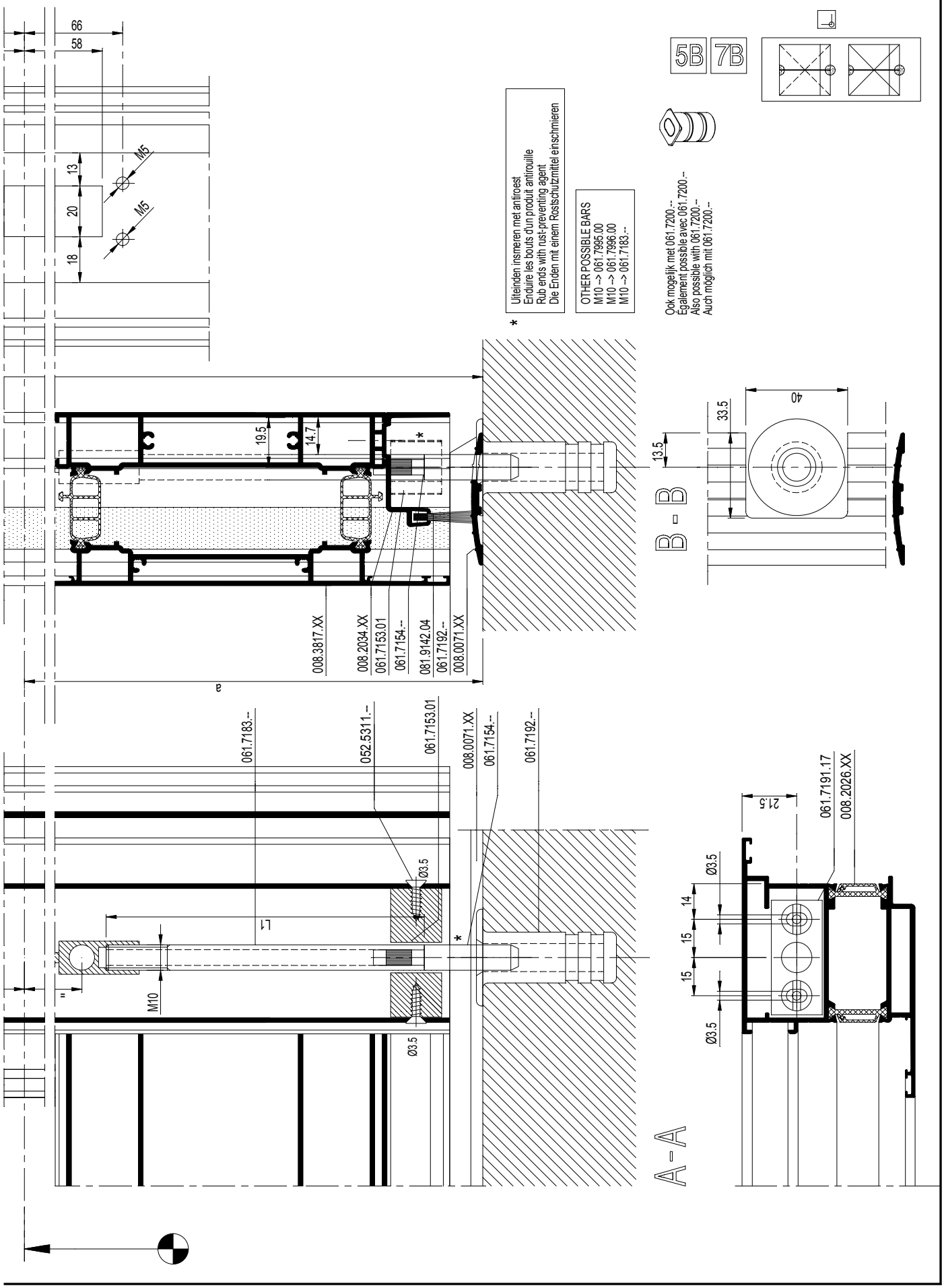

D0077737

CS 77

INBOUW STANGENSLOT
ENCASTREMENT SERRURE A TIGE
EMBEDDING BAR LOCK
EINBAU TUERTREIBRIEGEL

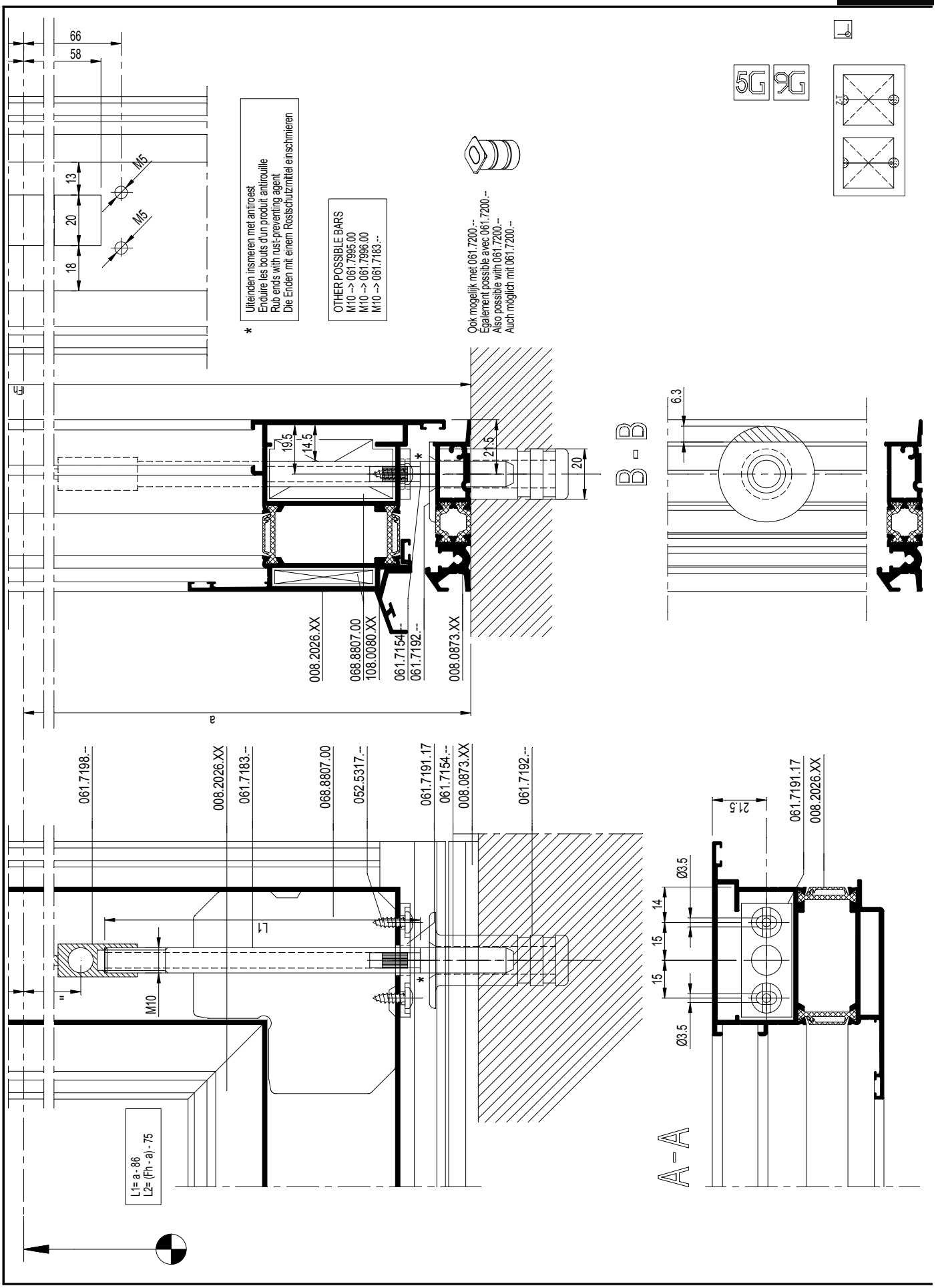

D0075708

CS 77

INBOUW STANGENSLOT
ENCASTREMENT SERRURE A TIGE
EMBEDDING BAR LOCK
EINBAU TUERTREIBRIEGEL

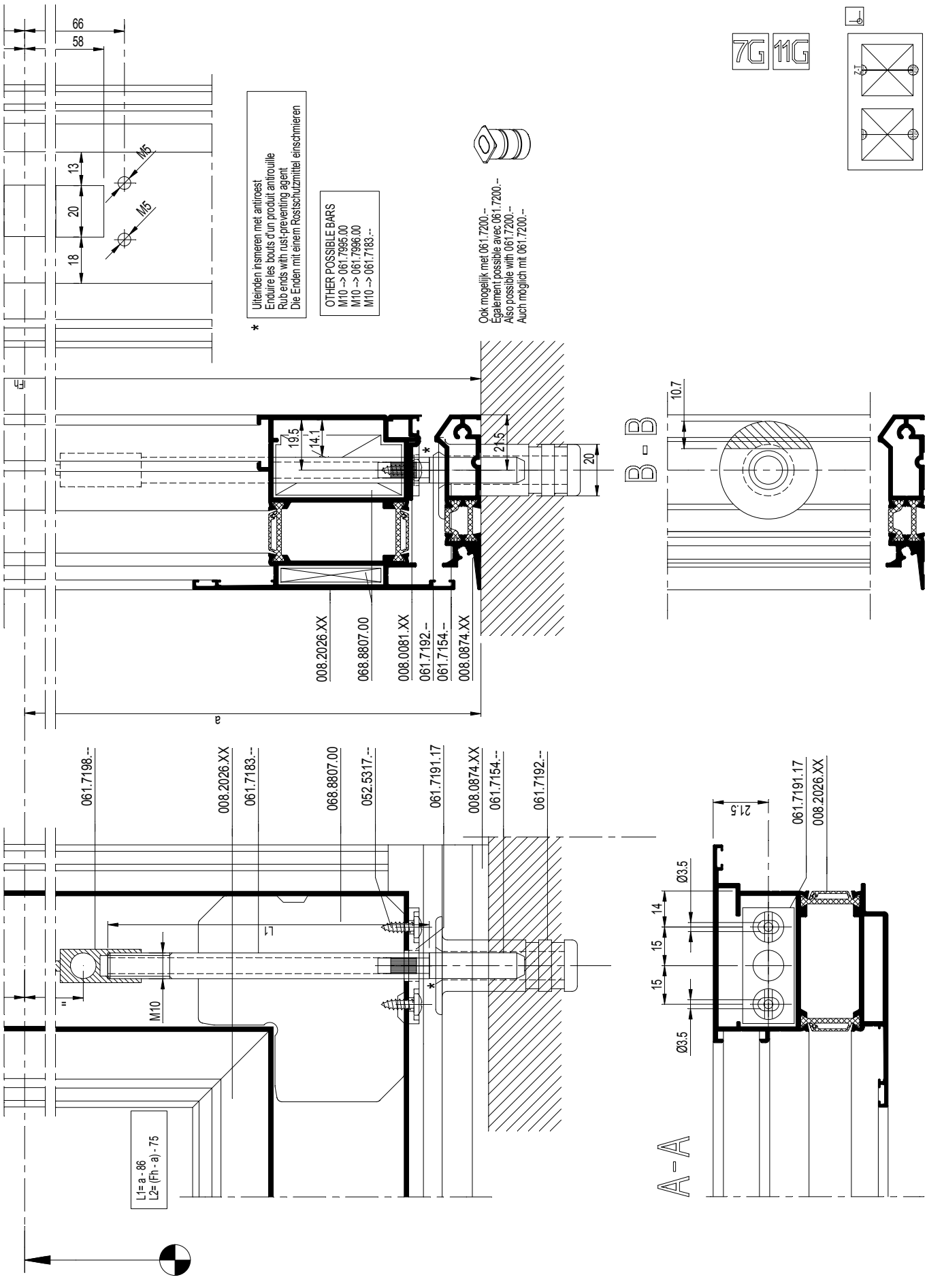

D0075708

CS 77

INBOUW STANGENSLOT
ENCASTREMENT SERRURE A TIGE
EMBEDDING BAR LOCK
EINBAU TUERTREIBRIEGEL

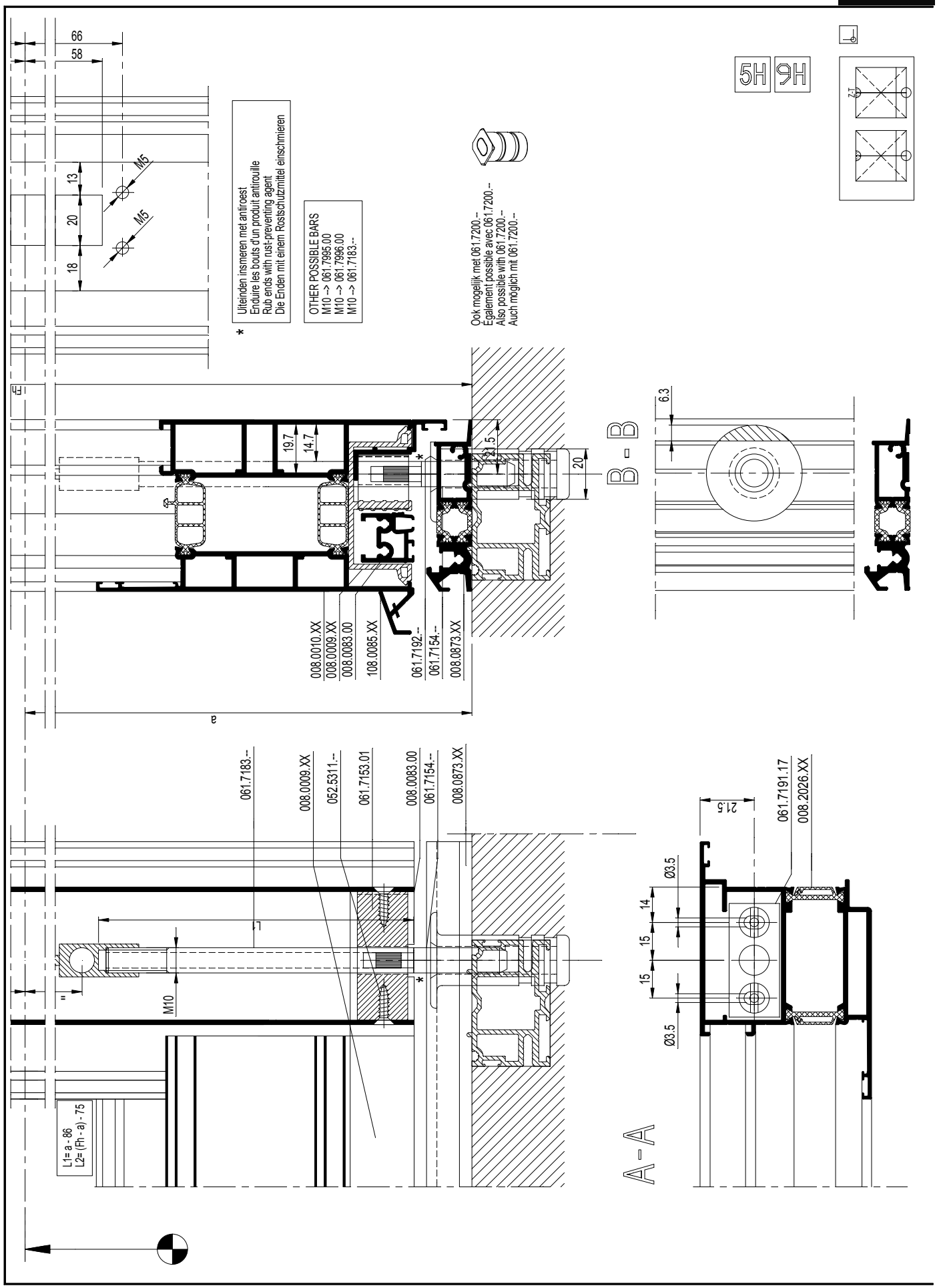

CS 77

INBOUW STANGENSLOT
ENCASTREMENT SERRURE A TIGE
EMBEDDING BAR LOCK
EINBAU TUERTREIBRIEGEL

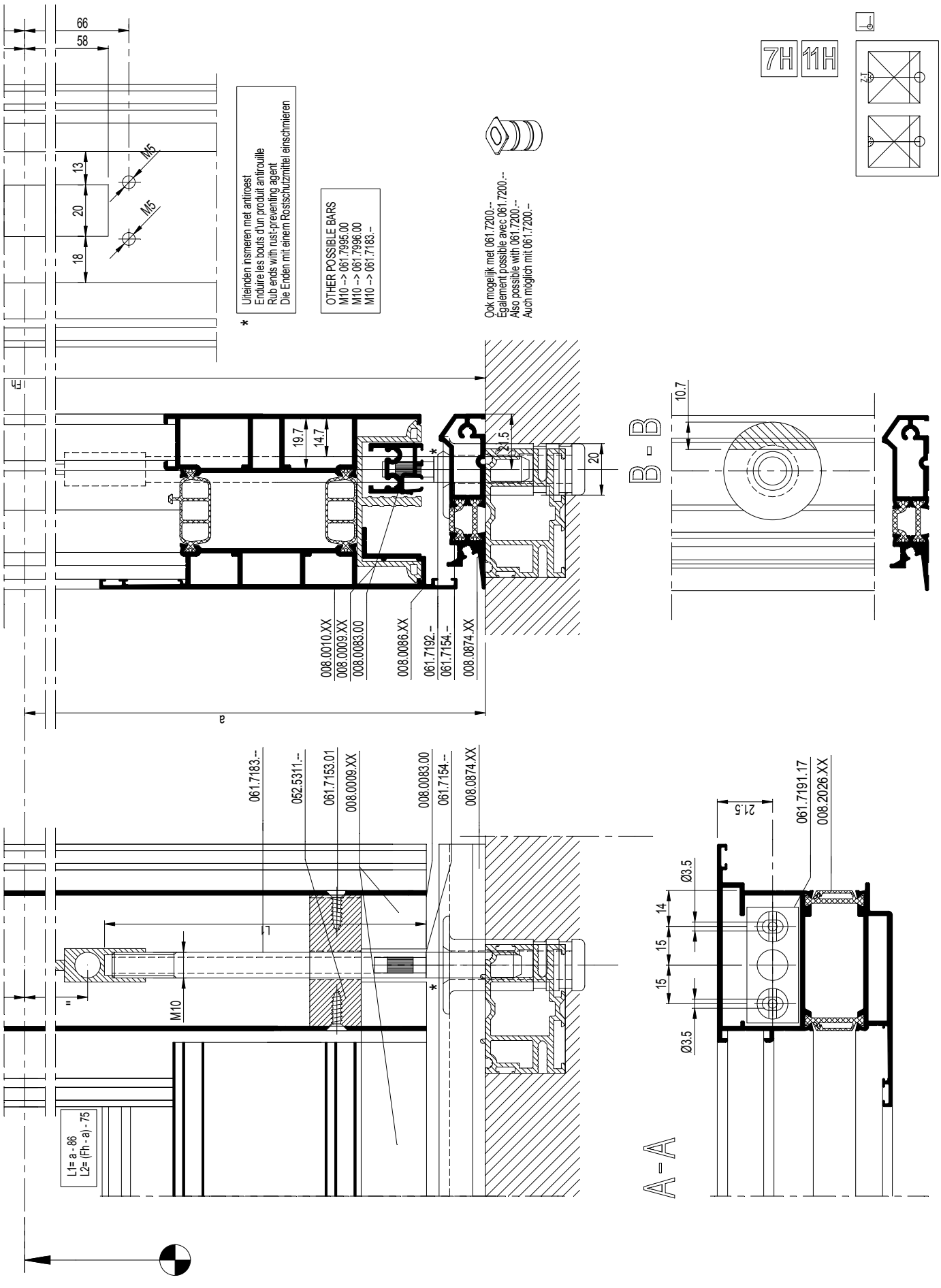

D0076590

CS 77

INBOUW STANGENSLOT
ENCASTREMENT SERRURE A TIGE
EMBEDDING BAR LOCK
EINBAU TUERTREIBRIEGEL

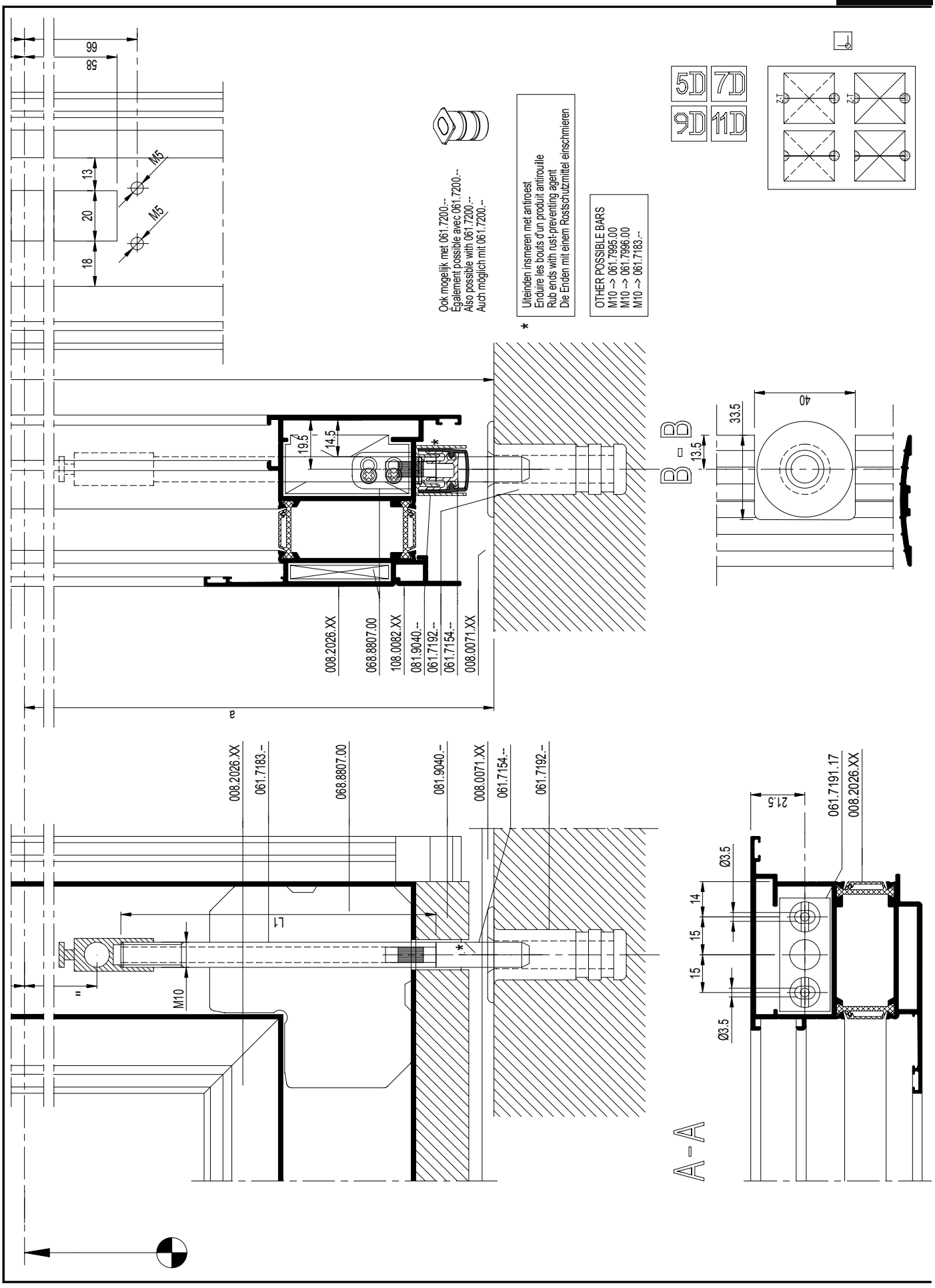

D0078535

CS 77

INBOUW STANGENSLOT
ENCASTREMENT SERRURE A TIGE
EMBEDDING BAR LOCK
EINBAU TUERTREIBRIEGEL

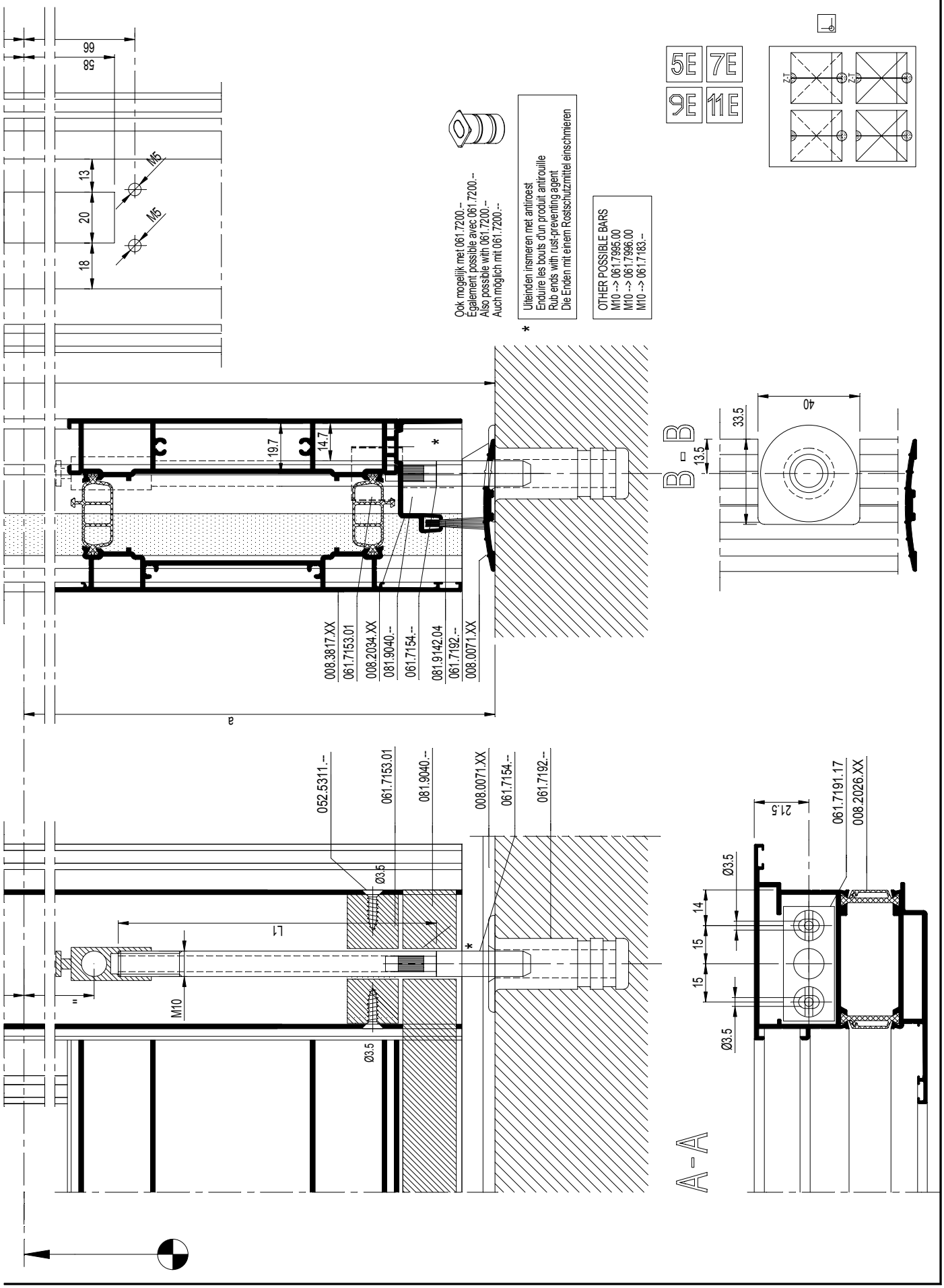

D0078535

CS 77

INBOUW STANGENSLOT
ENCASTREMENT SERRURE A TIGE
EMBEDDING BAR LOCK
EINBAU TUERTREIBRIEGEL

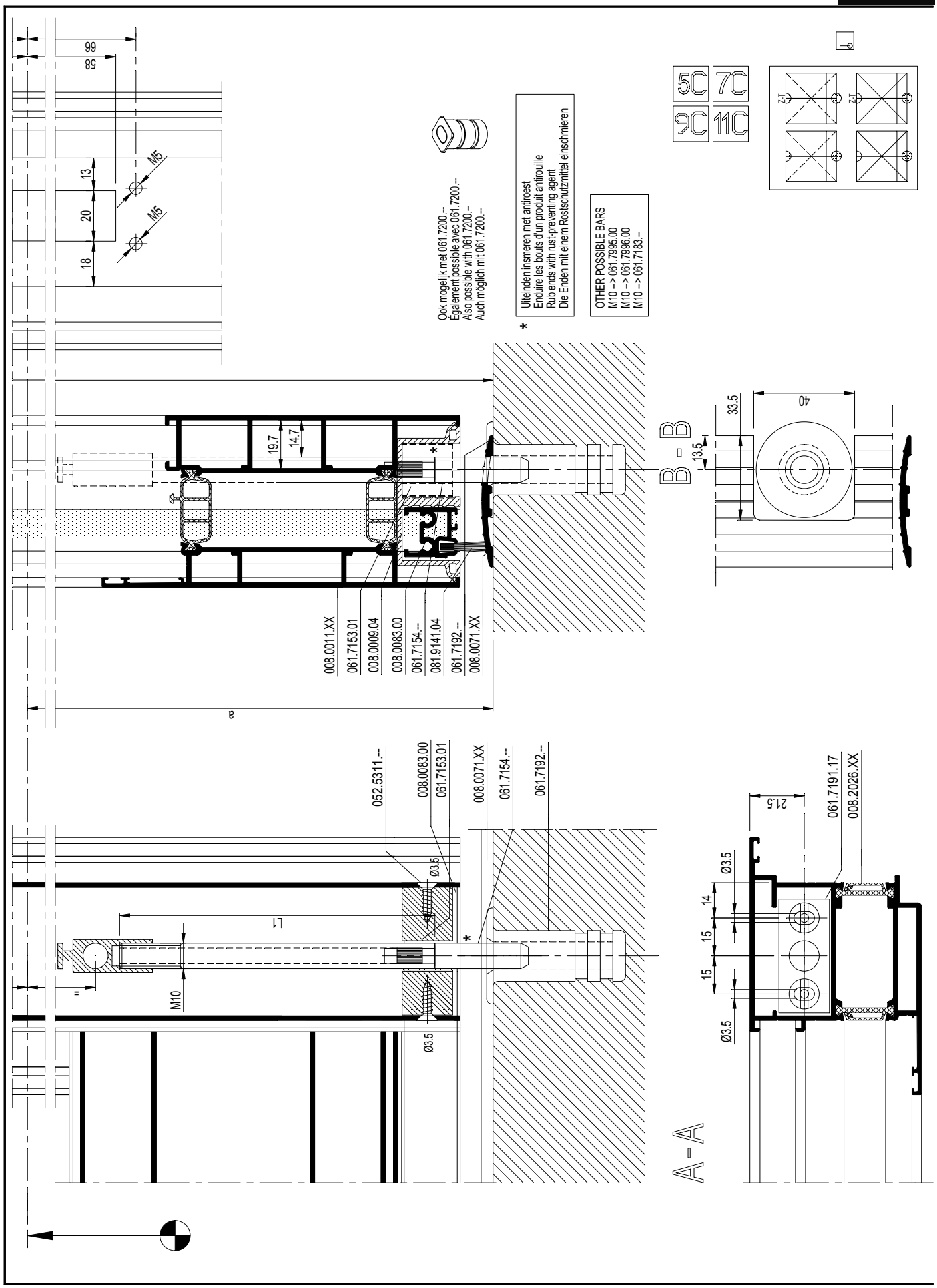

D0078536

CS 77

INBOUW STANGENSLOT
ENCASTREMENT SERRURE A TIGE
EMBEDDING BAR LOCK
EINBAU TUERTREIBRIEGEL

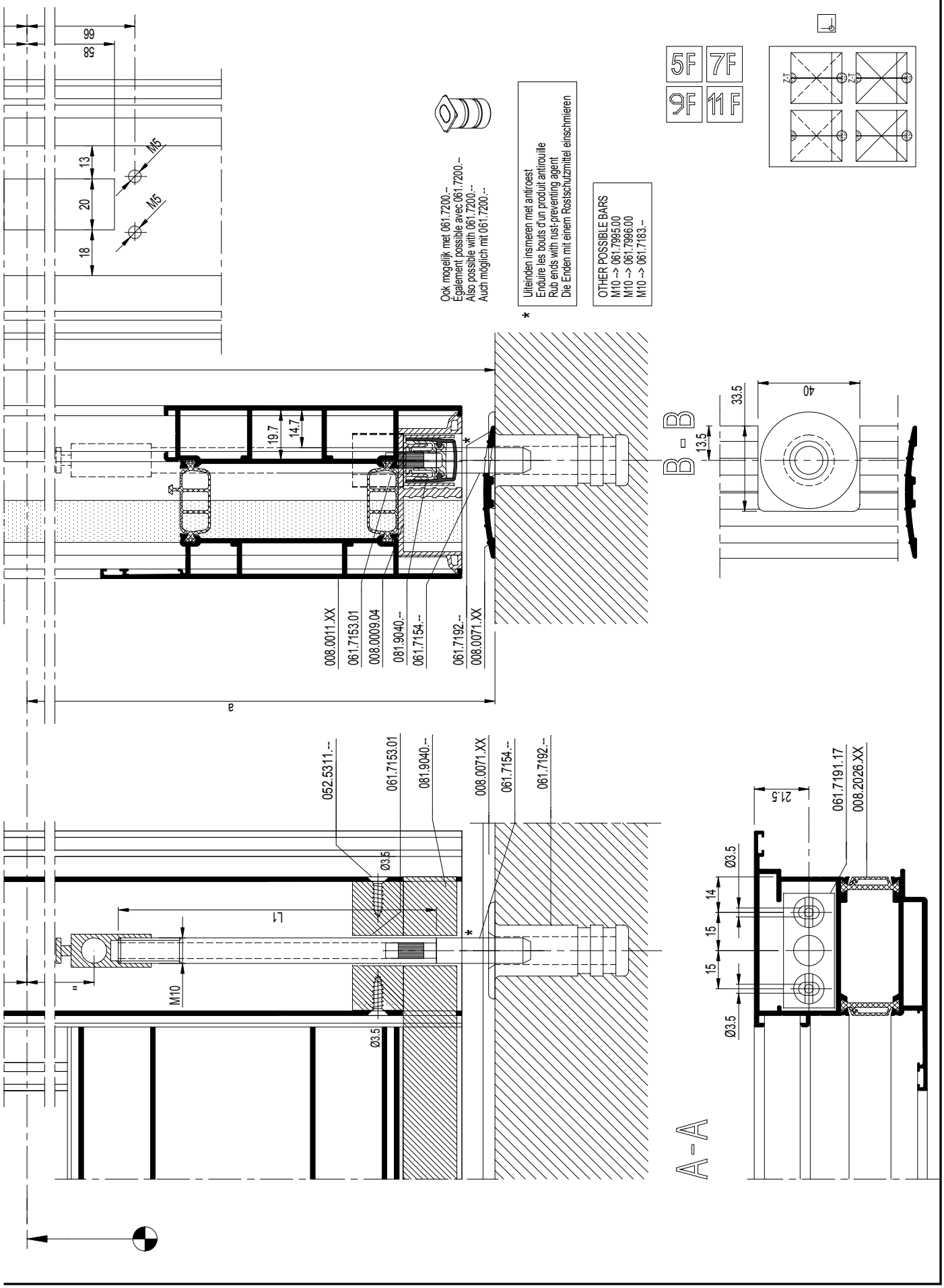

D0078536

STOLPDEUR
PORTE DOUBLE
DOUBLE CASEMENT DOOR
STULPFLUEGELTUER

BESTELTABEL - TABLEAU DE COMMANDE - ORDERING TABLE - BESTELTABELLE			
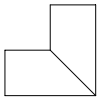	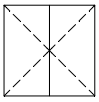		
	1 x 061.7151.--	8 x 052.5308.--	1 x 061.7155.--
	2 x 052.5331.--	2 x 061.7154.--	1 x 061.7156.--
	5 x 061.7152.--		
	1 x 061.7151.--	8 x 052.5308.--	1 x 061.7155.--
	2 x 052.5331.--	2 x 061.7154.--	1 x 061.7156.--
	4 x 061.7152.--		
	1 x 061.7151.--	6 x 052.5308.--	1 x 061.7155.--
	2 x 052.5331.--	2 x 061.7154.--	1 x 061.7156.--
	4 x 061.7152.--		

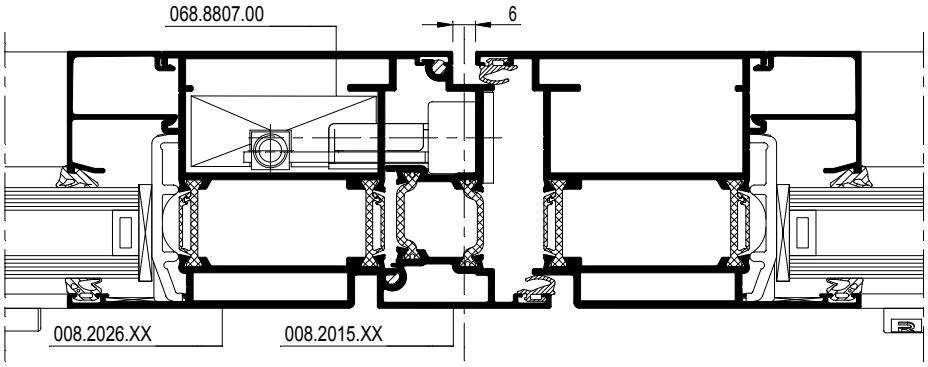

BESTELTABEL - TABLEAU DE COMMANDE - ORDERING TABLE - BESTELTABELLE			
DEUR MET SOKKEL PORTE AVEC PLINTHE BAS DOOR WITH BOTTOM RAIL TUER MIT SOCKEL 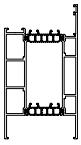	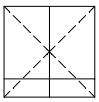		
	1 x 061.7151.--	6 x 052.5308.--	1 x 061.7155.--
	2 x 052.5331.--	1 x 061.7153.01	1 x 061.7156.--
	4 x 061.7152.--	2 x 061.7154.--	2 x 052.5311.--
	1 x 061.7151.--	6 x 052.5308.--	1 x 061.7155.--
	2 x 052.5331.--	1 x 061.7153.01	1 x 061.7156.--
	3 x 061.7152.--	2 x 061.7154.--	2 x 052.5311.--
	1 x 061.7151.--	6 x 052.5308.--	1 x 061.7155.--
	2 x 052.5331.--	1 x 061.7153.01	1 x 061.7156.--
	4 x 061.7152.--	2 x 061.7154.--	2 x 052.5311.--

D0077734

Z-T DEUR
PORTE Z-T
Z-T DOOR
Z-T TUER

BESTELTABEL - TABLEAU DE COMMANDE - ORDERING TABLE - BESTELTABELLE			
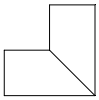	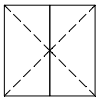		
	1 x 061.7150.--	8 x 052.5308.--	1 x 061.7155.--
	2 x 050.5331.--	2 x 061.7154.--	1 x 061.7156.--
	5 x 061.7152.--		
	1 x 061.7150.--	8 x 052.5308.--	1 x 061.7155.--
	2 x 052.5331.--	2 x 061.7154.--	1 x 061.7156.--
	4 x 061.7152.--		
	1 x 061.7150.--	6 x 052.5308.--	1 x 061.7155.--
	2 x 052.5331.--	2 x 061.7154.--	1 x 061.7156.--
	4 x 061.7152.--		

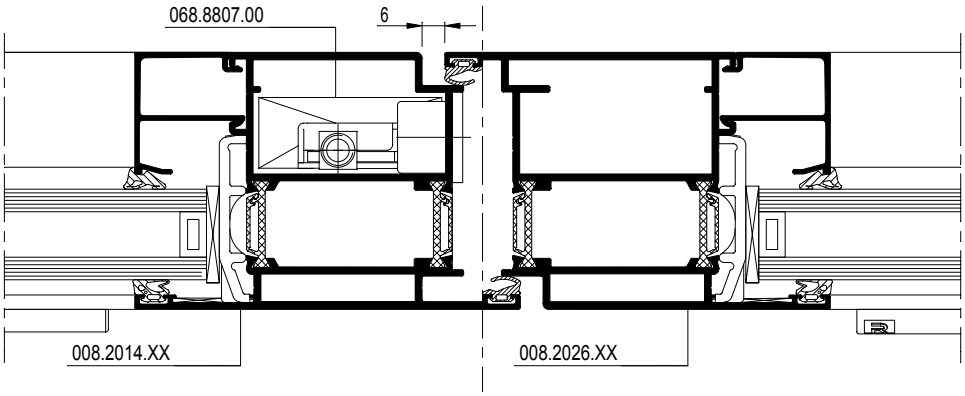

BESTELTABEL - TABLEAU DE COMMANDE - ORDERING TABLE - BESTELTABELLE			
DEUR MET SOKKEL PORTE AVEC PLINTHE BAS DOOR WITH BOTTOM RAIL TUER MIT SOCKEL 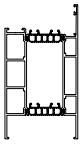	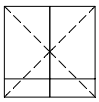		
	1 x 061.7150.--	6 x 052.5308.--	1 x 061.7155.--
	2 x 050.5331.--	1 x 061.7153.01	1 x 061.7156.--
	4 x 061.7152.--	2 x 061.7154.--	2 x 052.5311.--
	1 x 061.7150.--	6 x 052.5308.--	1 x 061.7155.--
	2 x 052.5331.--	1 x 061.7153.01	1 x 061.7156.--
	3 x 061.7152.--	2 x 061.7154.--	2 x 052.5311.--
	1 x 061.7150.--	6 x 052.5308.--	1 x 061.7155.--
	2 x 052.5331.--	1 x 061.7153.01	1 x 061.7156.--
	4 x 061.7152.--	2 x 061.7154.--	2 x 052.5311.--

D0077734

STOLPDEUR
PORTE DOUBLE
DOUBLE CASEMENT DOOR
STULPFLUEGELTUER

BESTELTABEL - TABLEAU DE COMMANDE - ORDERING TABLE - BESTELTABELLE			
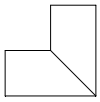	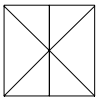		
	1 x 061.7151.--	6 x 052.5308.--	1 x 061.7155.--
	2 x 052.5331.--	2 x 061.7154.--	1 x 061.7156.--
	4 x 061.7152.--		
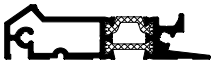	1 x 061.7151.--	6 x 052.5308.--	1 x 061.7155.--
	2 x 052.5331.--	2 x 061.7154.--	1 x 061.7156.--
	3 x 061.7152.--		
	1 x 061.7151.--	6 x 052.5308.--	1 x 061.7155.--
	2 x 052.5331.--	2 x 061.7154.--	1 x 061.7156.--
	4 x 061.7152.--		

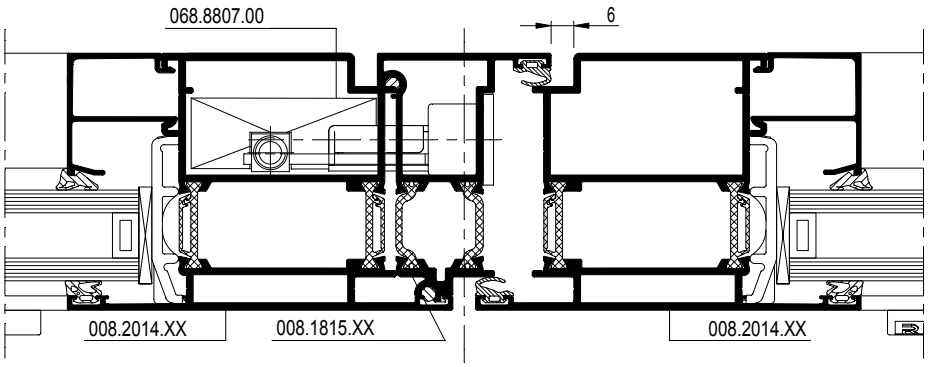

BESTELTABEL - TABLEAU DE COMMANDE - ORDERING TABLE - BESTELTABELLE			
DEUR MET SOKKEL PORTE AVEC PLINTHE BAS DOOR WITH BOTTOM RAIL TUER MIT SOCKEL 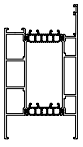	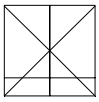		
	1 x 061.7151.--	6 x 052.5308.--	1 x 061.7155.--
	2 x 052.5331.--	1 x 061.7153.01	1 x 061.7156.--
	4 x 061.7152.--	2 x 061.7154.--	2 x 052.5311.--
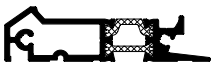	1 x 061.7151.--	6 x 052.5308.--	1 x 061.7155.--
	2 x 052.5331.--	2 x 061.7154.--	1 x 061.7156.--
	3 x 061.7152.--	1 x 061.7153.01	2 x 052.5311.--
	1 x 061.7151.--	6 x 052.5308.--	1 x 061.7155.--
	2 x 052.5331.--	1 x 061.7153.01	1 x 061.7156.--
	4 x 061.7152.--	2 x 061.7154.--	2 x 052.5311.--

D0078299

Z-T DEUR
PORTE Z-T
Z-T DOOR
Z-T TUER

BESTELTABEL - TABLEAU DE COMMANDE - ORDERING TABLE - BESTELTABELLE			
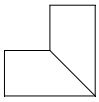	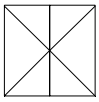		
	1 x 061.7150.--	6 x 052.5308.--	1 x 061.7155.--
	2 x 050.5331.--	2 x 061.7154.--	1 x 061.7156.--
	4 x 061.7152.--		
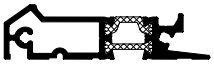	1 x 061.7150.--	6 x 052.5308.--	1 x 061.7155.--
	2 x 052.5331.--	2 x 061.7154.--	1 x 061.7156.--
	3 x 061.7152.--		
	1 x 061.7150.--	6 x 052.5308.--	1 x 061.7155.--
	2 x 052.5331.--	2 x 061.7154.--	1 x 061.7156.--
	4 x 061.7152.--		

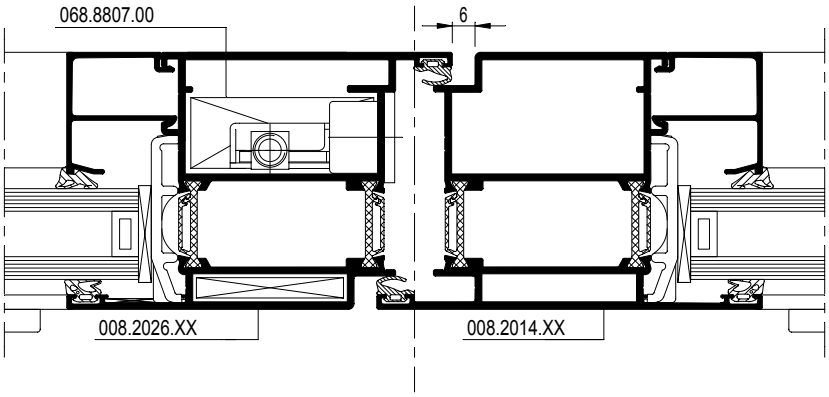

BESTELTABEL - TABLEAU DE COMMANDE - ORDERING TABLE - BESTELTABELLE			
DEUR MET SOKKEL PORTE AVEC PLINTHE BAS DOOR WITH BOTTOM RAIL TUER MIT SOCKEL 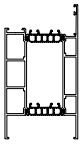	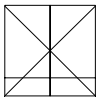		
	1 x 061.7150.--	6 x 052.5308.--	1 x 061.7155.--
	2 x 050.5331.--	1 x 061.7153.01	1 x 061.7156.--
	4 x 061.7152.--	2 x 061.7154.--	2 x 052.5311.--
	1 x 061.7150.--	6 x 052.5308.--	1 x 061.7155.--
	2 x 052.5331.--	2 x 061.7154.--	1 x 061.7156.--
	3 x 061.7152.--	1 x 061.7153.01	2 x 052.5311.--
	1 x 061.7150.--	6 x 052.5308.--	1 x 061.7155.--
	2 x 052.5331.--	1 x 061.7153.01	1 x 061.7156.--
	4 x 061.7152.--	2 x 061.7154.--	2 x 052.5311.--

D0078299

CS 77

INBOUW ESPAGNOLETSLOT
ENCASTREMENT FERMETURE ESPAGNOLETTE
EMBEDDING ESPAGNOLETTE LOCK
EINBAU FALZTREIBRIEGEL

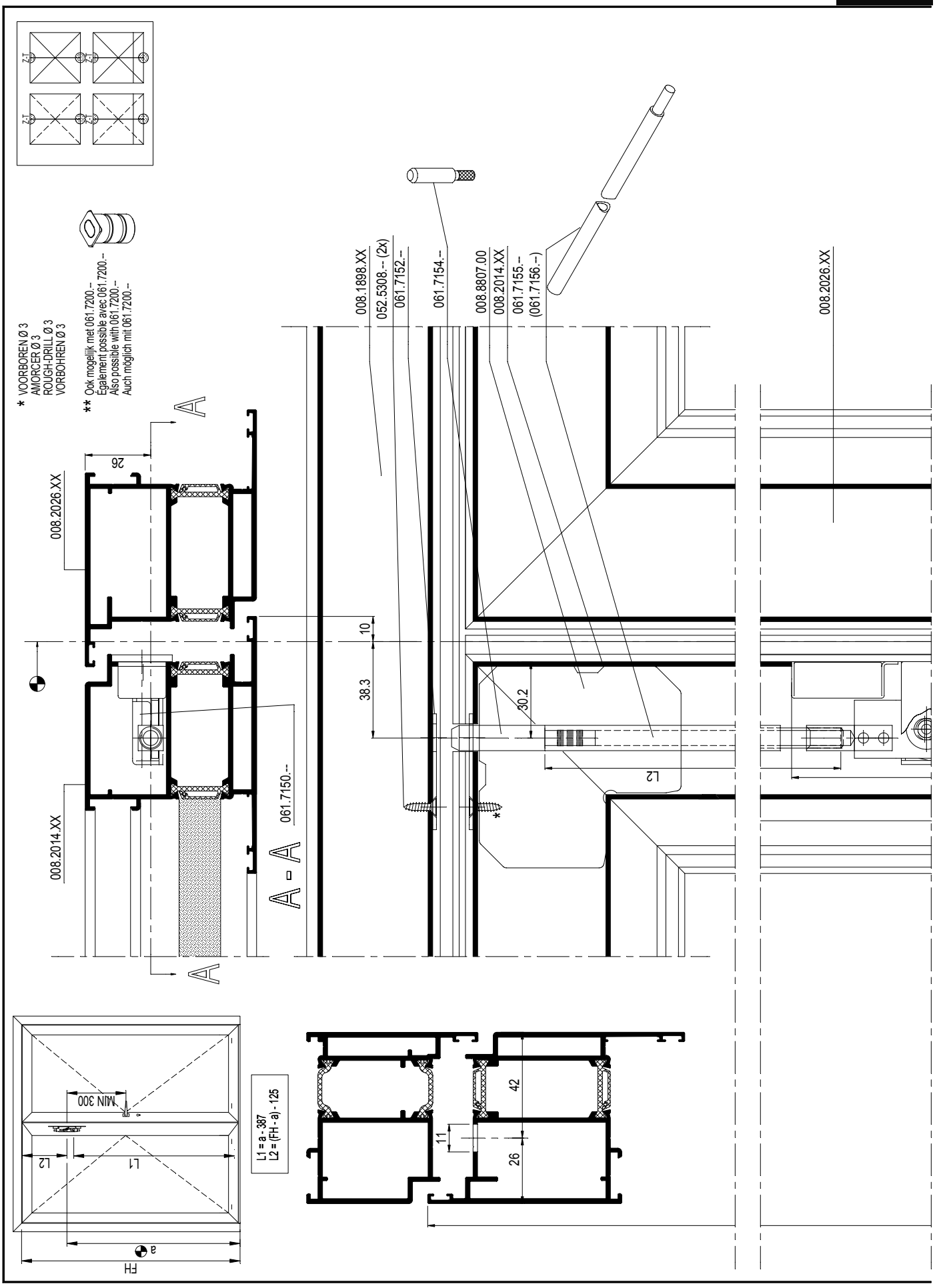

Montagetekeningen
Fabrication et montage
Assembly drawings
Montagezeichnungen

CS 77

INBOUW ESPAGNOLETSLOT
ENCASTREMENT FERMETURE ESPAGNOLETTE
EMBEDDING ESPAGNOLETTE LOCK
EINBAU FALZTREIBRIEGEL

10A ☞ 10H
12A ☞ 12H

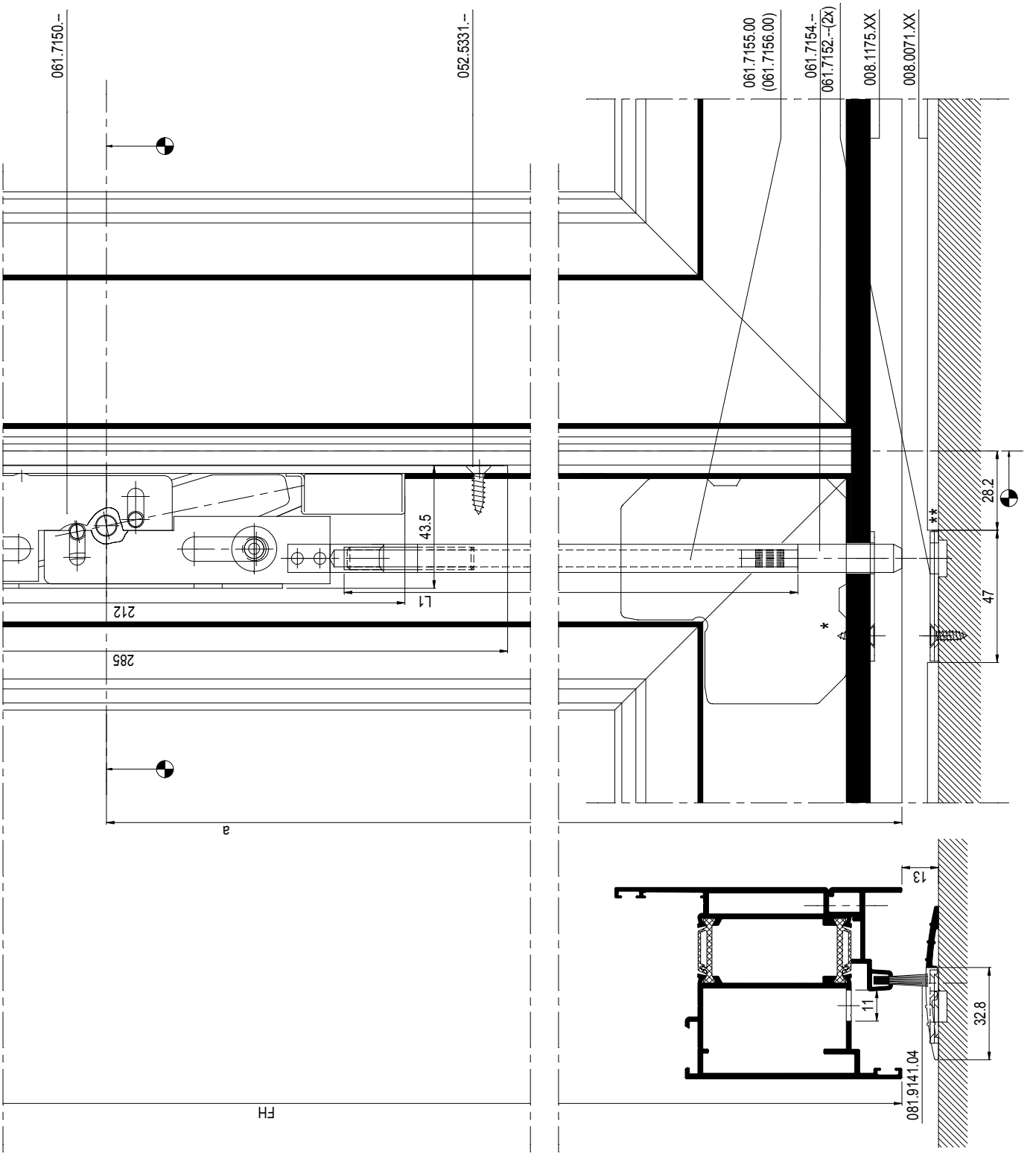

CS 77

INBOUW ESPAGNOLETSLOT
ENCASTREMENT FERMETURE ESPAGNOLETTE
EMBEDDING ESPAGNOLETTE LOCK
EINBAU FALZTREIBRIEGEL

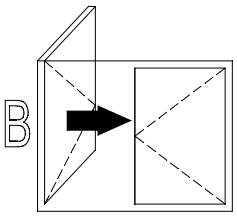

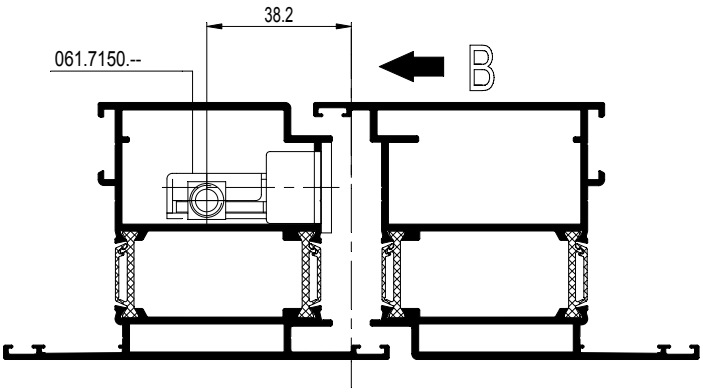

* Ook mogelijk met 061.7200.--
Également possible avec 061.7200.--
Also possible with 061.7200.--
Auch möglich mit 061.7200.--

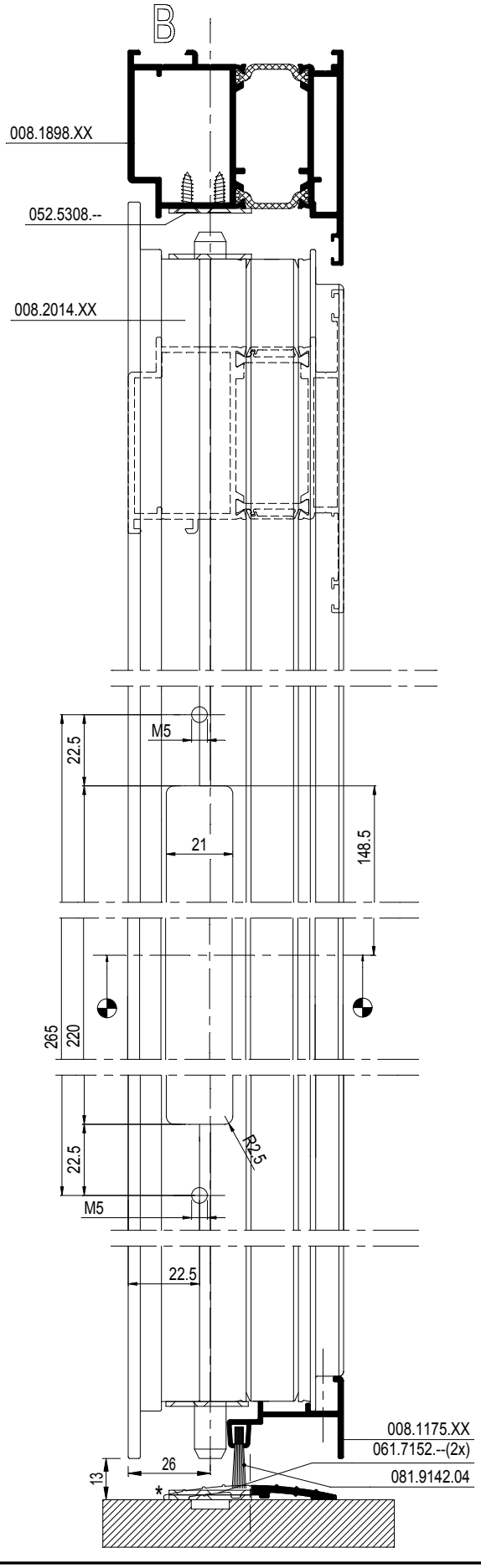

D0075733

CS 77

INBOUW ESPAGNOLETSLOT
ENCASTREMENT FERMETURE ESPAGNOLETTE
EMBEDDING ESPAGNOLETTE LOCK
EINBAU FALZTREIBRIEGEL

REYNAERS aluminium

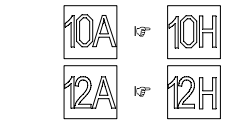

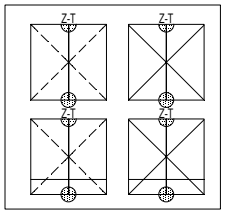

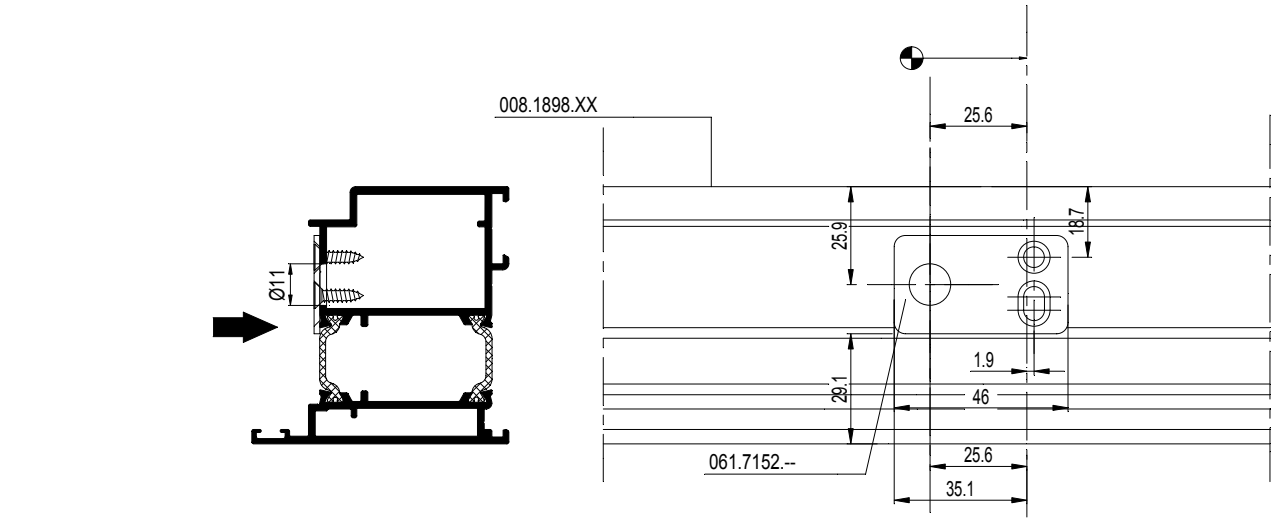

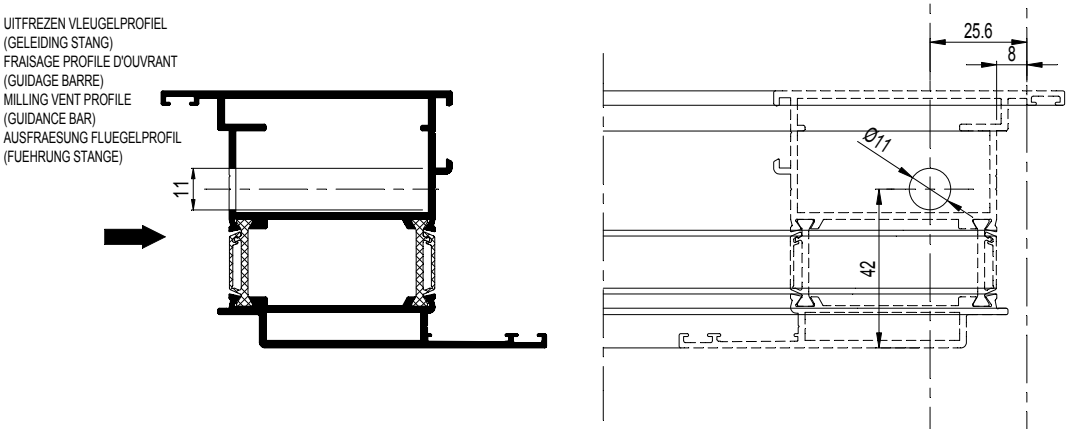

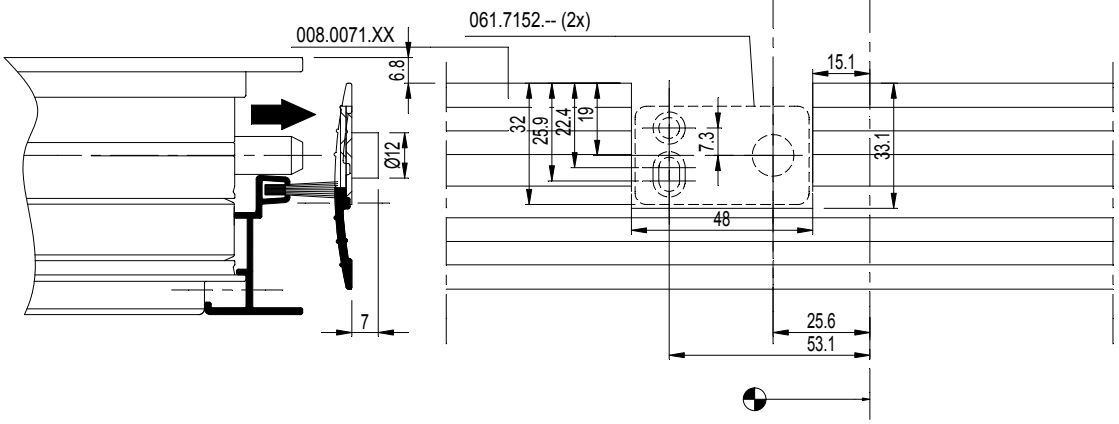

D0075733

CS 77

INBOUW ESPAGNOLETSLOT
ENCASTREMENT FERMETURE ESPAGNOLETTE
EMBEDDING ESPAGNOLETTE LOCK
EINBAU FALZTREIBRIEGEL

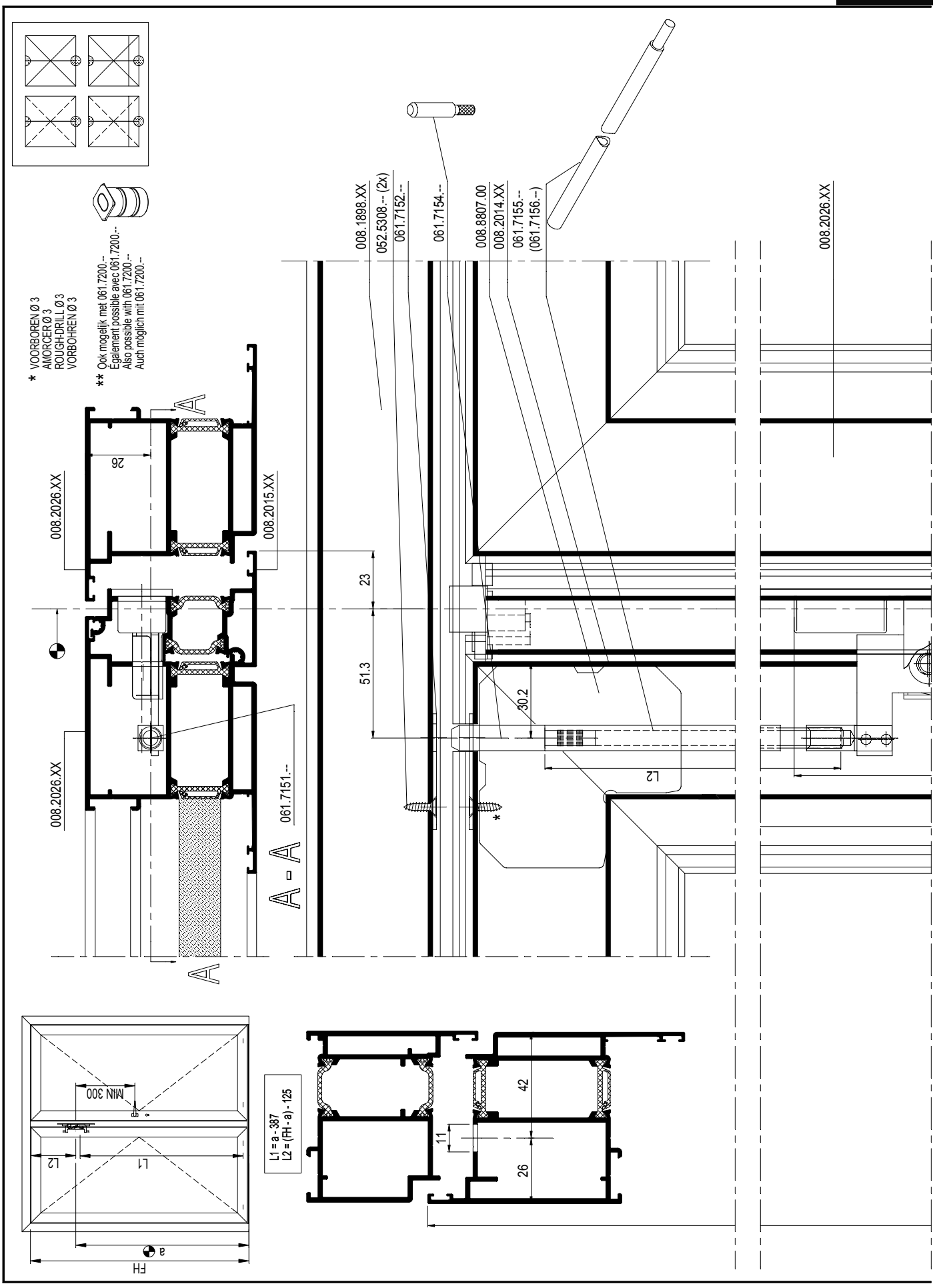

Montagetekeningen
Fabrication et montage
Assembly drawings
Montagezeichnungen

CS 77

INBOUW ESPAGNOLETSLOT
ENCASTREMENT FERMETURE ESPAGNOLETTE
EMBEDDING ESPAGNOLETTE LOCK
EINBAU FALZTREIBRIEGEL

6A ☜ 6H
8A ☜ 8H

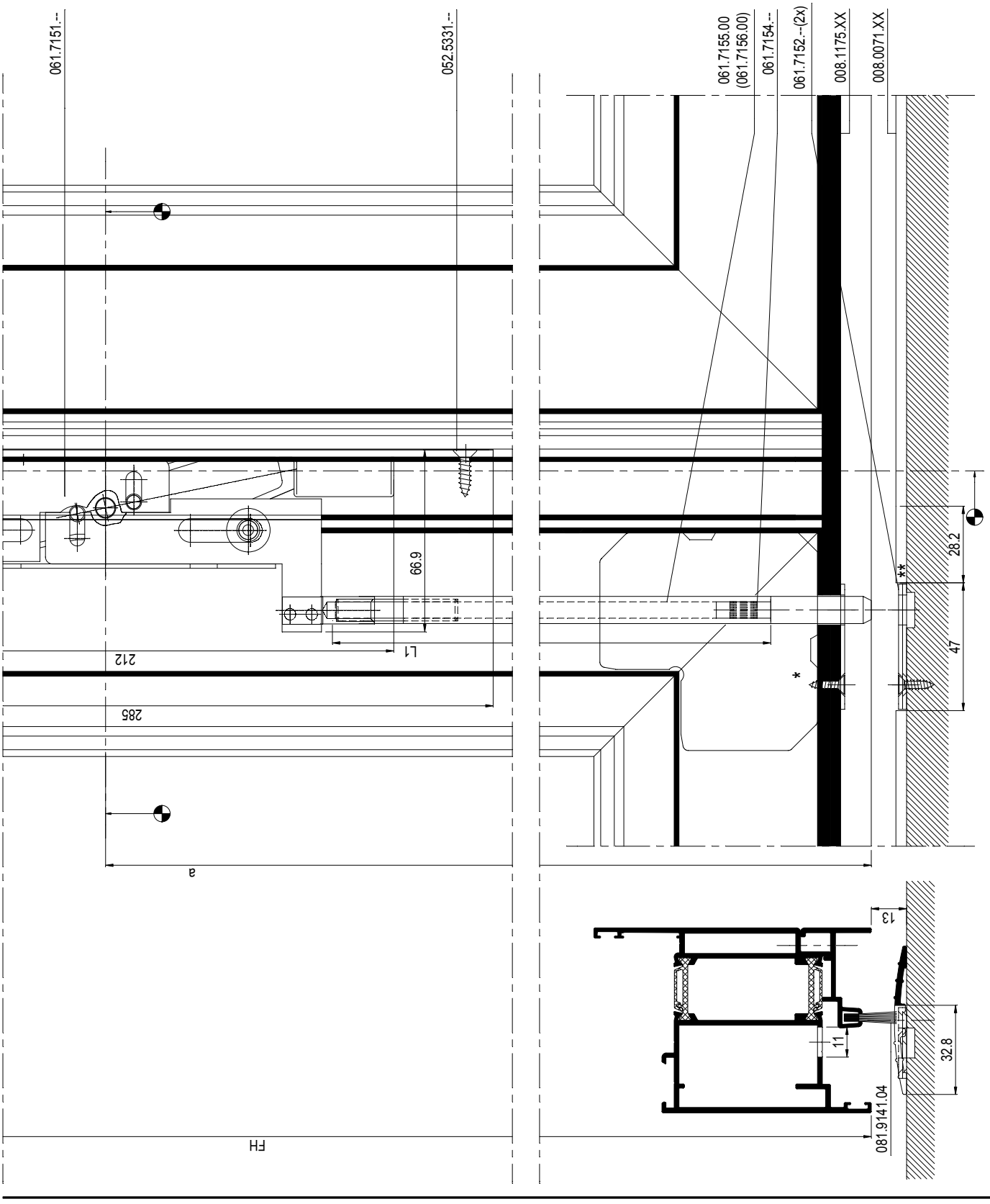

D0078338

CS 77

INBOUW ESPAGNOLETSLOT
ENCASTREMENT FERMETURE ESPAGNOLETTE
EMBEDDING ESPAGNOLETTE LOCK
EINBAU FALZTREIBRIEGEL

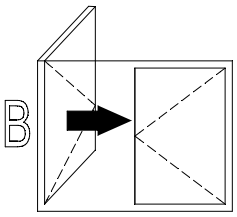

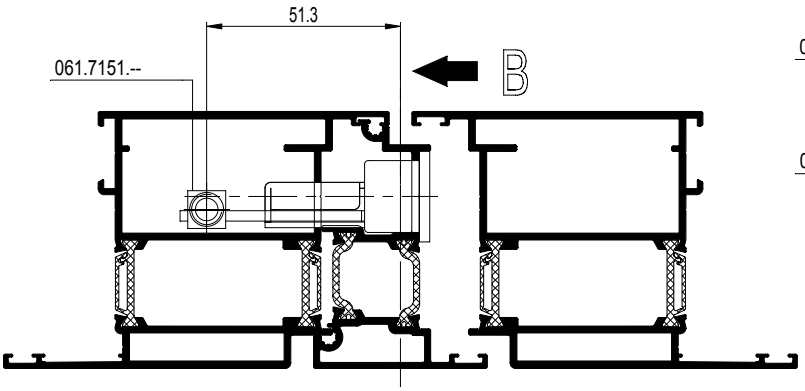

* Ook mogelijk met 061.7200.--
Également possible avec 061.7200.--
Also possible with 061.7200.--
Auch möglich mit 061.7200.--

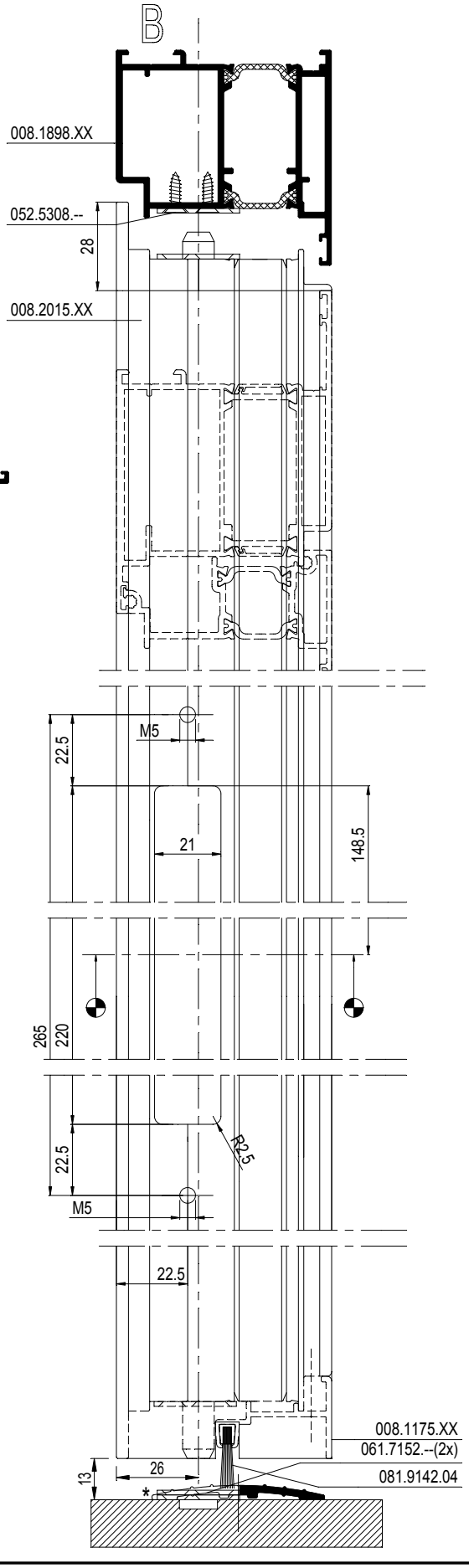

D0078337

CS 77

INBOUW ESPAGNOLETSLOT
ENCASTREMENT FERMETURE ESPAGNOLETTE
EMBEDDING ESPAGNOLETTE LOCK
EINBAU FALZTREIBRIEGEL

6A ☞ 6H
8A ☞ 8H

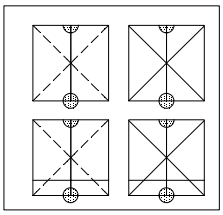

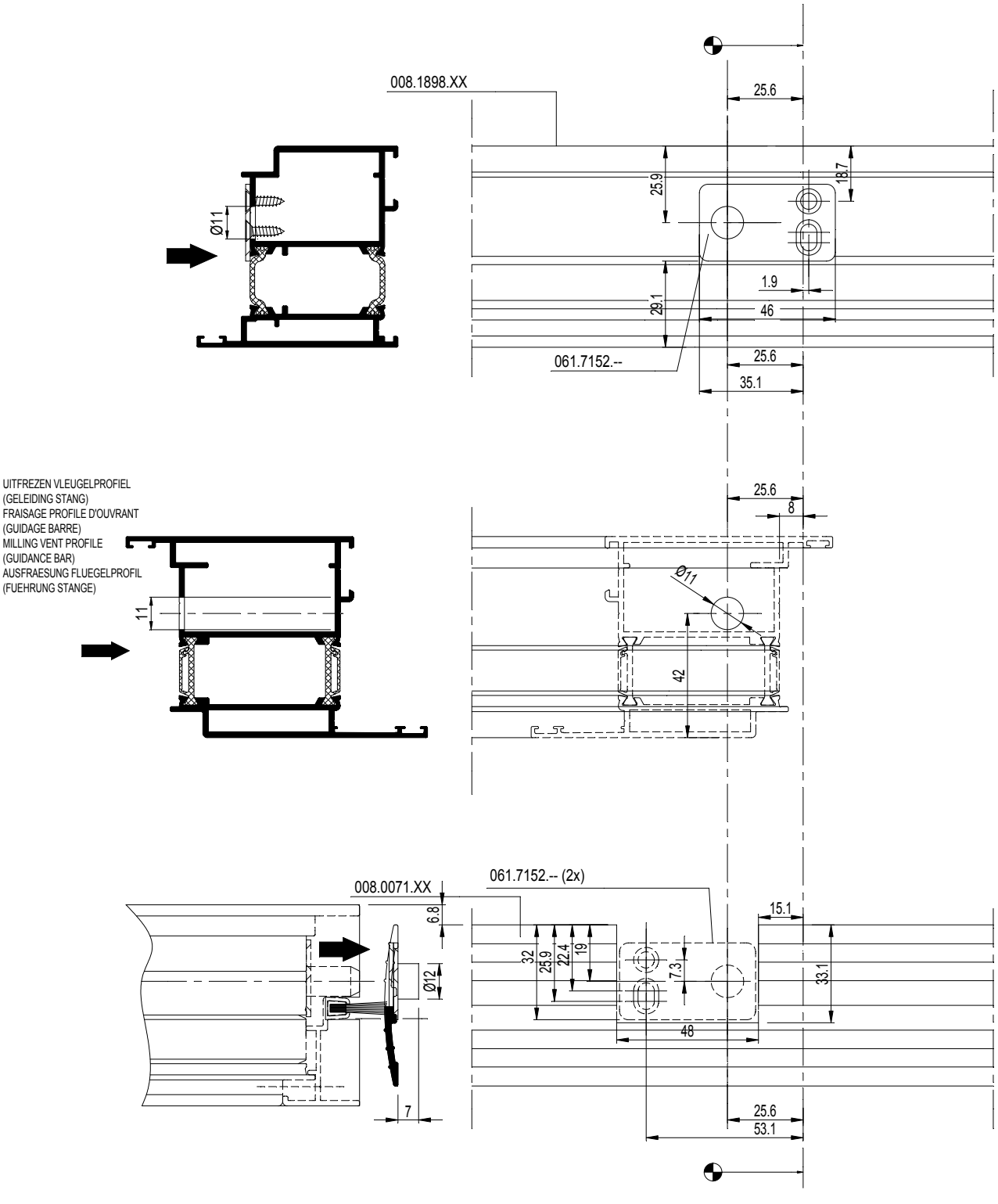

D0078337

CS 77

INBOUW ESPAGNOLETSLOT
ENCASTREMENT FERMETURE ESPAGNOLETTE
EMBEDDING ESPAGNOLETTE LOCK
EINBAU FALZTREIBRIEGEL

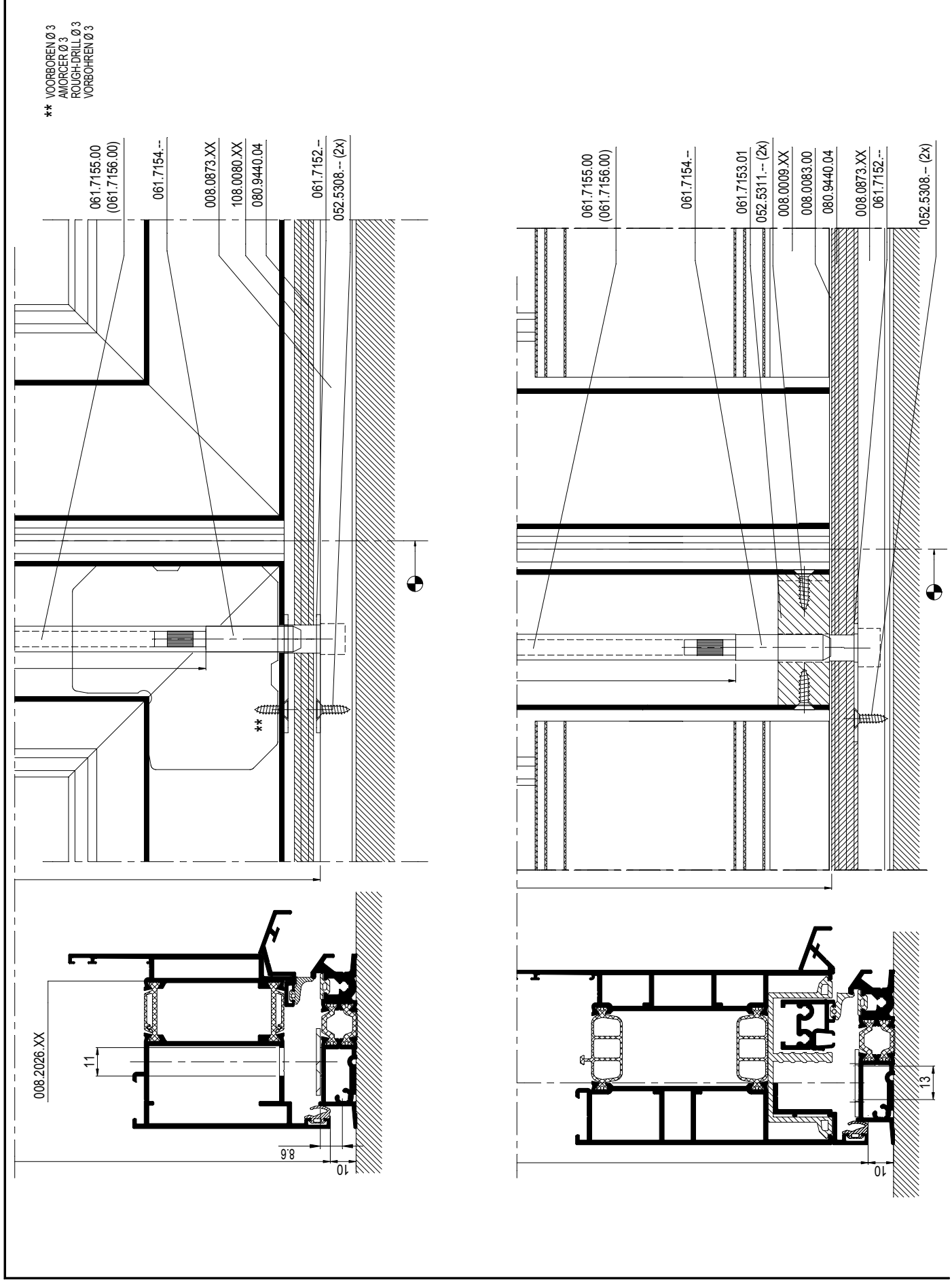

D0077741

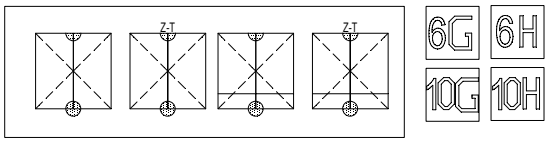
6G
6H
10G
10H

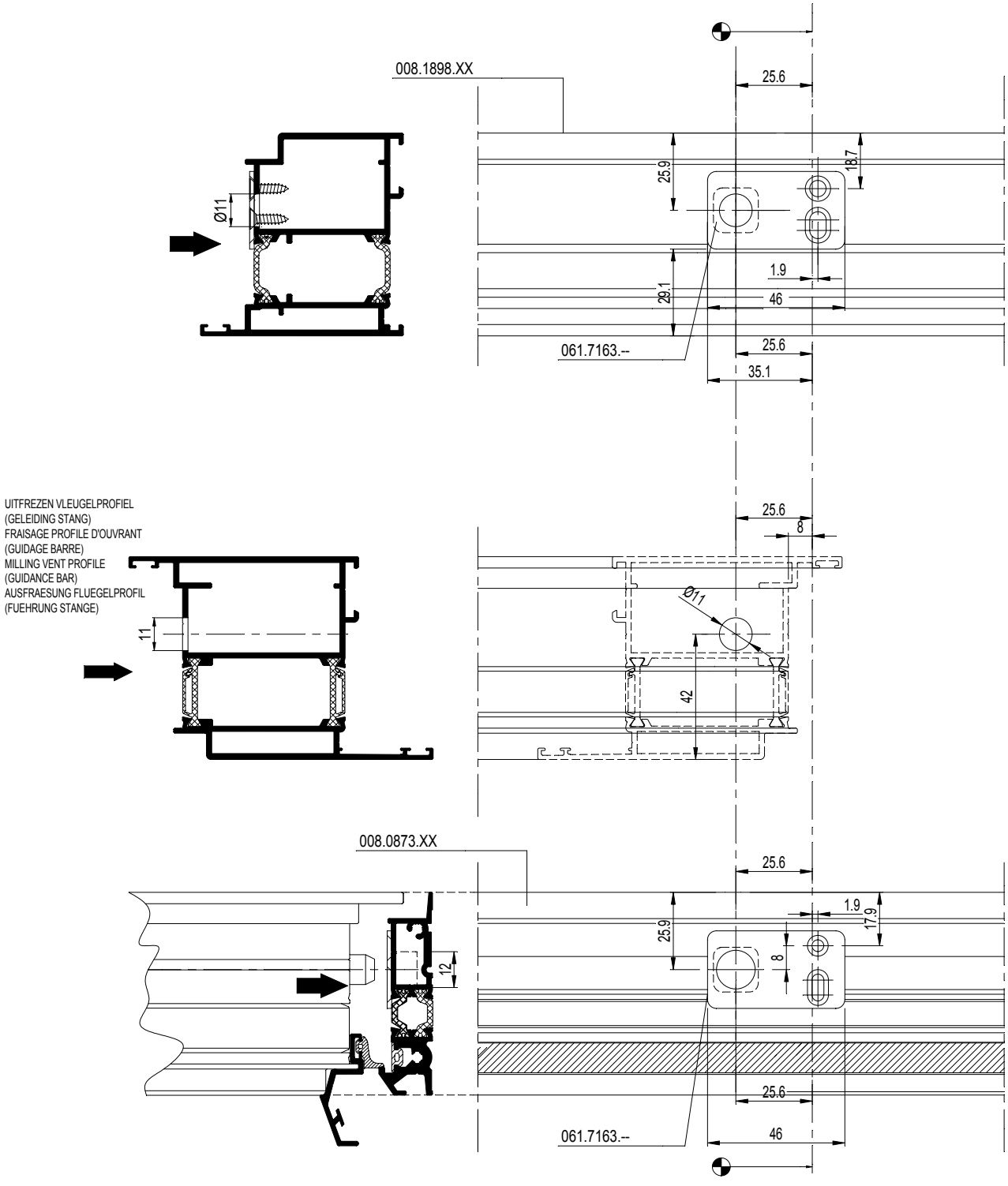
008.1898.XX
25.6
25.9
18.7
Ø11
1.9
29.1
46
061.7163.--
25.6
35.1
UITFREZEN VLEUGELPROFIEL
(GELEIDING STANG)
FRAISAGE PROFILE D'OUVRANT
(GUIDAGE BARRE)
MILLING VENT PROFILE
(GUIDANCE BAR)
AUSFRAESUNG FLUEGELPROFIL
(FUEHRUNG STANGE)
25.6
8
Ø11
11
42
008.0873.XX
25.6
1.9
17.9
25.9
8
12
25.6
061.7163.--
46

D0077741

CS 77

INBOUW ESPAGNOLETSLOT
ENCASTREMENT FERMETURE ESPAGNOLETTE
EMBEDDING ESPAGNOLETTE LOCK
EINBAU FALZTREIBRIEGEL

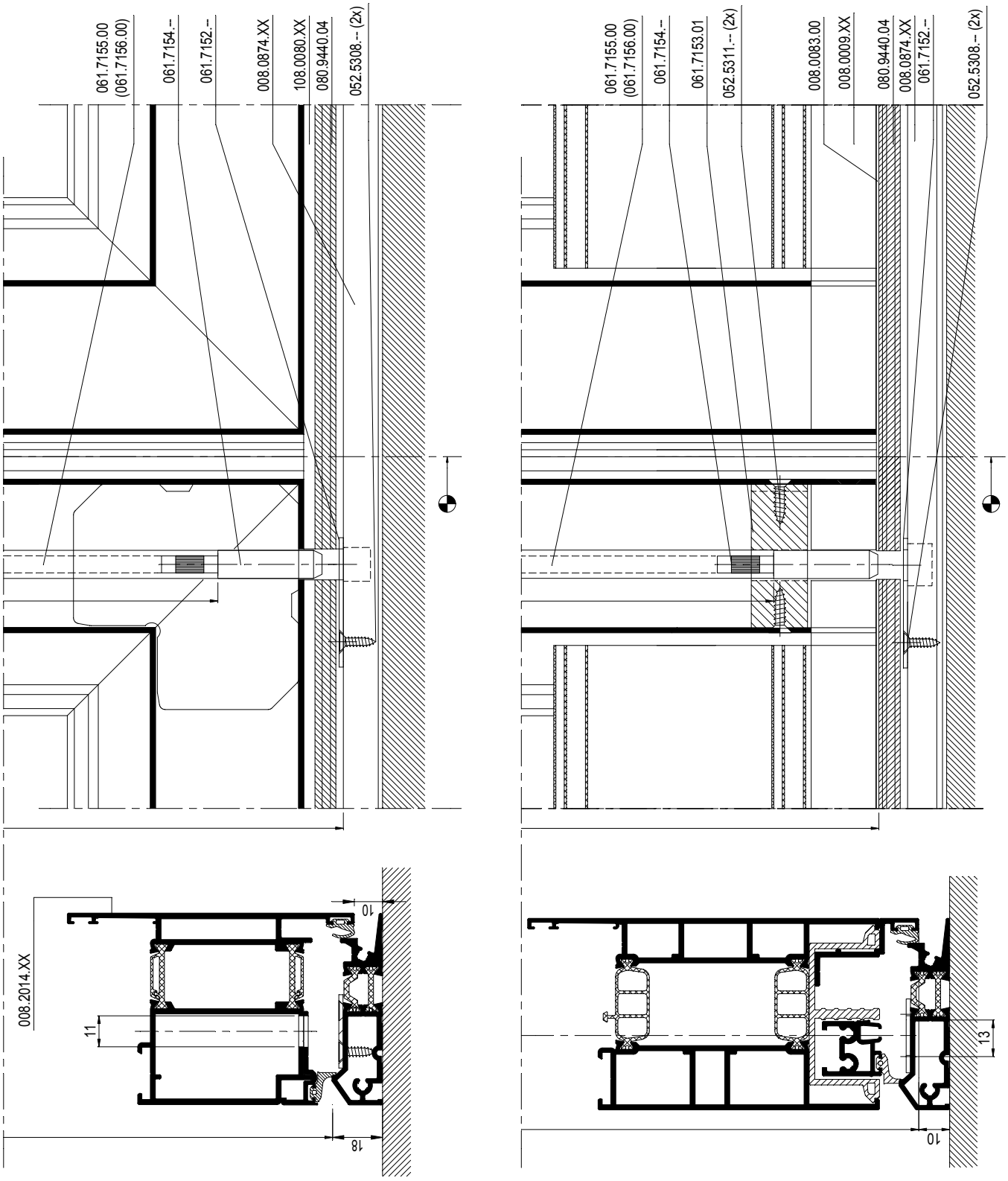

D0077745

CS 77

INBOUW ESPAGNOLETSLOT
ENCASTREMENT FERMETURE ESPAGNOLETTE
EMBEDDING ESPAGNOLETTE LOCK
EINBAU FALZTREIBRIEGEL

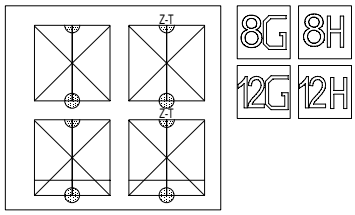

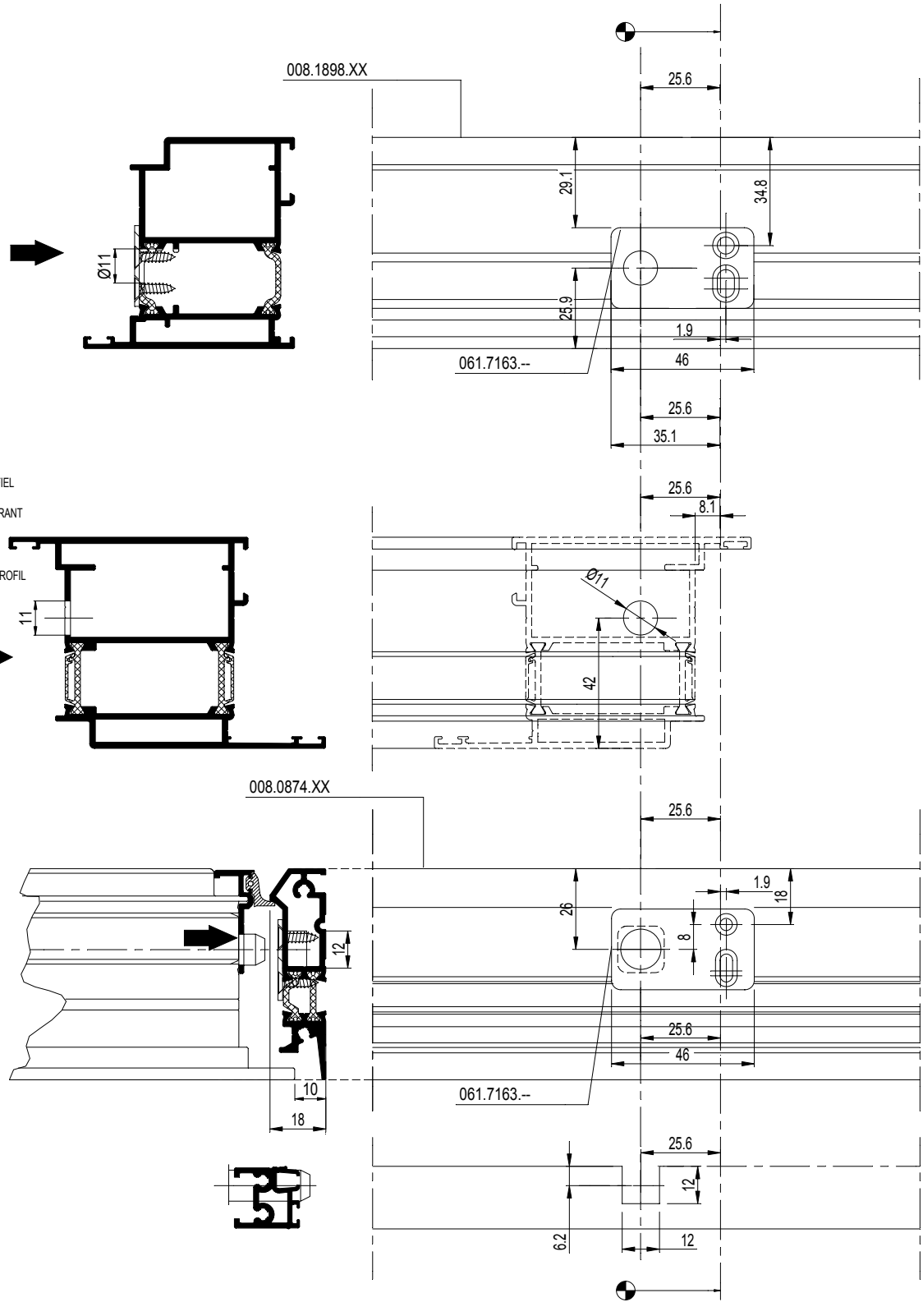

D0077745

CS 77

INBOUW ESPAGNOLETSLOT
ENCASTREMENT FERMETURE ESPAGNOLETTE
EMBEDDING ESPAGNOLETTE LOCK
EINBAU FALZTREIBRIEGEL

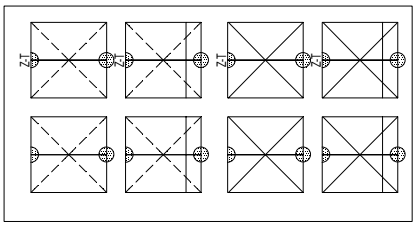

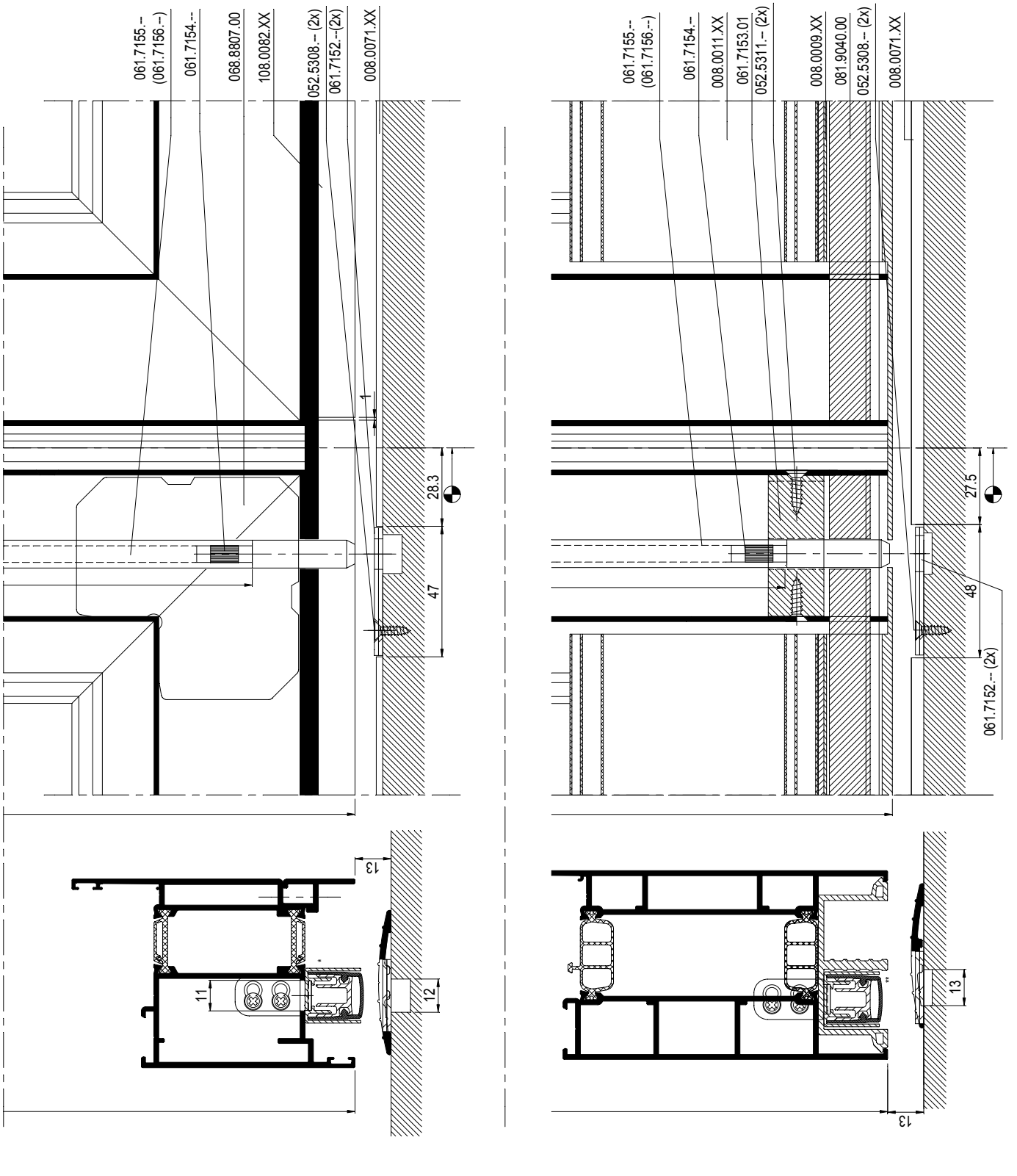

D0077746

CS 77

INBOUW ESPAGNOLETSLOT
ENCASTREMENT FERMETURE ESPAGNOLETTE
EMBEDDING ESPAGNOLETTE LOCK
EINBAU FALZTREIBRIEGEL

REYNAERS aluminium

6D 6F 8D 8F
10D 10F 12D 12F

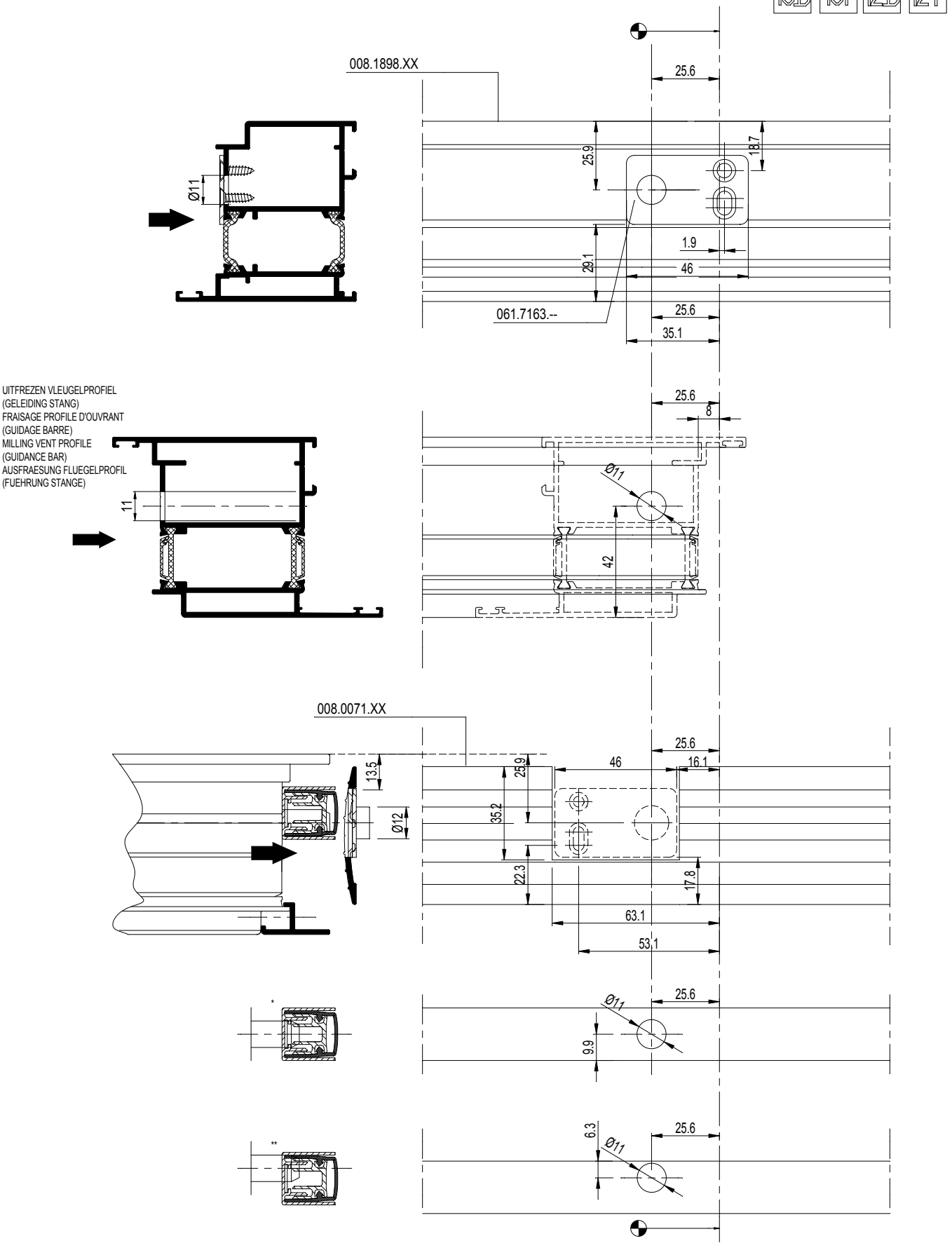

D0077746

CS 77

INBOUW ESPAGNOLETSLOT
ENCASTREMENT FERMETURE ESPAGNOLETTE
EMBEDDING ESPAGNOLETTE LOCK
EINBAU FALZTREIBRIEGEL

REYNAERS aluminium

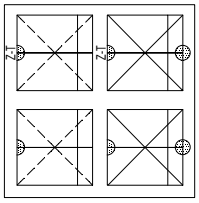

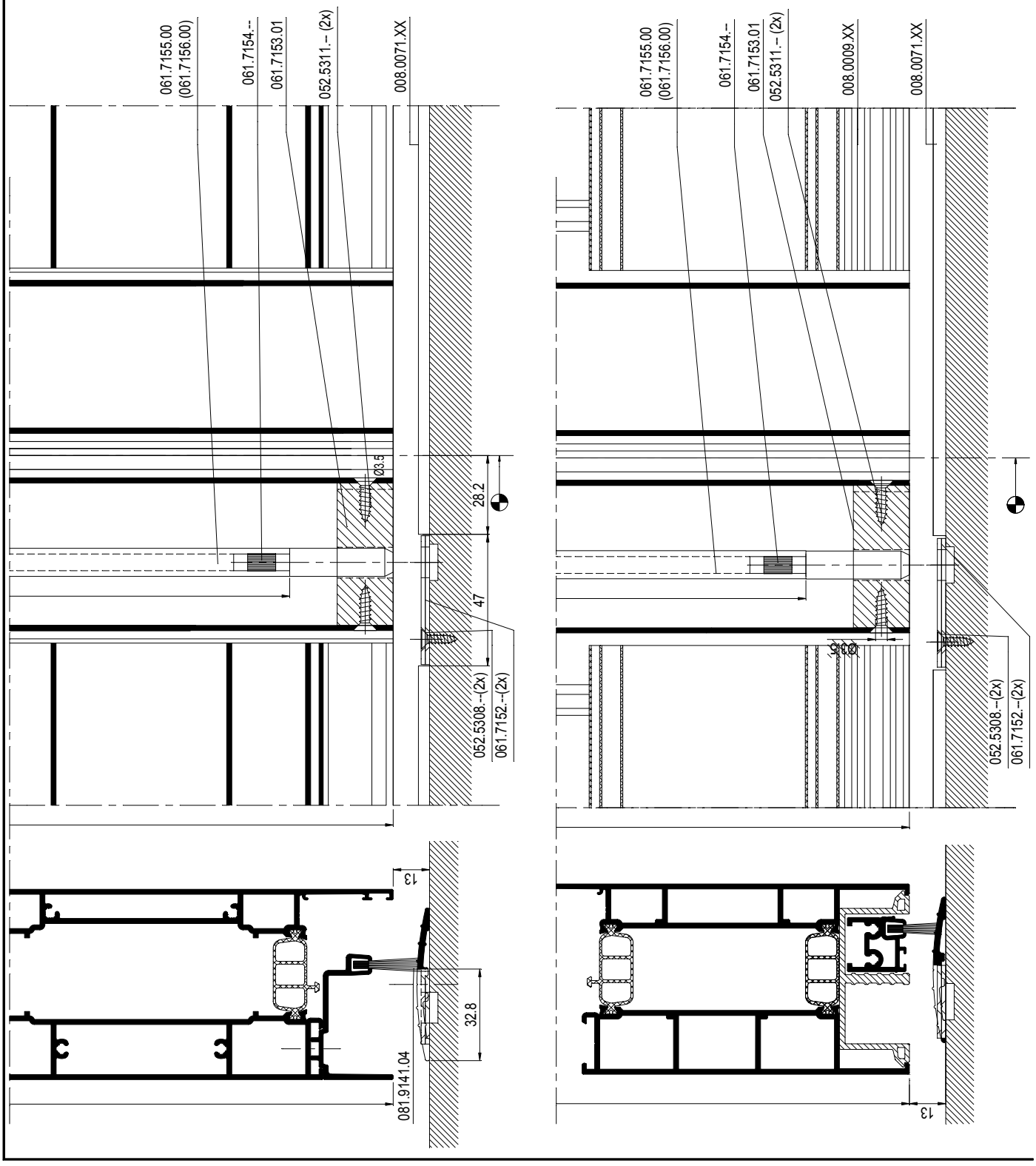

D0077747

CS 77

INBOUW ESPAGNOLETSLOT
ENCASTREMENT FERMETURE ESPAGNOLETTE
EMBEDDING ESPAGNOLETTE LOCK
EINBAU FALZTREIBRIEGEL

REYNAERS aluminium

6B 6C 8B 8C
10B 10C 12B 12C

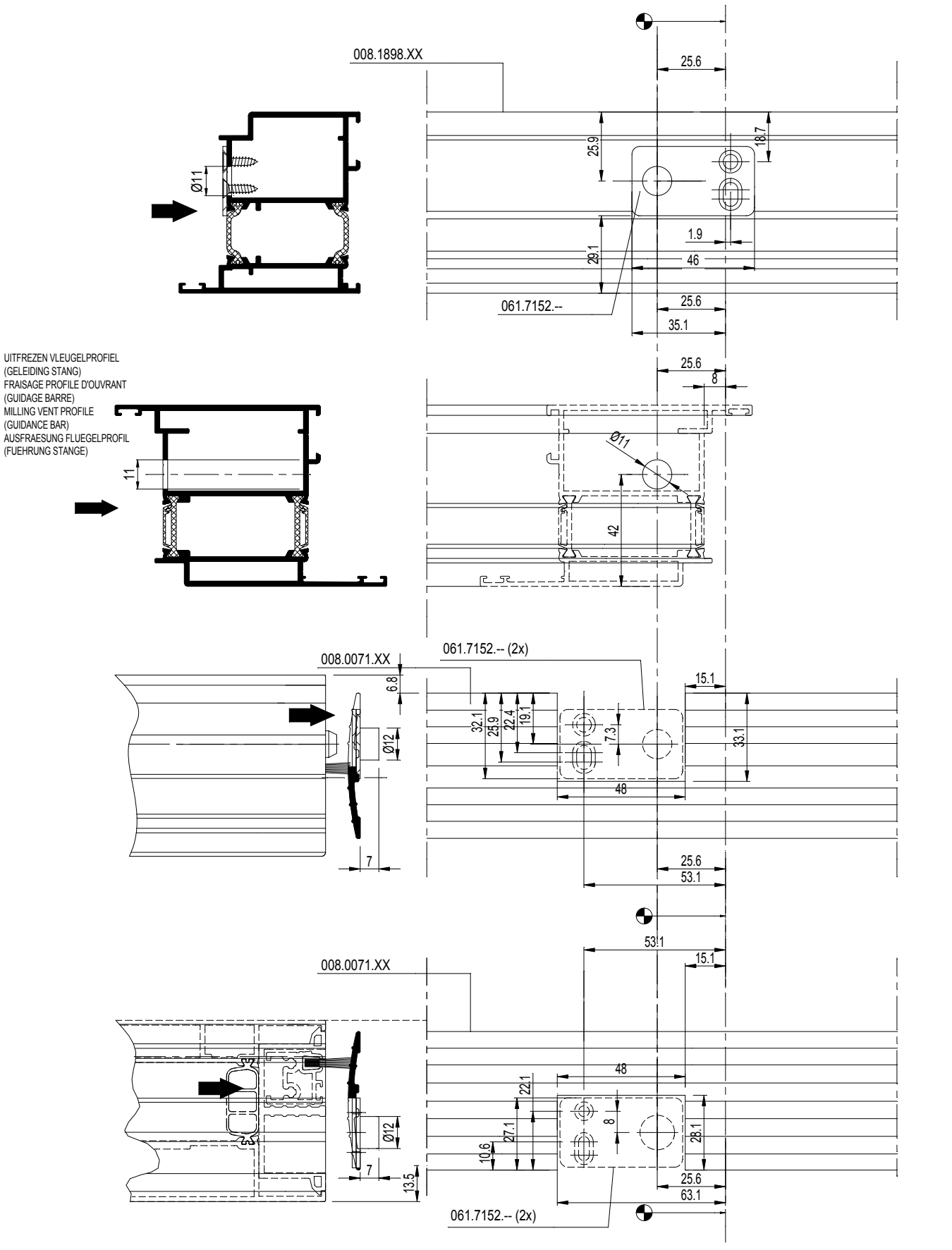

D0077747

CS 77

INBOUW ESPAGNOLETSLOT
ENCASTREMENT FERMETURE ESPAGNOLETTE
EMBEDDING ESPAGNOLETTE LOCK
EINBAU FALZTREIBRIEGEL

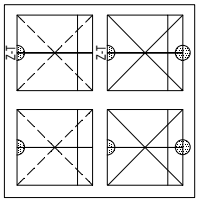

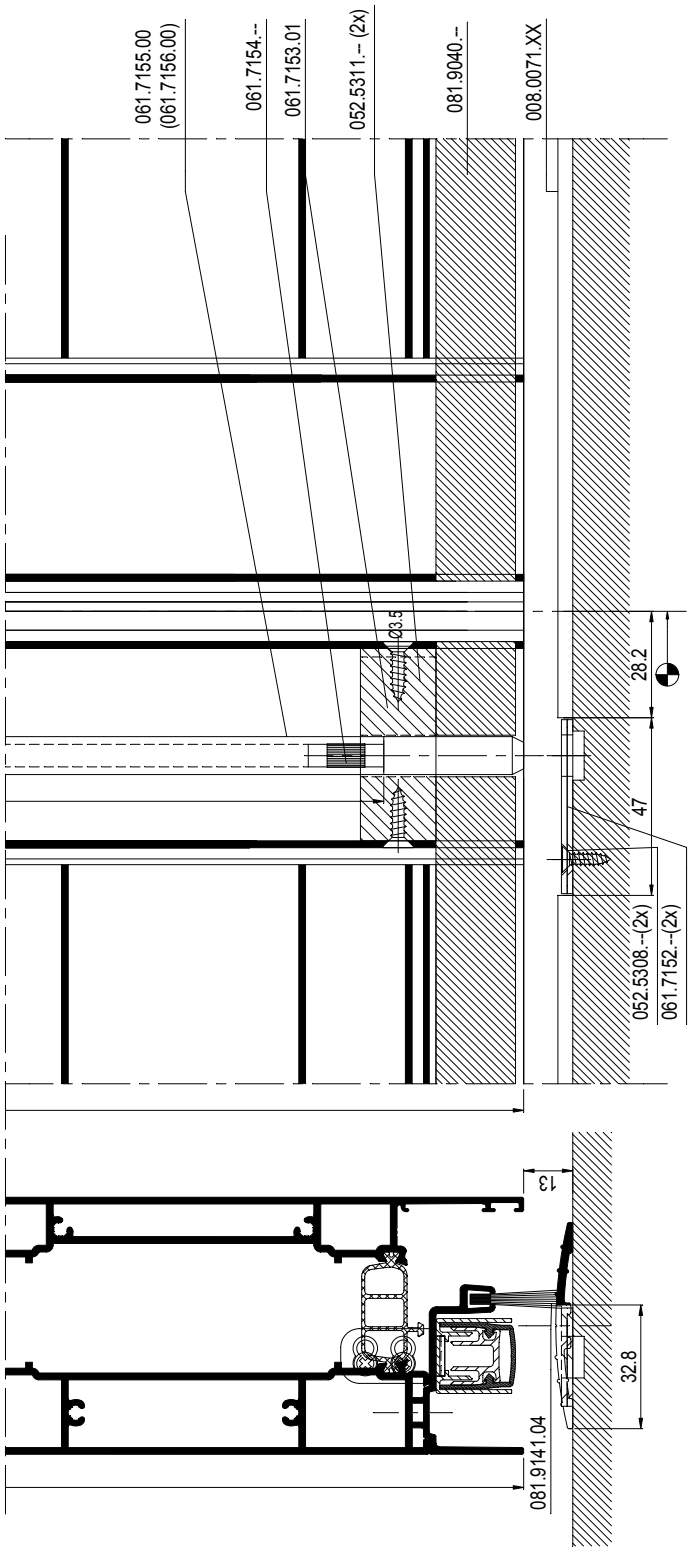

D0078538

CS 77

INBOUW ESPAGNOLETSLOT
ENCASTREMENT FERMETURE ESPAGNOLETTE
EMBEDDING ESPAGNOLETTE LOCK
EINBAU FALZTREIBRIEGEL

6E 8E
10E 12E

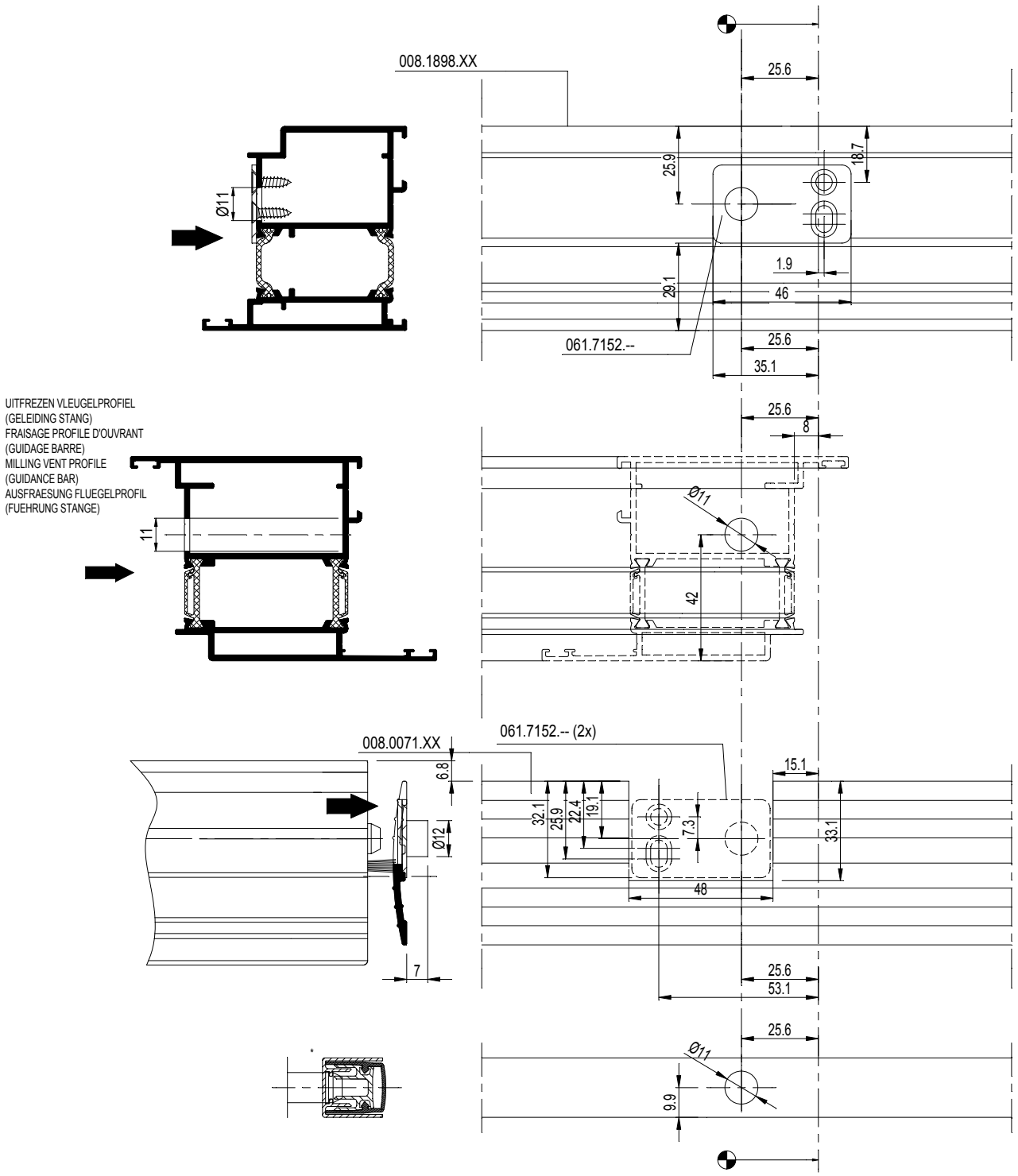

D0078538

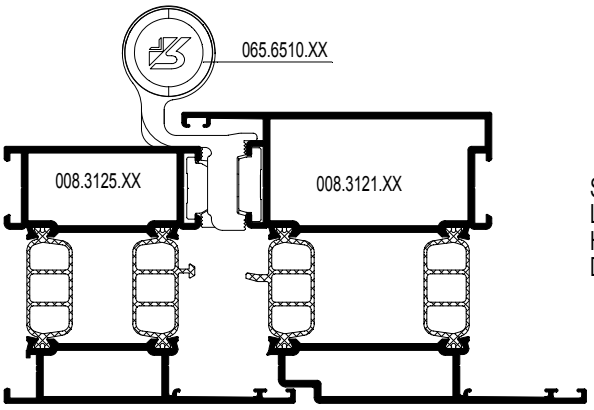

Scharnier kan gemonteerd worden voor profielcombinatie DIN R en DIN L
La charnière peut être assemblée pour la combinasion des prfilés DIN D et DIN G
Hinge can be assembled for DIN R and DIN L profile combination
Das band kann für die Profilkombination DIN R en DIN L montiert werden

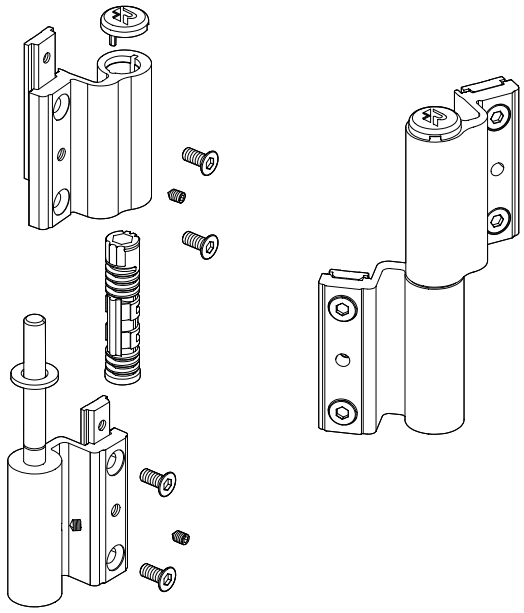

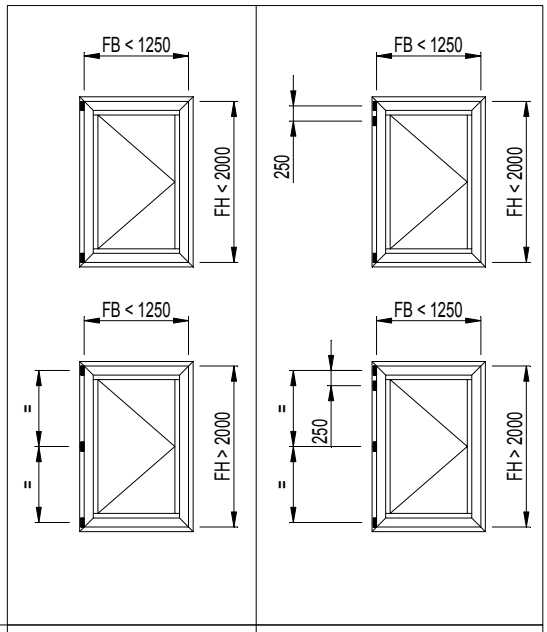

Private plaatsen - Lieux privats - Private application - Privatanwendung	max. 100 kg	max. 100 kg + 15%
Publieke plaatsen - Lieux publics - Public application - Öffentliche Anwendung	max. 90 kg	max. 90 kg + 15%
Publieke plaatsen met deursluiter - Lieux publics avec fermeture de porte - Public application with door closer - Öffentliche Anwendung mit Türschliesser	max. 80 kg	max. 80 kg + 15%

D0077603

SCHARNIER NAAR BINNENDRAAIEND
CHARNIERE OUVRANT VERS L'INTERIEUR
HINGE INWARD OPENING
BAND NACH INNEN OEFFNEND

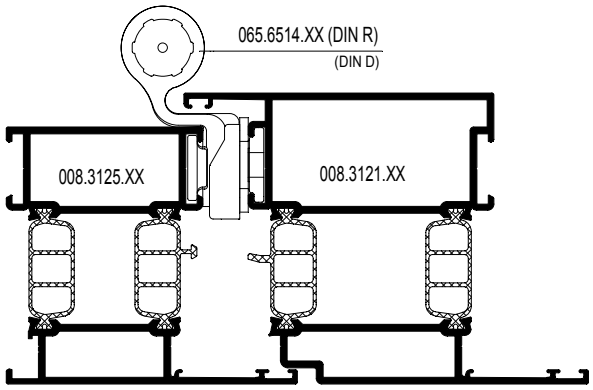

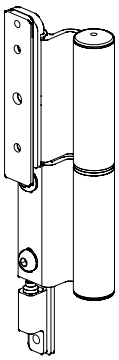

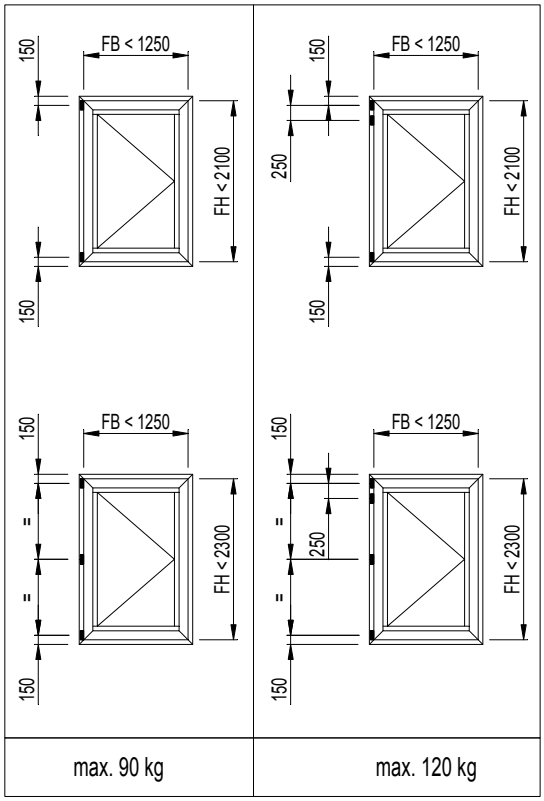

SCHARNIER NAAR BUITENDRAAIEND
CHARNIERE OUVRANT VERS L'EXTERIEUR
HINGE OUTWARD OPENING
BAND NACH AUSSEN OEFFNEND

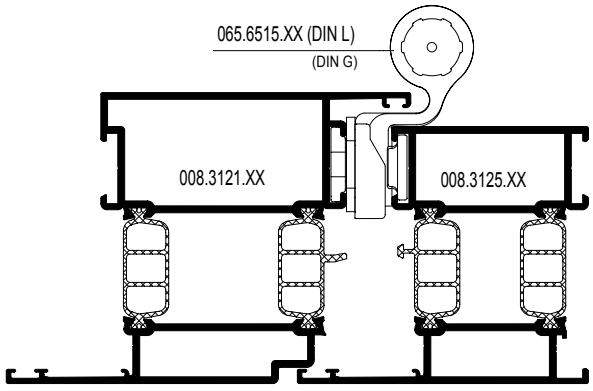

D0077603

OVERZICHT DEURSCHARNIEREN
APERCU PAUMELLES PORTE
OVERVIEW DOOR HINGES
UEBERSICHT TUERBAENDER

D0076061

	Stainless Steel	Chromated Steel
TB IV (48 MM)	065.6601.--	065.6610.--
TB IV (58 MM)	065.6600.--	065.6611.--
Serie 60 AT (42 MM)	065.6603.--	065.6613.--
Serie 60 AT (50 MM)	065.6604.--	065.6614.--
Serie 60 AT (55 MM)	065.6605.--	065.6615.--

De bevestiging van de Türband IV en Serie 60 AT scharnieren kan gebeuren door twee types verankeringen.
Voor buiten toepassingen en toepassing in een omgeving met agressieve atmosfeer (industrie gebied, kust gebied, zwembaden,....) moet gebruik gemaakt worden van de inox bevestigingsmaterialen.
Bij binnen (droge) toepassingen kan gebruik gemaakt worden van de gechromateerde stalen bevestigingsmaterialen.
Let op, verifieer altijd met uw lokale wetgeving of het gebruik van (behandelde) stalen bevestingsmiddelen toegestaan is!

La fixation des charnières Türband IV et de la Série 60 AT peut s'effectuer au moyen de deux types d'ancrages.
Pour les applications extérieures et dans les environnements où règne une atmosphère agressive (zone industrielle, littoral, piscines,…), il y a lieu de choisir les dispositifs de fixation en inox.
En cas d'applications intérieures (au sec), on peut utiliser des dispositifs de fixation en acier chromaté.
Attention : vérifiez toujours si la législation locale autorise l'utilisation de dispositifs de fixation en acier (traité) !

The Türband IV and Series 60 AT hinges can be attached with two types of anchors.
For use outdoors and in environments with aggressive atmospheres (industrial zones, coastal areas, swimming pools, etc.) stainless steel anchors have to be used.
Indoors (in dry areas) chrome-plated steel anchors should be used.
Always verify whether local legislation permits the use of (treated) steel anchors!

Die Befestigung der Scharniere für Türband IV und Serie 60 AT kann durch zwei Verankerungstypen erfolgen.
Für den Einsatz im Freien und in einer Umgebung mit einer aggressiven Atmosphäre (Industriegebiet, Küstenregion, Schwimmbäder ....) müssen Befestigungselemente aus rostfreiem Stahl verwendet werden.
Bei Einsatz in Innenräumen können Befestigungselemente aus chromatiertem Stahl verwendet werden.
Achtung: Überprüfen Sie, ob die Verwendung von Befestigungselementen aus (behandeltem) Stahl nach den am Ort geltenden Vorschriften zulässig ist!

CS 77

DEURSCHARNIEREN TUERBAND 4
PAUMELLES PORTE TUERBAND 4
DOOR HINGES TUERBAND 4
TUERBAENDER TUERBAND 4

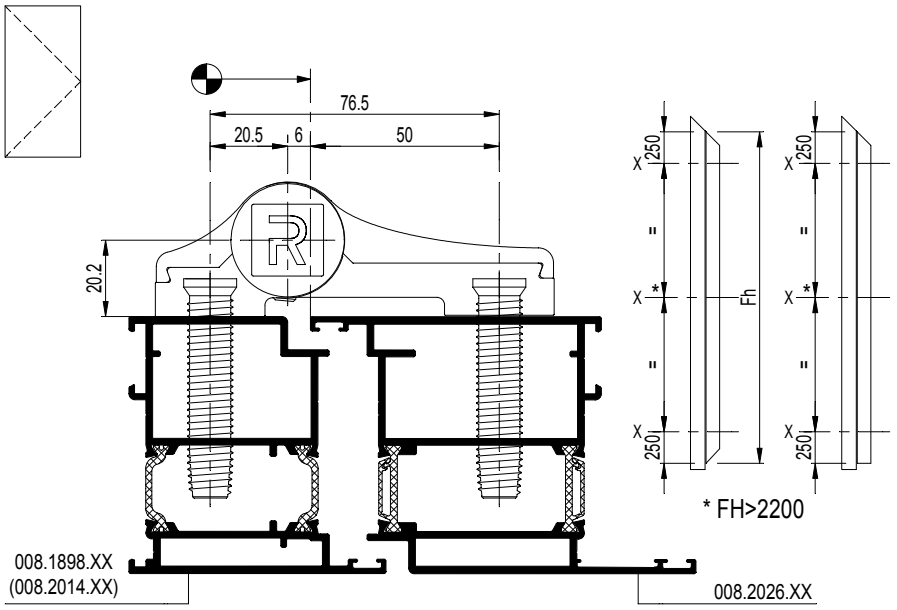

DEURSCHARNIER 2-DELIG
PAUMELLE PORTE 2-PARTITE
DOOR HINGE 2-PART
TÜRBAND 2-TEILIG

DEURSCHARNIER 3-DELIG
PAUMELLE PORTE 3-PARTITE
DOOR HINGE 3-PART
TÜRBAND 3-TEILIG

BEVESTIGINGSMIDDEL
MOYENS DE FIXATION
FIXINGS
BEFESTIGUNGSMITTEL

065.6656.XX 065.6600.-- (4x)	095.A900.00 and	095.A926.00 or	097.0368.00 and 097.0676.00
065.6688.XX 065.6600.-- (6x)	095.A900.00 and	095.A927.00 or	097.0369.00 and 097.0676.00



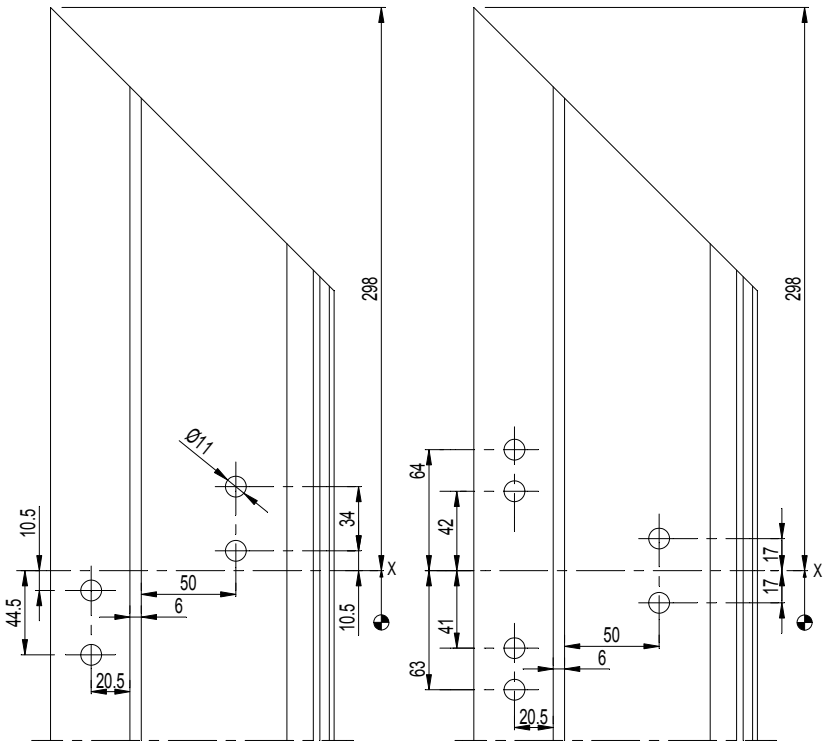

D0075836

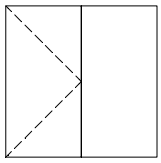

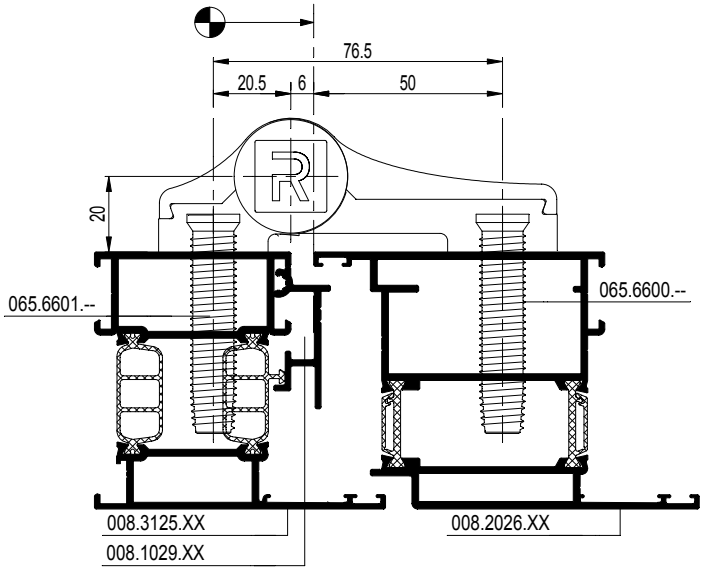

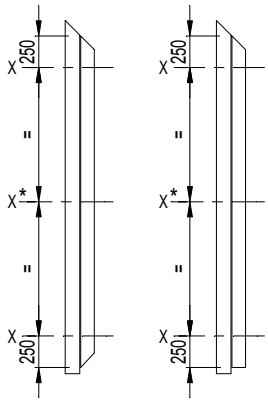

* FH>2200

065.6656.XX 065.6600.-- (4x)	095.A900.00 and 095.A926.00	or	097.0368.00 and 097.0676.00

065.6688.XX 065.6600.-- (6x)	095.A900.00 and 095.A927.00	or	097.0369.00 and 097.0676.00

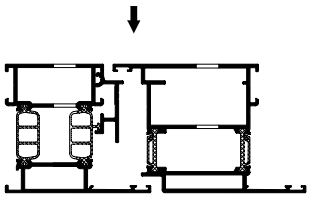

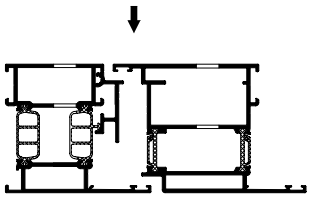

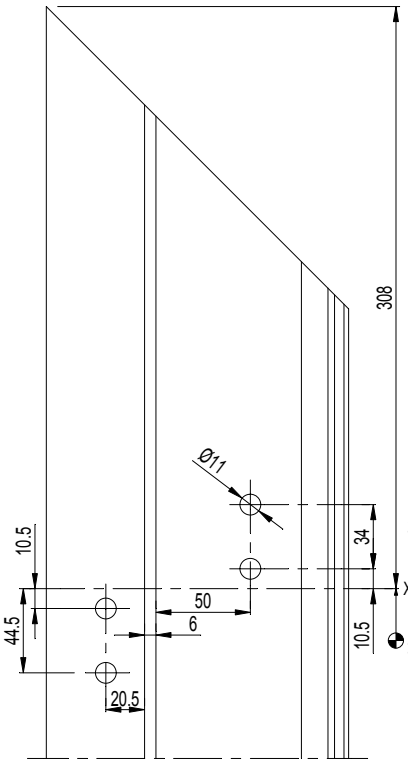

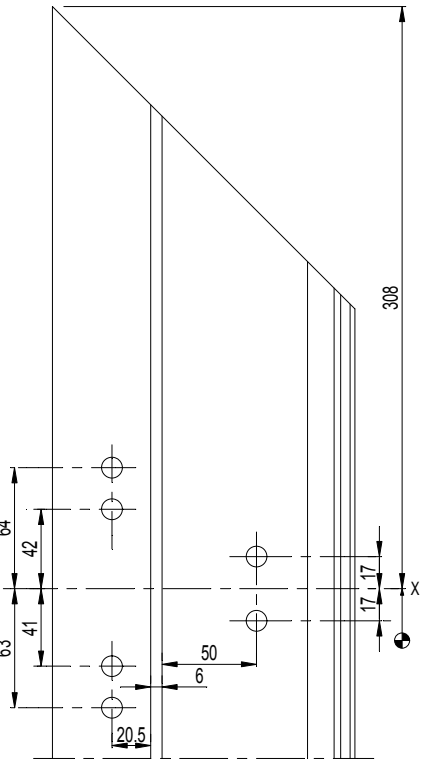

D0075836

CS 77

DEURSCHARNIEREN TUERBAND 4
PAUMELLES PORTE TUERBAND 4
DOOR HINGES TUERBAND 4
TUERBAENDER TUERBAND 4

REYNAERS aluminium

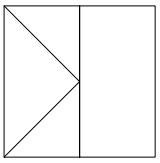

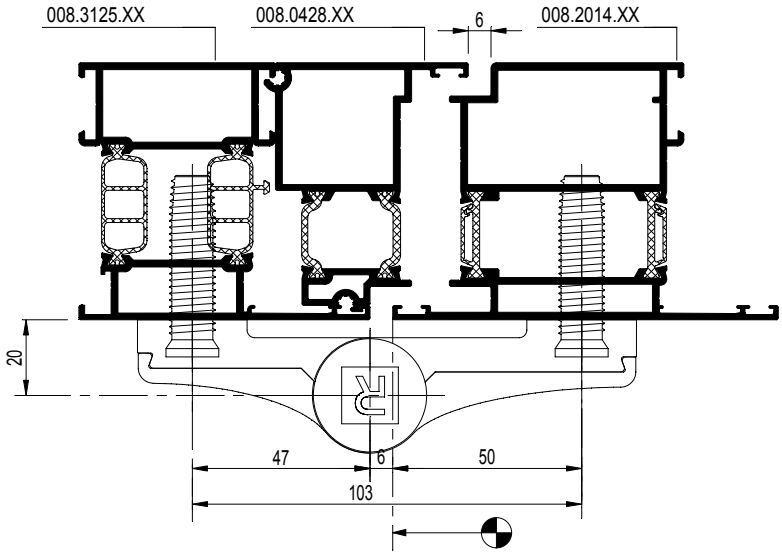

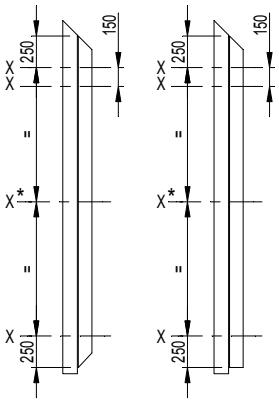

* FH>2200

065.6714.XX 065.6601.-- (4X)	095.A900.00 and 095.A926.00	or	097.0368.00 and 097.0676.00

065.6689.XX 065.6601.-- (6X)	095.A900.00 and 095.A927.00	or	097.0369.00 and 097.0676.00

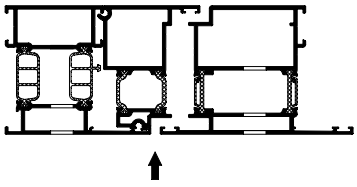

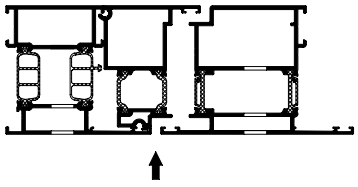

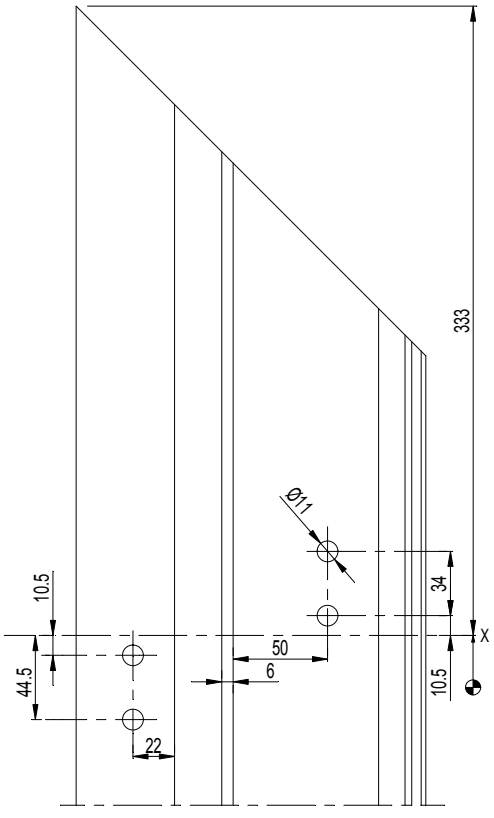

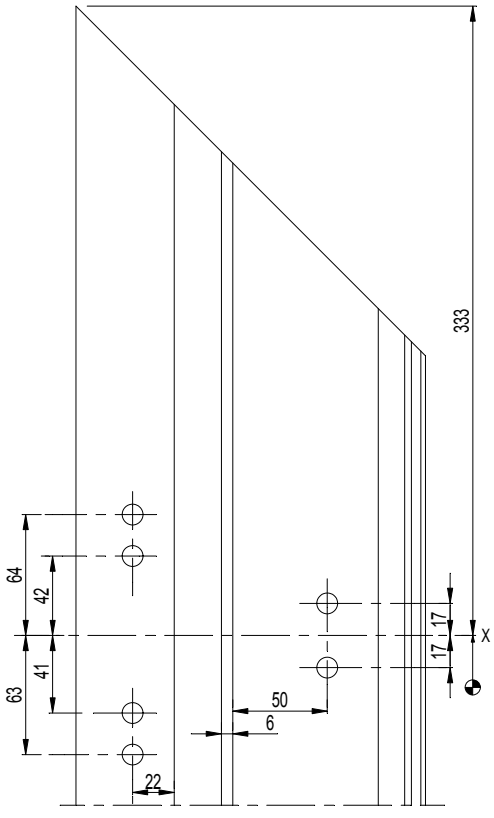

D0075837

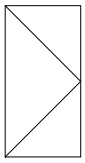

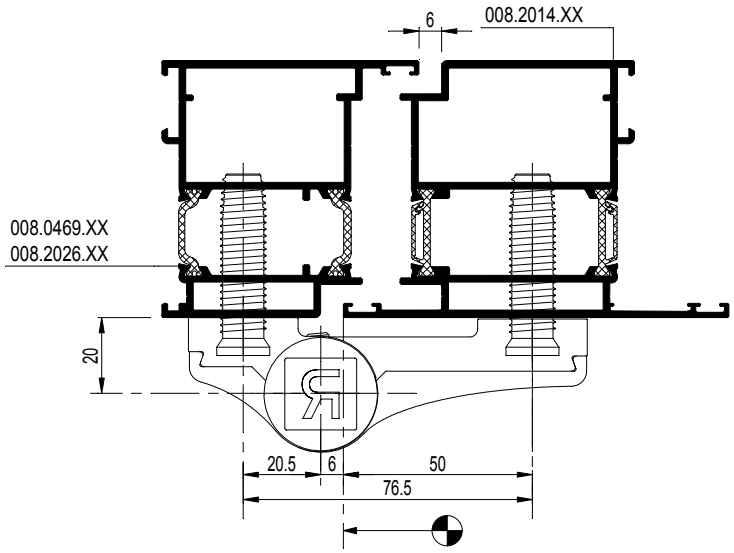

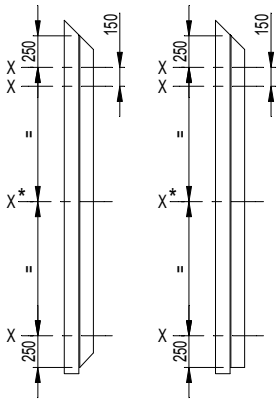

* FH>2200

065.6656.XX 065.6601.-- (4x)	095.A900.00 and	095.A926.00 or	097.0368.00 and 097.0676.00

065.6688.XX 065.6601.-- (6x)	095.A900.00 and	095.A927.00 or	097.0369.00 and 097.0676.00

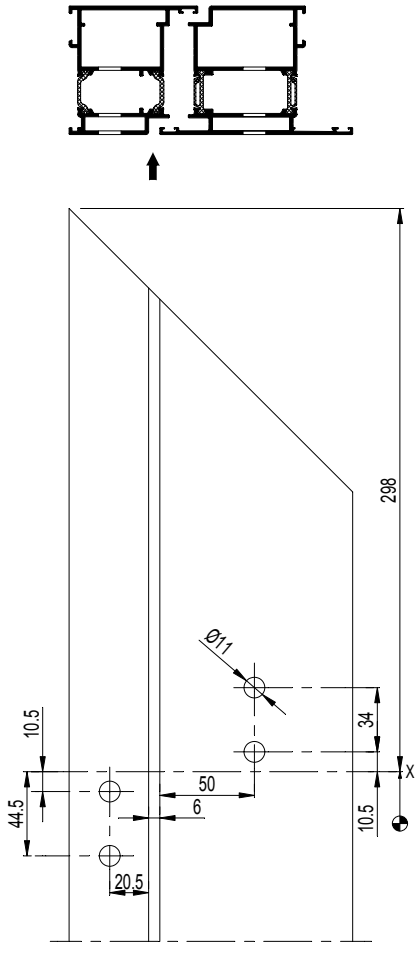

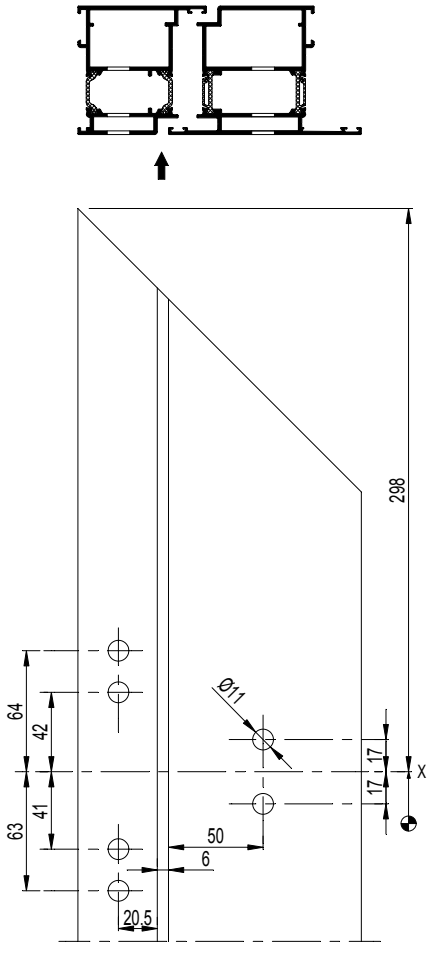

D0075837

CS 77

DEURSCHARNIEREN TUERBAND 4
PAUMELLES PORTE TUERBAND 4
DOOR HINGES TUERBAND 4
TUERBAENDER TUERBAND 4

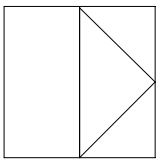

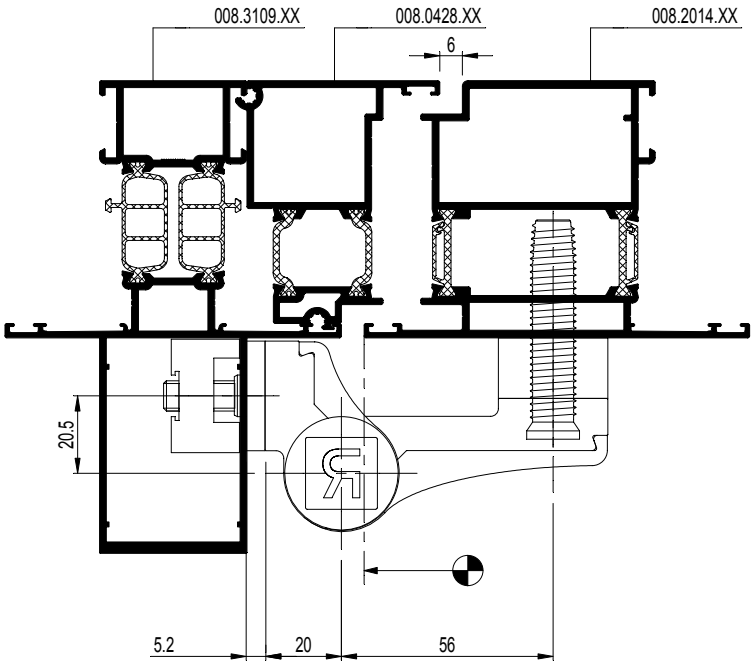

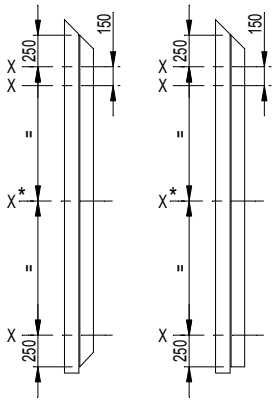

* FH>2200

065.6684.XX	-	-	097.0387.00
065.6601.-- CS 68			
065.6600.-- CS 77			

D0079075

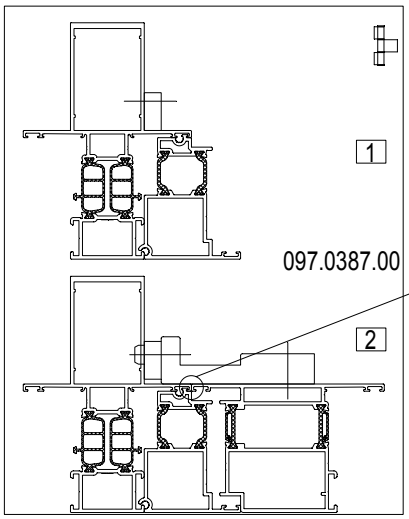

GEEN SPATIE LATEN TUSSEN KADER EN VLEUGEL
PAS D' ESPACE ENTRE DORMANT ET OUVRANT
NO SPACE BETWEEN OUTER FRAME AND VENT
FLÜGEL OHNE SCHATTENUT ANLEGEN

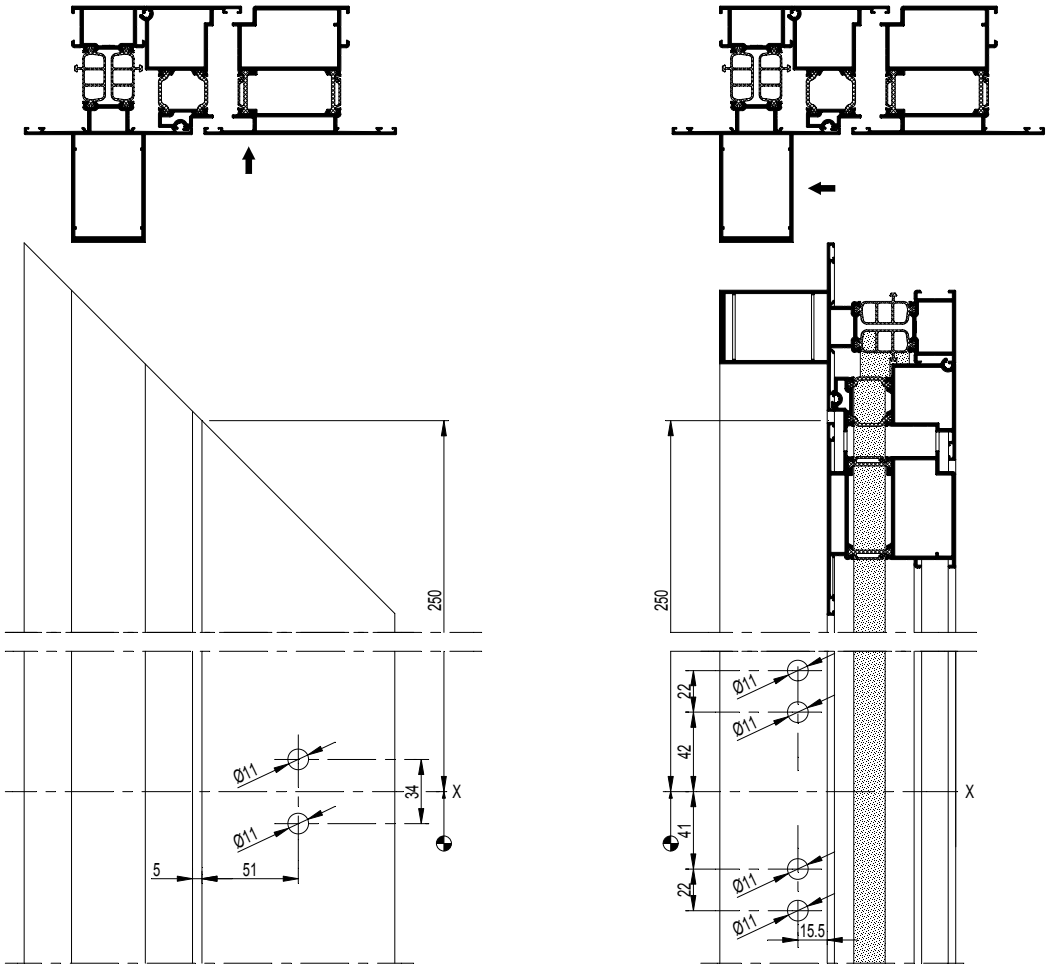

D0079075

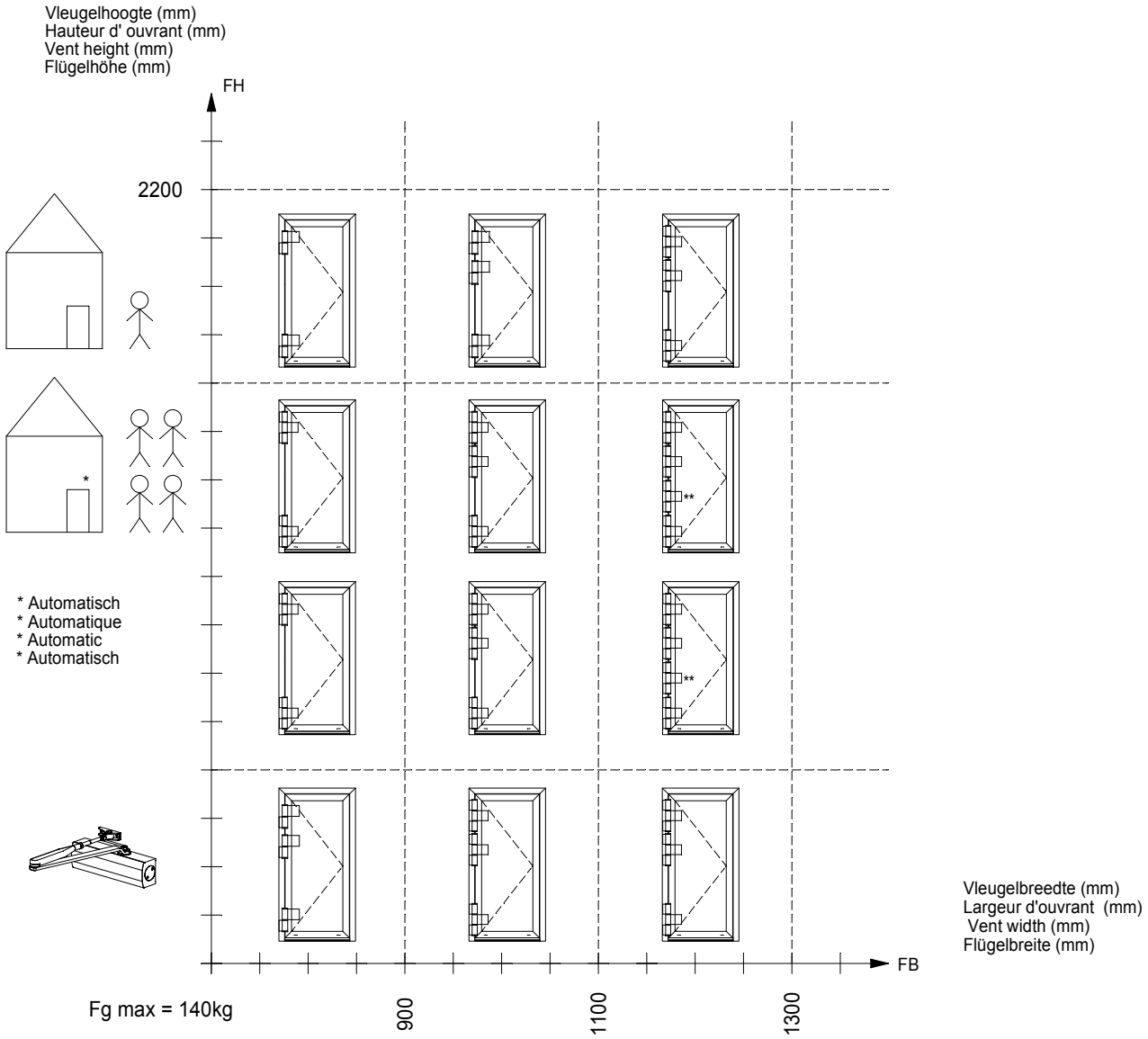
Vleugelhoogte (mm)
Hauteur d' ouvrant (mm)
Vent height (mm)
Flügelhöhe (mm)
FH
2200
* Automatisch
* Automatique
* Automatic
* Automatisch
Fg max = 140kg
900
1100
1300
FB
Vleugelbreedte (mm)
Largeur d'ouvrant (mm)
Vent width (mm)
Flügelbreite (mm)

D0079790

Indien er hogere eisen zijn aan afmetingen, gewichten of AWW performanties moet de configuratie aangepast worden. (Dr. Hahn Software).

Als standaard regel kan gesteld worden dat deuren met een hoogte van +2200MM een extra,centraal geplaatst scharnier nodig hebben. **

Bij zware gewichten en intensieve toepassing moet een extra scharnier geplaatst worden net onder het bovenste scharnier.

Een vleugelhoogte van meer dan 3000MM is niet mogelijk, een vleugelbreedte van meer dan 1300MM wordt afgeraden.

Raadpleeg de CE paspoorten van de desbetreffende series om te weten te komen welke max afmetingen en gewichten zijn.

Si des exigences supérieures sont imposées en termes de dimensions, de poids ou de performances AWW, la configuration doit être adaptée (logiciel Dr Hahn).

A titre de règle standard, on peut considérer que les portes d'une hauteur >2200mm ont besoin d'une charnière supplémentaire placée en position centrale.**

En cas de poids lourds et d'application intensive, une charnière supplémentaire doit être placée juste en dessous de la charnière supérieure.

Il est impossible de disposer d'une hauteur de vantail >3000mm, tandis qu'il est déconseillé de dépasser 1300mm pour la largeur du vantail.

Consultez les passeports CE des séries concernées pour déterminer quels sont les dimensions et poids maximaux.

If there are greater demands related to size, weight or AWW performances then the configuration must be adjusted. (Dr. Hahn Software).

In general, doors with a height of +2200mm need an extra, centrally positioned hinge.**

Heavy doors and intensive use require an extra hinge just under the top hinge.

A vent height of more than 3000mm is not possible; a vent width of more than 1300mm is discouraged.

Consult the CE passports of the related series to learn the maximum permitted sizes and weights.

Bei höheren Anforderungen an Abmessungen, Gewichte oder AWW-Eigenschaften muss die Konfiguration angepasst werden. (Dr. Hahn Software).

Als Standardregel kann gelten, dass Türen mit einer Höhe von +2200 mm ein zusätzliches, zentral angebrachtes Scharnier brauchen.**

Bei schweren Gewichten und intensiver Nutzung muss unmittelbar unter dem obersten Scharnier ein zusätzliches Scharnier angebracht werden.

Eine Flügelhöhe über 3000 mm ist nicht möglich, von einer Flügelbreite über 1300 mm wird abgeraten.

Die maximalen Abmessungen und Gewichte entnehmen Sie bitte den CE-Pässen der betreffenden Serien.

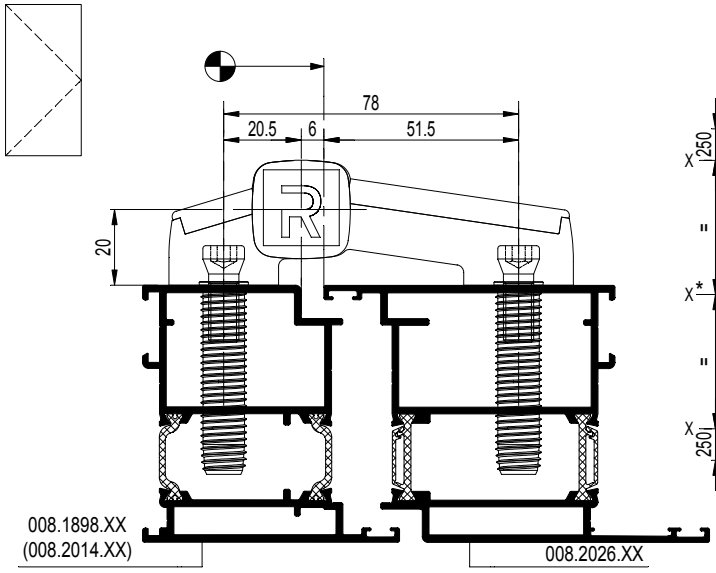

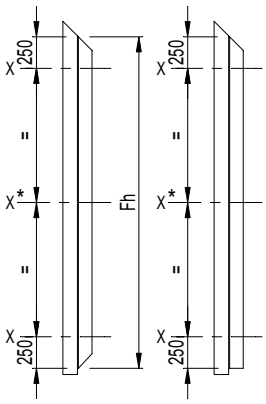

DEURSCHARNIER 2-DELIG
PAUMELLE PORTE 2-PARTITE
DOOR HINGE 2-PART
TÜRBAND 2-TEILIG

DEURSCHARNIER 3-DELIG
PAUMELLE PORTE 3-PARTITE
DOOR HINGE 3-PART
TÜRBAND 3-TEILIG

BEVESTIGINGSMIDDEL
MOYENS DE FIXATION
FIXINGS
BEFESTIGUNGSMITTEL

* FH>2200

065.6812.XX 065.6604.-- (4x)	095.A900.00 and	095.A930.00 or	097.0480.00

065.6813.XX 065.6604.-- (6x)	095.A900.00 and	095.A928.00 or	097.0471.00

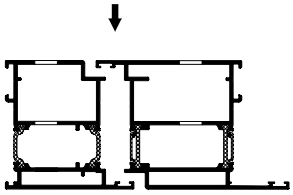

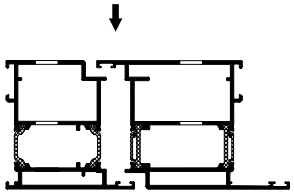

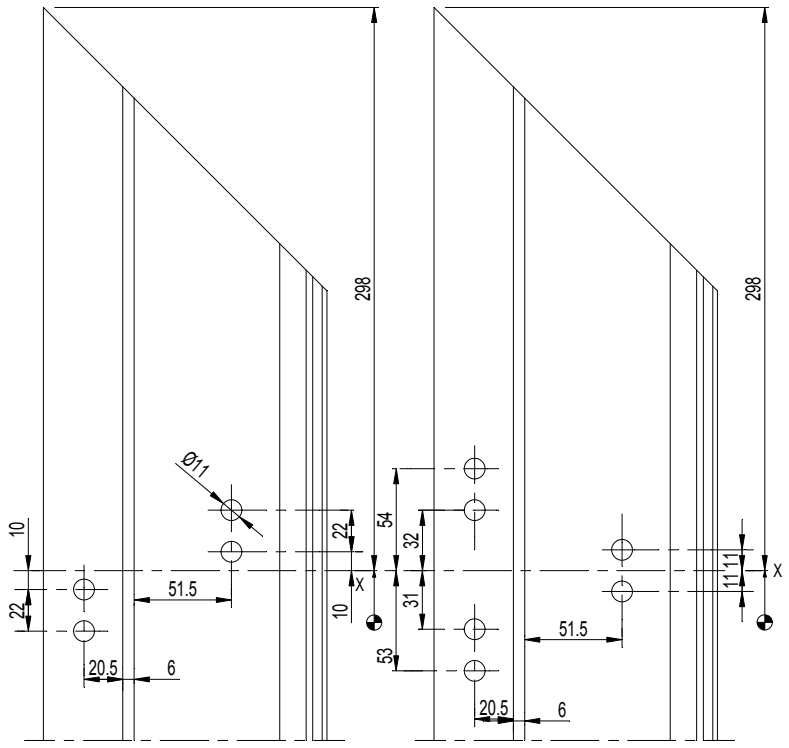

D0075972

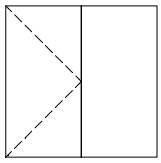

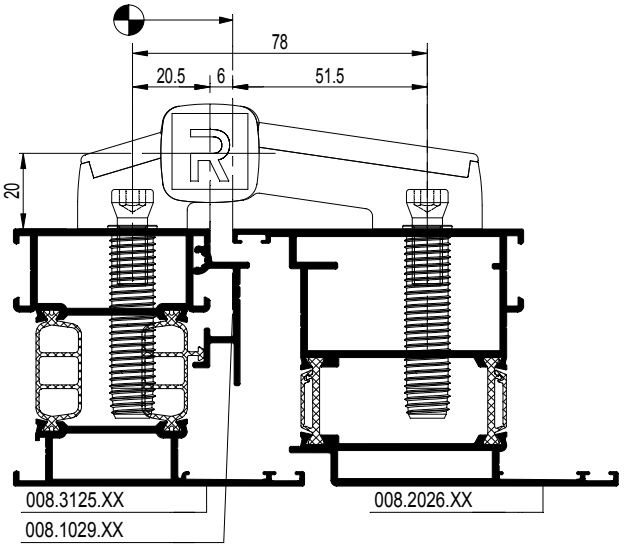

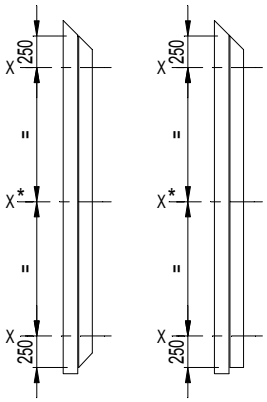

065.6812.XX	095.A900.00 and 095.A930.00	or	097.0480.00
065.6604.-- (4X)			

065.6813.XX	095.A900.00 and 095.A928.00	or	097.0471.00
065.6604.-- (6X)			

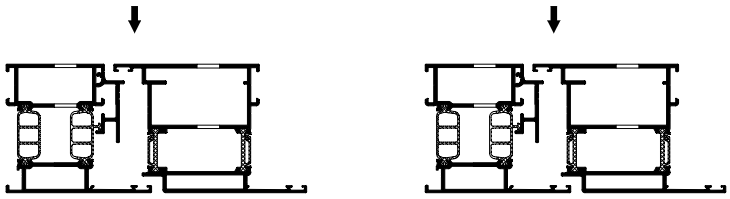

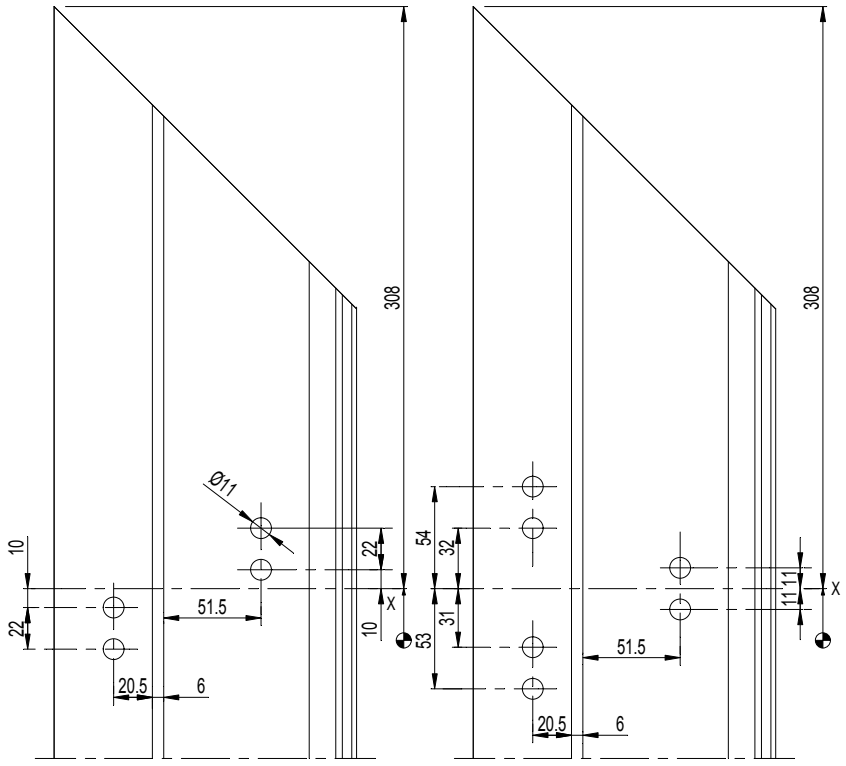

D0075972

CS 77

DEURSCHARNIEREN SERIE 60 AT
PAUMELLES PORTE SERIE 60 AT
DOOR HINGES SERIE 60 AT
TUERBAENDER SERIE 60 AT

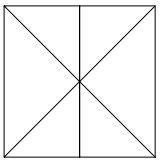

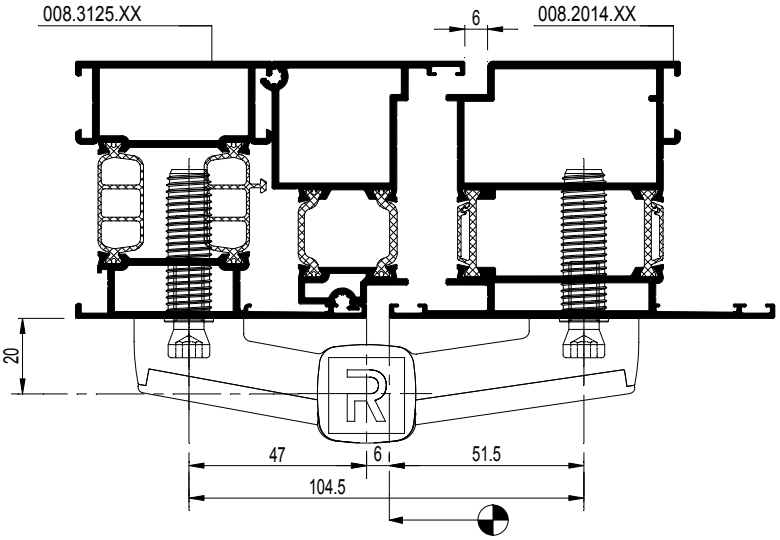

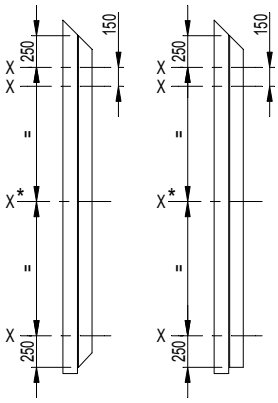

* FH>2200

065.6816.XX 065.6603.-- (4x)	095.A900.00 and	095.A930.00 or	097.0480.00

065.6817.XX 065.66603.-- (6x)	095.A900.00 and	095.A928.00 or	097.0471.00

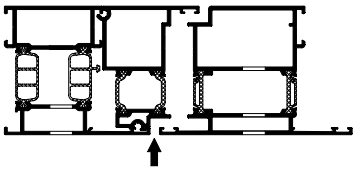

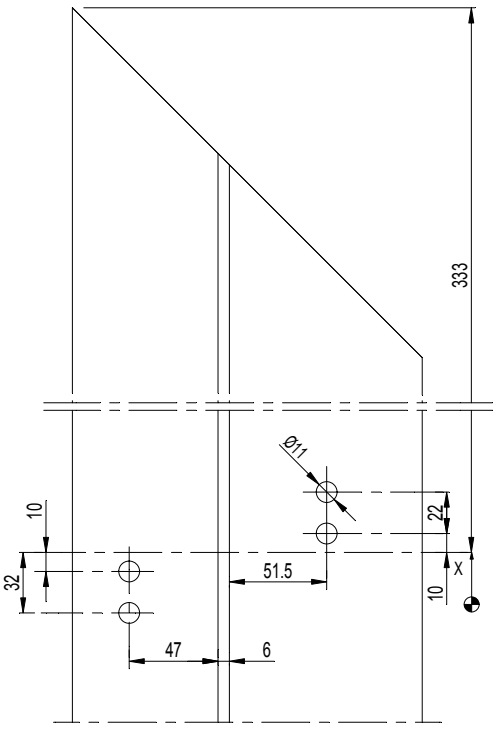

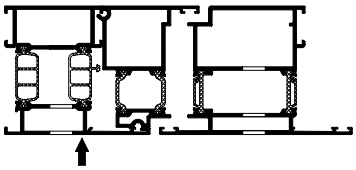

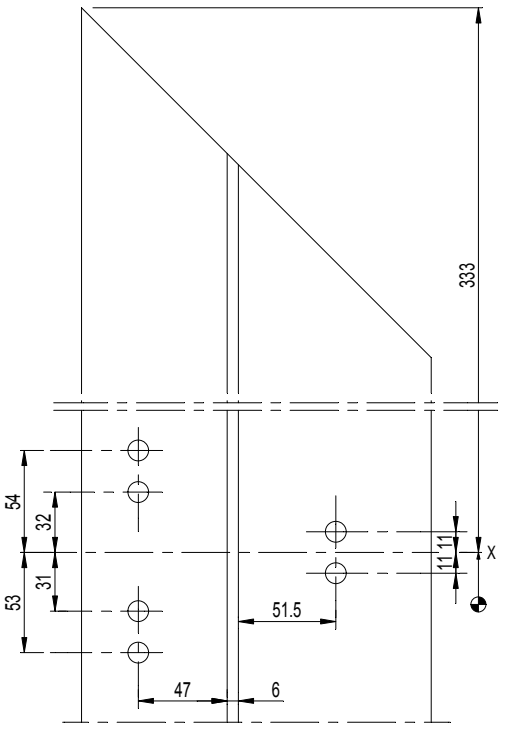

D0075976

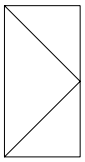

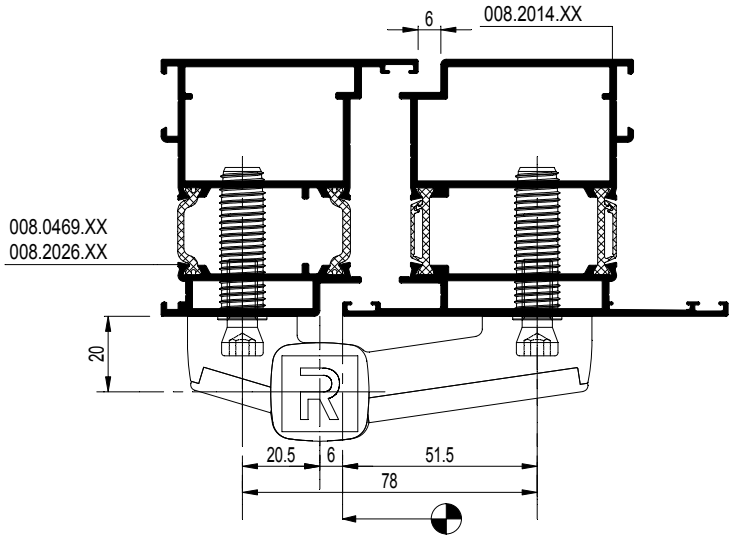

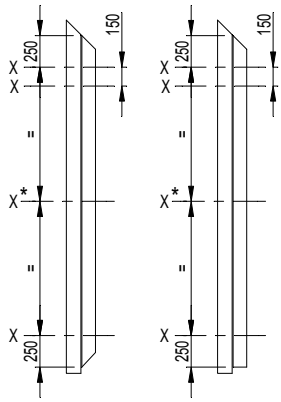

* FH>2200

065.6812.XX 065.6603.-- (4x)	095.A900.00 and	095.A930.00 or	097.0480.00

065.6813.XX 065.6603.-- (6x)	095.A900.00 and	095.A928.00 or	097.0471.00

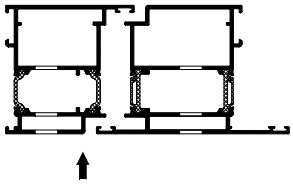

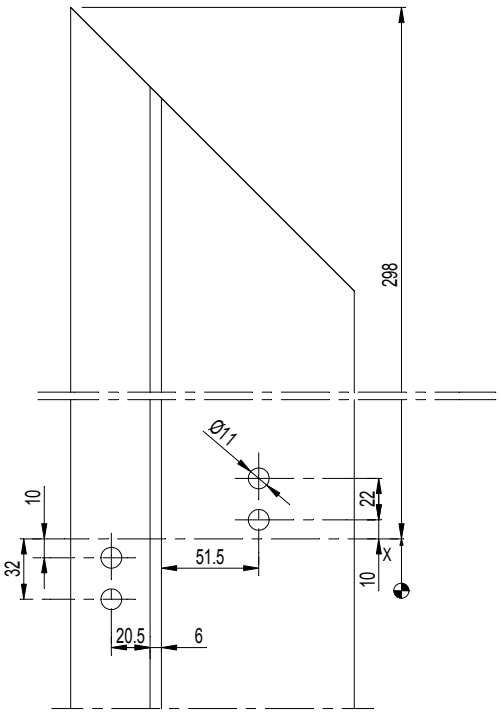

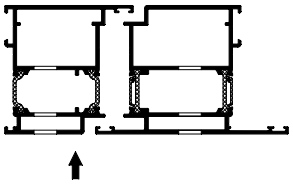

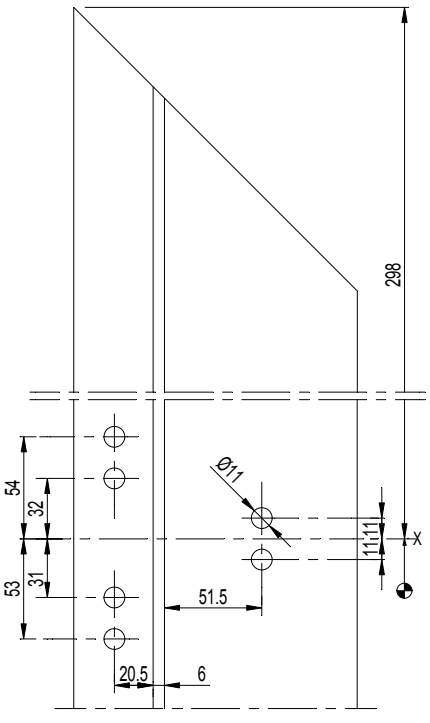

D0075976

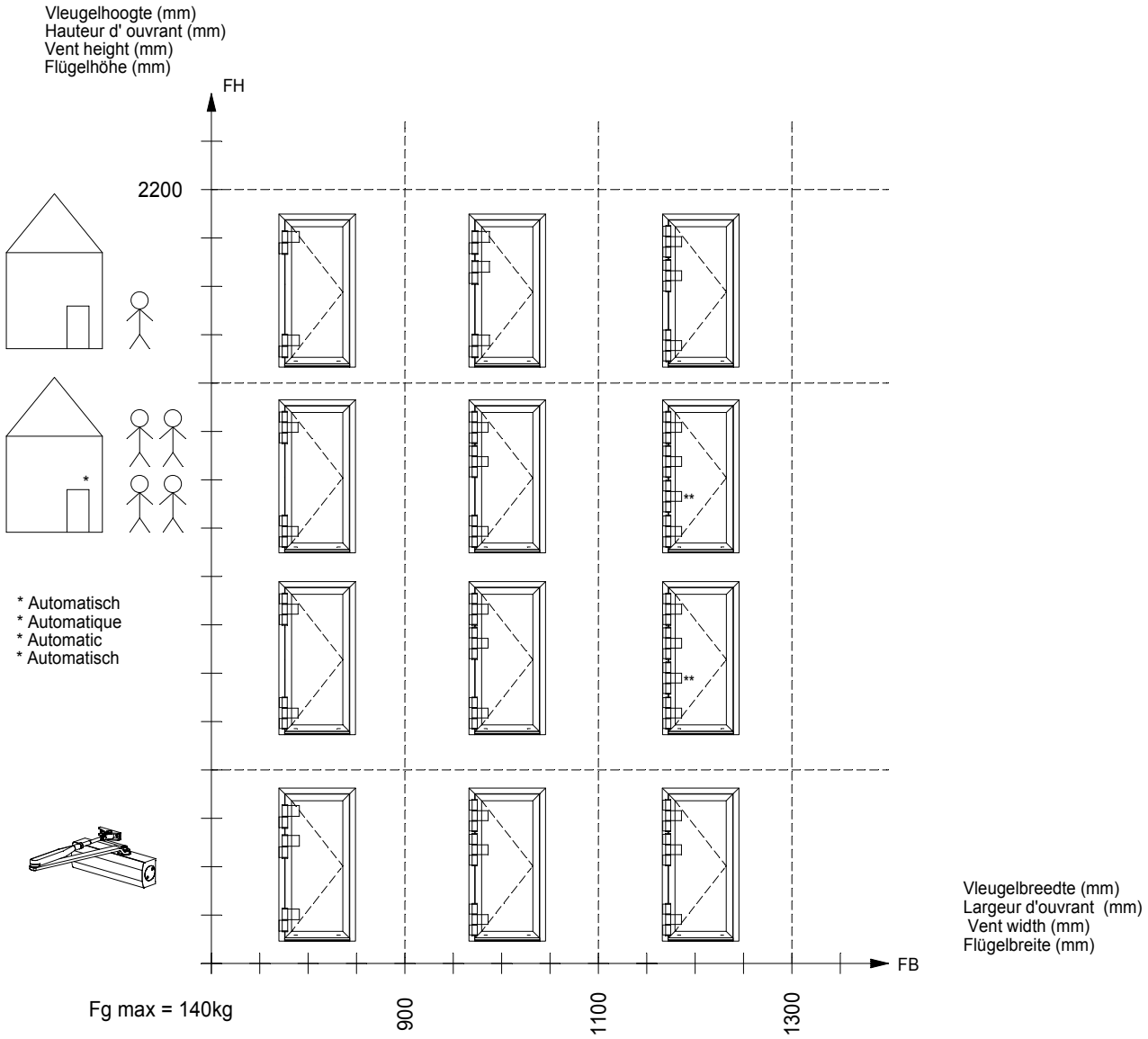
Vleugelhoogte (mm)
Hauteur d' ouvrant (mm)
Vent height (mm)
Flügelhöhe (mm)
FH
2200
* Automatisch
* Automatique
* Automatic
* Automatisch
Fg max = 140kg
900
1100
1300
FB
Vleugelbreedte (mm)
Largeur d'ouvrant (mm)
Vent width (mm)
Flügelbreite (mm)

D0079789

Indien er hogere eisen zijn aan afmetingen, gewichten of AWW performanties moet de configuratie aangepast worden. (Dr. Hahn Software).

Als standaard regel kan gesteld worden dat deuren met een hoogte van +2200MM een extra,centraal geplaatst scharnier nodig hebben. **

Bij zware gewichten en intensieve toepassing moet een extra scharnier geplaatst worden net onder het bovenste scharnier.

Een vleugelhoogte van meer dan 3000MM is niet mogelijk, een vleugelbreedte van meer dan 1300MM wordt afgeraden.

Raadpleeg de CE paspoorten van de desbetreffende series om te weten te komen welke max afmetingen en gewichten zijn.

Si des exigences supérieures sont imposées en termes de dimensions, de poids ou de performances AWW, la configuration doit être adaptée (logiciel Dr Hahn).

A titre de règle standard, on peut considérer que les portes d'une hauteur >2200mm ont besoin d'une charnière supplémentaire placée en position centrale.**

En cas de poids lourds et d'application intensive, une charnière supplémentaire doit être placée juste en dessous de la charnière supérieure.

Il est impossible de disposer d'une hauteur de vantail >3000mm, tandis qu'il est déconseillé de dépasser 1300mm pour la largeur du vantail.

Consultez les passeports CE des séries concernées pour déterminer quels sont les dimensions et poids maximaux.

If there are greater demands related to size, weight or AWW performances then the configuration must be adjusted. (Dr. Hahn Software).

In general, doors with a height of +2200mm need an extra, centrally positioned hinge.**

Heavy doors and intensive use require an extra hinge just under the top hinge.

A vent height of more than 3000mm is not possible; a vent width of more than 1300mm is discouraged.

Consult the CE passports of the related series to learn the maximum permitted sizes and weights.

Bei höheren Anforderungen an Abmessungen, Gewichte oder AWW-Eigenschaften muss die Konfiguration angepasst werden. (Dr. Hahn Software).

Als Standardregel kann gelten, dass Türen mit einer Höhe von +2200 mm ein zusätzliches, zentral angebrachtes Scharnier brauchen.**

Bei schweren Gewichten und intensiver Nutzung muss unmittelbar unter dem obersten Scharnier ein zusätzliches Scharnier angebracht werden.

Eine Flügelhöhe über 3000 mm ist nicht möglich, von einer Flügelbreite über 1300 mm wird abgeraten.

Die maximalen Abmessungen und Gewichte entnehmen Sie bitte den CE-Pässen der betreffenden Serien.

Het aantal scharnieren is afhankelijk van de afmetingen van de deur en het vleugelgewicht.
De correct configuratie kan afgelzen worden in de bijhorende tabel
Een vleugelhoogte van meer dan 3000MM is niet mogelijk.
Een vleugelbreedte van meer dan 1400MM wordt afgeraden.
Raadpleeg de CE paspoorten van de desbetreffende series om te weten te komen welke max afmetingen en gewichten zijn.
Bij publieke gebouwen en in zwaar belaste gevallen of bij het gebruik van een deursluitern bevelen we standaard het gebruik van een extra scharnier (**) aan dat bovenaan geplaatst moer worden.

Le nombre de charnières dépend des dimensions de la porte et du poids du vantail.
La configuration correcte peut être déterminée à la lecture du tableau ci-joint.
Il est impossible d'avoir une hauteur de vantail supérieure à 3000mm.
Il est déconseillé d'avoir une largeur de vantail supérieure à 1400mm.
Consultez les passeports CE des séries concernées pour déterminer quels sont les dimensions et poids maximaux.
Pour les bâtiments publics ainsi que dans les cas d'applications soumises à de lourdes charges et d'utilisation d'un ferme-porte, nous recommandons l'utilisation standard d'une charnière supplémentaire (**) à placer en partie haute.

The number of hinges depends on the size of the door and the vent weight.
The correct configuration is found in the corresponding table.
A vent height of more than 3000mm is not possible.
A vent width of more than 1400mm is discouraged.
Consult the CE passports of the related series to learn the maximum permitted sizes and weights.
For public buildings and in case of intensive leads or when a door closer is used we recommend using an extra hinge (**) that must be installed at the top.

Die Anzahl der Scharniere hängt von den Abmessungen der Tür und vom Flügelgewicht ab.
Die korrekte Konfiguration ist der dazugehörigen Tabelle zu entnehmen.
Eine Flügelhöhe von mehr als 3000 mm ist nicht möglich.
Von einer Flügelbreite von mehr als 1400 mm wird abgeraten.
Die maximalen Abmessungen und Gewichte entnehmen Sie bitte den CE-Pässen der betreffenden Serien.
Für öffentliche Gebäude und in Fällen mit schwerer Belastung oder bei Verwendung von Türschließern empfehlen wir im Regelfall ein zusätzliches Scharnier (**), das oben angebracht werden muss.

Max. vleugelgewicht 120Kg
Poids d' ouvrant max. 120Kg
Max. vent weight 120Kg
Höchstflügelgewicht 120Kg

Fx	Fh \ Fb	600	700	800	900	1000	1100	1200	1300	1400	1500
1600	2000	120Kg	120Kg	120Kg	120Kg	120Kg	109Kg	100Kg	92Kg	86Kg	80Kg
1700	2100	120Kg	120Kg	120Kg	120Kg	120Kg	116Kg	106Kg	98Kg	91Kg	85Kg
1800	2200*	120Kg	120Kg	120Kg	120Kg	120Kg	120Kg	113Kg	104Kg	96Kg	90Kg
1900	2300*	120Kg	120Kg	120Kg	120Kg	120Kg	120Kg	119Kg	110Kg	102Kg	95Kg
2000	2400*	120Kg	120Kg	120Kg	120Kg	120Kg	120Kg	120Kg	115Kg	107Kg	100Kg
2100	2500*	120Kg	120Kg	120Kg	120Kg	120Kg	120Kg	120Kg	120Kg	113Kg	105Kg
2200	2600*	120Kg	120Kg	120Kg	120Kg	120Kg	120Kg	120Kg	120Kg	118Kg	110Kg
2300	2700*	120Kg	120Kg	120Kg	120Kg	120Kg	120Kg	120Kg	120Kg	120Kg	115Kg
2400	2800*	120Kg	120Kg	120Kg	120Kg	120Kg	120Kg	120Kg	120Kg	120Kg	120Kg
2500	2900*	120Kg	120Kg	120Kg	120Kg	120Kg	120Kg	120Kg	120Kg	120Kg	120Kg
2600	3000*	120Kg	120Kg	120Kg	120Kg	120Kg	120Kg	120Kg	120Kg	120Kg	120Kg

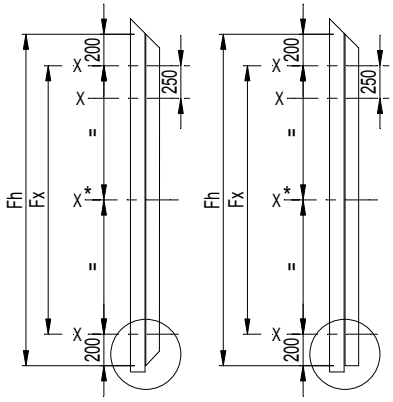

EXTRA SCHARNIEREN - EXTRA CHARNIERES
EXTRA BAENDER - EXTRA HINGES

* FH>2200

** Bij openbare gebouwen en in zwaar belaste gevallen
Pour les lieux publics en des cas lourdement chargés.
In public buildings and for heavily charged cases
In öffentlichen Gebäuden und für schwer beanspruchte Tür

Max. vleugelgewicht 150Kg
Poids d' ouvrant max. 150Kg
Max. vent weight 150Kg
Höchstflügelgewicht 150Kg

Fx	Fh \ Fb	600	700	800	900	1000	1100	1200	1300	1400	1500
1600	2000	150Kg	150Kg	150Kg	150Kg	150Kg	142Kg	130Kg	120Kg	111Kg	104Kg
1700	2100	150Kg	150Kg	150Kg	150Kg	150Kg	150Kg	138Kg	128Kg	118Kg	111Kg
1800	2200*	150Kg	150Kg	150Kg	150Kg	150Kg	150Kg	146Kg	135Kg	125Kg	117Kg
1900	2300*	150Kg	150Kg	150Kg	150Kg	150Kg	150Kg	150Kg	143Kg	132Kg	124Kg
2000	2400*	150Kg	150Kg	150Kg	150Kg	150Kg	150Kg	150Kg	150Kg	139Kg	130Kg
2100	2500*	150Kg	150Kg	150Kg	150Kg	150Kg	150Kg	150Kg	150Kg	146Kg	137Kg
2200	2600*	150Kg	150Kg	150Kg	150Kg	150Kg	150Kg	150Kg	150Kg	150Kg	143Kg
2300	2700*	150Kg	150Kg	150Kg	150Kg	150Kg	150Kg	150Kg	150Kg	150Kg	150Kg
2400	2800*	150Kg	150Kg	150Kg	150Kg	150Kg	150Kg	150Kg	150Kg	150Kg	150Kg
2500	2900*	150Kg	150Kg	150Kg	150Kg	150Kg	150Kg	150Kg	150Kg	150Kg	150Kg
2600	3000*	150Kg	150Kg	150Kg	150Kg	150Kg	150Kg	150Kg	150Kg	150Kg	150Kg

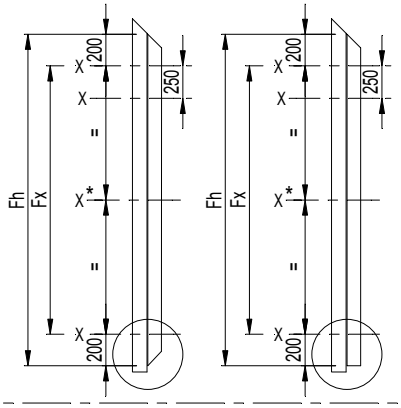

EXTRA SCHARNIEREN - EXTRA CHARNIERES
EXTRA BAENDER - EXTRA HINGES

* FH>2200 of-ou-or-oder

Bij openbare gebouwen en in zwaar belaste gevallen
Pour les lieux publics en des cas lourdement chargés.
In public buildings and for heavily charged cases
In öffentlichen Gebäuden und für schwer beanspruchte Tür

D0075978

CS 77

DEURSCHARNIEREN ROLLENBAND
PAUMELLES PORTE ROLLENBAND
DOOR HINGES ROLLENBAND
TUERBAENDER ROLLENBAND

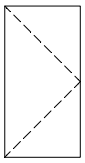

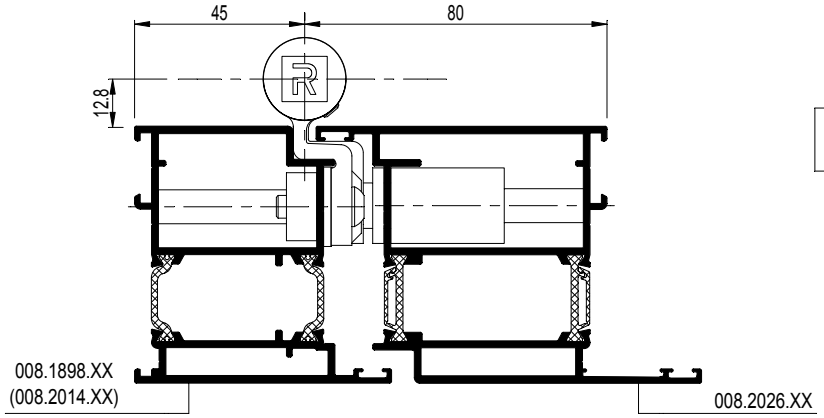

DEURSCHARNIER 3-DELIG
PAUMELLE PORTE 3-PARTITE
DOOR HINGE 3-PART
TÜRBAND 3-TEILIG

065.6391.XX	-- and	-- or	097.0684.00

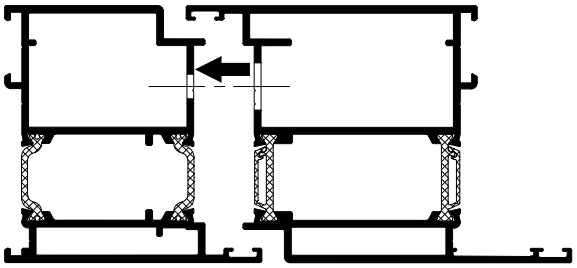

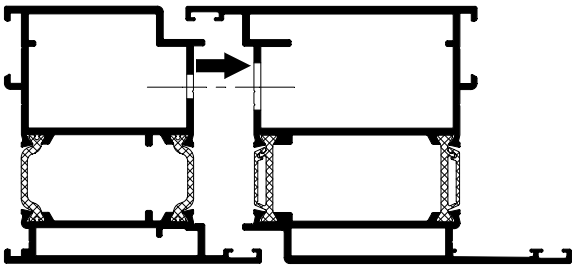

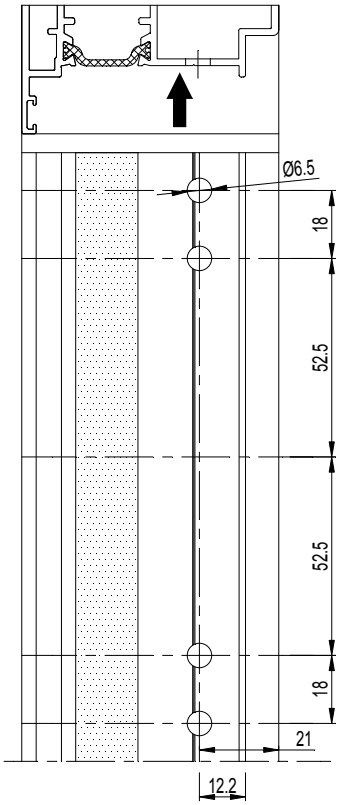

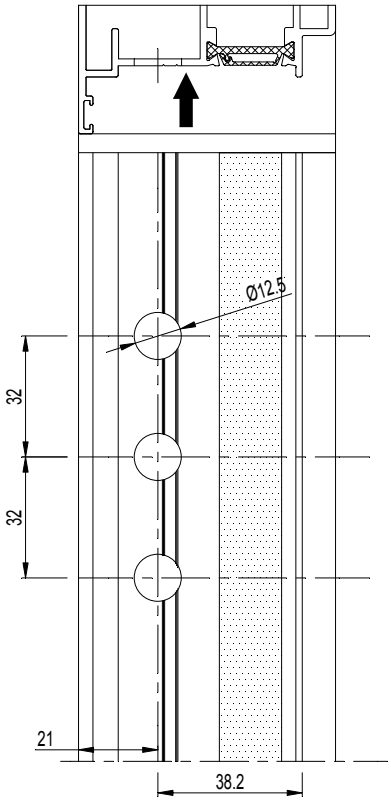

D0075979

CS 77

DEURSCHARNIEREN ROLLENBAND
PAUMELLES PORTE ROLLENBAND
DOOR HINGES ROLLENBAND
TUERBAENDER ROLLENBAND

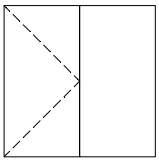

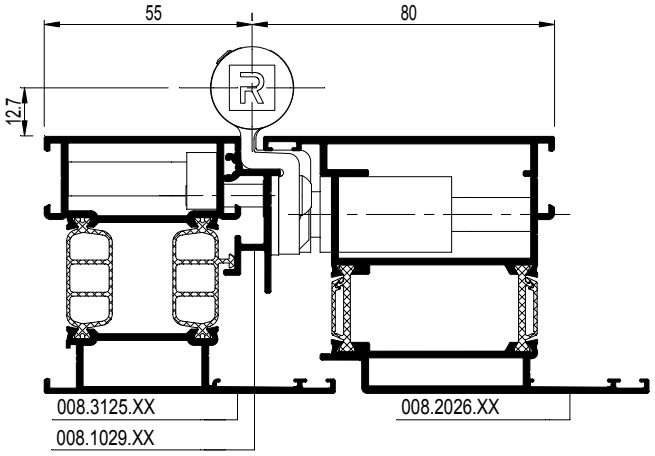

065.6394.XX	-- and	-- or	097.0685.00

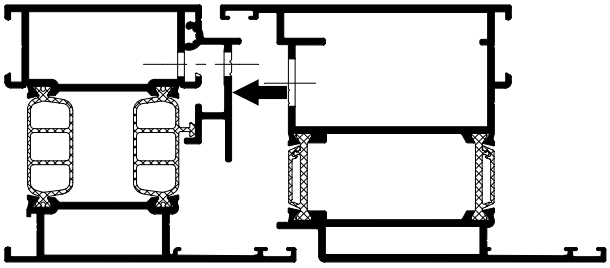

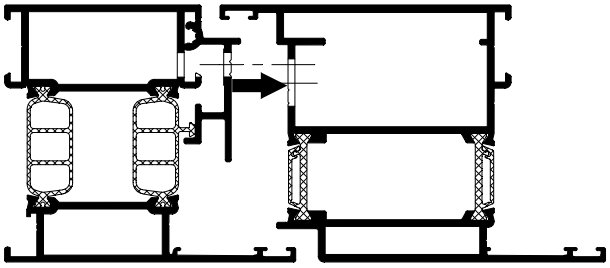

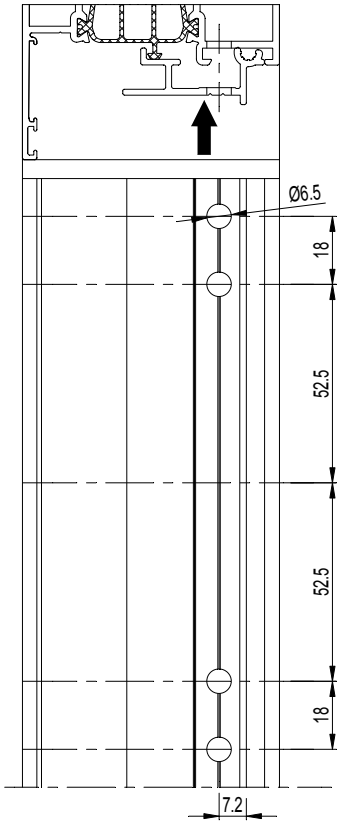

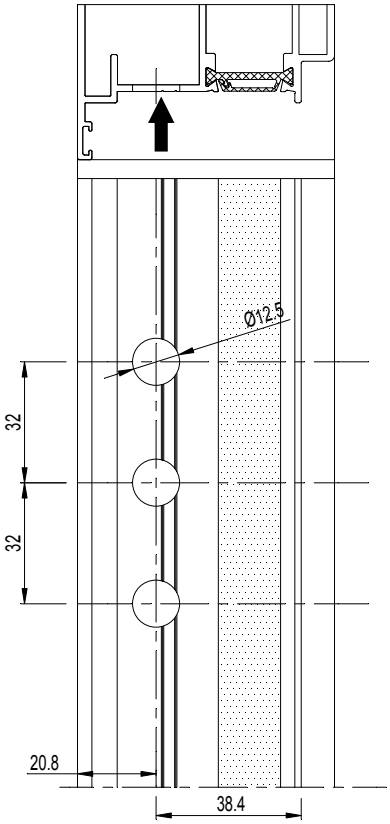

D0075979

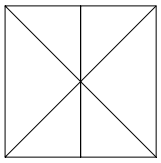

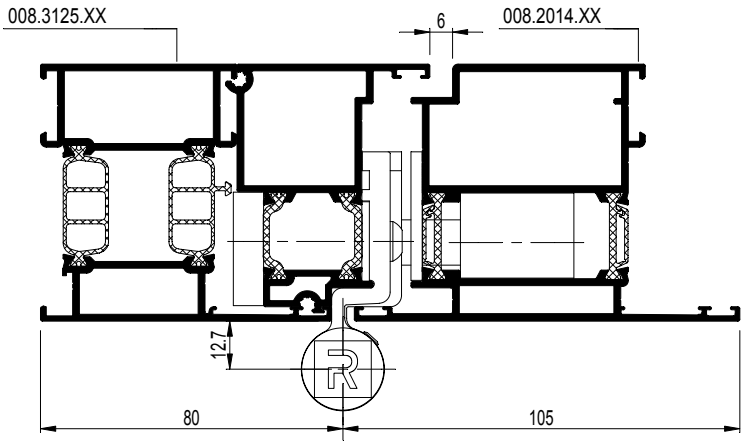

065.6386.XX	-- and	-- or	097.0684.00

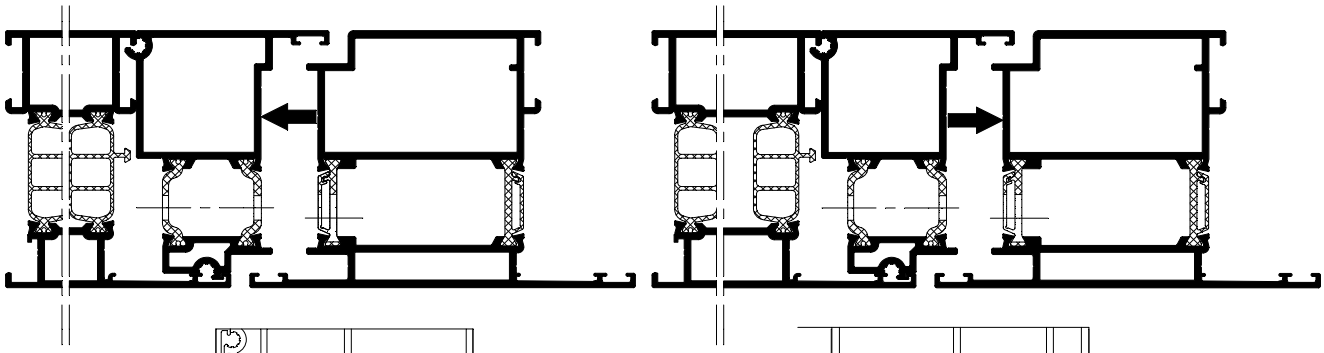

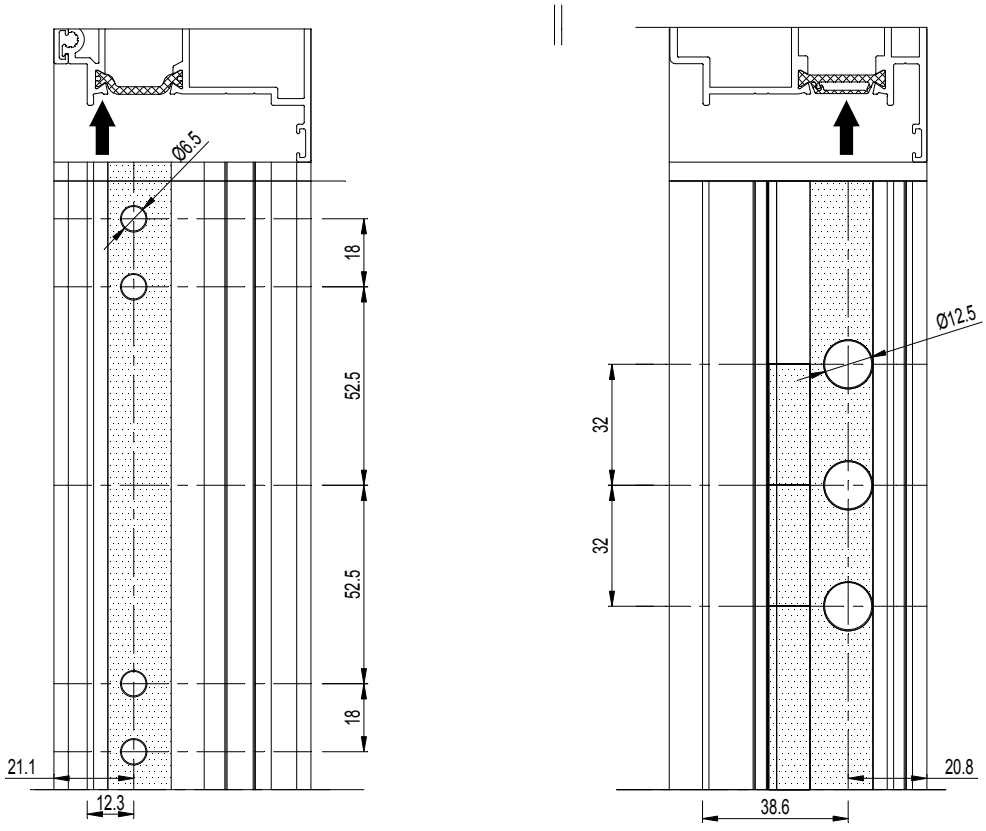

D0075980

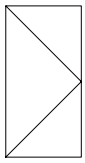

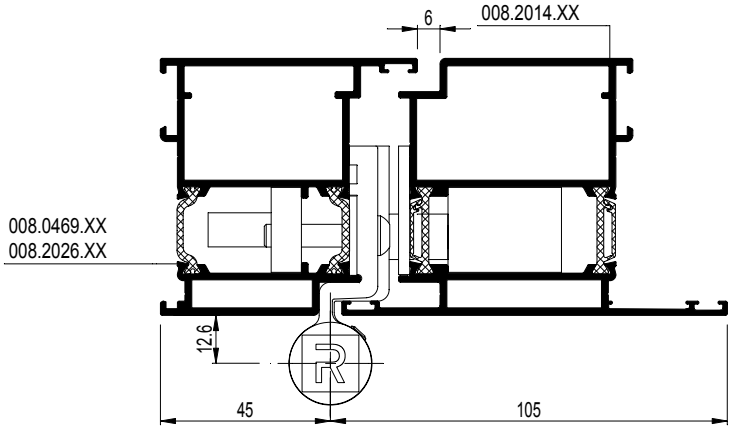

065.6387.XX	-- and --	or	097.0684.00

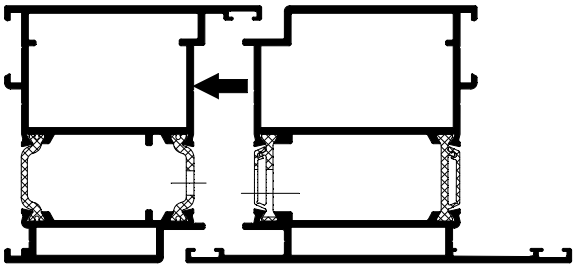

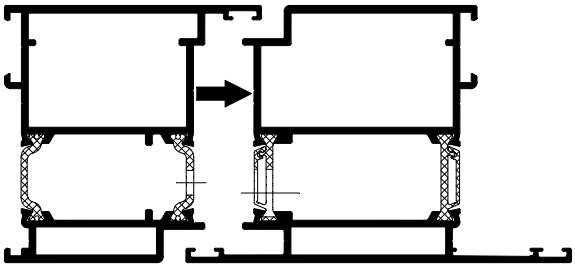

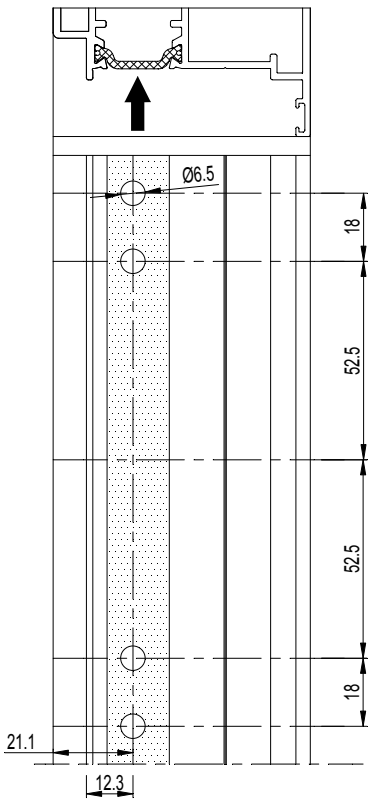

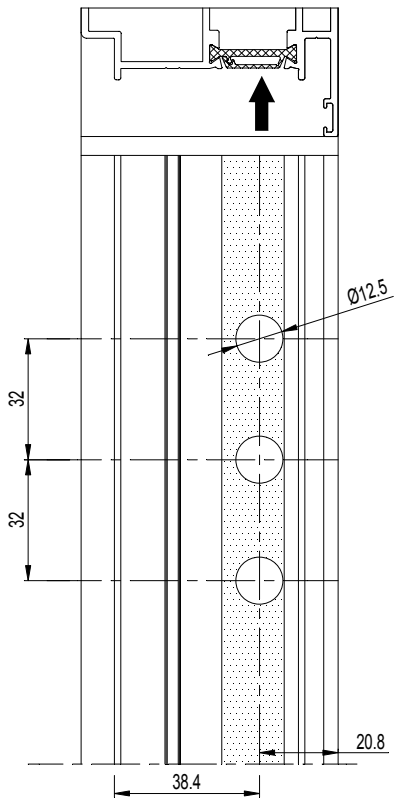

D0075980

CS 77

RAAMDEUREN MET BORSTELAFSLUITING
PORTES-FENETRES AVEC JOINT-BROSSE
WINDOW-DOORS WITH BRUSH
FENSTERTUEREN MIT BUERSTENDICHTUNG

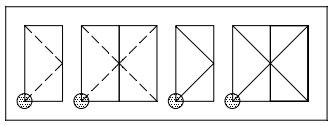

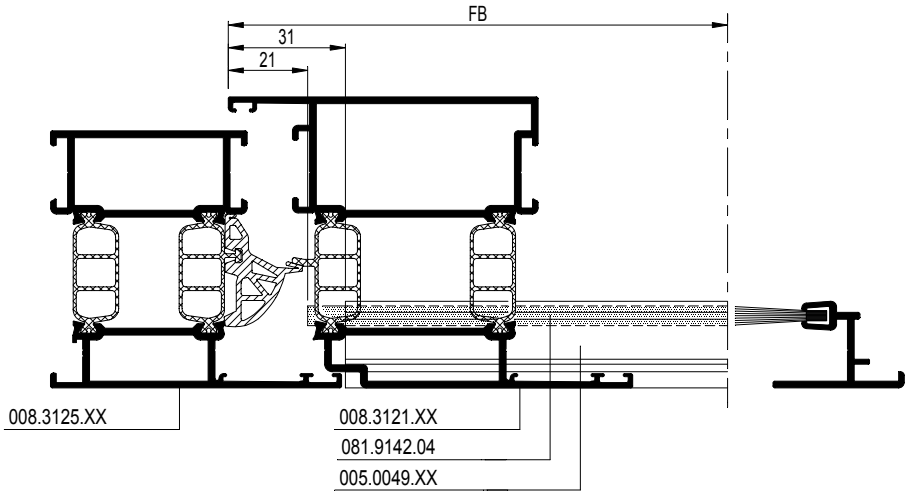

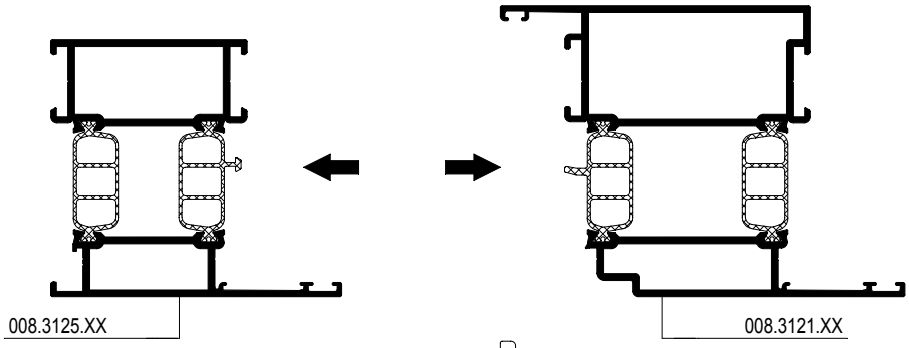

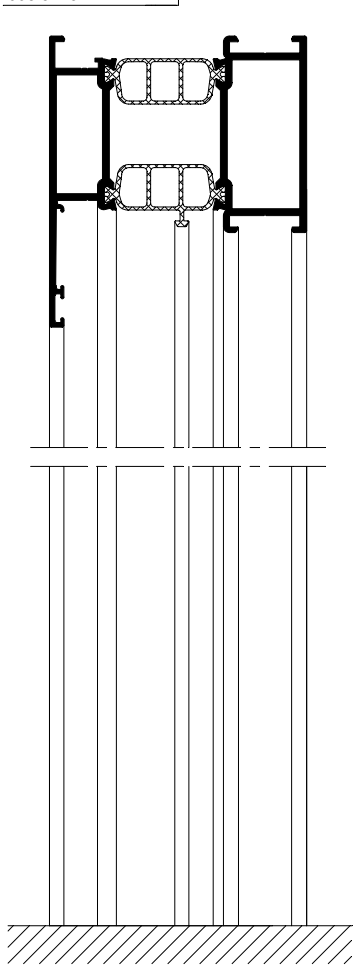

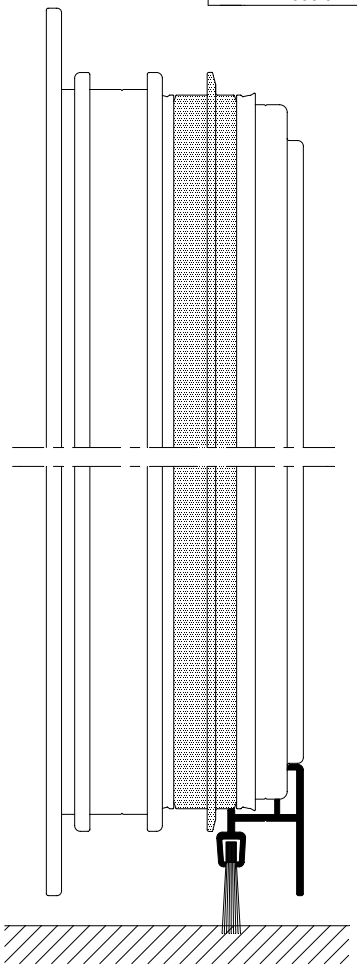

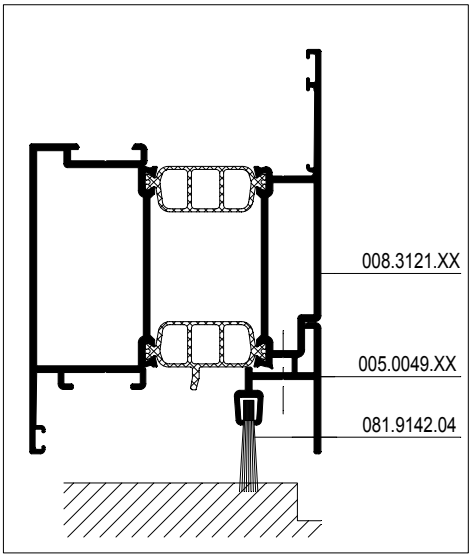

D0009224

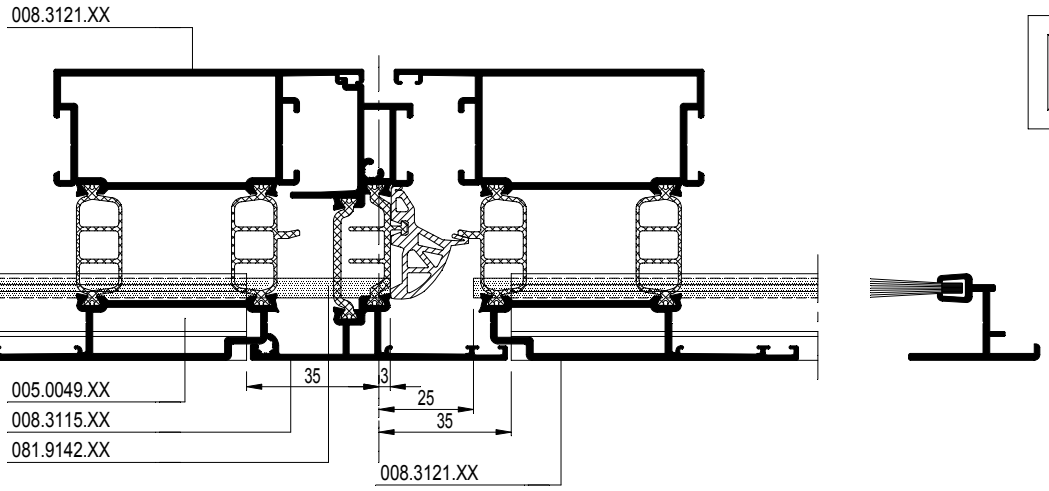
008.3121.XX
005.0049.XX
008.3115.XX
081.9142.XX
35
3
25
35
008.3121.XX

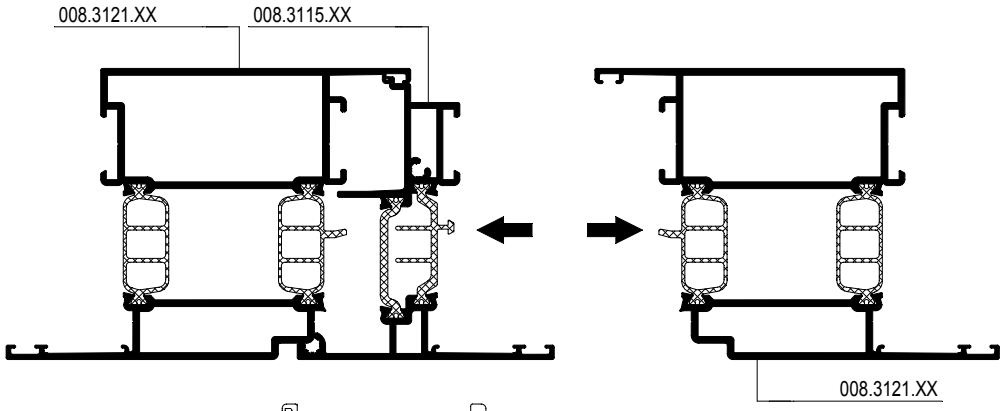
008.3121.XX
008.3115.XX
008.3121.XX

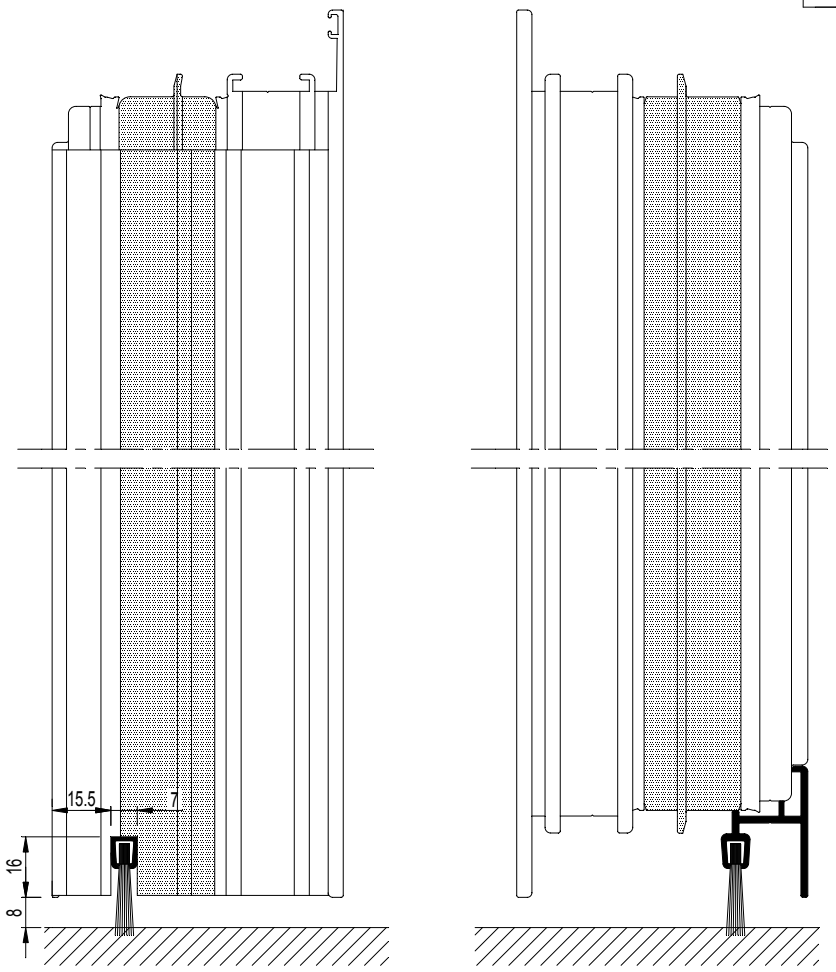
15.5
7
16
8

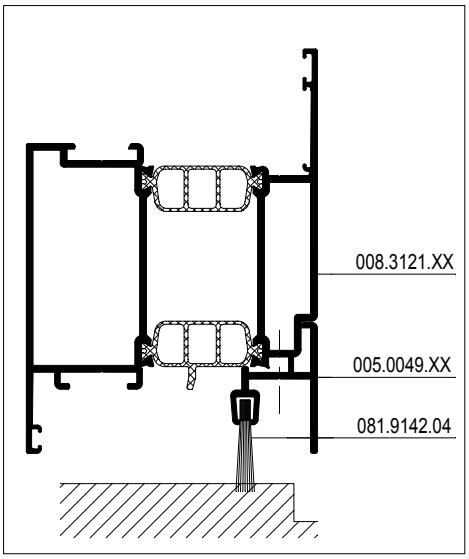
008.3121.XX
005.0049.XX
081.9142.04

D0009224

CS 77

DEUR MET BORSTELAFSLUITING
JOINT-BROSSE PORTES
BRUSH DOORS
BUERSTENDICHTUNG TUEREN

REYNAERS aluminium

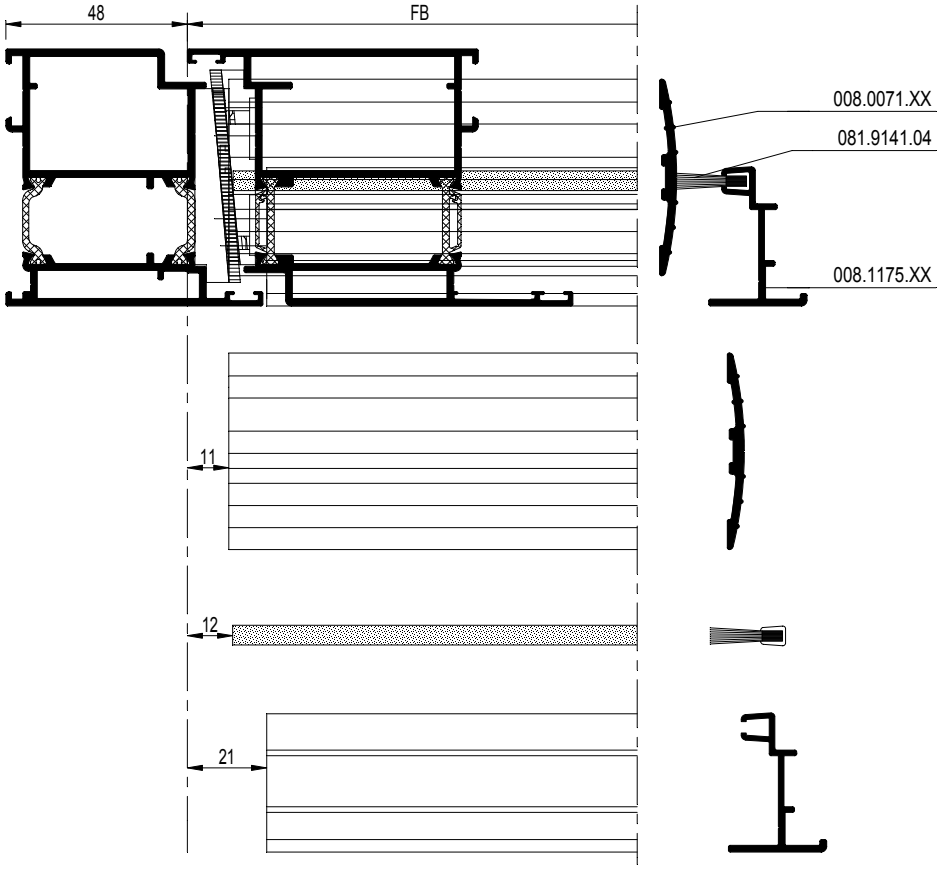

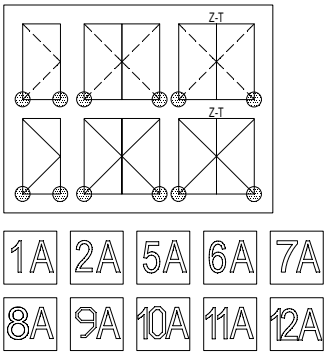

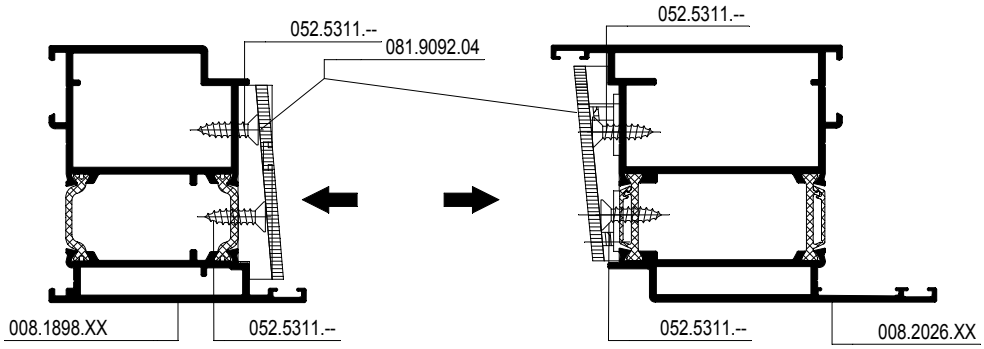

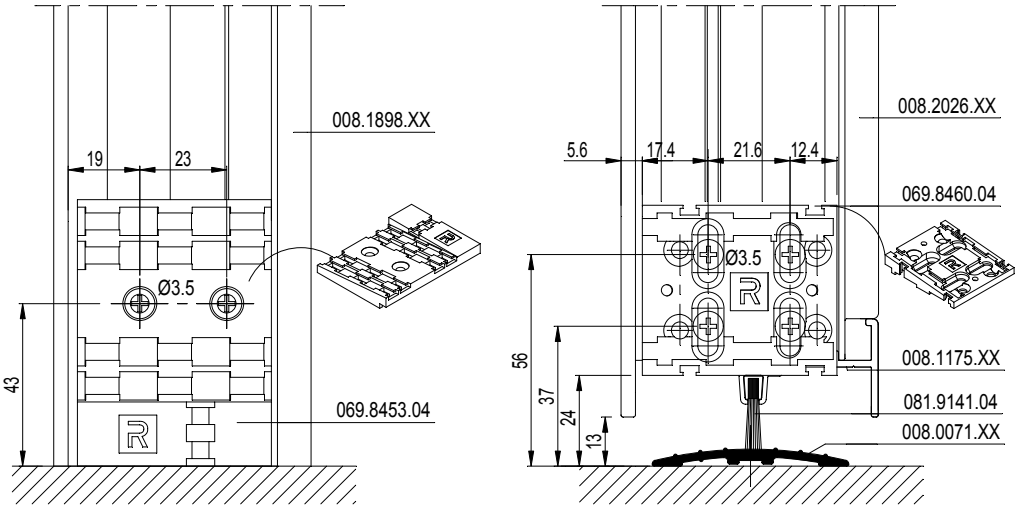

schaal - échelle
scale - Maßstab
1/2

D0075260

Montagetekeningen
Fabrication et montage
Assembly drawings
Montagezeichnungen

13.F.322
03/2010

CS 77

DEUR MET BORSTELAFSLUITING
JOINT-BROSSE PORTES
BRUSH DOORS
BUERSTENDICHTUNG TUEREN

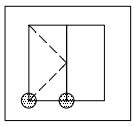

3A

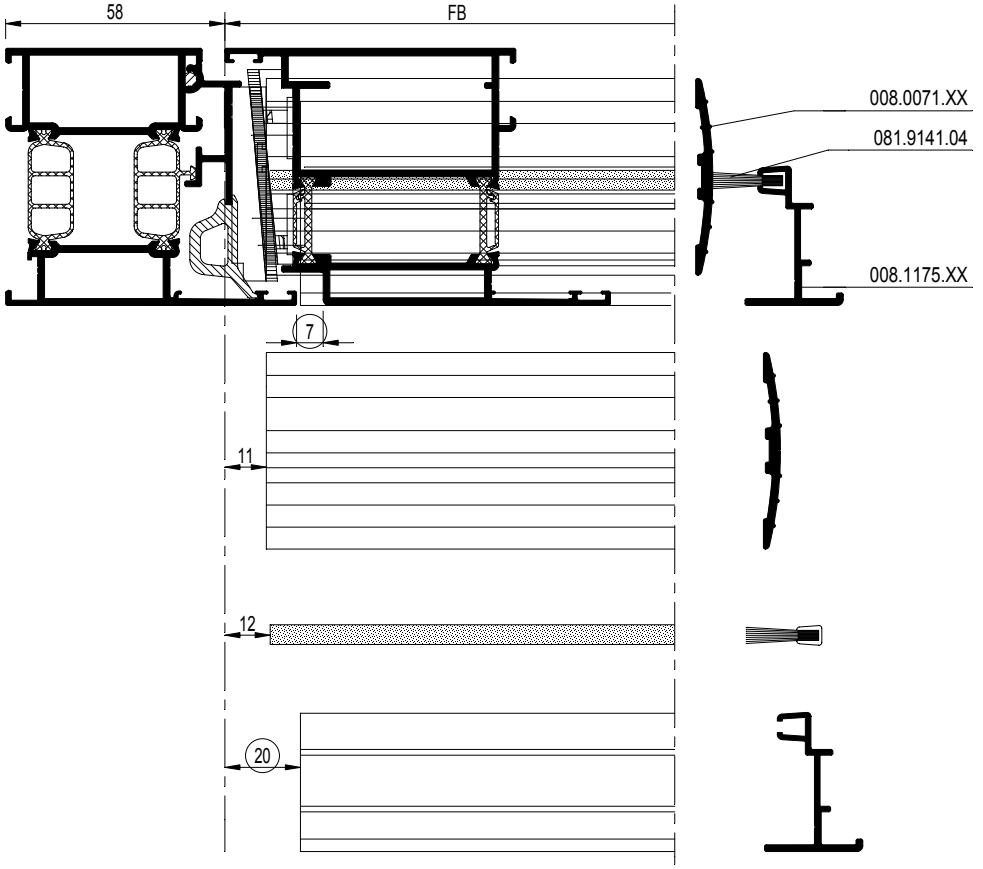

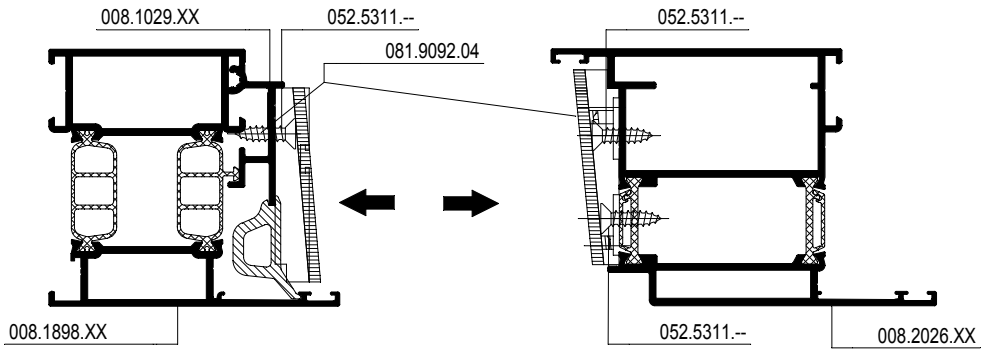

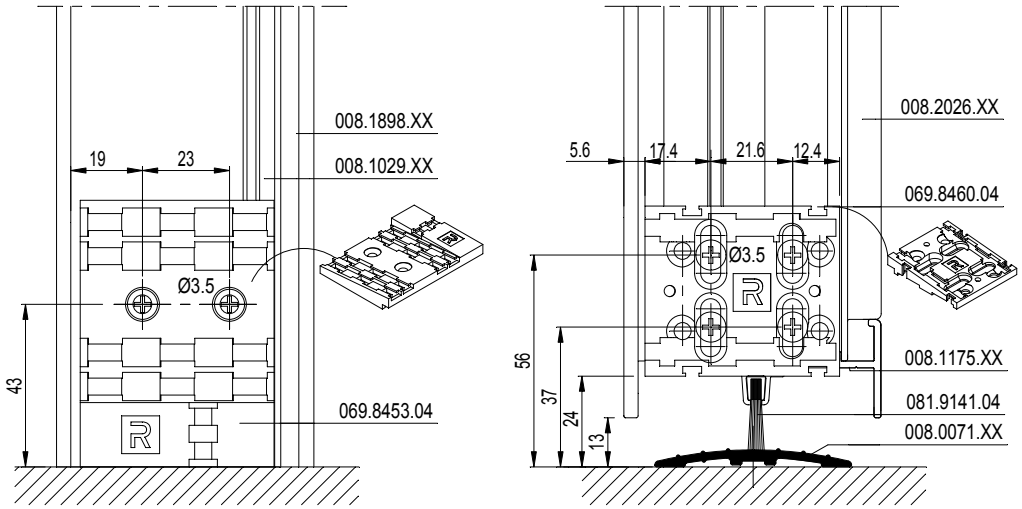

schaal - échelle
scale - Maßstab
1/2

D0075260

CS 77

DEUR MET BORSTELAFSLUITING
JOINT-BROSSE PORTES
BRUSH DOORS
BUERSTENDICHTUNG TUEREN

D0078517

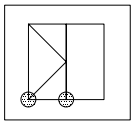

4A

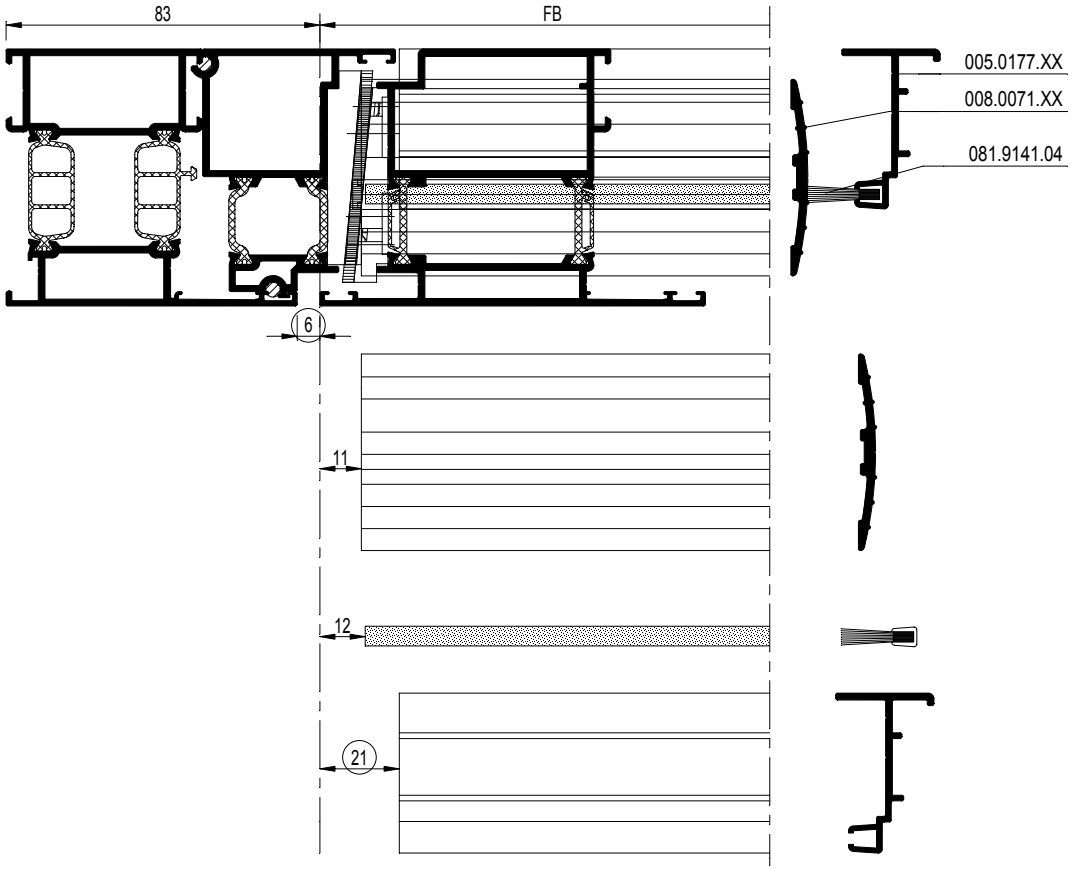
83
FB
005.0177.XX
008.0071.XX
081.9141.04
6
11
12
21

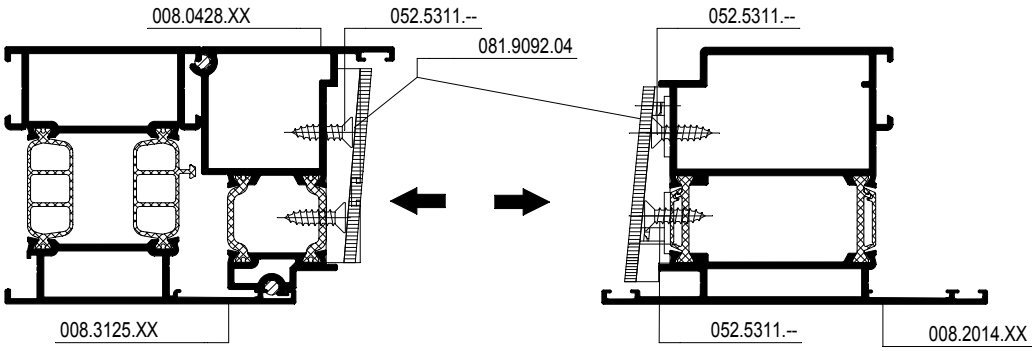
008.0428.XX
052.5311.--
081.9092.04
052.5311.--
008.3125.XX
052.5311.--
008.2014.XX

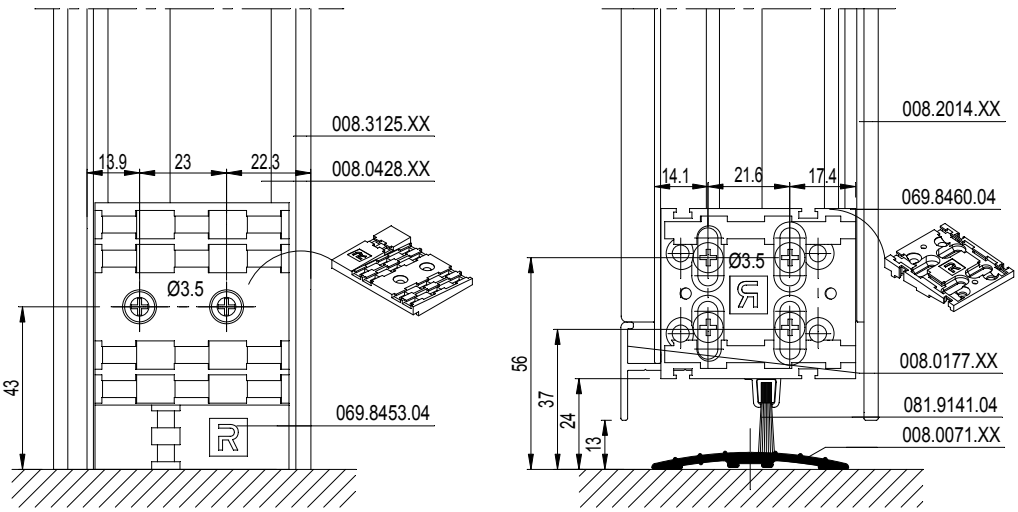
008.3125.XX
13.9
23
22.3
008.0428.XX
Ø3.5
43
069.8453.04
008.2014.XX
14.1
21.6
17.4
069.8460.04
Ø3.5
56
37
24
13
008.0177.XX
081.9141.04
008.0071.XX

D0078517

CS 77

STOLPDEUR MET BORSTELAFSLUITING
JOINT-BROSSE PORTE DOUBLE
DOUBLE CASEMENT DOOR WITH BRUSH
STULPFLUEGELTUER MIT BUERSTENDICHTUNG

REYNAERS aluminium

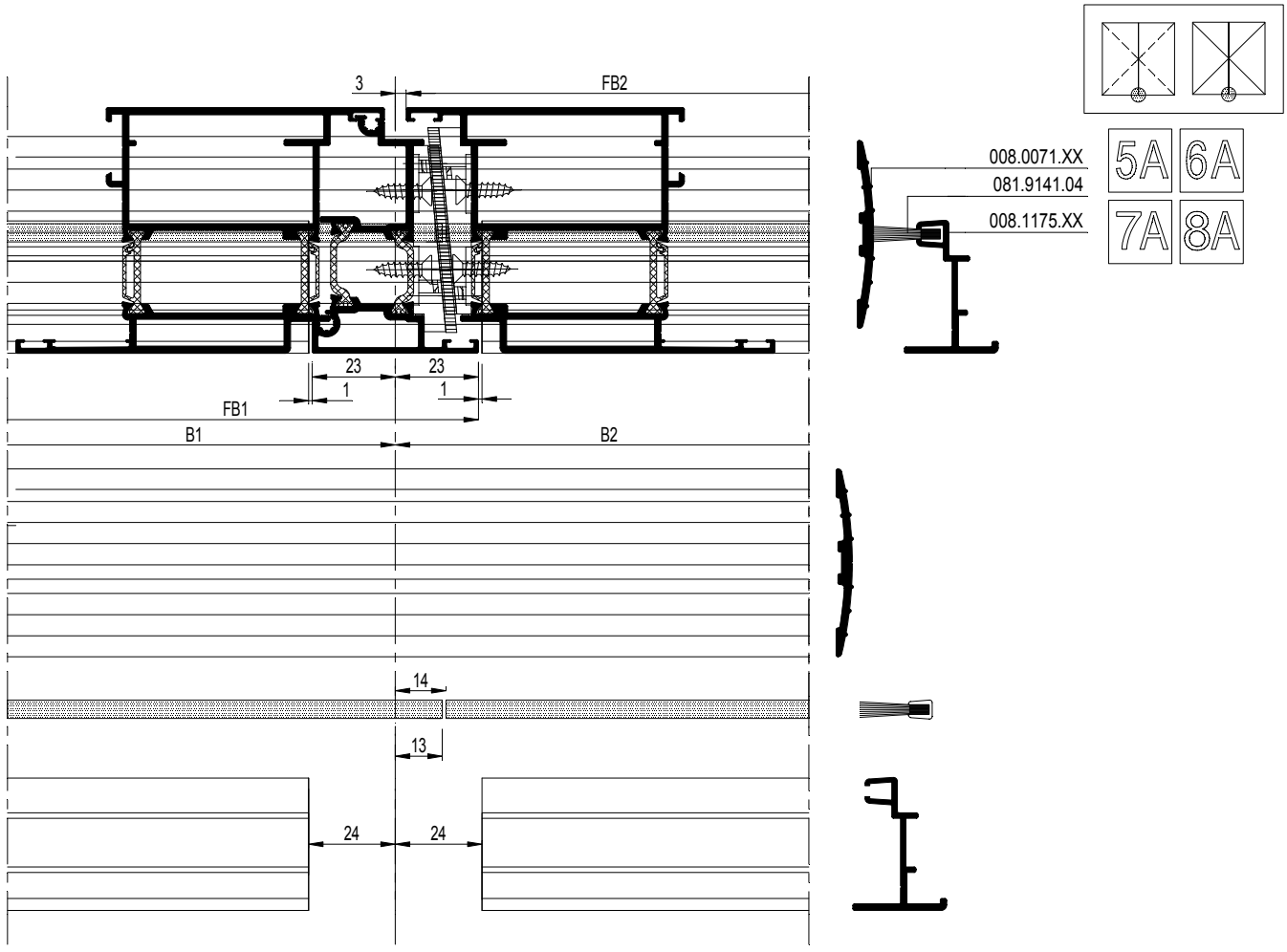

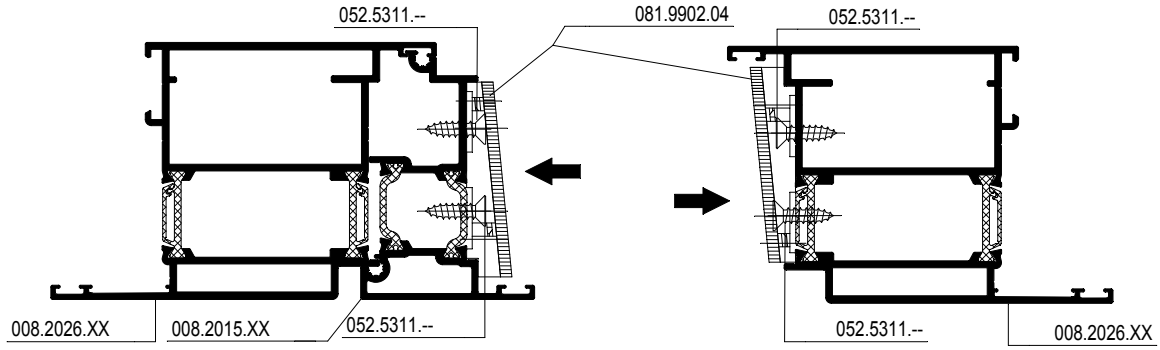

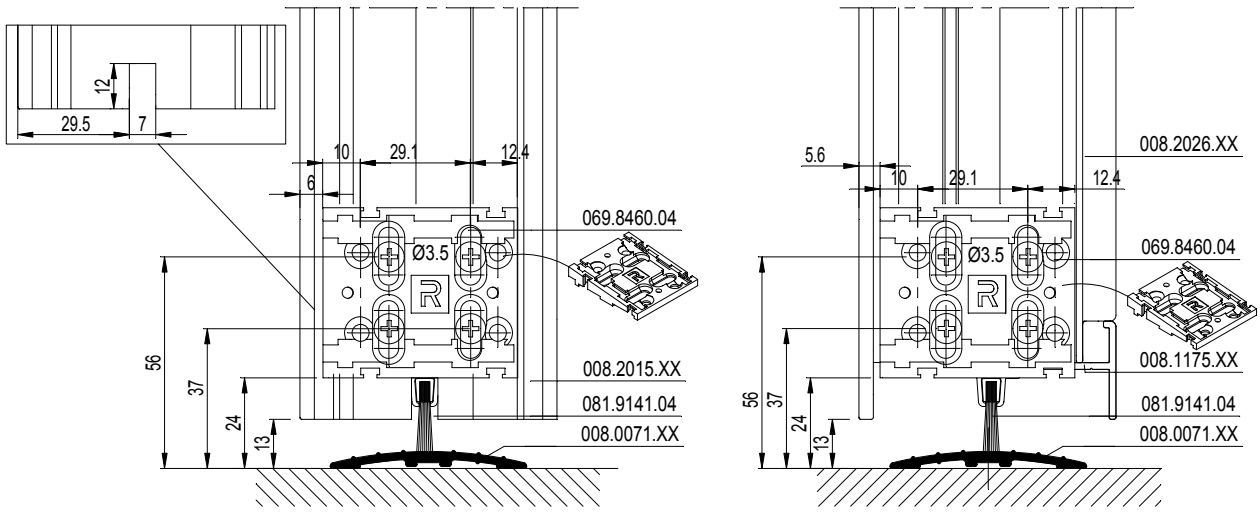

D0075267

CS 77

Z-T DEUR MET BORSTELAFSLUITING
JOINT-BROSSE PORTE Z-T
Z-T DOOR WITH BRUSH
Z-T TUER MIT BUERSTENDICHTUNG

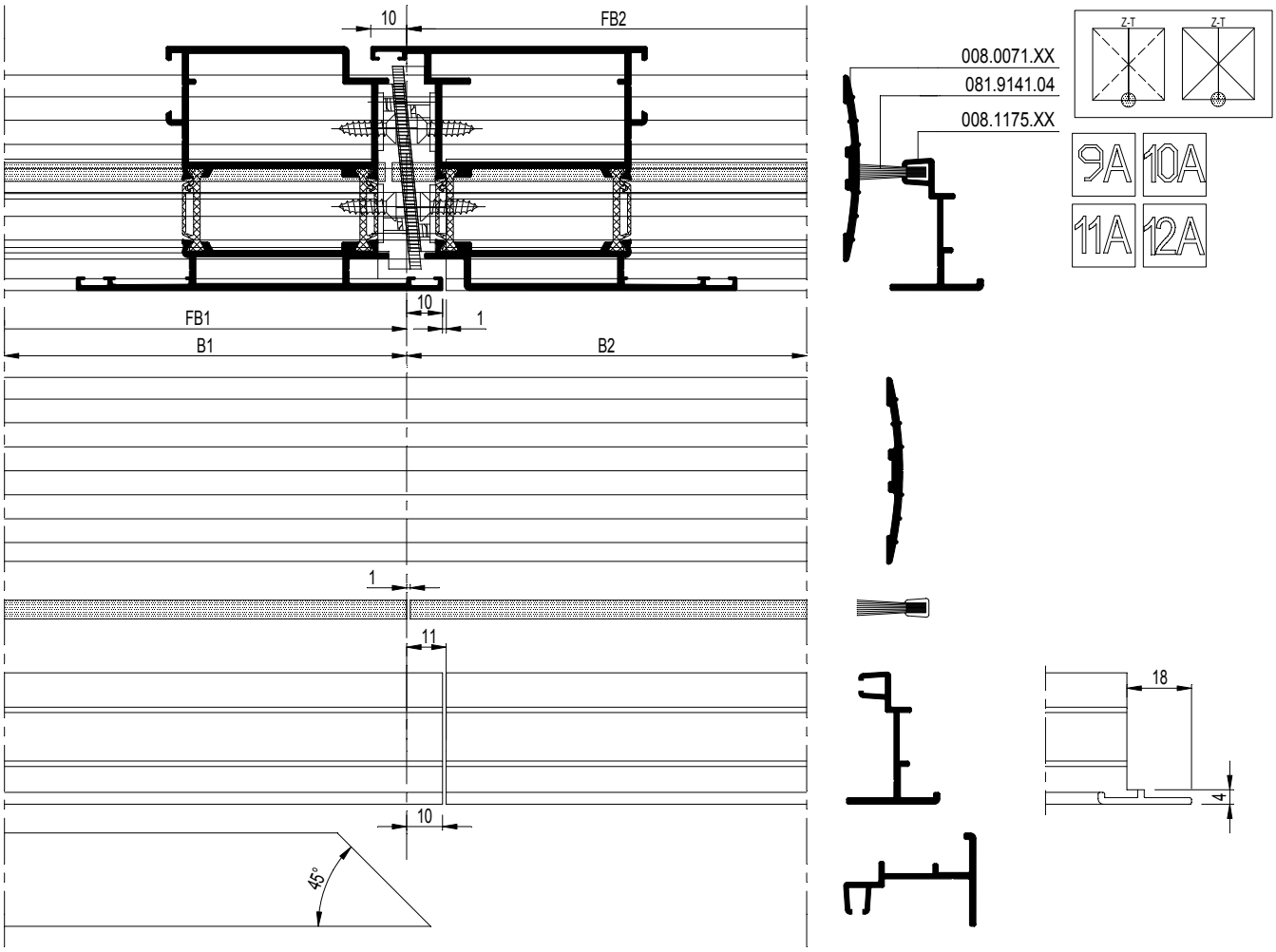

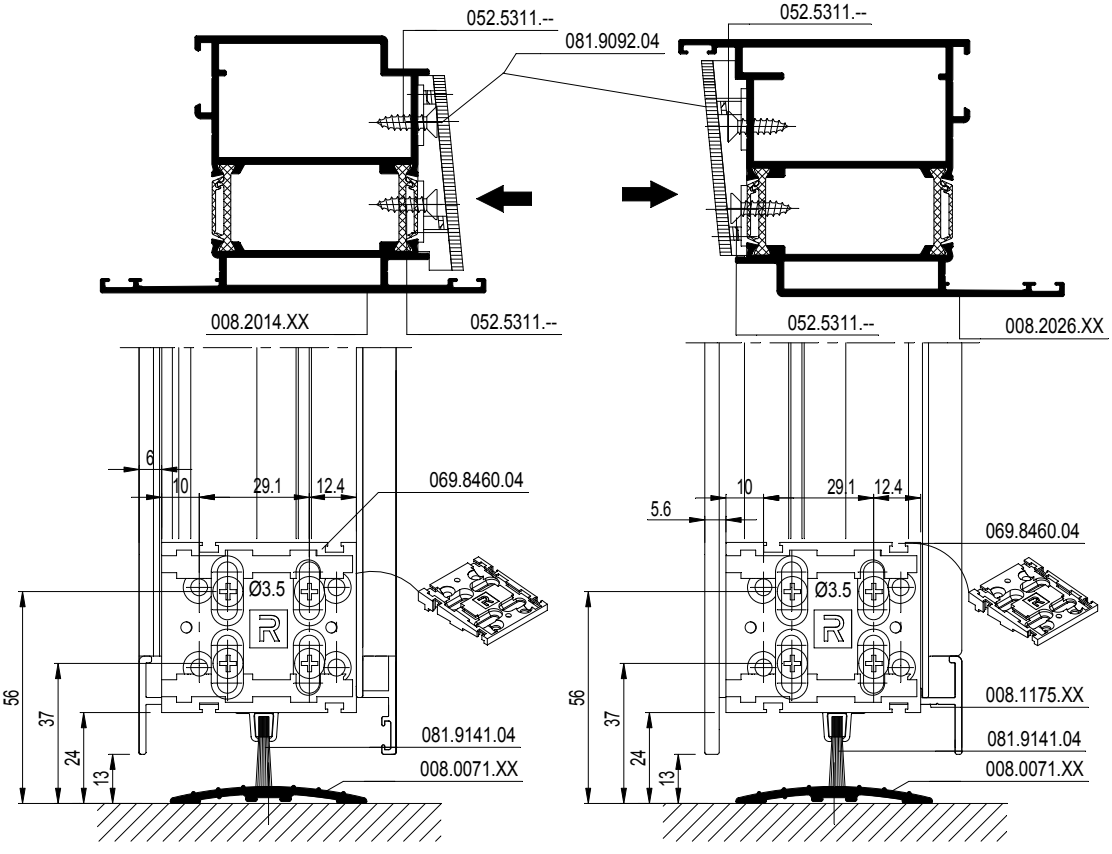

D0075267

CS 77

DEUR MET BORSTELAFSLUITING
JOINT-BROSSE PORTES
BRUSH DOORS
BUERSTENDICHTUNG TUEREN

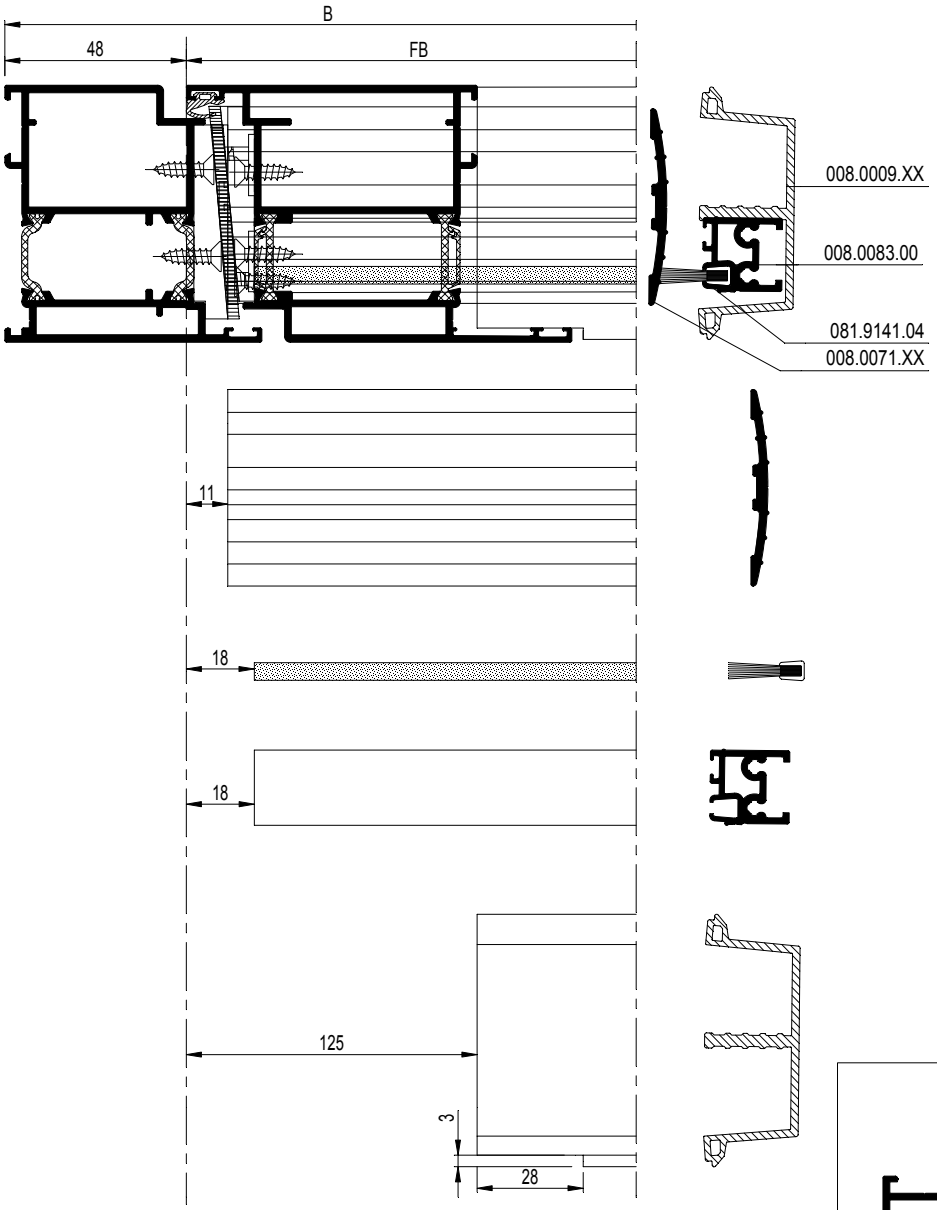

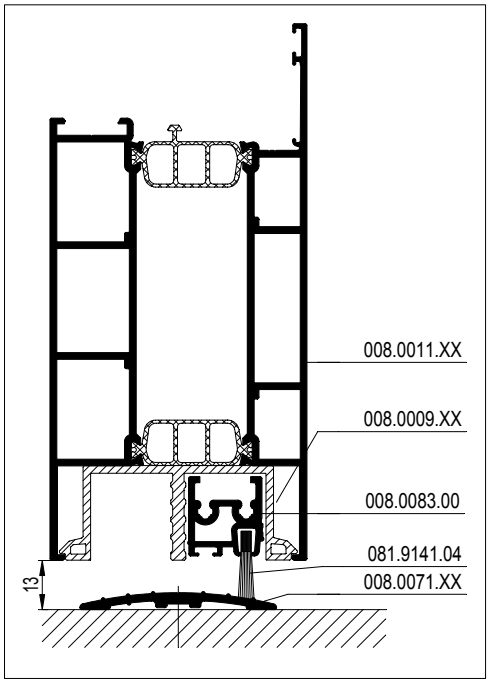

schaal - échelle
scale - Maßstab
1/2

D0075341

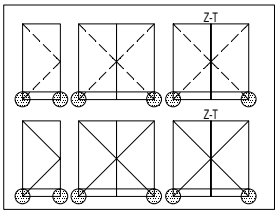

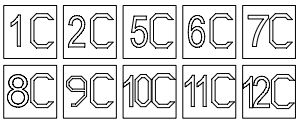

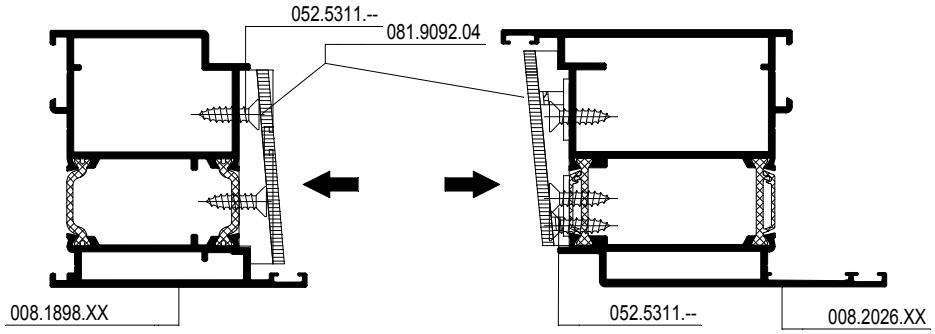

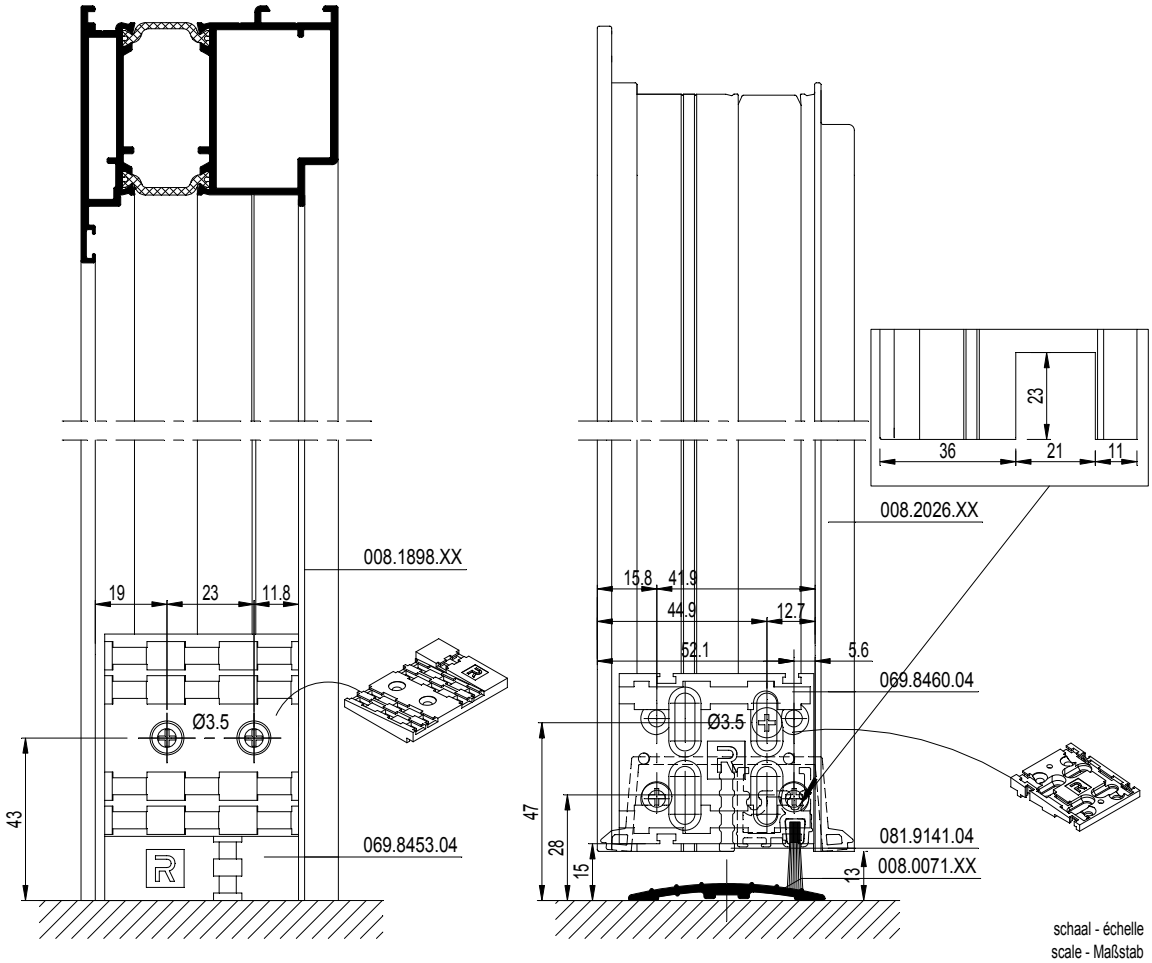

schaal - échelle
scale - Maßstab
1/2

D0075341

CS 77

DEUR MET BORSTELAFSLUITING
JOINT-BROSSE PORTES
BRUSH DOORS
BUERSTENDICHTUNG TUEREN

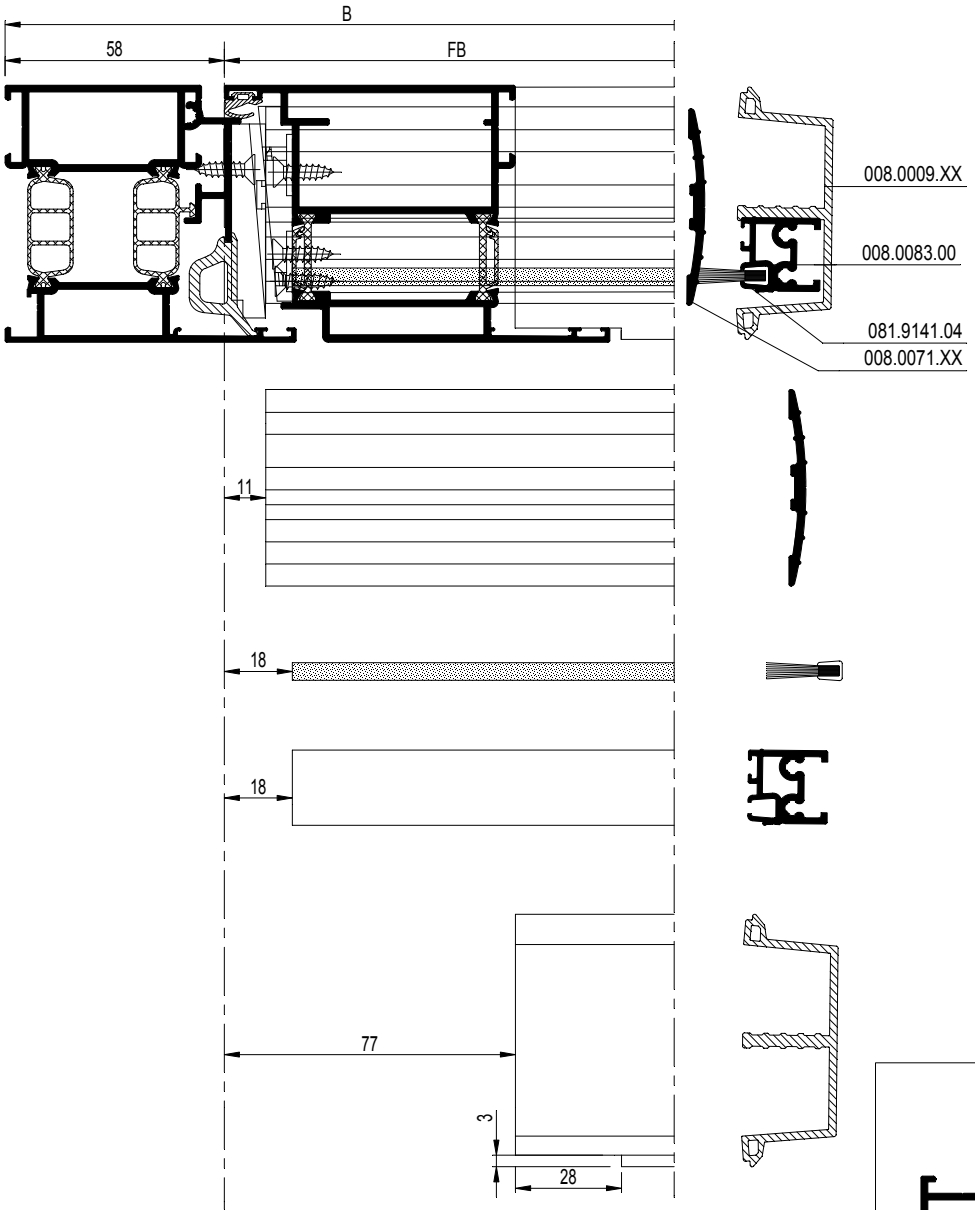

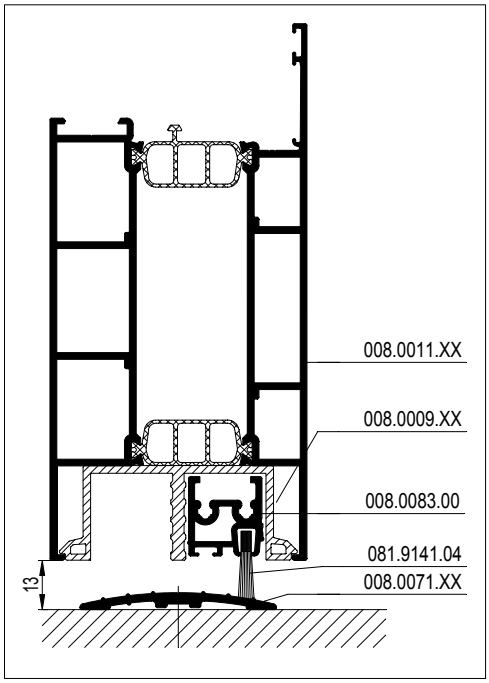

schaal - échelle
scale - Maßstab
1/2

D0078497

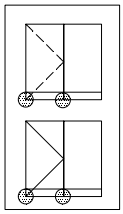

3C 4C

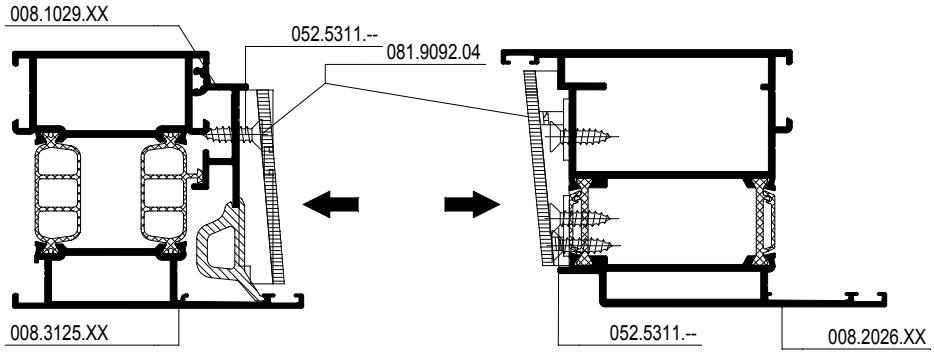

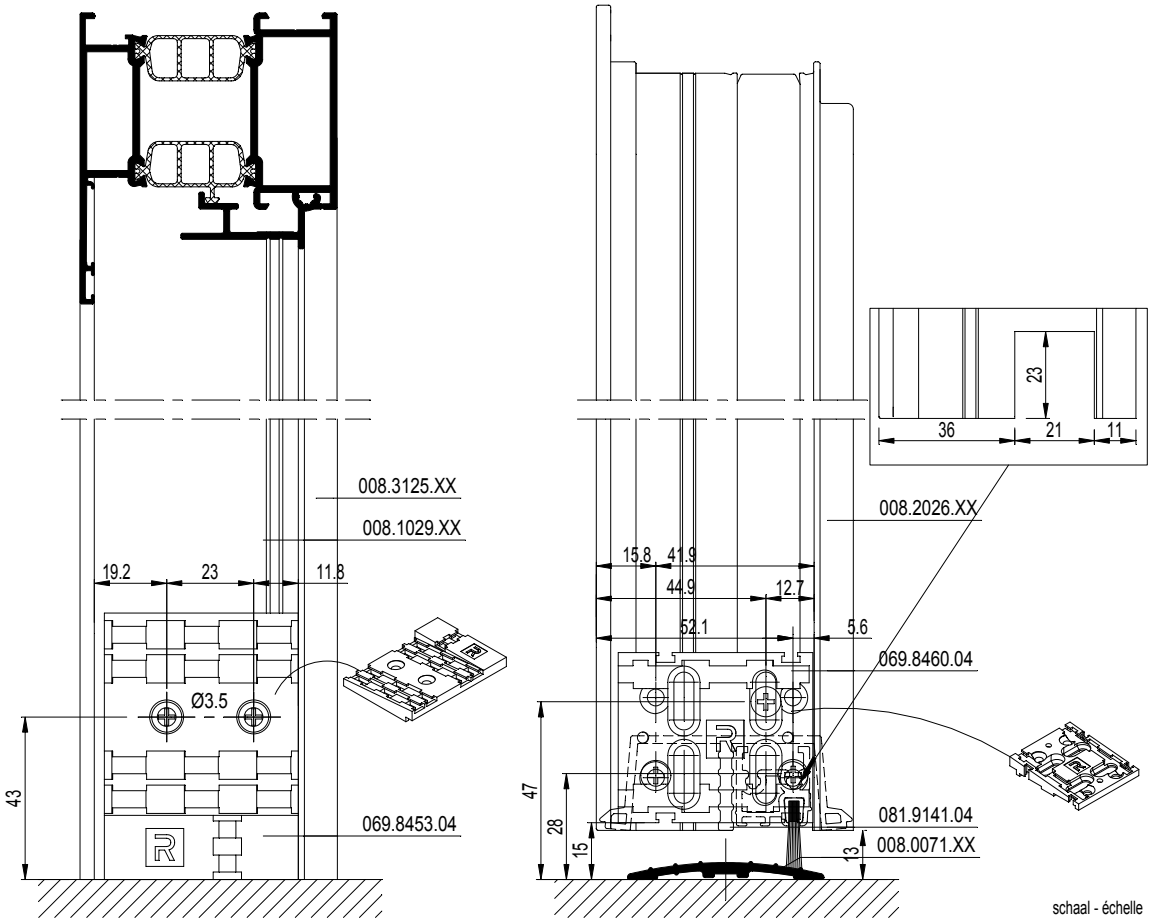

schaal - échelle
scale - Maßstab
1/2

D0078497

CS 77

STOLPDEUR BINNENDR. MET BORSTELAFSLUITING
JOINT-BROSSE PORTE DOUBLE OUVR. VERS L'INT.
DOUBLE CASEMENT DOOR INWARD OPEN. WITH BRUSH
STULPFUEGELTUER INNER OEFFN.MIT BUERSTENDICHT.

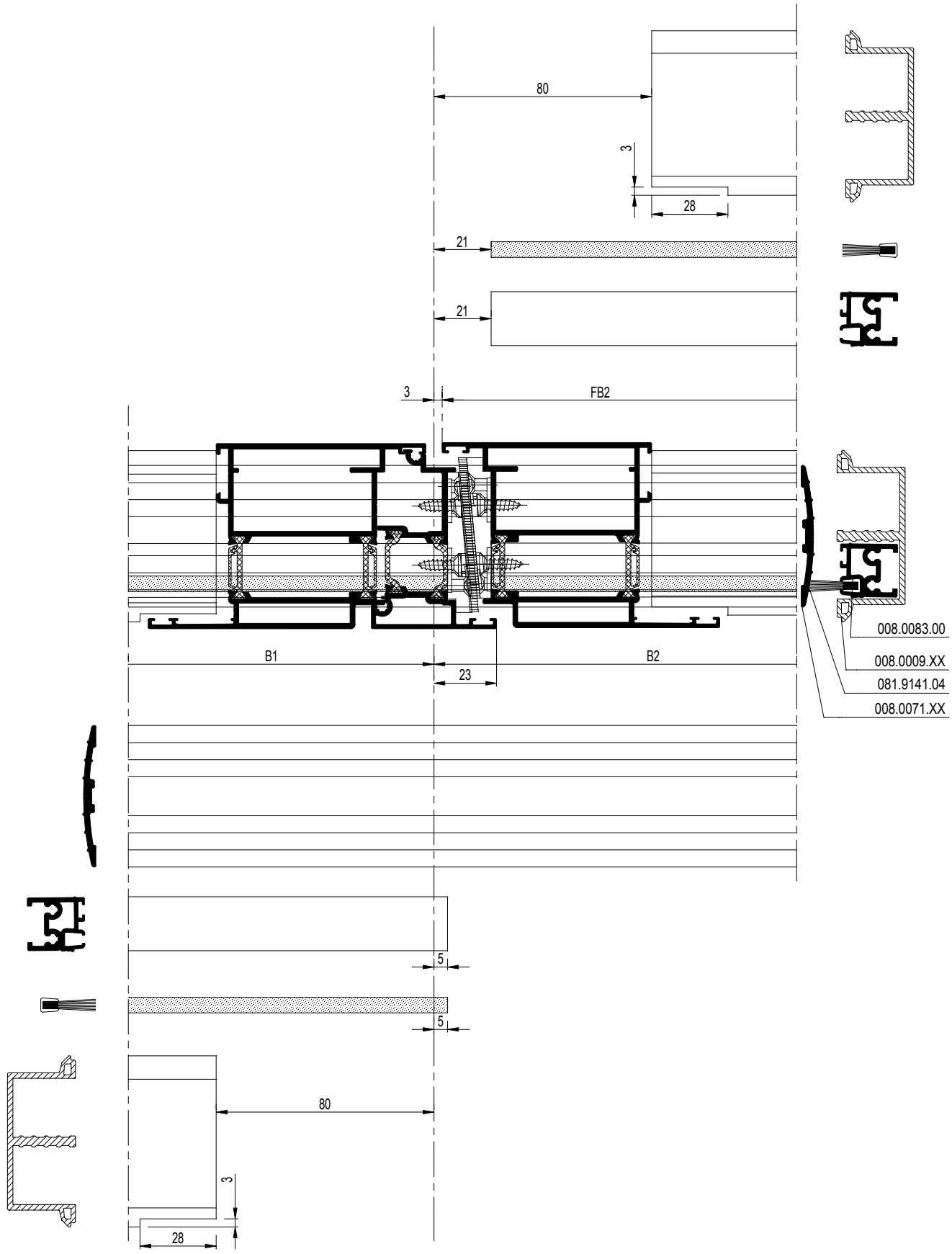

D0078498

CS 77

STOLPDEUR BINNENDR. MET BORSTELAFSLUITING
JOINT-BROSSE PORTE DOUBLE OUVR. VERS L'INT.
DOUBLE CASEMENT DOOR INWARD OPEN. WITH BRUSH
STULPFUEGELTUER INNER OEFFN.MIT BUERSTENDICHT.

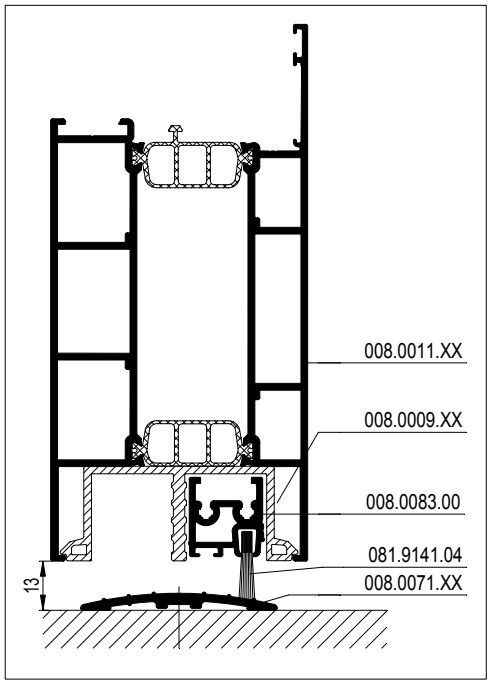

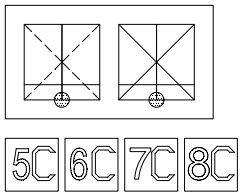

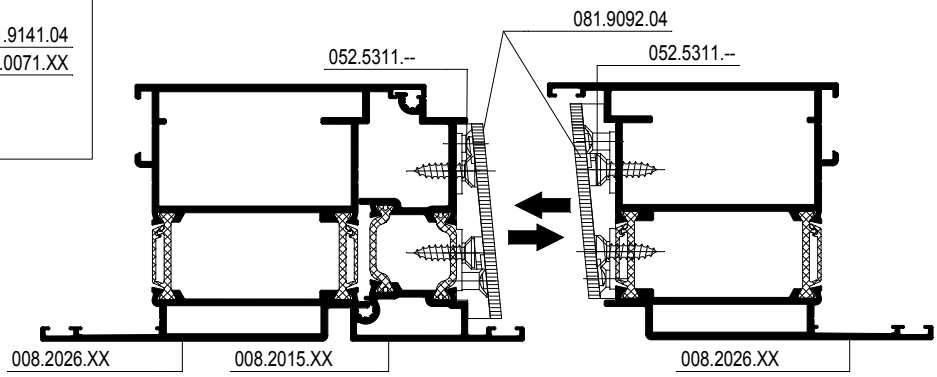

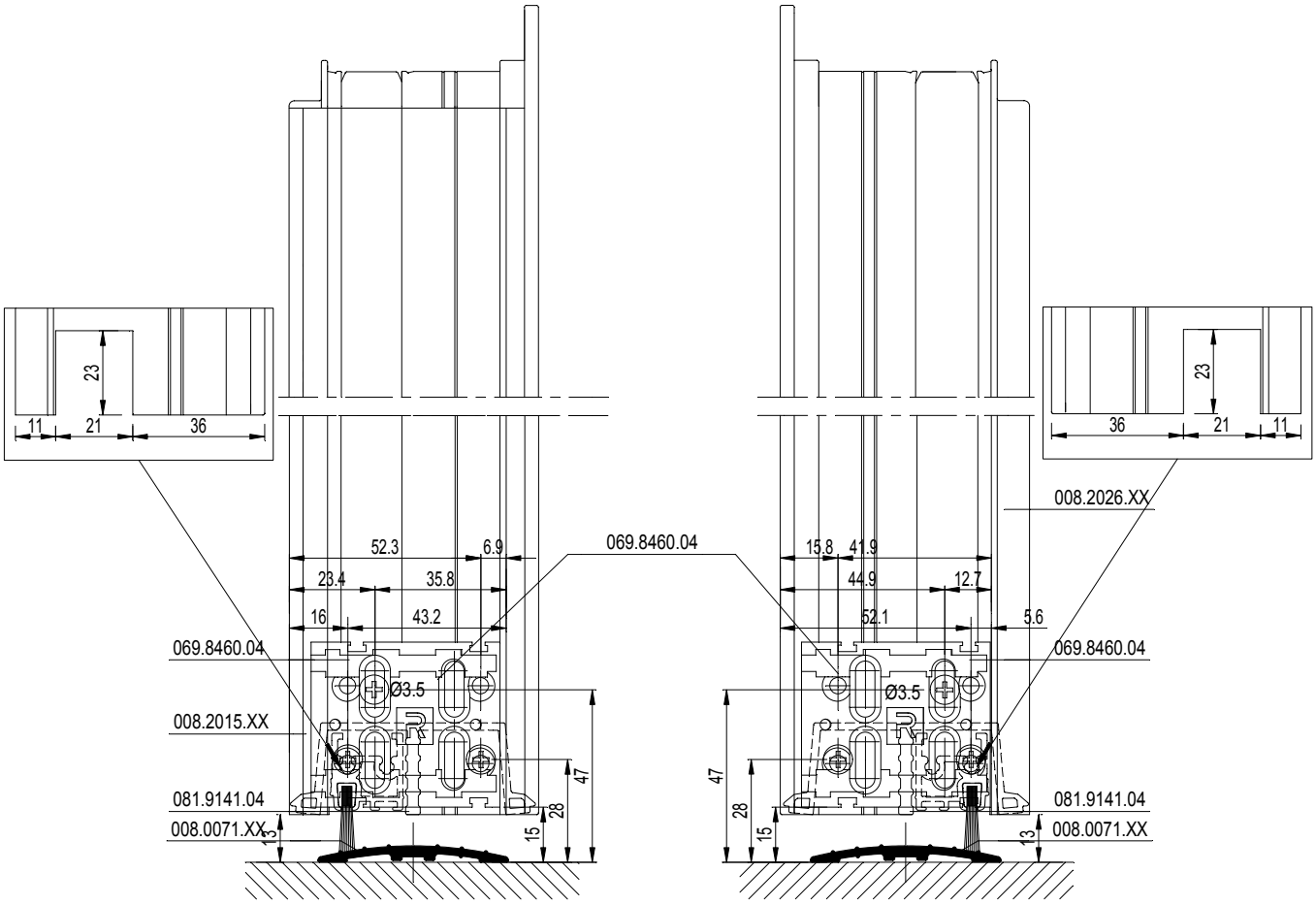

D0078498

CS 77

Z-T DEUR MET BORSTELAFSLUITING
JOINT-BROSSE PORTE Z-T
Z-T DOOR WITH BRUSH
Z-T TUER MIT BUERSTENDICHTUNG

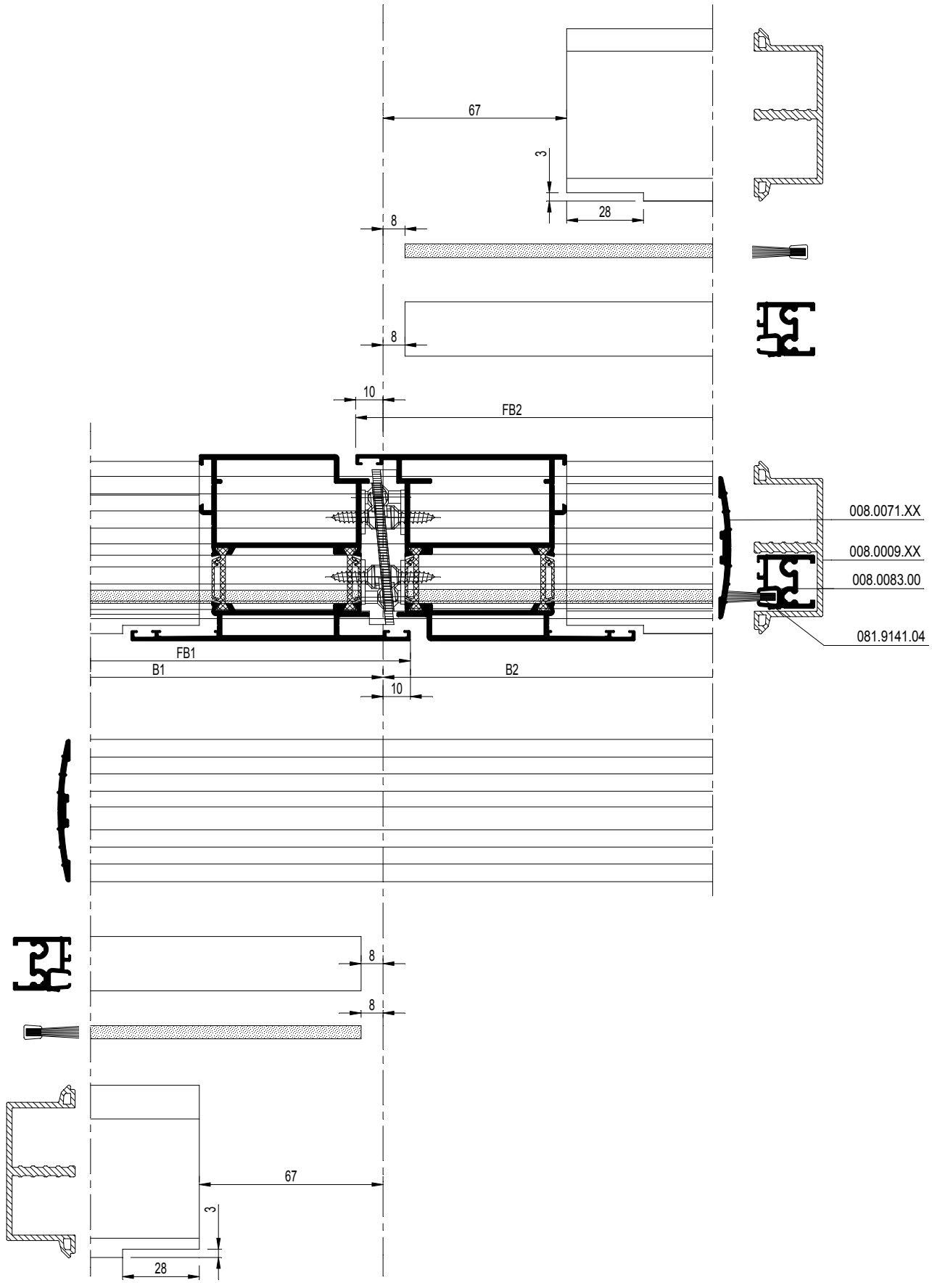

D0078499

CS 77

Z-T DEUR MET BORSTELAFSLUITING
JOINT-BROSSE PORTE Z-T
Z-T DOOR WITH BRUSH
Z-T TUER MIT BUERSTENDICHTUNG

REYNAERS aluminium

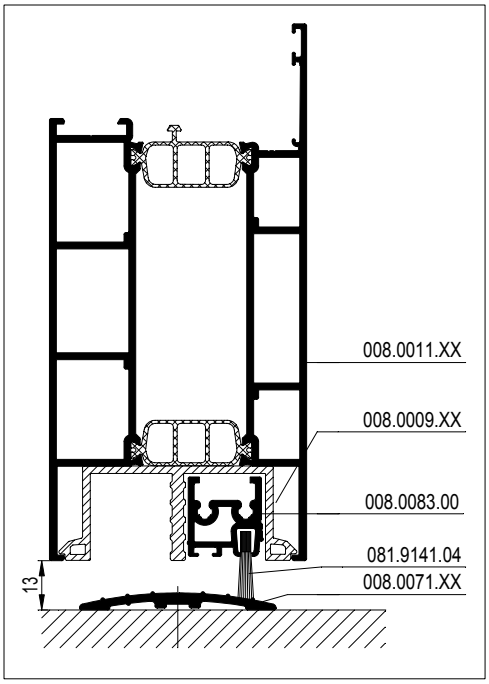

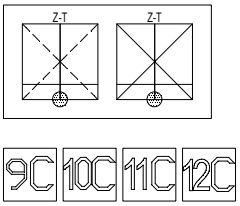

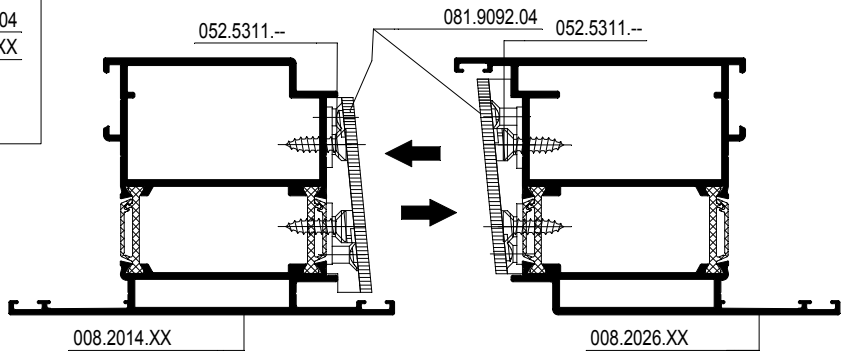

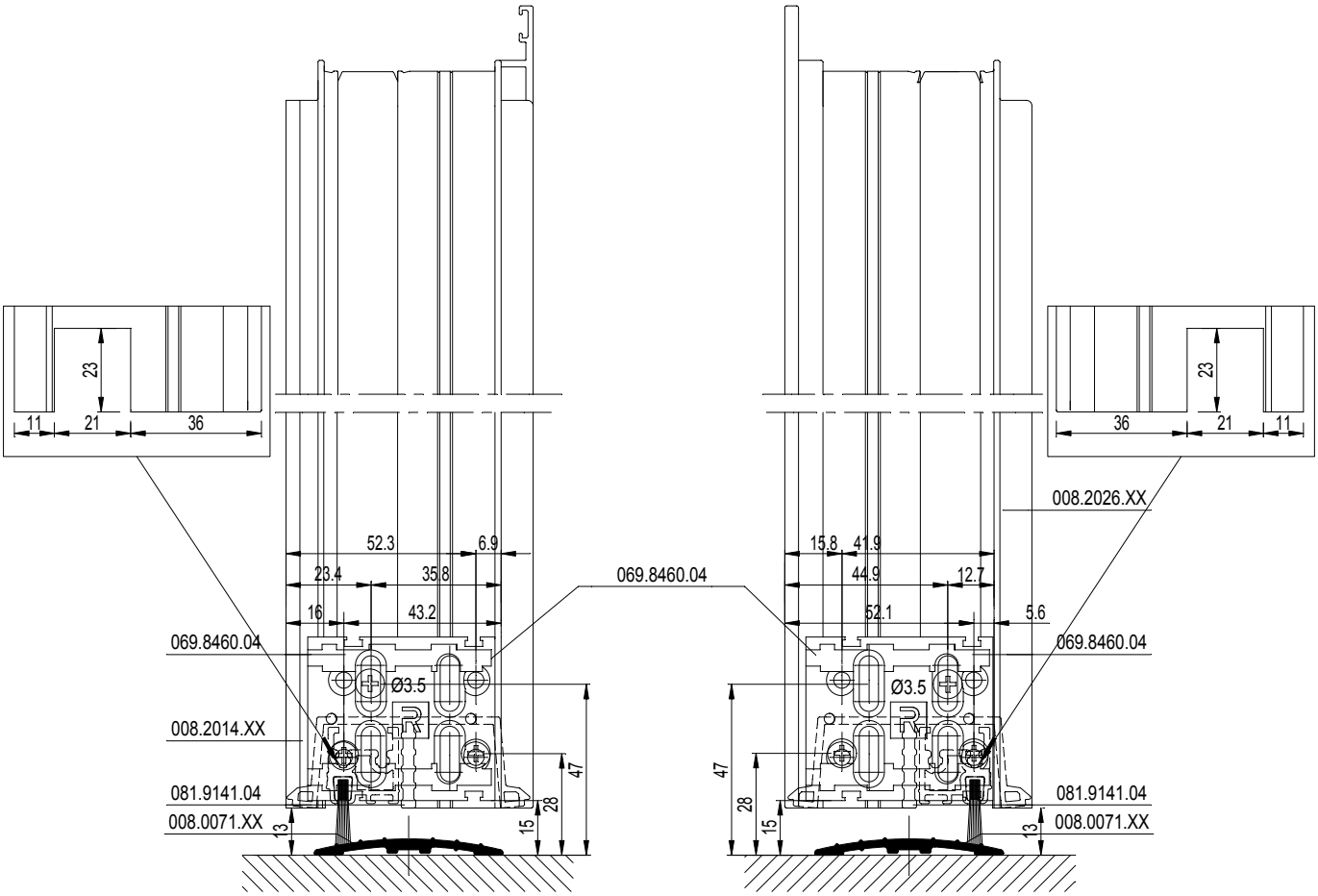

D0078499

CS 77

DEUR MET BORSTELAFSLUITING
JOINT-BROSSE PORTES
BRUSH DOORS
BUERSTENDICHTUNG TUEREN

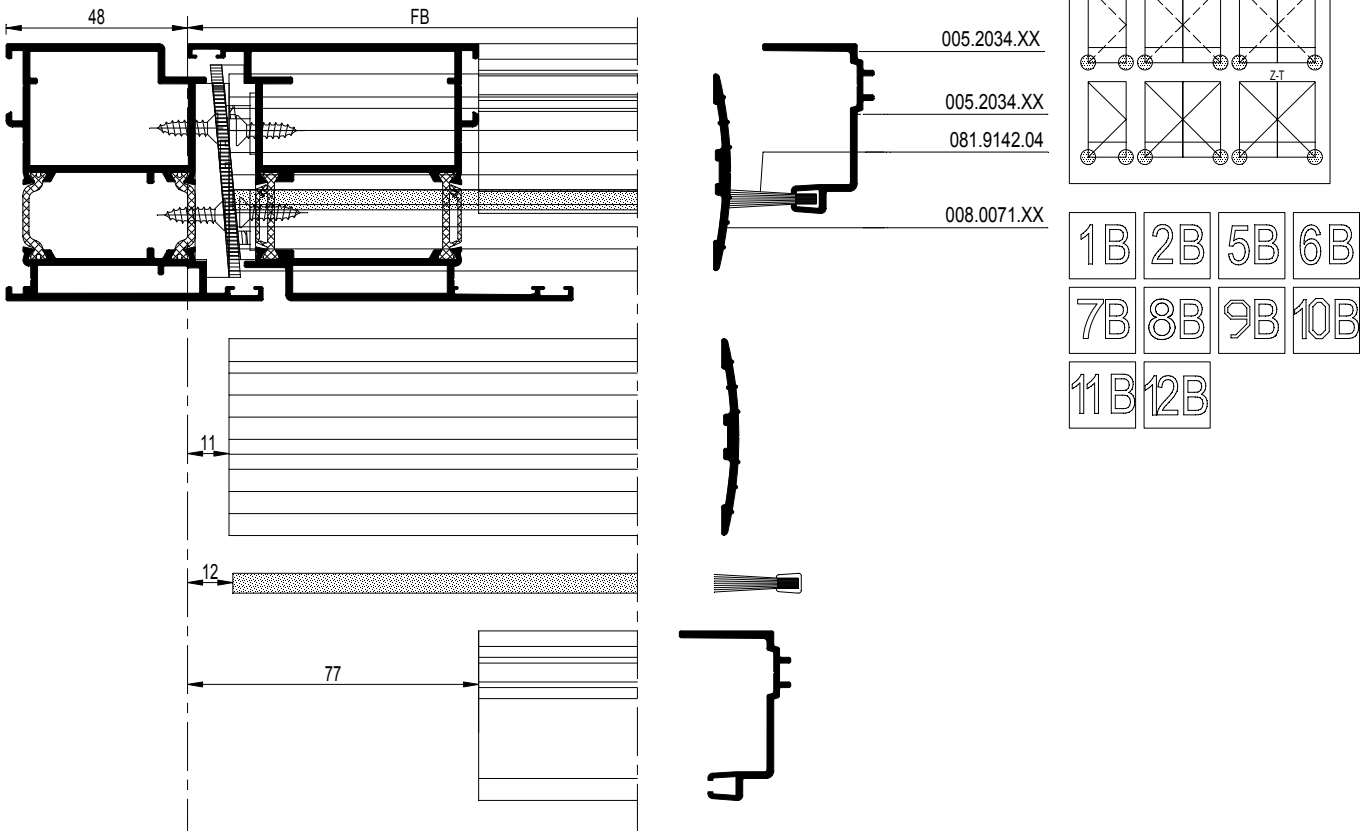

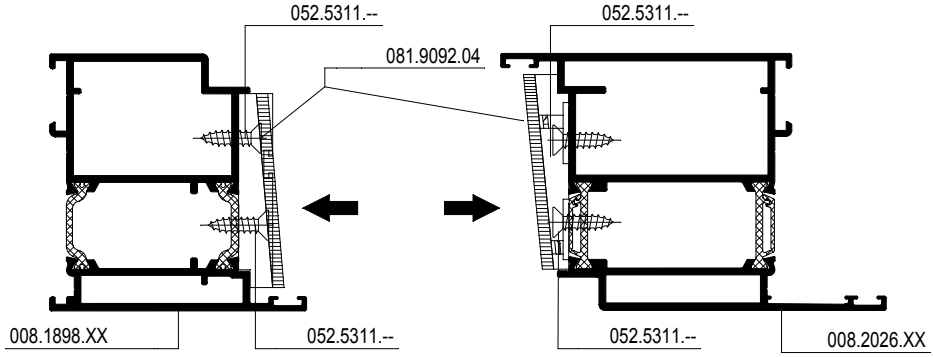

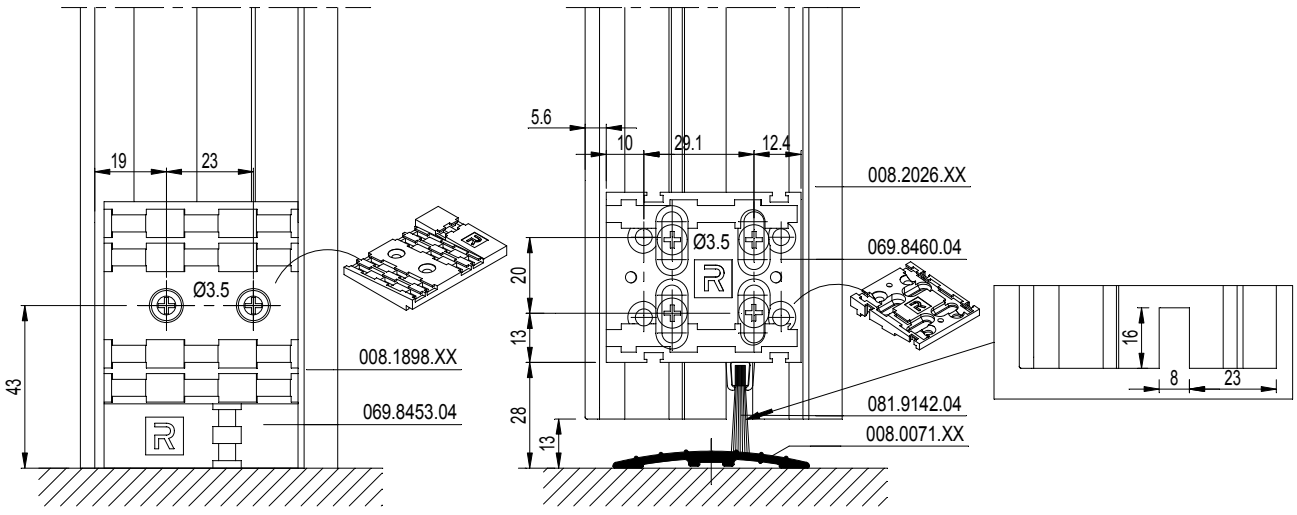

D0075269

CS 77

DEUR MET BORSTELAFSLUITING
JOINT-BROSSE PORTES
BRUSH DOORS
BUERSTENDICHTUNG TUEREN

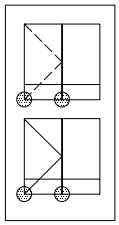

3B 4B

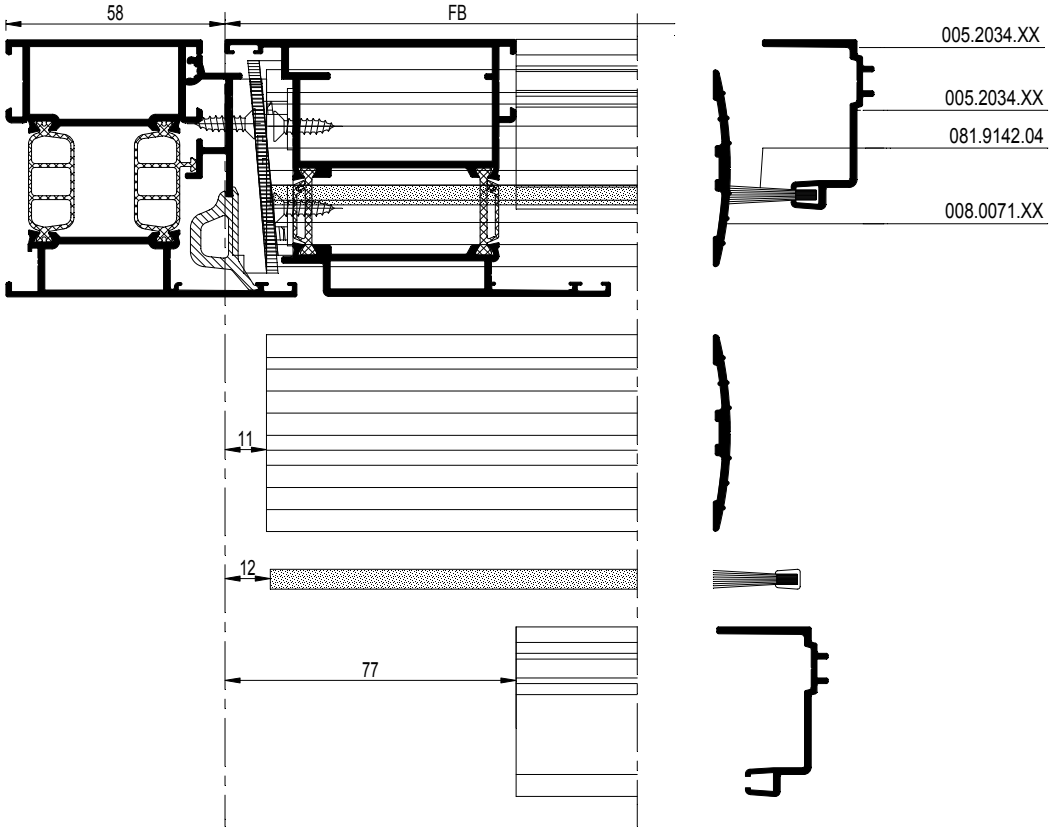

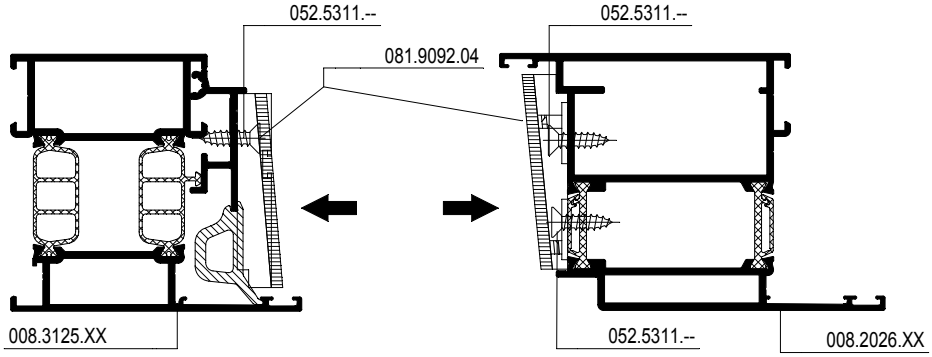

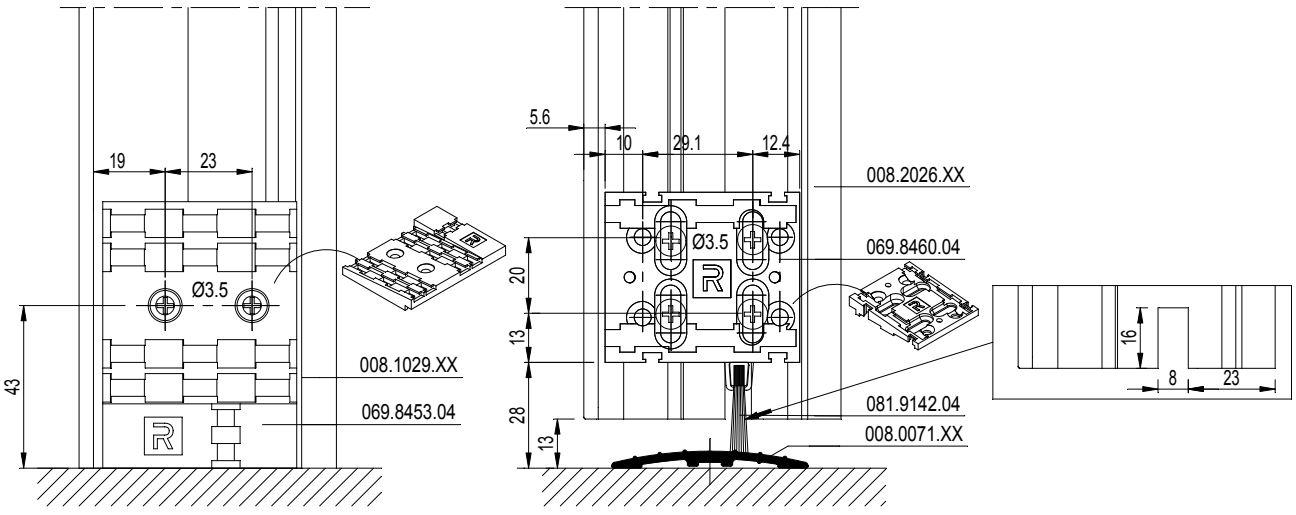

D0075269

CS 77

STOLPDEUR MET BORSTELAFSLUITING
JOINT-BROSSE PORTE DOUBLE
DOUBLE CASEMENT DOOR WITH BRUSH
STULPFLUEGELTUER MIT BUERSTENDICHTUNG

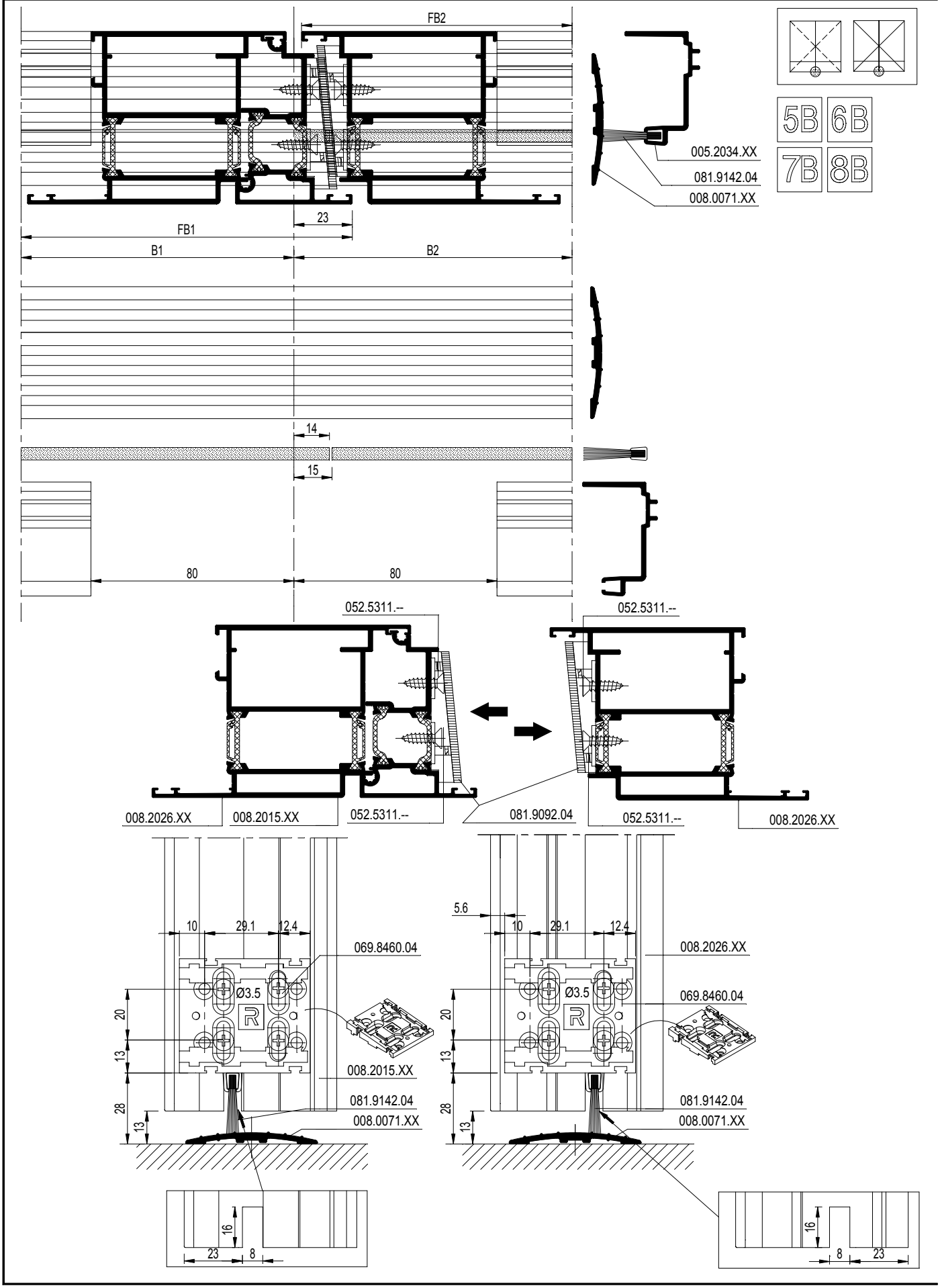

D0075271

CS 77

Z-T DEUR MET BORSTELAFSLUITING
JOINT-BROSSE PORTE Z-T
Z-T DOOR WITH BRUSH
Z-T TUER MIT BUERSTENDICHTUNG

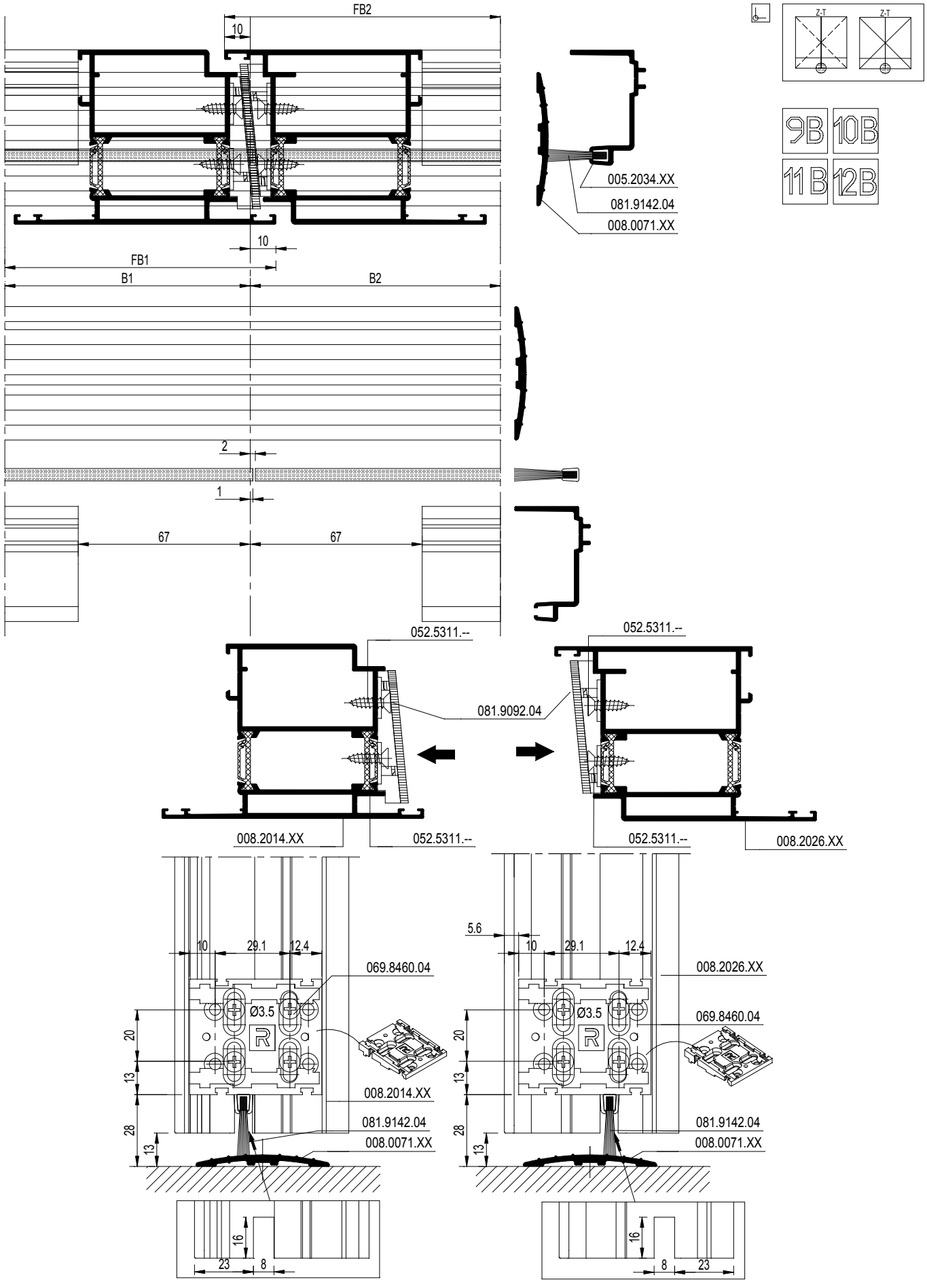

D0075271

CS 77

DEUR BINNENDR. MET DUBBELE AANSLAGDICHTING
PORTE AVEC DOUBLE JOINT DE BUTEE OUVR. VERS L'INT.
DOOR INWARD OPENING WITH DOUBLE WEATHER STRIP
TUER INNEN OEFFN. MIT DOPPELANSCHLAGDICHTUNG

REYNAERS aluminium

D0075396

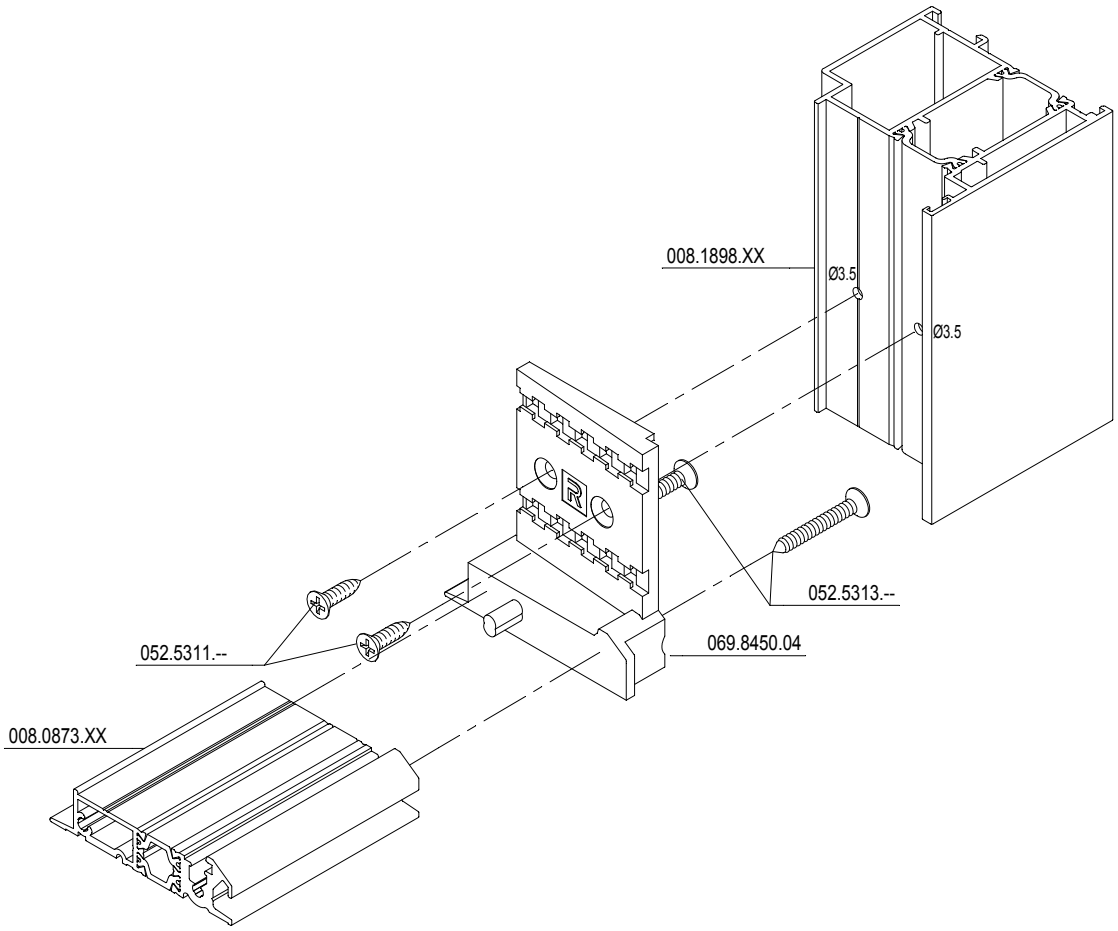

schaal - échelle
scale - Maßstab
1/2

D0075396

CS 77

DEUR BINNENDR. MET DUBBELE AANSLAGDICHTING
PORTE AVEC DOUBLE JOINT DE BUTEE OUVR. VERS L'INT.
DOOR INWARD OPENING WITH DOUBLE WEATHER STRIP
TUER INNEN OEFFN. MIT DOPPELANSCHLAGDICHTUNG

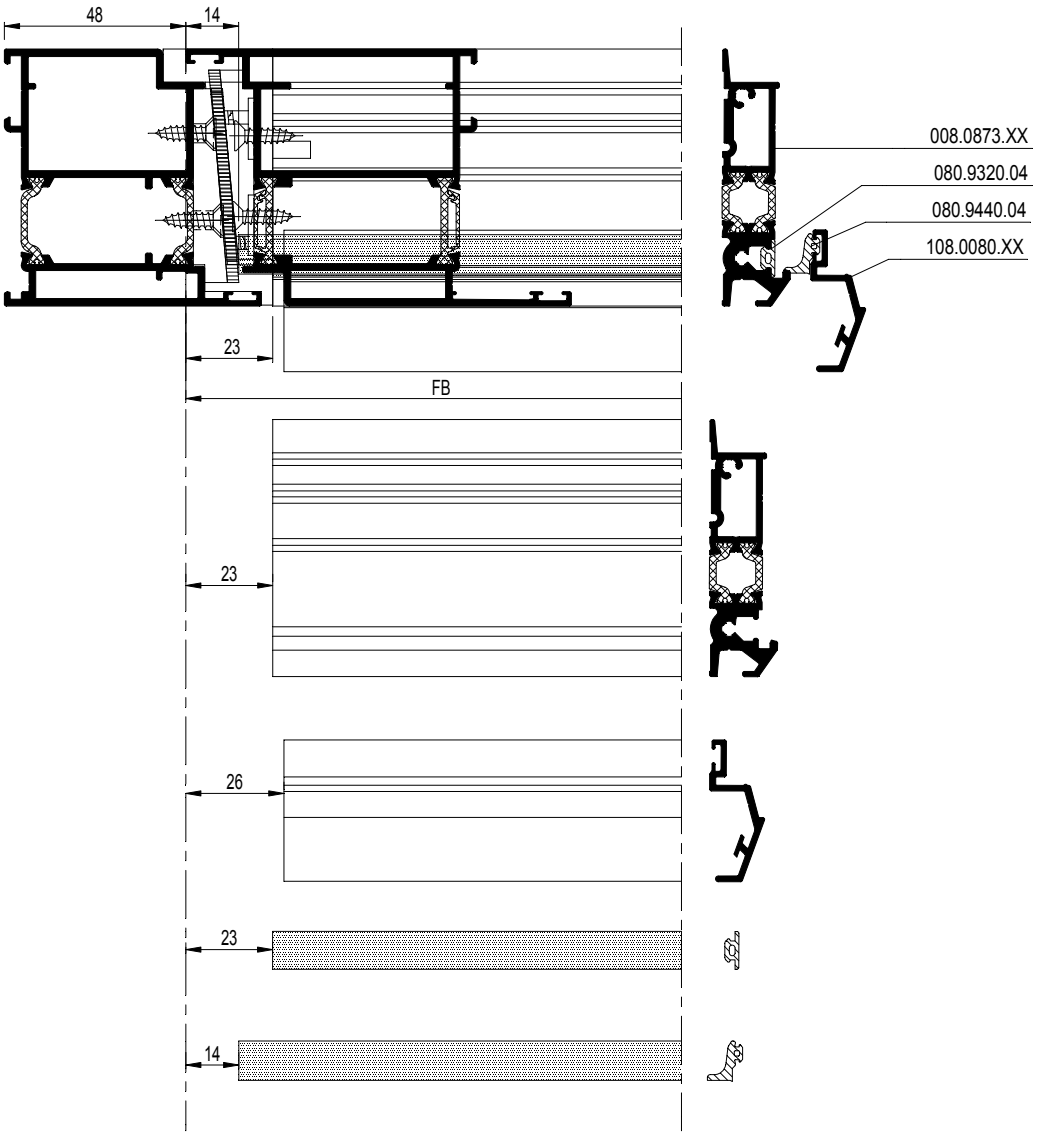

schaal - échelle
scale - Maßstab
1/2

D0075395

CS 77

DEUR BINNENDR. MET DUBBELE AANSLAGDICHTING
PORTE AVEC DOUBLE JOINT DE BUTEE OUVR. VERS L'INT.
DOOR INWARD OPENING WITH DOUBLE WEATHER STRIP
TUER INNEN OEFFN. MIT DOPPELANSCHLAGDICHTUNG

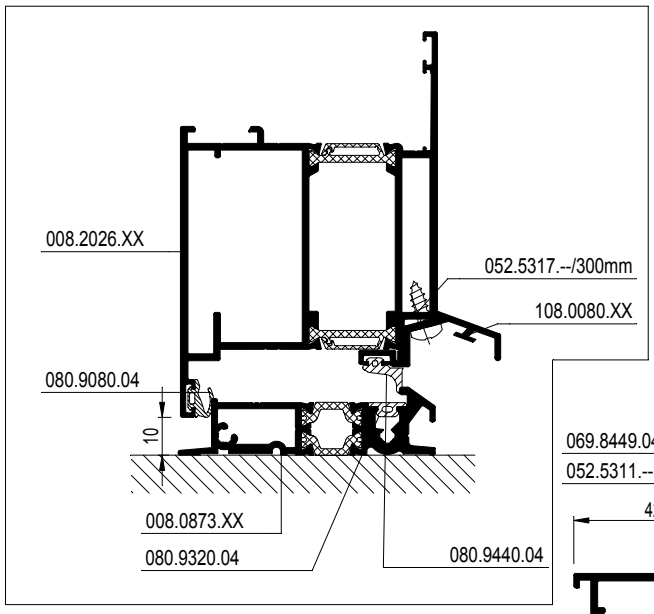

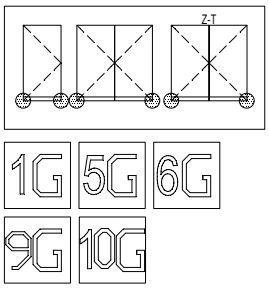

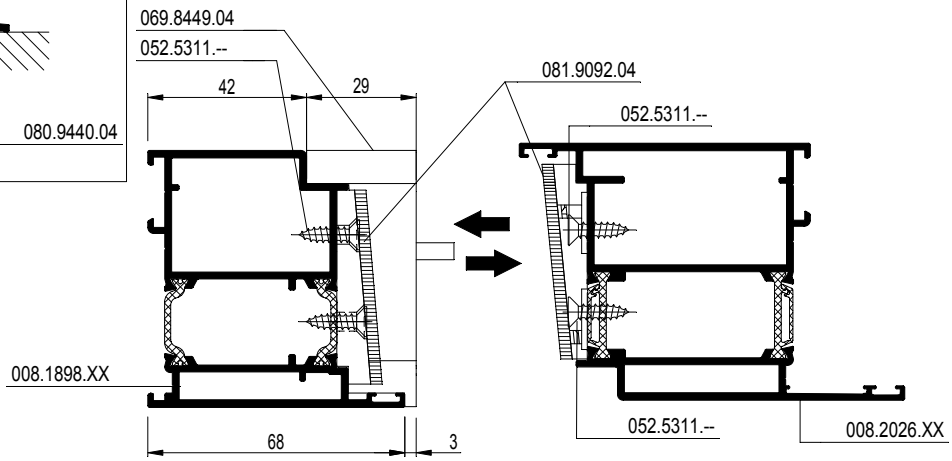

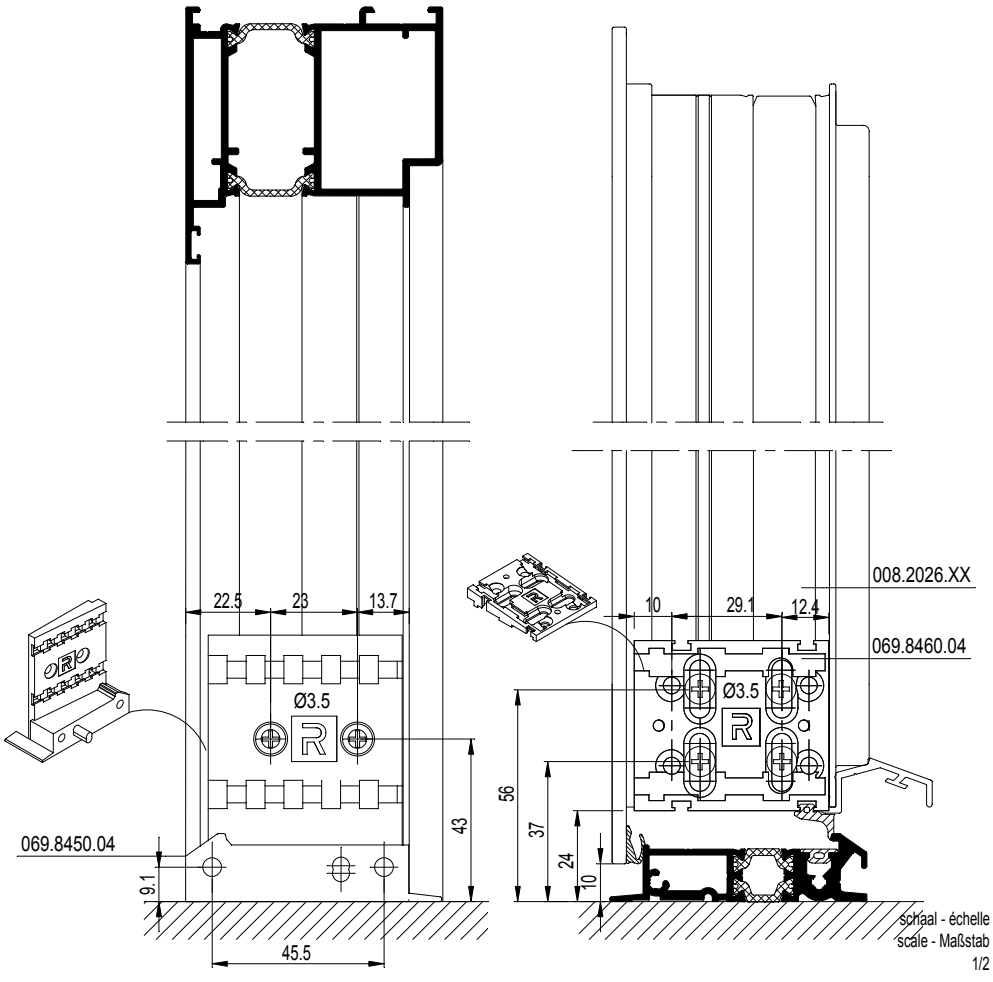

schaal - échelle
scale - Maßstab
1/2

D0075395

CS 77

DEUR BINNENDR. MET DUBBELE AANSLAGDICHTING
PORTE AVEC DOUBLE JOINT DE BUTEE OUVR. VERS L'INT.
DOOR INWARD OPENING WITH DOUBLE WEATHER STRIP
TUER INNEN OEFFN. MIT DOPPELANSCHLAGDICHTUNG

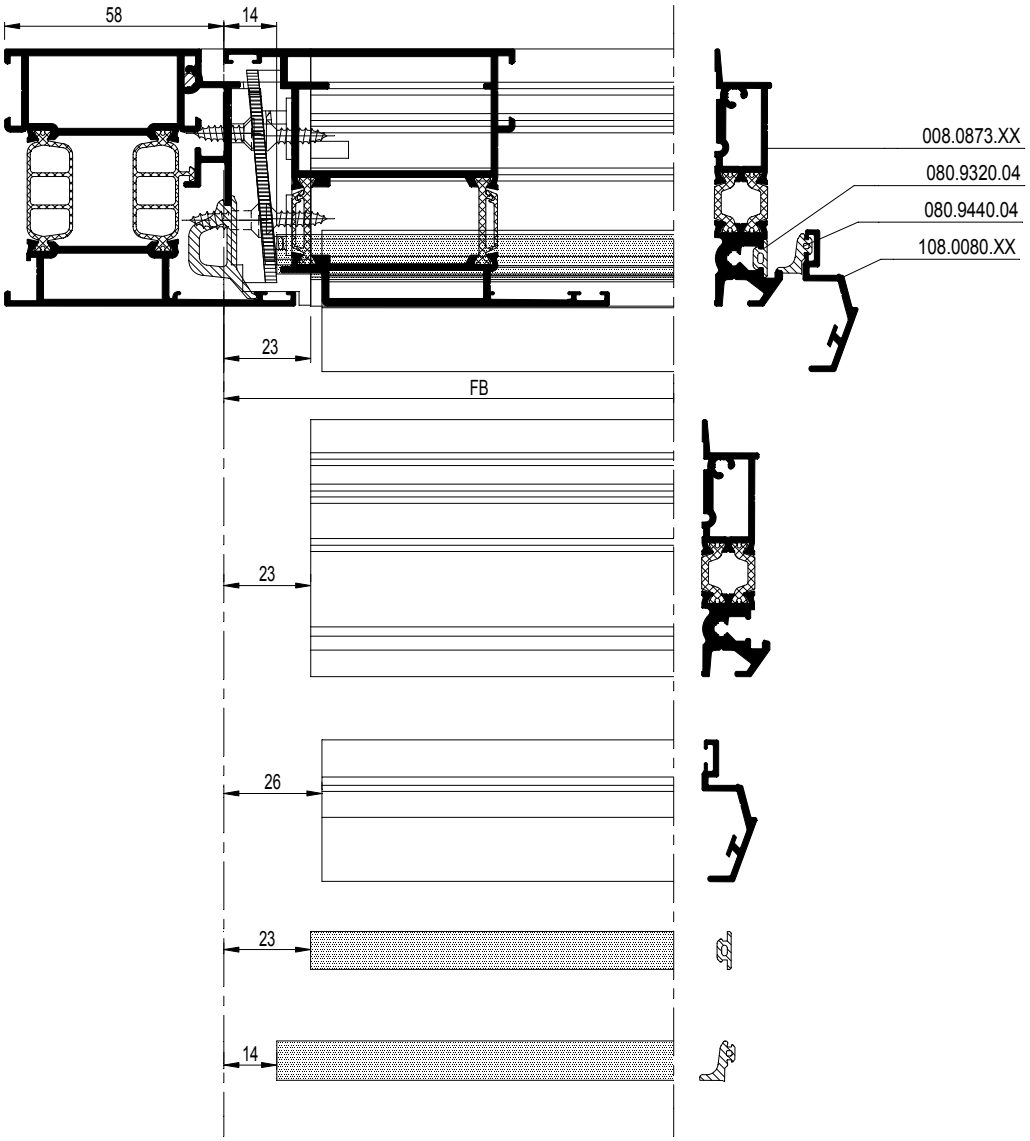

schaal - échelle
scale - Maßstab
1/2

D0078471

CS 77

DEUR BINNENDR. MET DUBBELE AANSLAGDICHTING
PORTE AVEC DOUBLE JOINT DE BUTEE OUVR. VERS L'INT.
DOOR INWARD OPENING WITH DOUBLE WEATHER STRIP
TUER INNEN OEFFN. MIT DOPPELANSCHLAGDICHTUNG

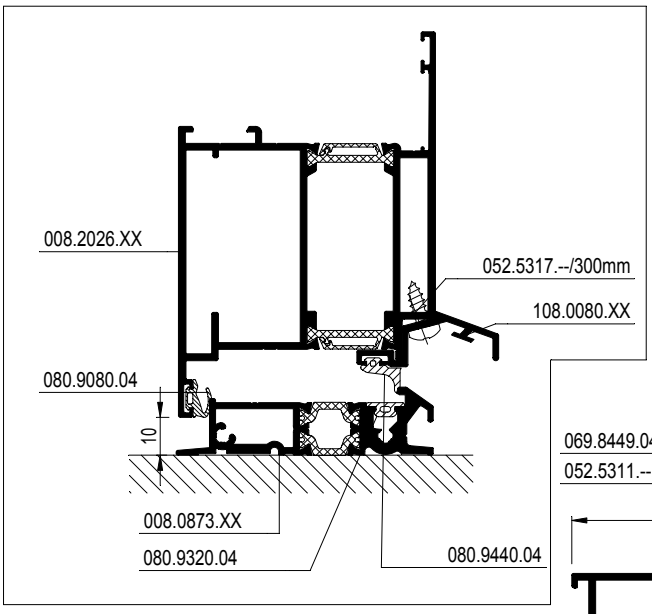

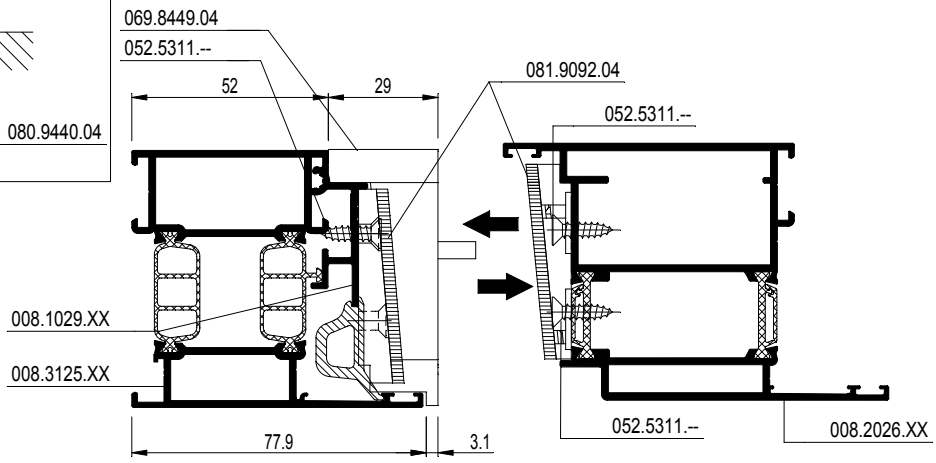

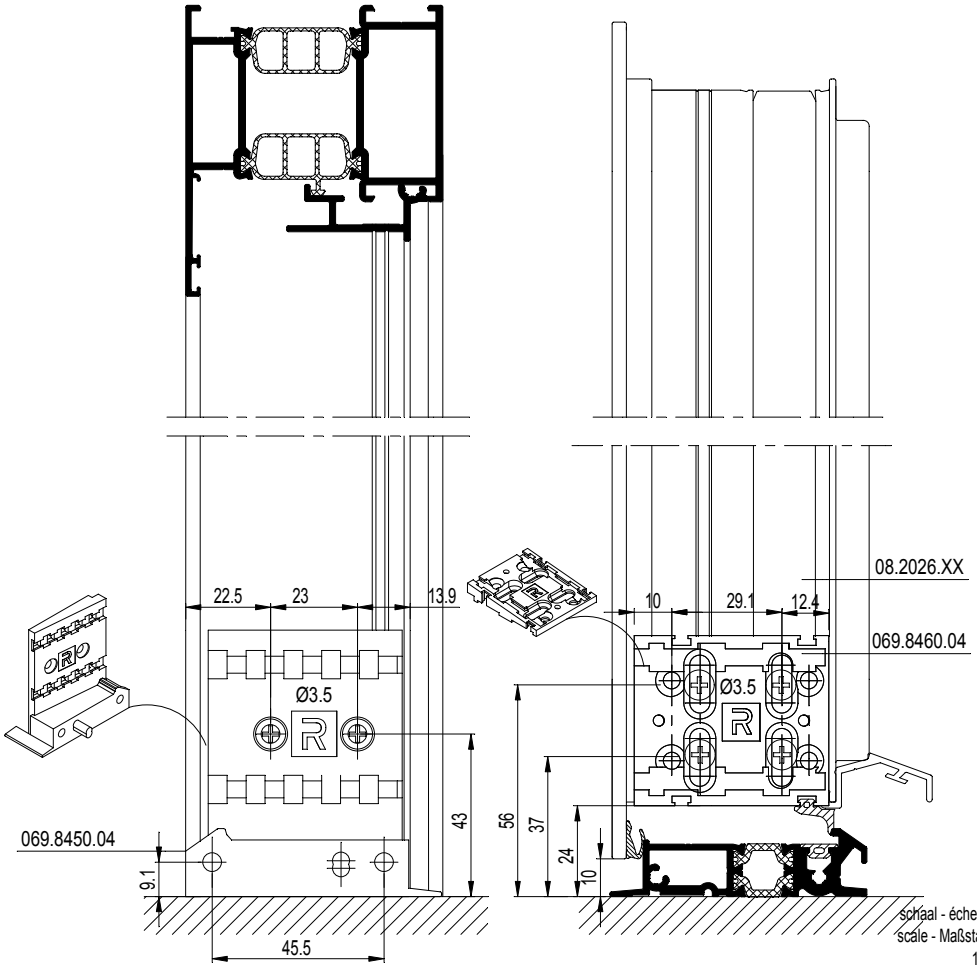

schaal - échelle
scale - Maßstab
1/2

D0078471

CS 77

STOLPDEUR BINNENDR. MET DUBBELE AANSLAGD.
PORTE DOUBLE AVEC D. JOINT DE BUTEE OUVR. V. L'INT.
DOUBLE CASEM. D. INW. OPEN. WITH DOUB. WEATHER STRIP
STULPFL.TUER IN. OEFFN. MIT DOPPELANSCHLAGDICHTUNG

REYNAERS aluminium

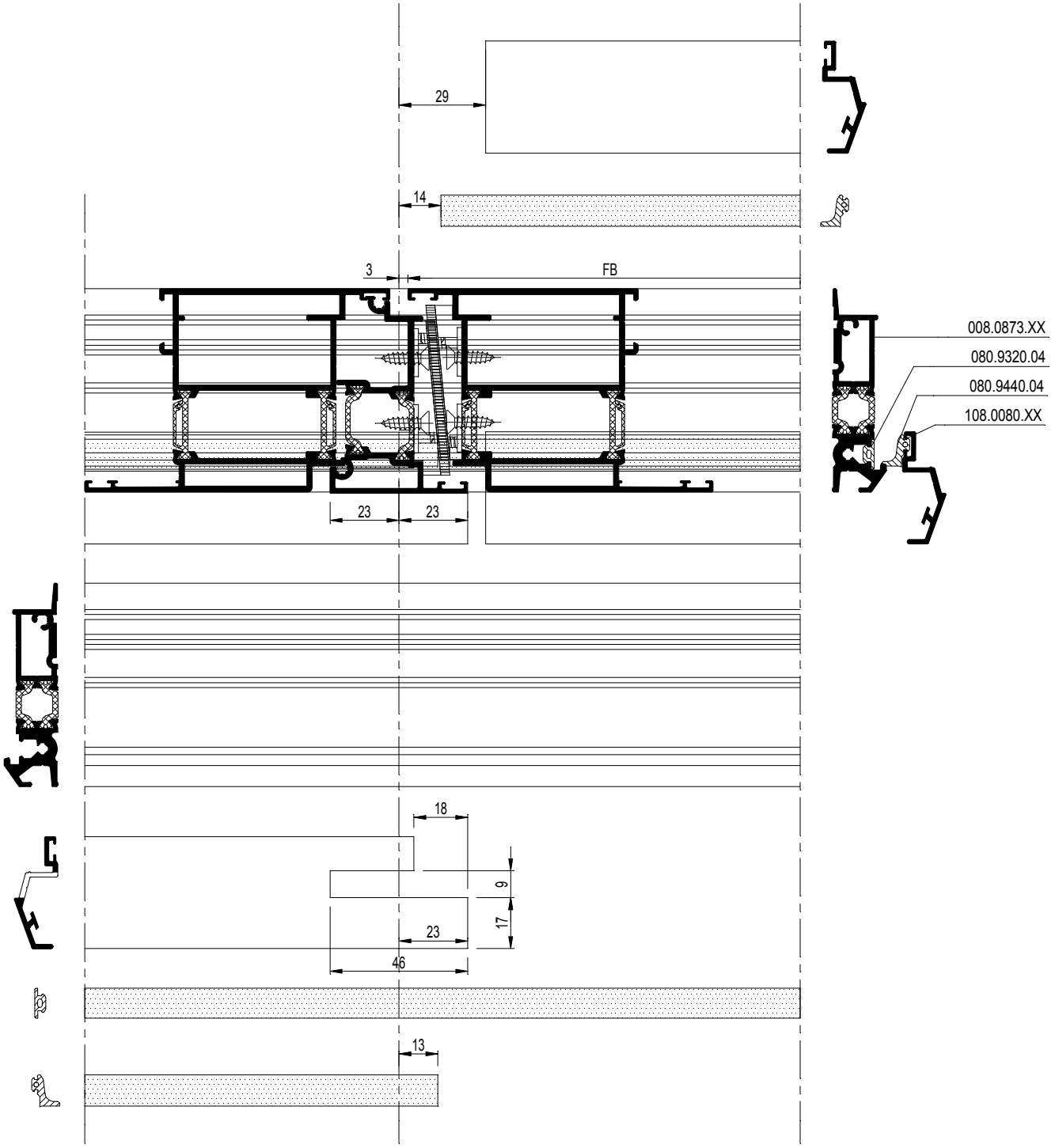

schaal - échelle
scale - Maßstab
1/2

D0075398

CS 77

STOLPDEUR BINNENDR. MET DUBBELE AANSLAGD.
PORTE DOUBLE AVEC D. JOINT DE BUTEE OUVR. V. L'INT.
DOUBLE CASEM. D. INW. OPEN. WITH DOUB. WEATHER STRIP
STULPFL.TUER IN. OEFFN. MIT DOPPELANSCHLAGDICHTUNG

REYNAERS aluminium

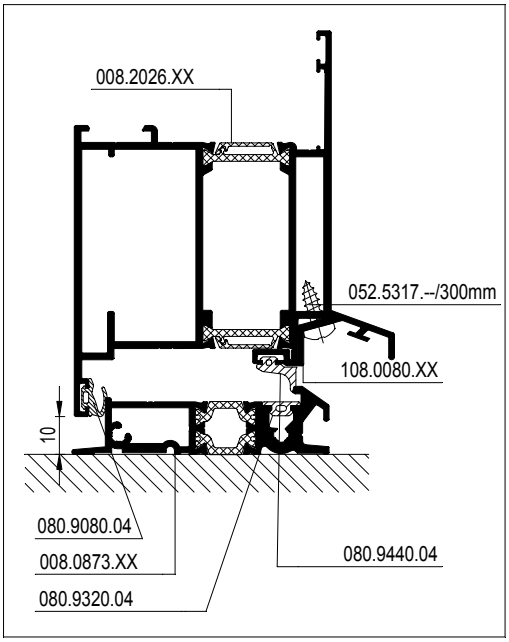

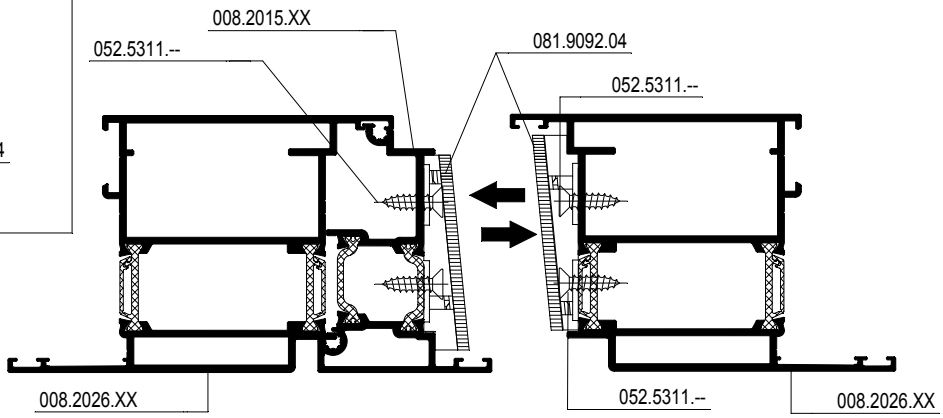

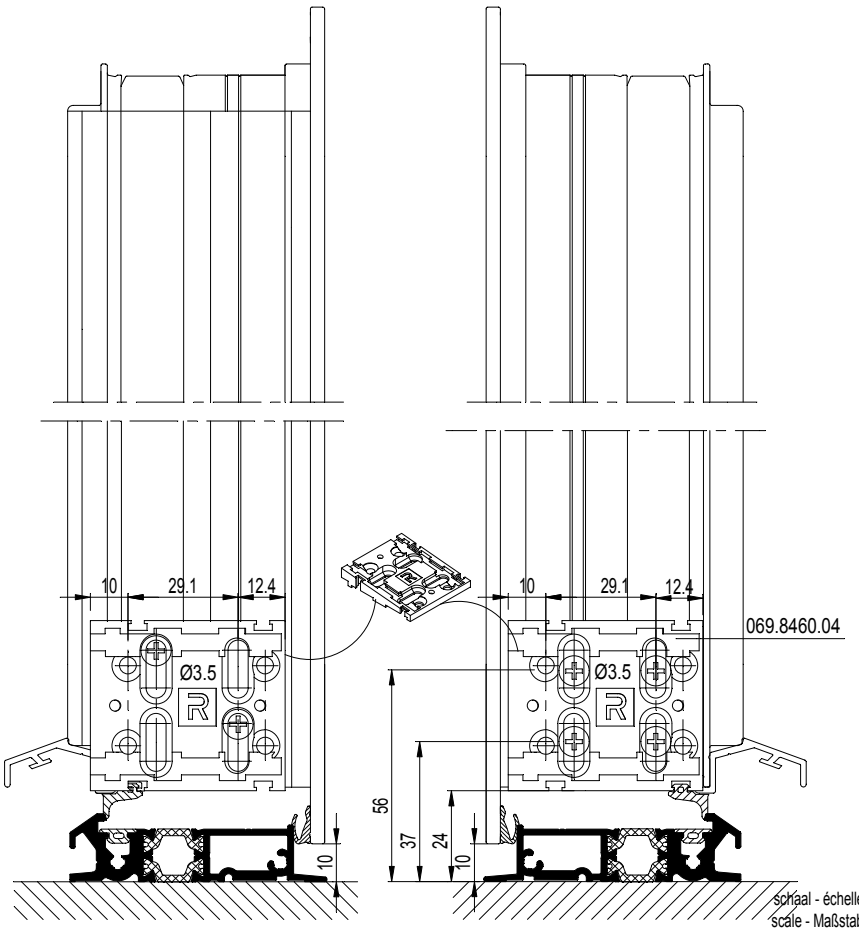

schaal - échelle
scale - Maßstab
1/2

D0075398

CS 77

Z-T DEUR BINNENDR. MET DUBBELE AANSLAGDICHTING
PORTE Z-T DOUB0 JOINT DE BUTEE OUVR. VERS L'INT.
Z-T DOOR INWARD OPENING WITH DOUBLE WEATHER STRIP
Z-T TUER IN. OEFFN. MIT DOPPELANSCHLAGDICHTUNG

REYNAERS aluminium

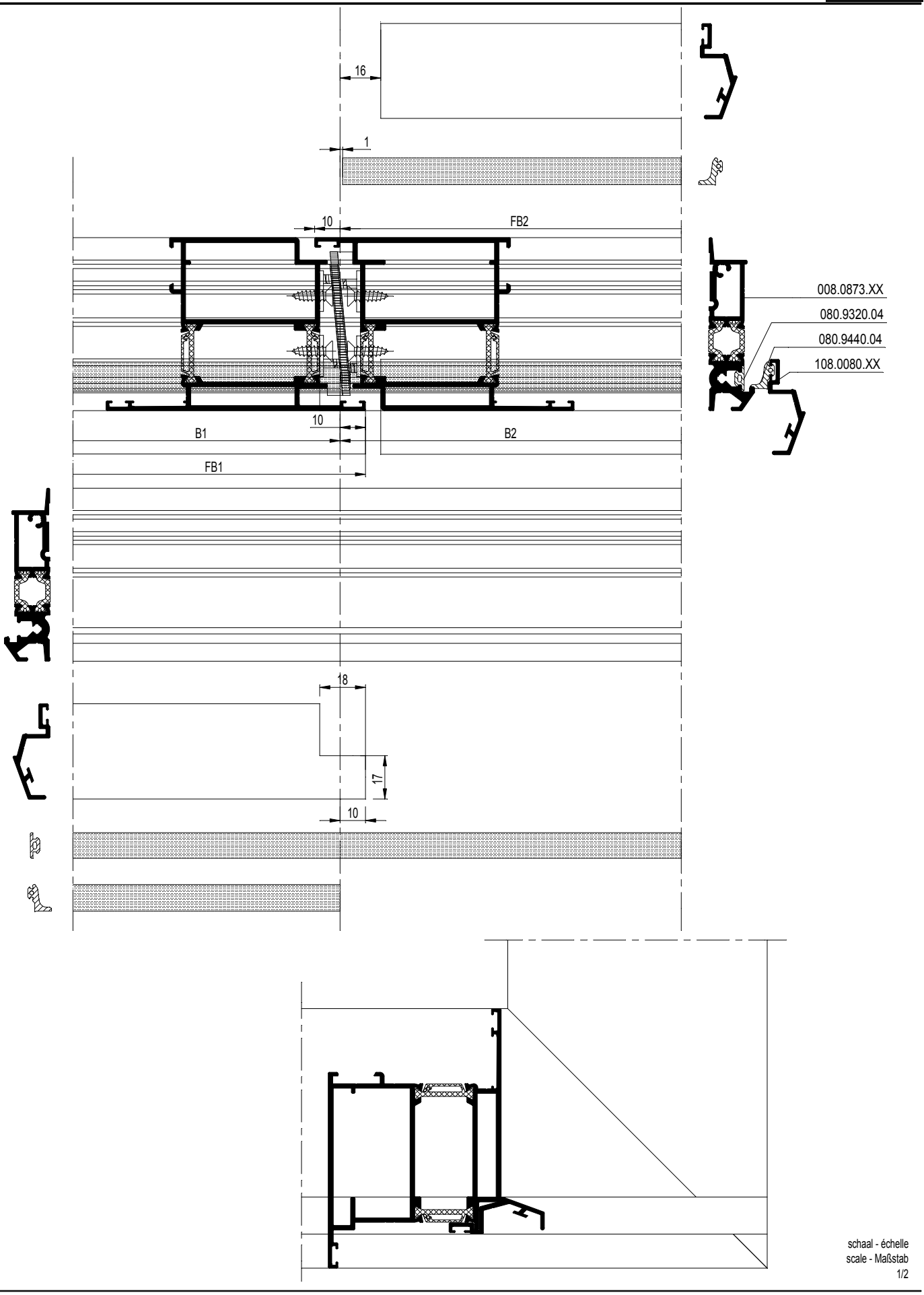

schaal - échelle
scale - Maßstab
1/2

D0075399

Montagetekeningen
Fabrication et montage
Assembly drawings
Montagezeichnungen

CS 77

Z-T DEUR BINNENDR. MET DUBBELE AANSLAGDICHTING
PORTE Z-T DOUB0 JOINT DE BUTEE OUVR. VERS L'INT.
Z-T DOOR INWARD OPENING WITH DOUBLE WEATHER STRIP
Z-T TUER IN. OEFFN. MIT DOPPELANSCHLAGDICHTUNG

REYNAERS aluminium

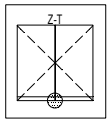

9G 10G

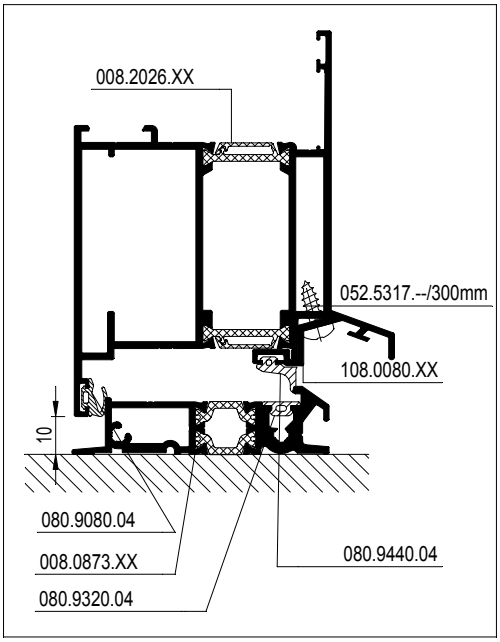

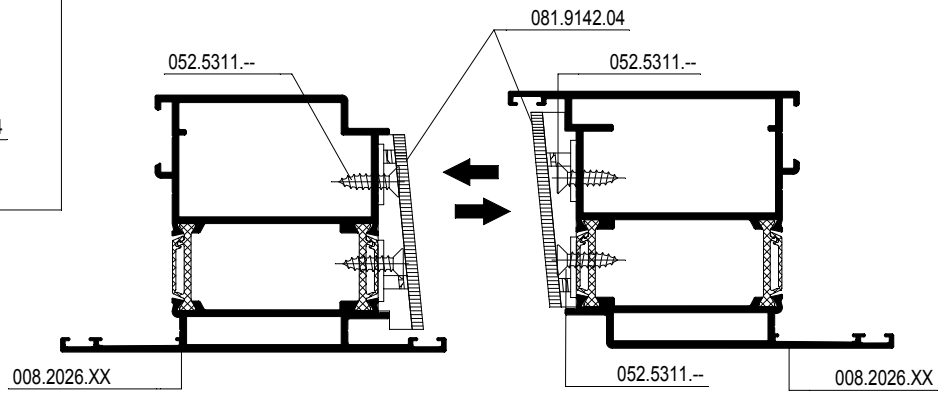

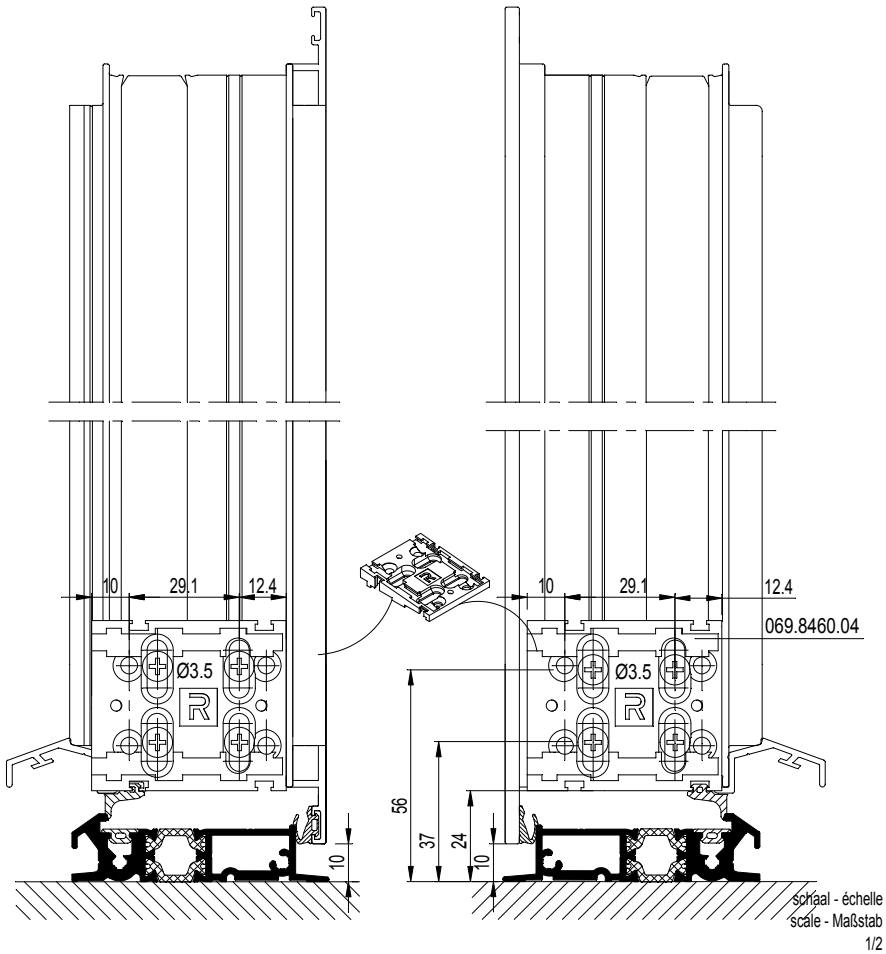

schaal - échelle
scale - Maßstab
1/2

D0075399

CS 77

DEUR BUITENDR. MET DUBBELE AANSLAGDICHTING
PORTE DOUBLE JOINT DE BUTEE OUVR. VERS L'EXT.
DOOR OUTW. OPENING WITH DOUBLE WEATHER STRIP
TUER NACH AUSSEN OEFFN. MIT DOPPELANSCHLAGDICHTUNG

REYNAERS aluminium

D0075279

CS 77

DEUR BUITENDR. MET DUBBELE AANSLAGDICHTING
PORTE DOUBLE JOINT DE BUTEE OUVR. VERS L'EXT.
DOOR OUTW. OPENING WITH DOUBLE WEATHER STRIP
TUER NACH AUSSEN OEFFN. MIT DOPPELANSCHLAGDICHTUNG

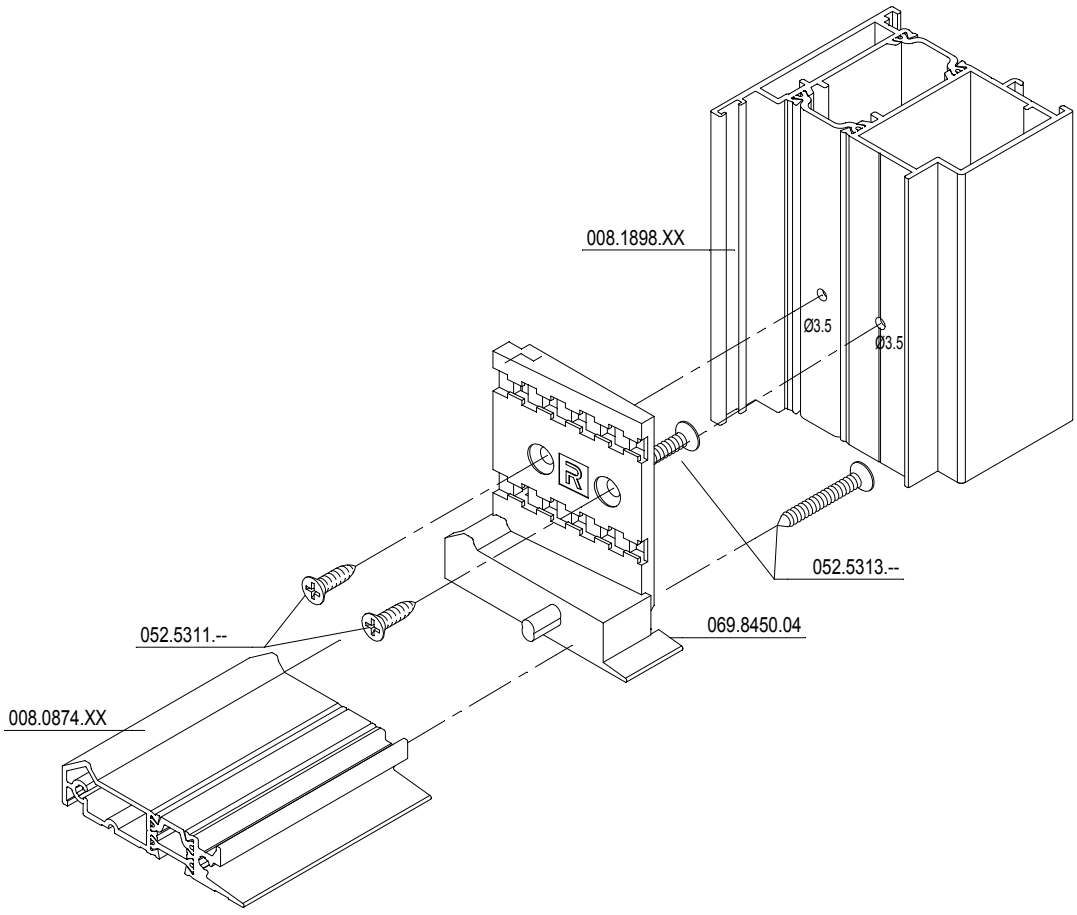

schaal - échelle
scale - Maßstab
1/2

D0075279

CS 77

DEUR BUITENDR. MET DUBBELE AANSLAGDICHTING
PORTE DOUBLE JOINT DE BUTEE OUVR. VERS L'EXT.
DOOR OUTW. OPENING WITH DOUBLE WEATHER STRIP
TUER NACH AUSSEN OEFFN. MIT DOPPELANSCHLAGDICHTUNG

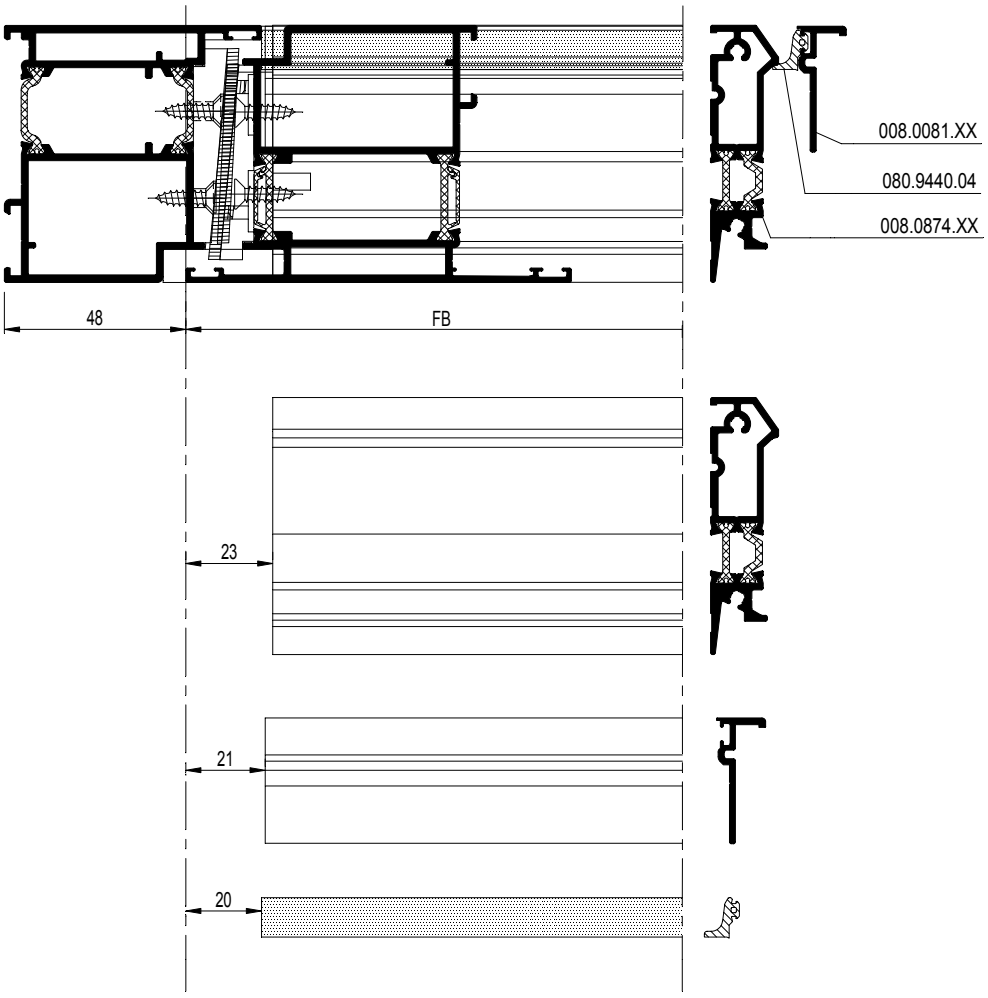

schaal - échelle
scale - Maßstab
1/2

D0075278

CS 77

DEUR BUITENDR. MET DUBBELE AANSLAGDICHTING
PORTE DOUBLE JOINT DE BUTEE OUVR. VERS L'EXT.
DOOR OUTW. OPENING WITH DOUBLE WEATHER STRIP
TUER NACH AUSSEN OEFFN. MIT DOPPELANSCHLAGDICHTUNG

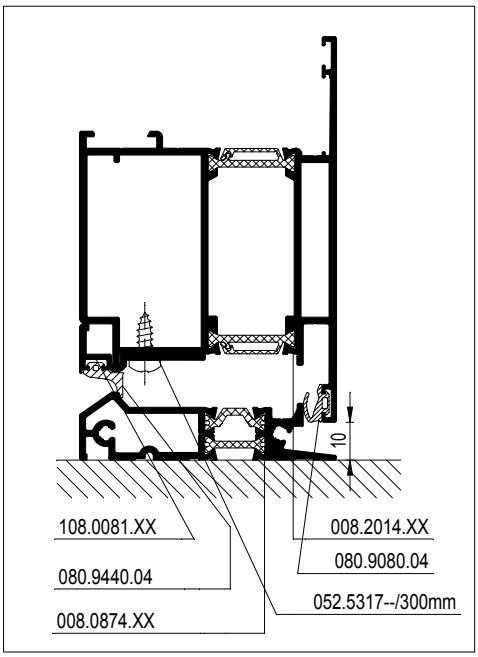

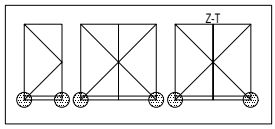

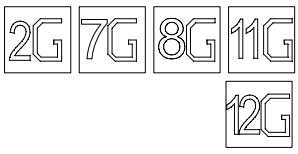

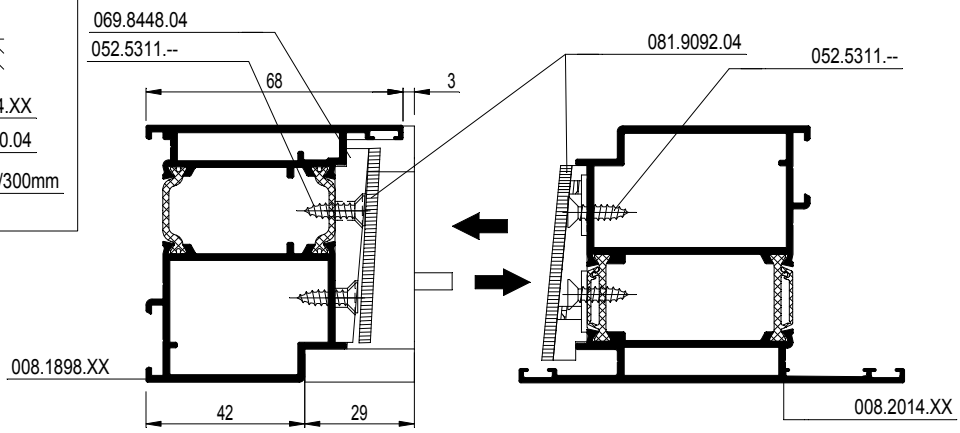

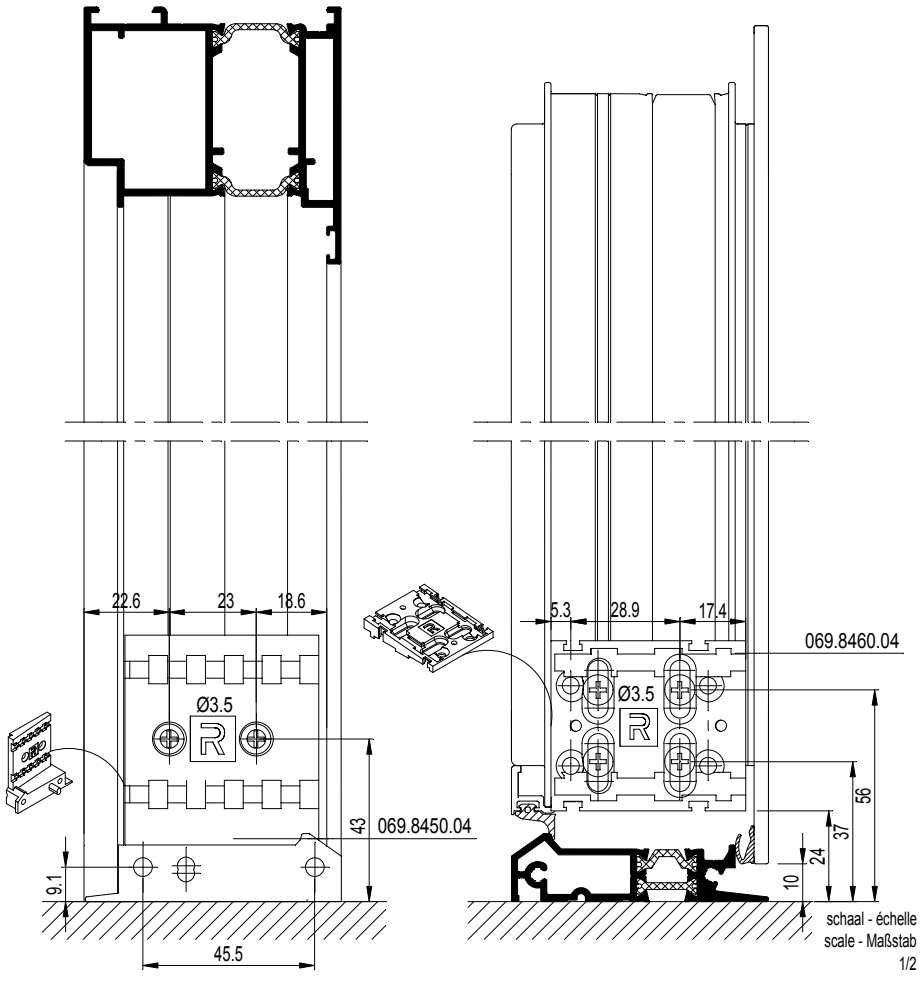

D0075278

CS 77

DEUR BUITENDR. MET DUBBELE AANSLAGDICHTING
PORTE DOUBLE JOINT DE BUTEE OUVR. VERS L'EXT.
DOOR OUTW. OPENING WITH DOUBLE WEATHER STRIP
TUER NACH AUSSEN OEFFN. MIT DOPPELANSCHLAGDICHTUNG

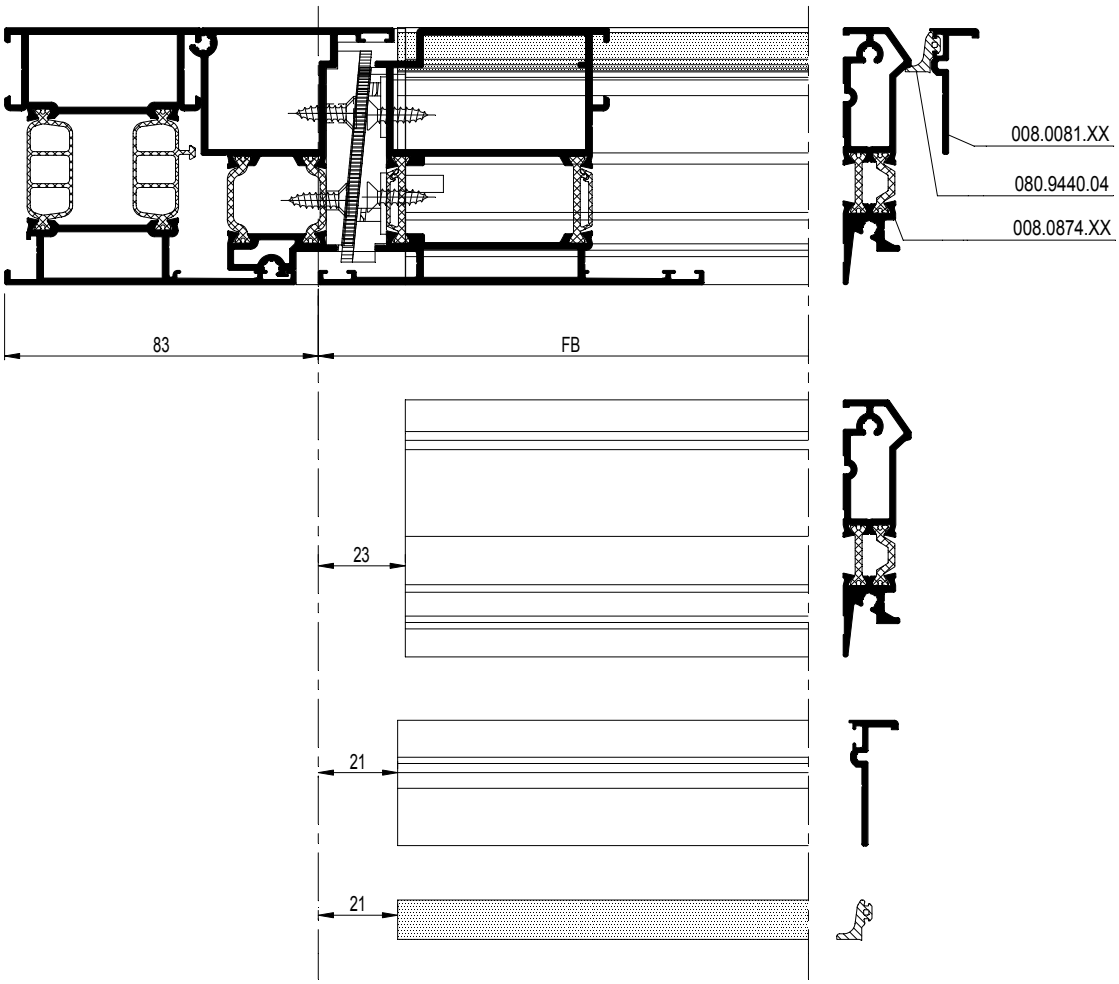

schaal - échelle
scale - Maßstab
1/2

D0078472

CS 77

DEUR BUITENDR. MET DUBBELE AANSLAGDICHTING
PORTE DOUBLE JOINT DE BUTEE OUVR. VERS L'EXT.
DOOR OUTWARD OPENING WITH DOUBLE WEATHER STRIP
TUER NACH AUSSEN OEFFN. MIT DOPPELANSCHLAGDICHTUNG

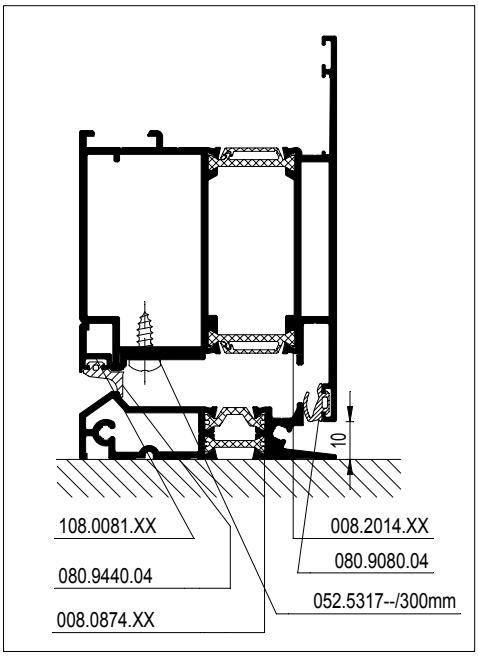

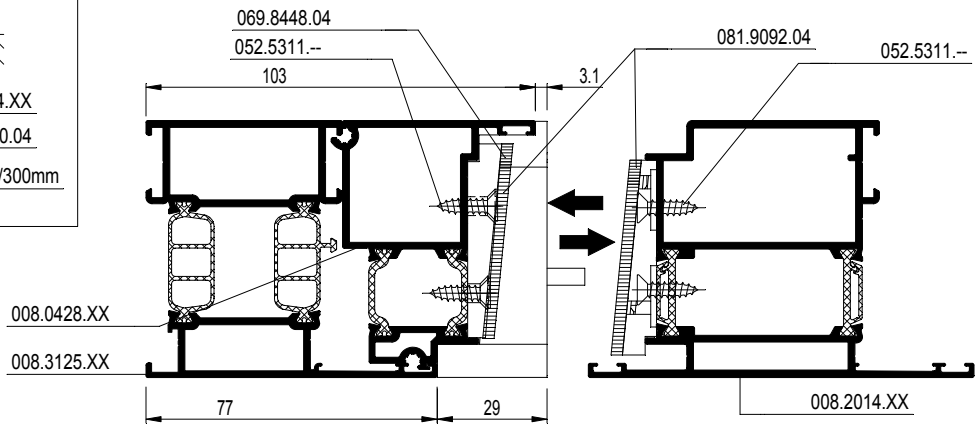

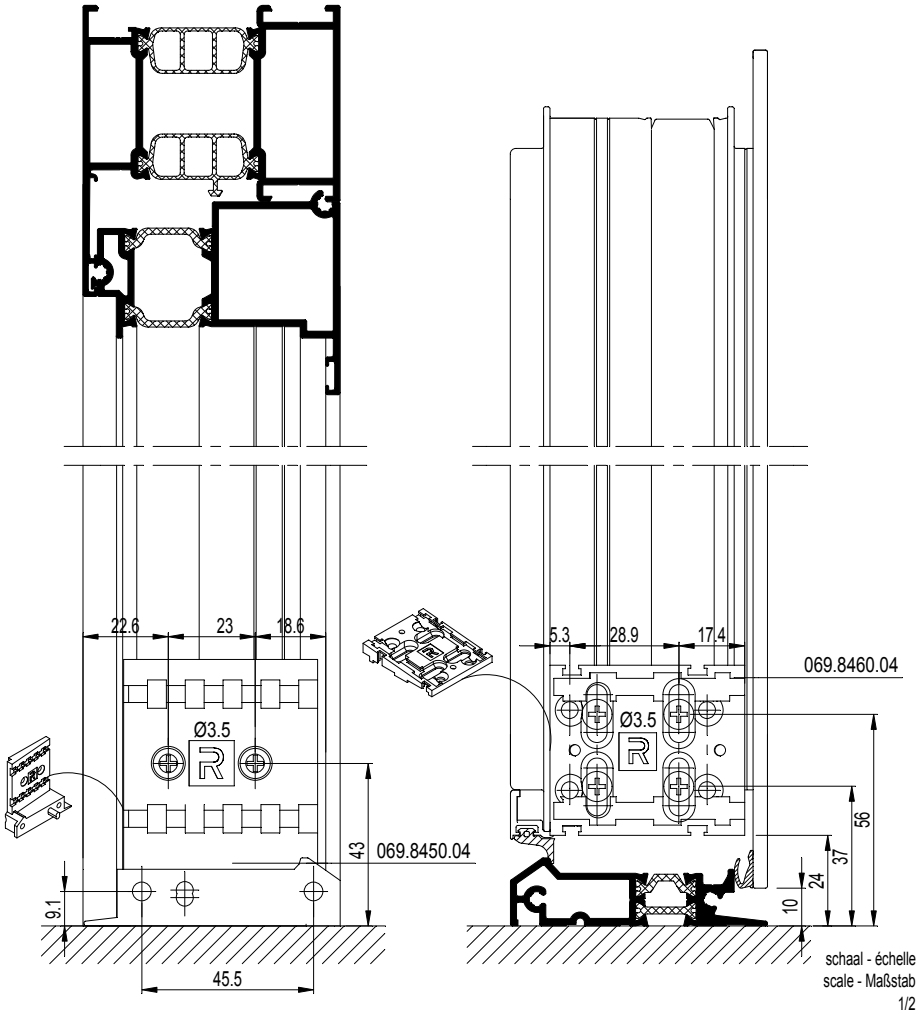

schaal - échelle
scale - Maßstab
1/2

D0078472

CS 77

STOLPDEUR BUITENDR. MET DUBBELE AANSLAGDICHTING
PORTE DOUB. AVEC DOUB. JOINT DE BUTEE OUVR. V. L'EXT.
DOUBLE CASEM. D. OUTW. OPEN. WITH DOUB. WEATHER STRIP
STULPFL.TUER AUSSEN OEFFN. MIT DOPPELANSCHLAGDICHT.

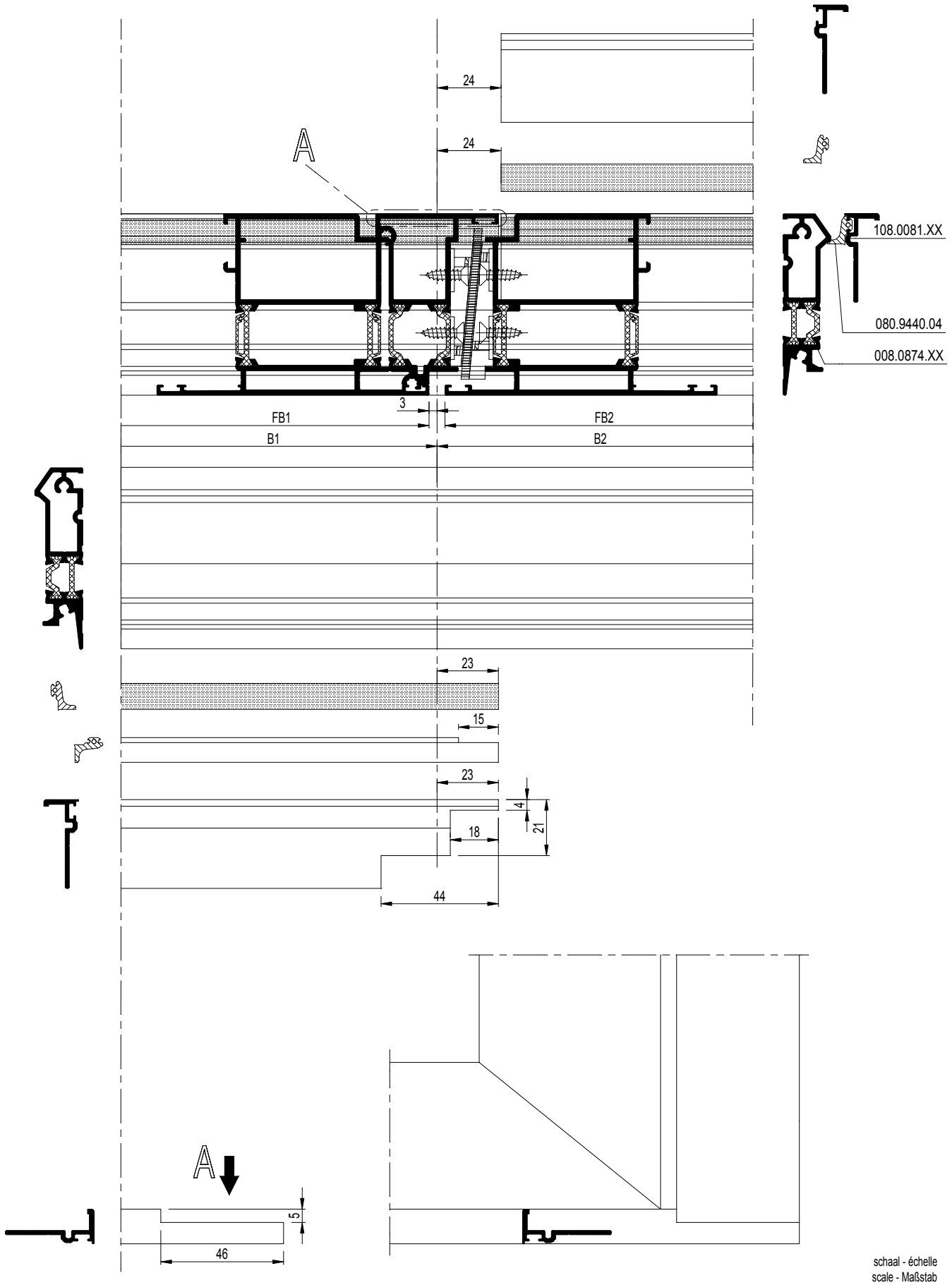

schaal - échelle
scale - Maßstab
1/2

D0075401

Montagetekeningen
Fabrication et montage
Assembly drawings
Montagezeichnungen

CS 77

STOLPDEUR BUITENDR. MET DUBBELE AANSLAGDICHTING
PORTE DOUB. AVEC DOUB. JOINT DE BUTEE OUVR. V. L'EXT.
DOUBLE CASEM. D. OUTW. OPEN. WITH DOUB. WEATHER STRIP
STULPFL.TUER AUSSEN OEFFN. MIT DOPPELANSCHLAGDICHT.

REYNAERS aluminium

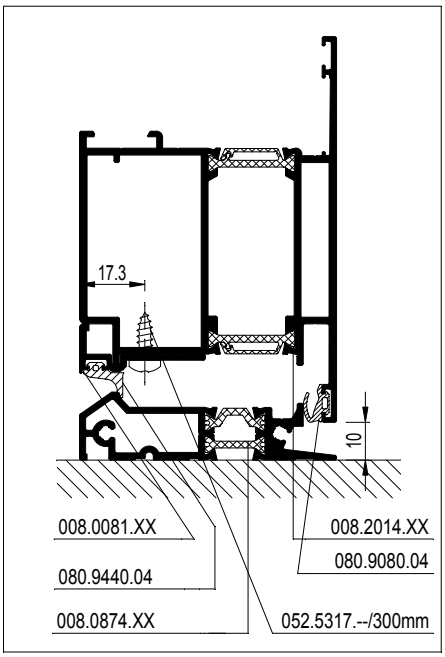

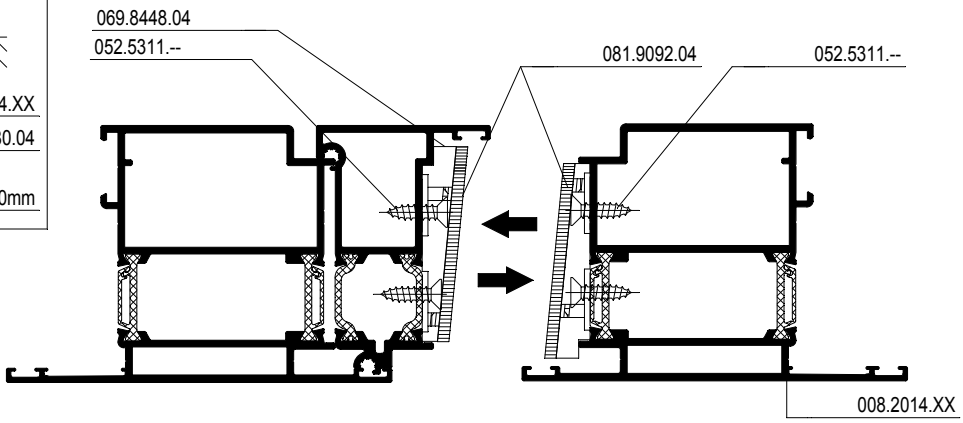

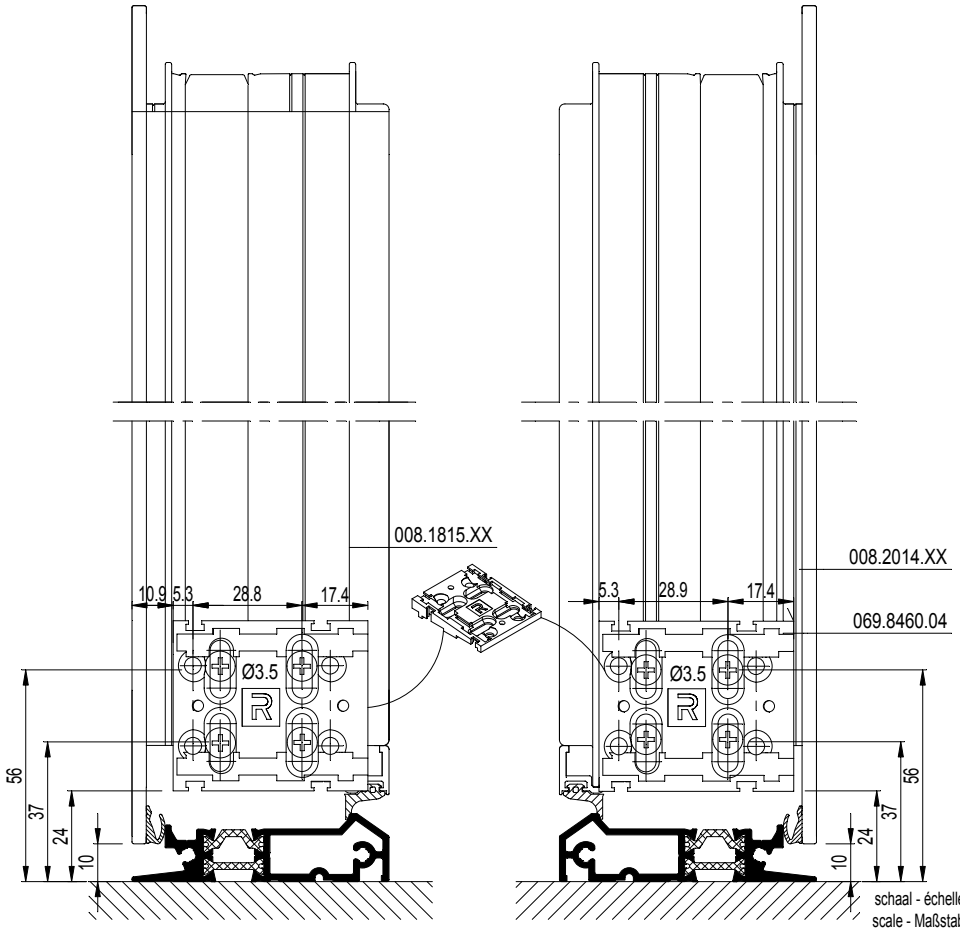

schaal - échelle
scale - Maßstab
1/2

D0075401

CS 77

Z-T DEUR BUITENDR. MET DUBBELE AANSLAGDICHTING
PORTE Z-T DOUBLE JOINT DE BUTEE OUVR. VERS L'EXT.
Z-T DOOR OUTW. OPEN. WITH DOUBLE WEATHER STRIP
Z-T TUER AUSSEN OEFFN. MIT DOPPELANSCHLAGDICHTUNG

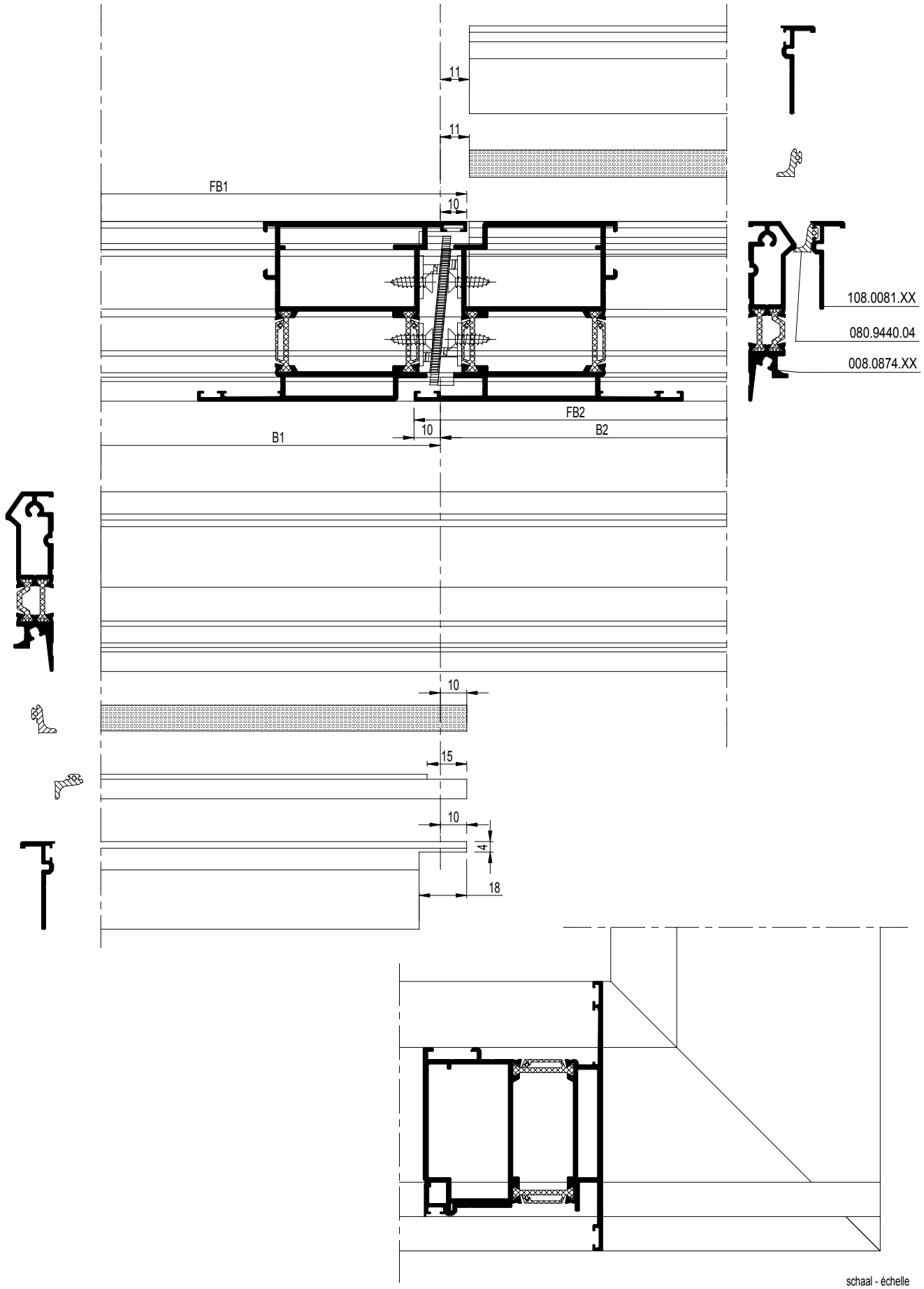

schaal - échelle
scale - Maßstab
1/2

D0075407

Montagetekeningen
Fabrication et montage
Assembly drawings
Montagezeichnungen

CS 77

Z-T DEUR BUITENDR. MET DUBBELE AANSLAGDICHTING
PORTE Z-T DOUBLE JOINT DE BUTEE OUVR. VERS L'EX.
Z-T DOOR OUTW. OPEN. WITH DOUBLE WEATHER STRIP
Z-T TUER AUSSEN OEFFN. MIT DOPPELANSCHLAGDICHTUNG

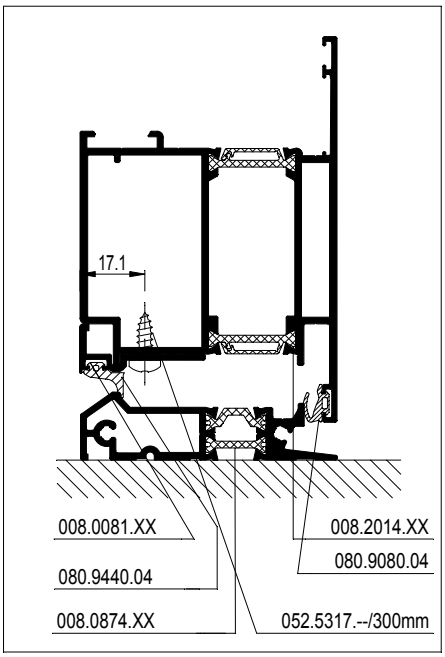

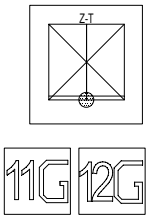

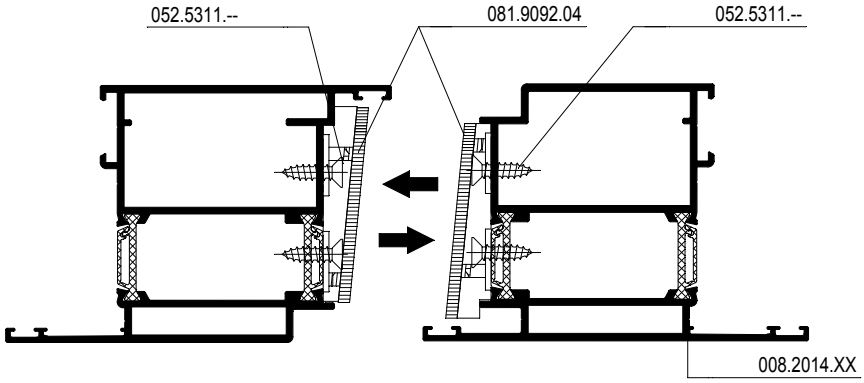

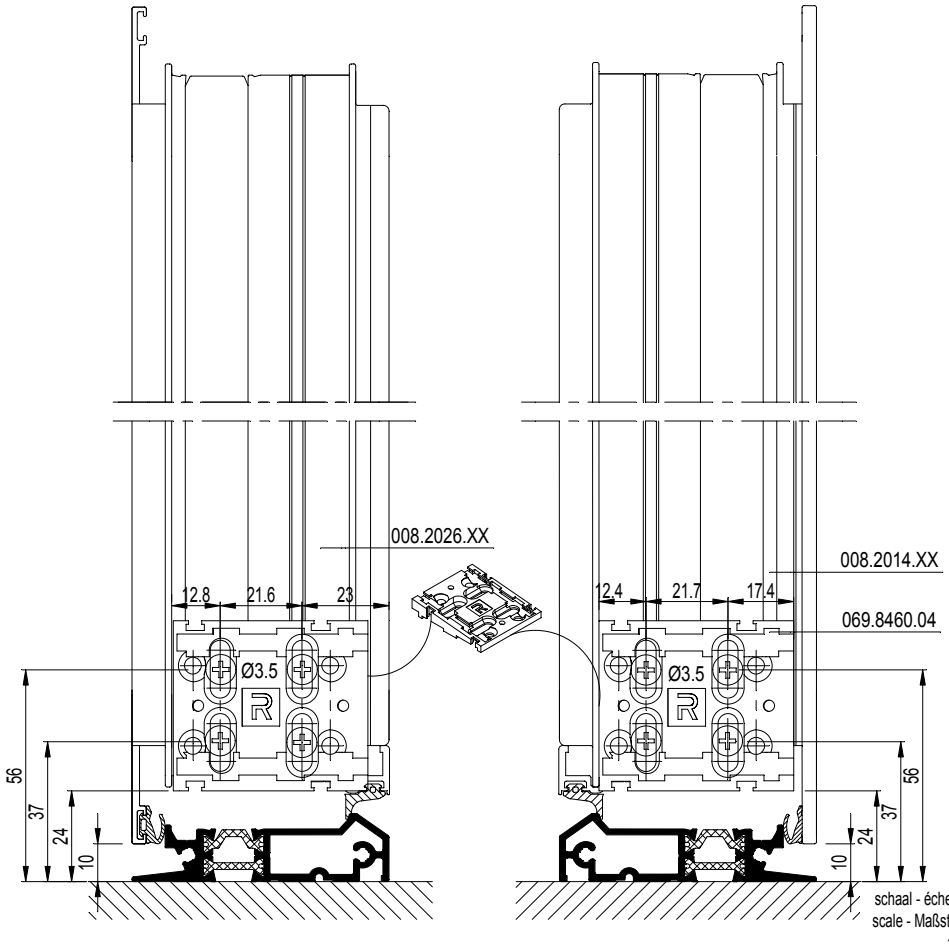

D0075407

CS 77

DEUR MET AUTOMATISCHE DEURDICHTING
PORTE AVEC FERMETURE DE PORTE AUTOMATIQUE
DOOR WITH AUTOMATIC DOOR LATCH
TUER MIT AUTOMATISCHER TUERDICHTUNG

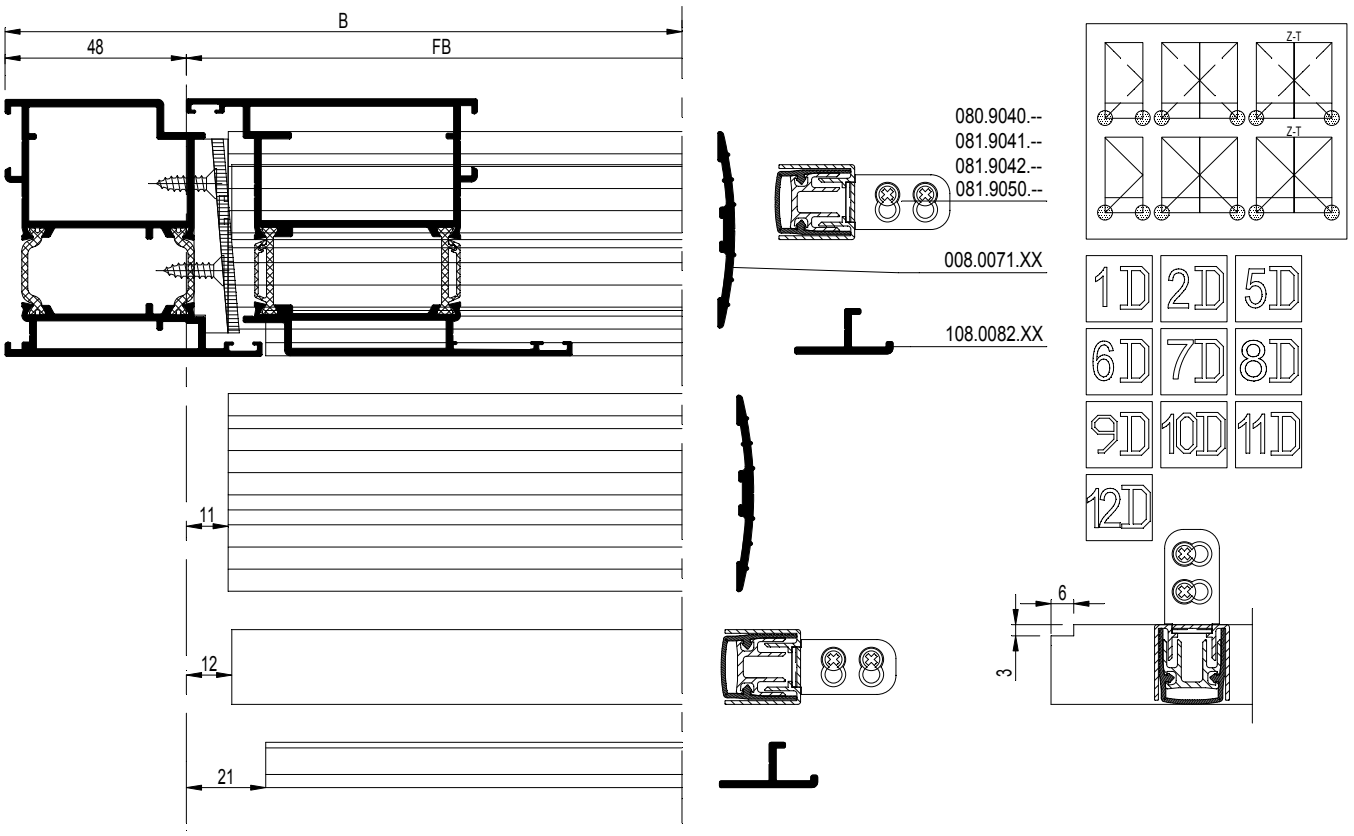

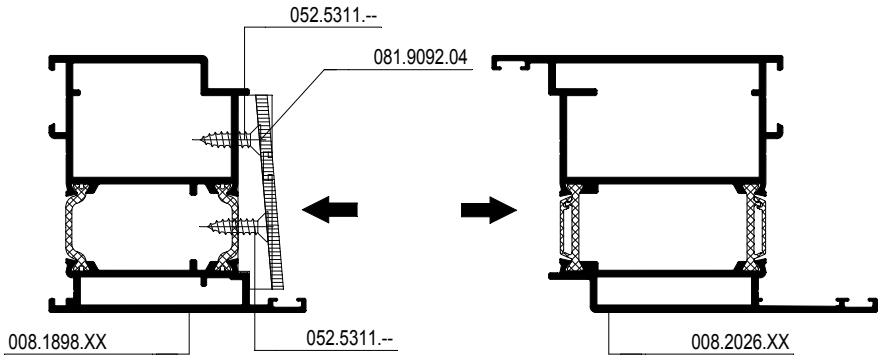

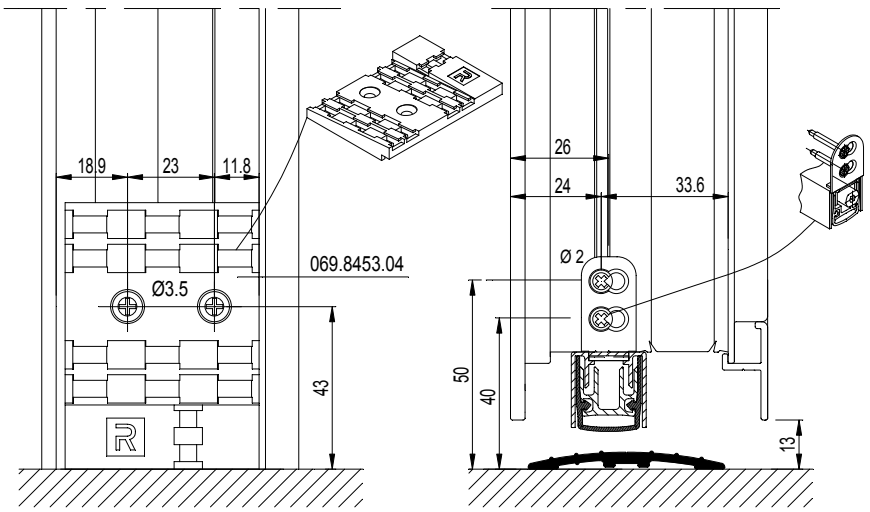

D0075272

CS 77

DEUR MET AUTOMATISCHE DEURDICHTING
PORTE AVEC FERMETURE DE PORTE AUTOMATIQUE
DOOR WITH AUTOMATIC DOOR LATCH
TUER MIT AUTOMATISCHER TUERDICHTUNG

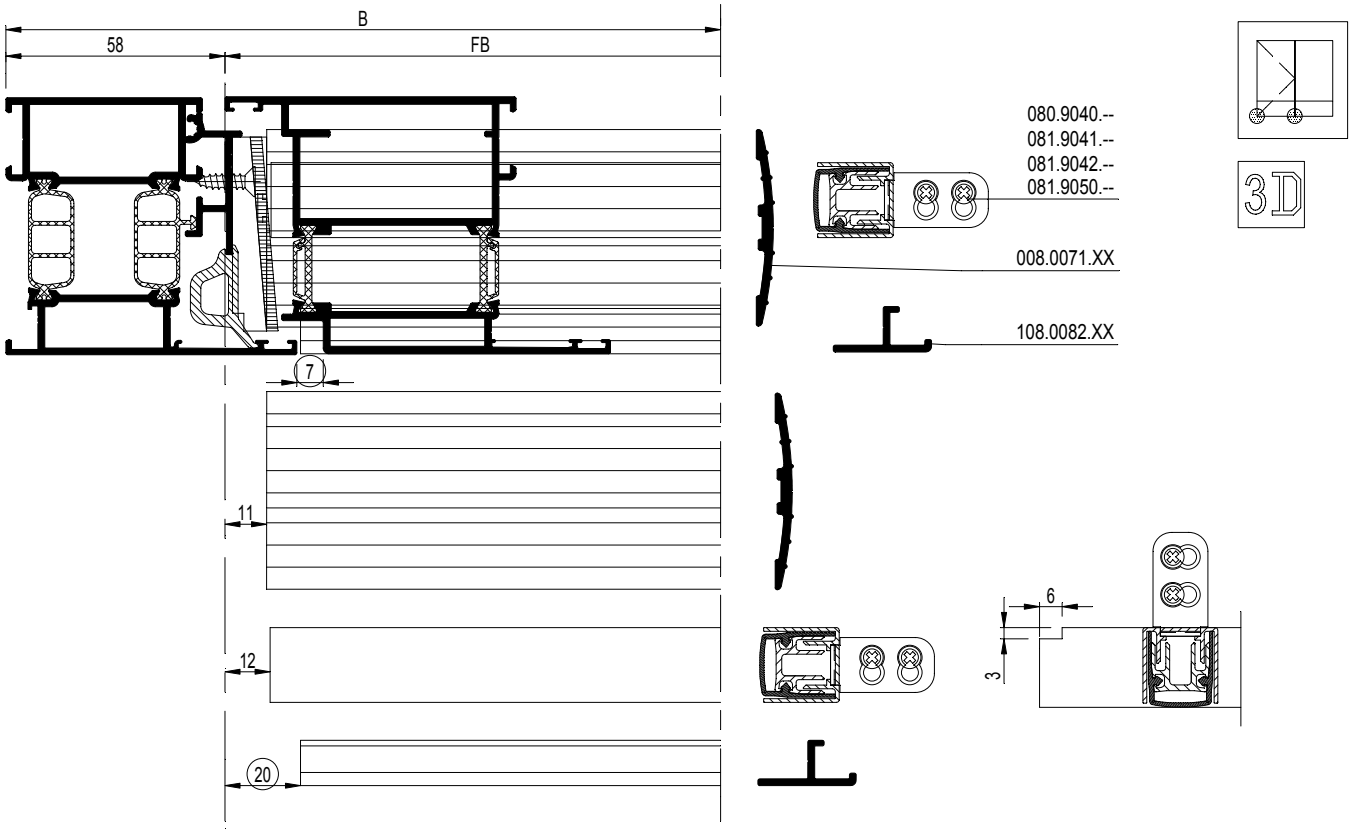

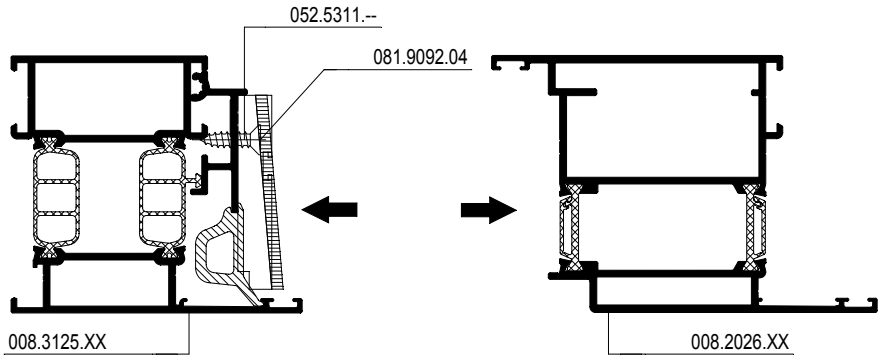

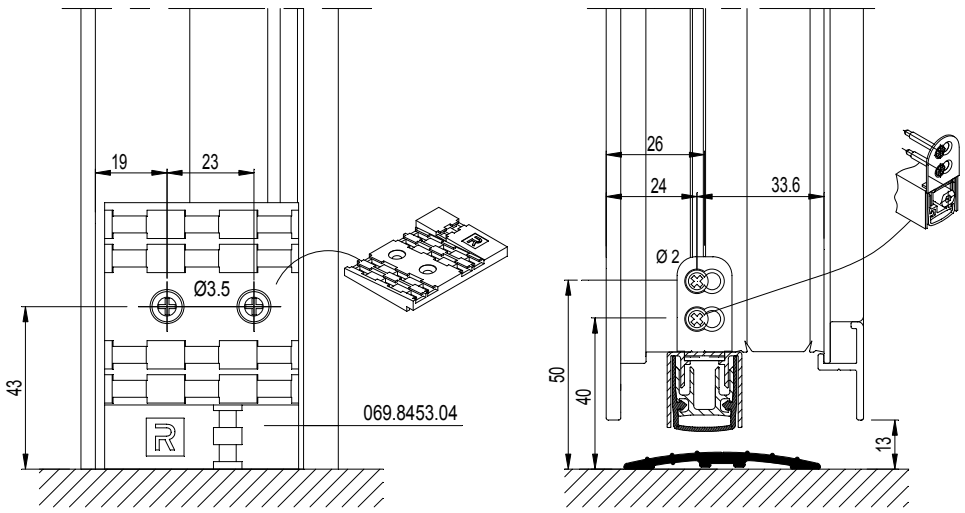

schaal - échelle
scale - Maßstab
1/2

D0075272

D0078526

CS 77

DEUR MET AUTOMATISCHE DEURDICHTING
PORTE AVEC FERMETURE DE PORTE AUTOMATIQUE
DOOR WITH AUTOMATIC DOOR LATCH
TUER MIT AUTOMATISCHER TUERDICHTUNG

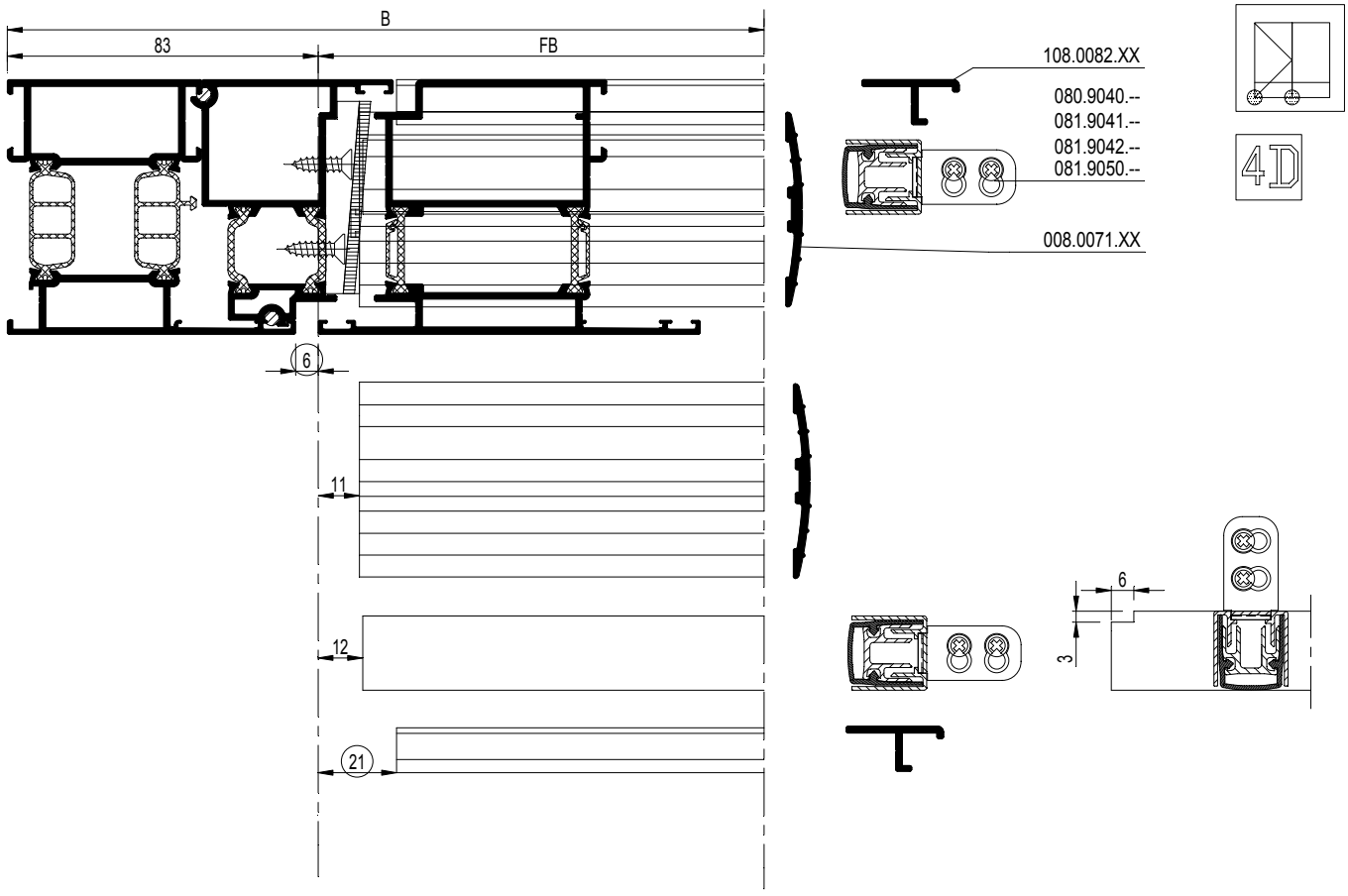

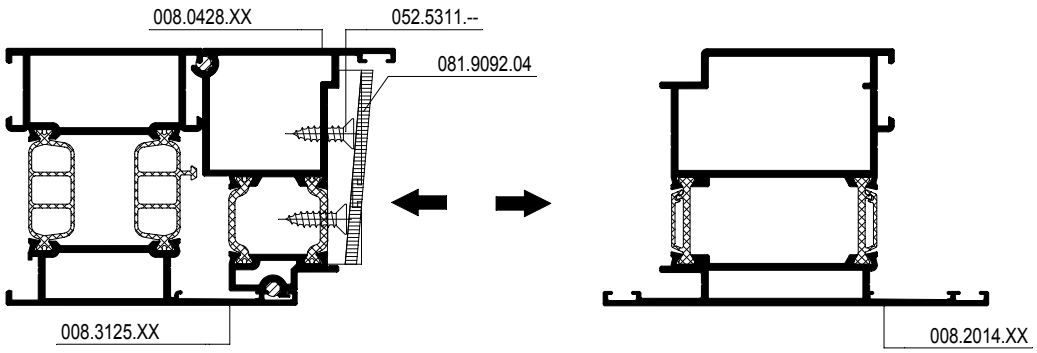

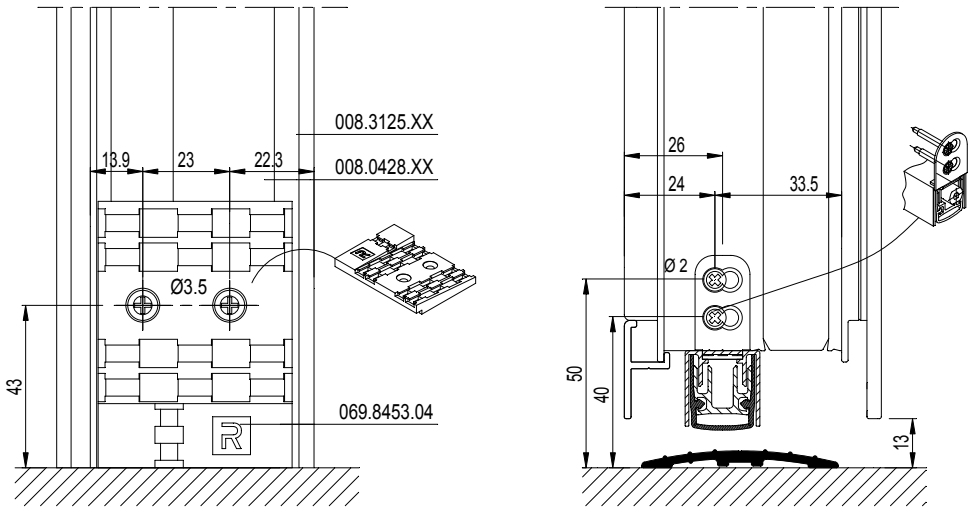

D0078526

CS 77

STOLPDEUR MET AUTOMATISCHE DEURDICHTING
PORTE DOUB. AVEC FERM. DE PORTE AUTOMATIQUE
DOUBLE CASEMENT DOOR WITH AUTOMATIC DOOR LATCH
STULPFLUEGELTUER MIT AUTOMATISCHER TUERDICHTUNG

REYNAERS aluminium

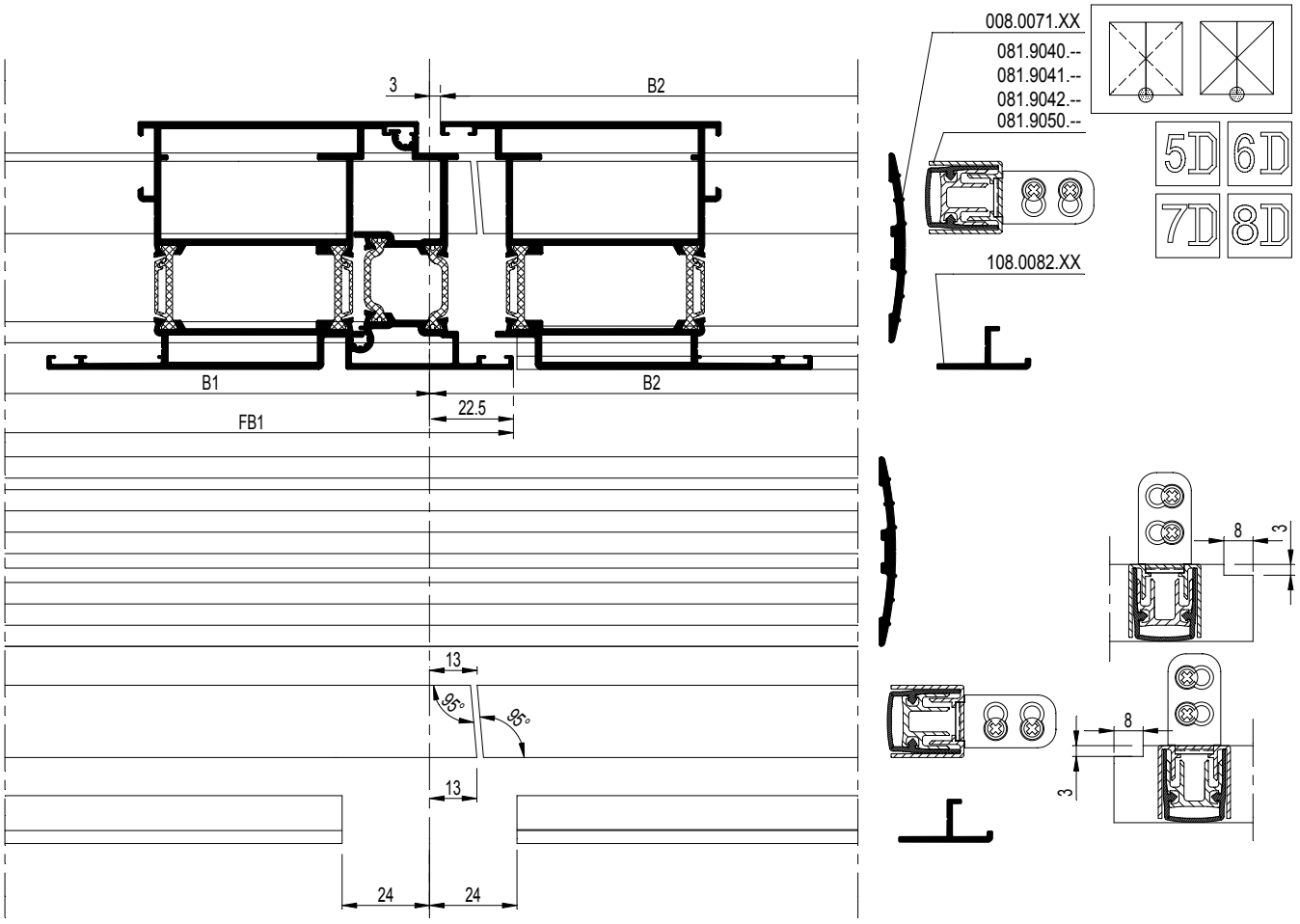

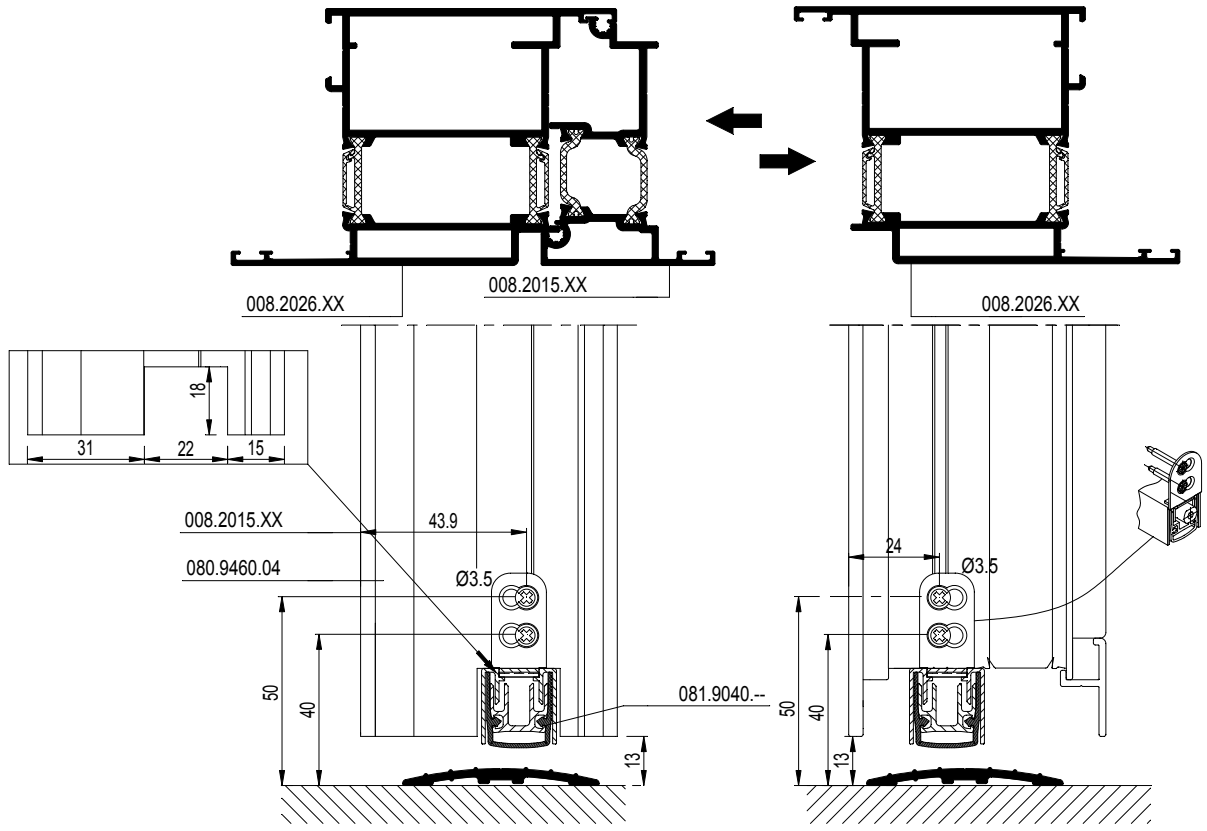

schaal - échelle
scale - Maßstab
1/2

D0075277

CS 77

Z-T DEUR MET AUTOMATISCHE DEURDICHTING
PORTE Z-T FERMETURE DE PORTE AUTOMATIQUE
Z-T DOOR WITH AUTOMATIC DOOR LATCH
Z-T TUER MIT AUTOMATISCHER TUERDICHTUNG

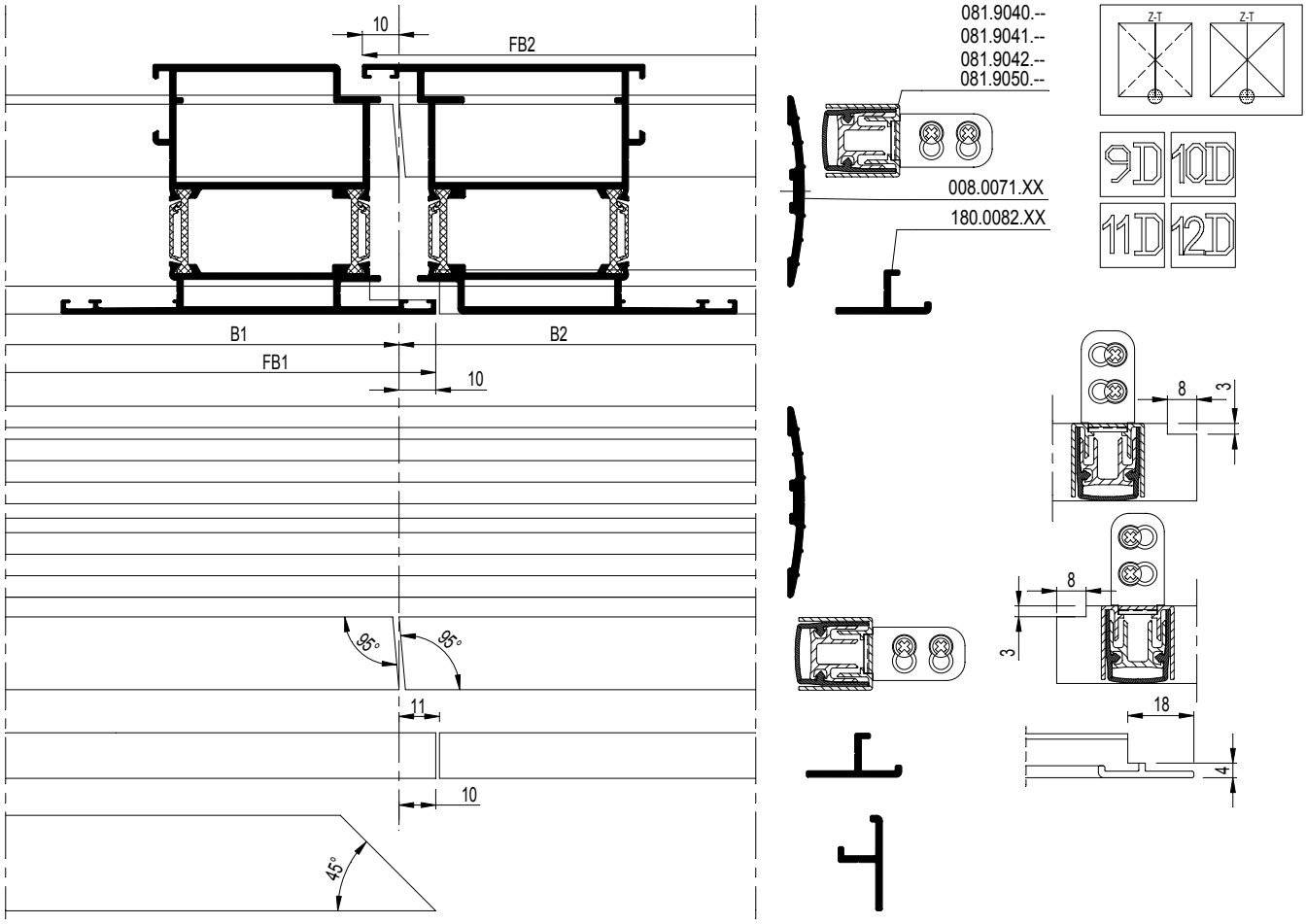

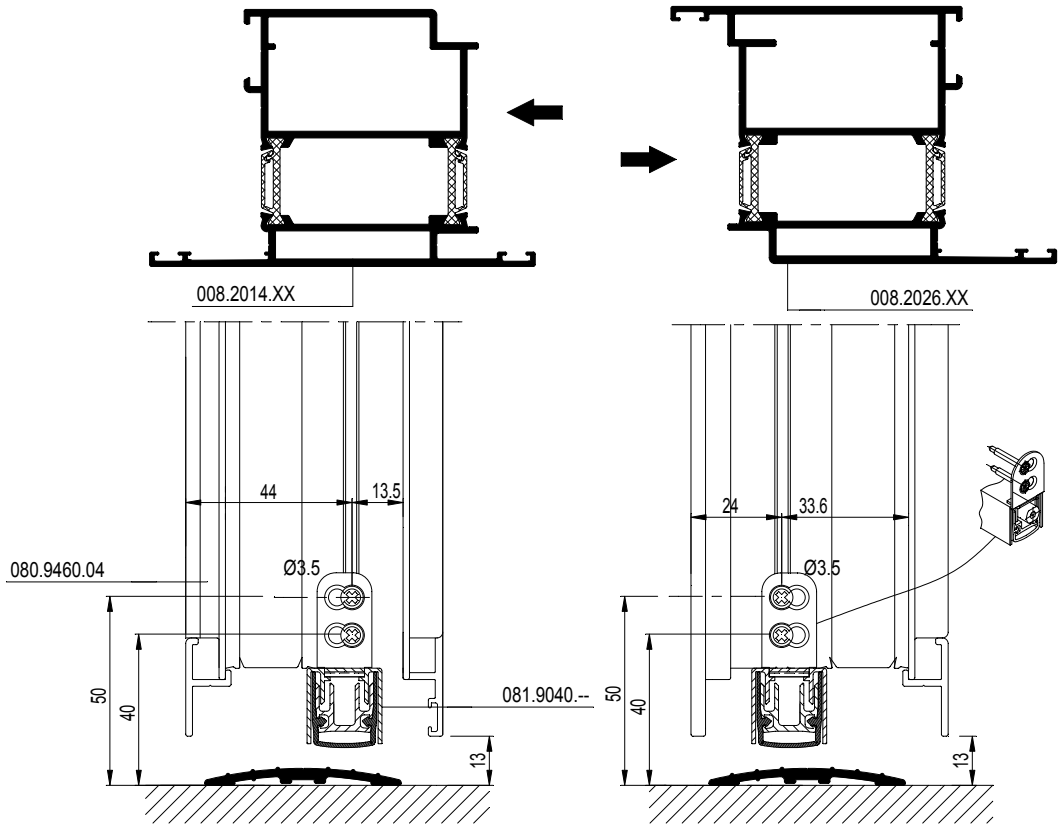

schaal - échelle
scale - Maßstab
1/2

D0075277

CS 77

DEUR MET AUTOMATISCHE DEURDICHTING
PORTE AVEC FERMETURE DE PORTE AUTOMATIQUE
DOOR WITH AUTOMATIC DOOR LATCH
TUER MIT AUTOMATISCHER TUERDICHTUNG

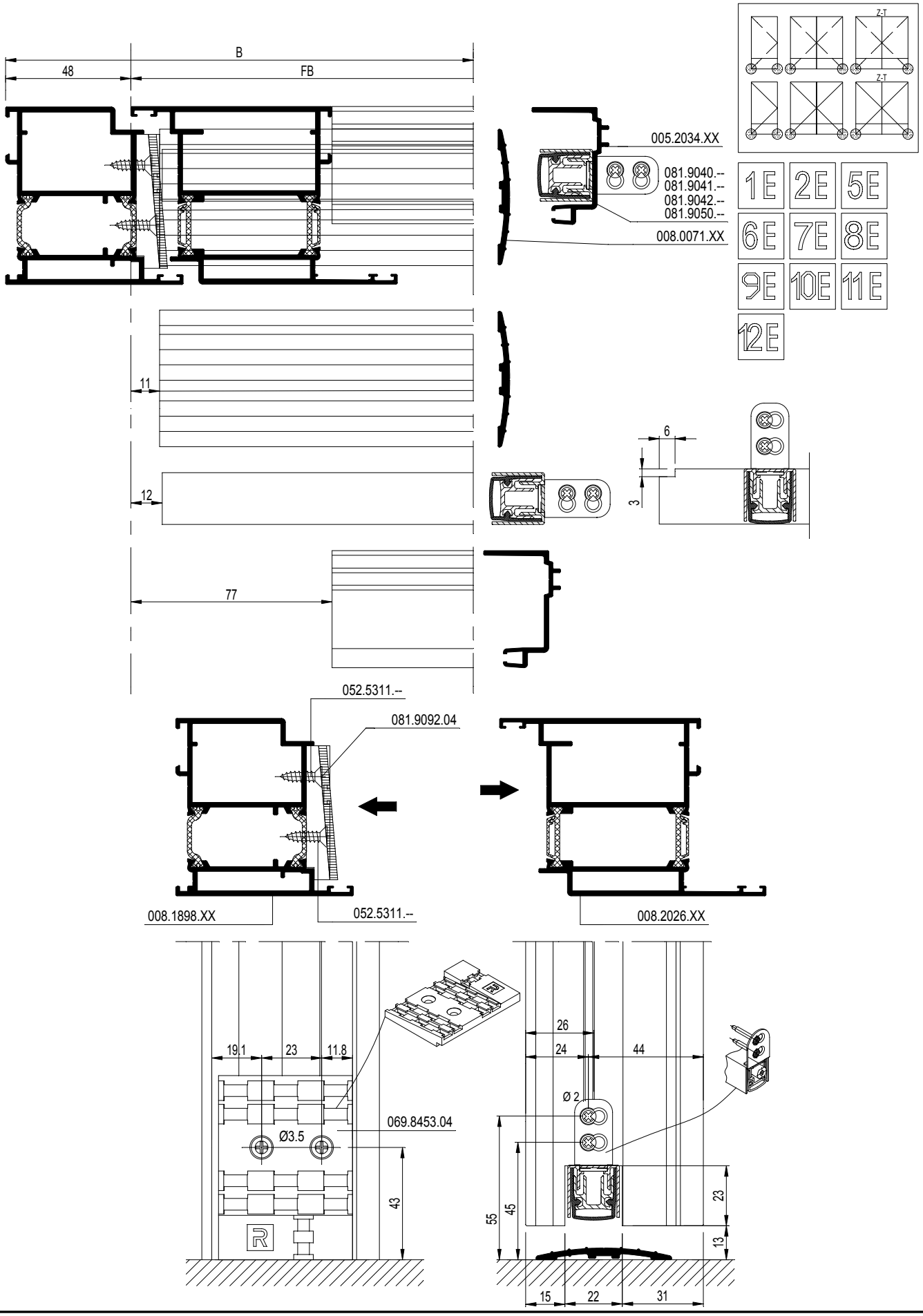

D0075564

CS 77

DEUR MET AUTOMATISCHE DEURDICHTING
PORTE AVEC FERMETURE DE PORTE AUTOMATIQUE
DOOR WITH AUTOMATIC DOOR LATCH
TUER MIT AUTOMATISCHER TUERDICHTUNG

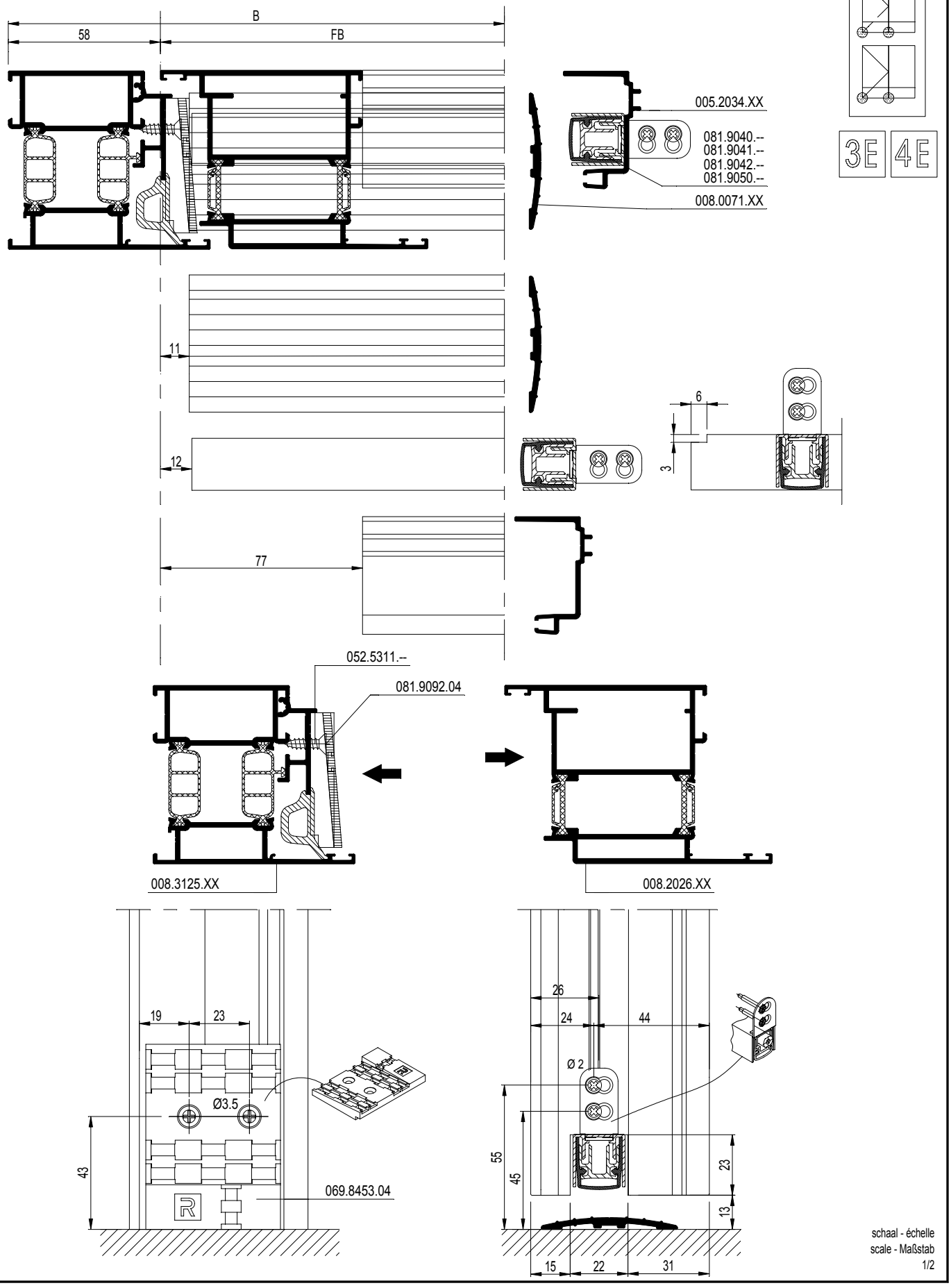

schaal - échelle
scale - Maßstab
1/2

D0075564

CS 77

STOLPDEUR MET AUTOMATISCHE DEURDICHTING
PORTE DOUB. AVEC FERM. DE PORTE AUTOMATIQUE
DOUBLE CASEMENT DOOR WITH AUTOMATIC DOOR LATCH
STULPFLUEGELTUER MIT AUTOMATISCHER TUERDICHTUNG

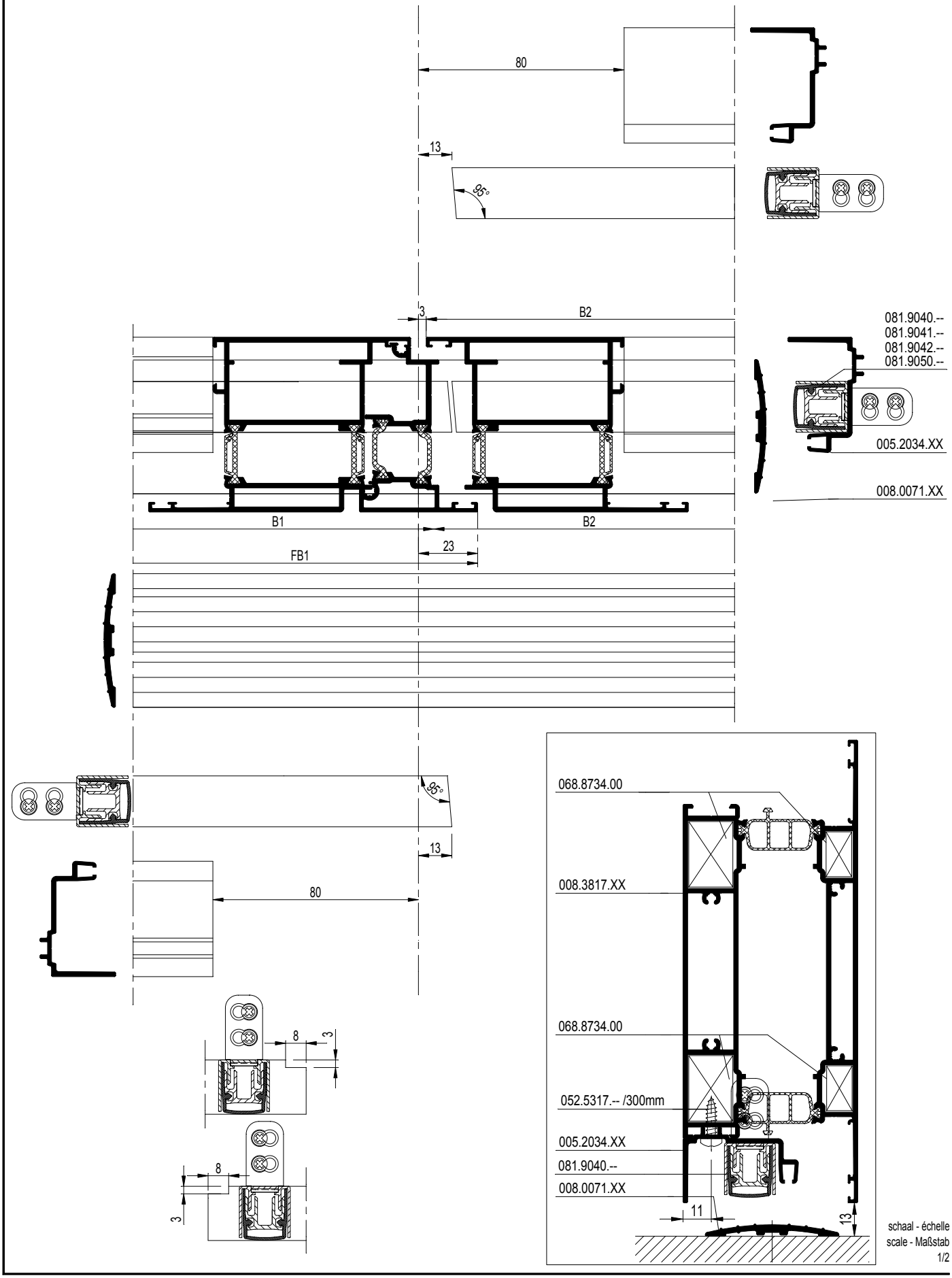

schaal - échelle
scale - Maßstab
1/2

D0075566

CS 77

STOLPDEUR MET AUTOMATISCHE DEURDICHTING
PORTE DOUB. AVEC FERM. DE PORTE AUTOMATIQUE
DOUBLE CASEMENT DOOR WITH AUTOMATIC DOOR LATCH
STULPFLUEGELTUER MIT AUTOMATISCHER TUERDICHTUNG

REYNAERS aluminium

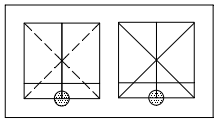

5E 6E
7E 8E

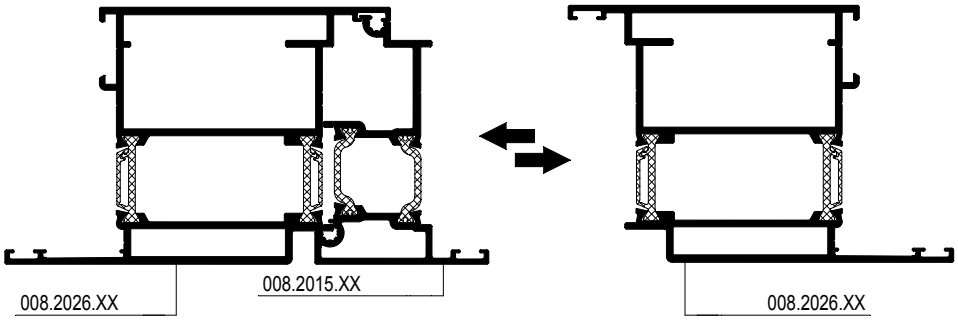

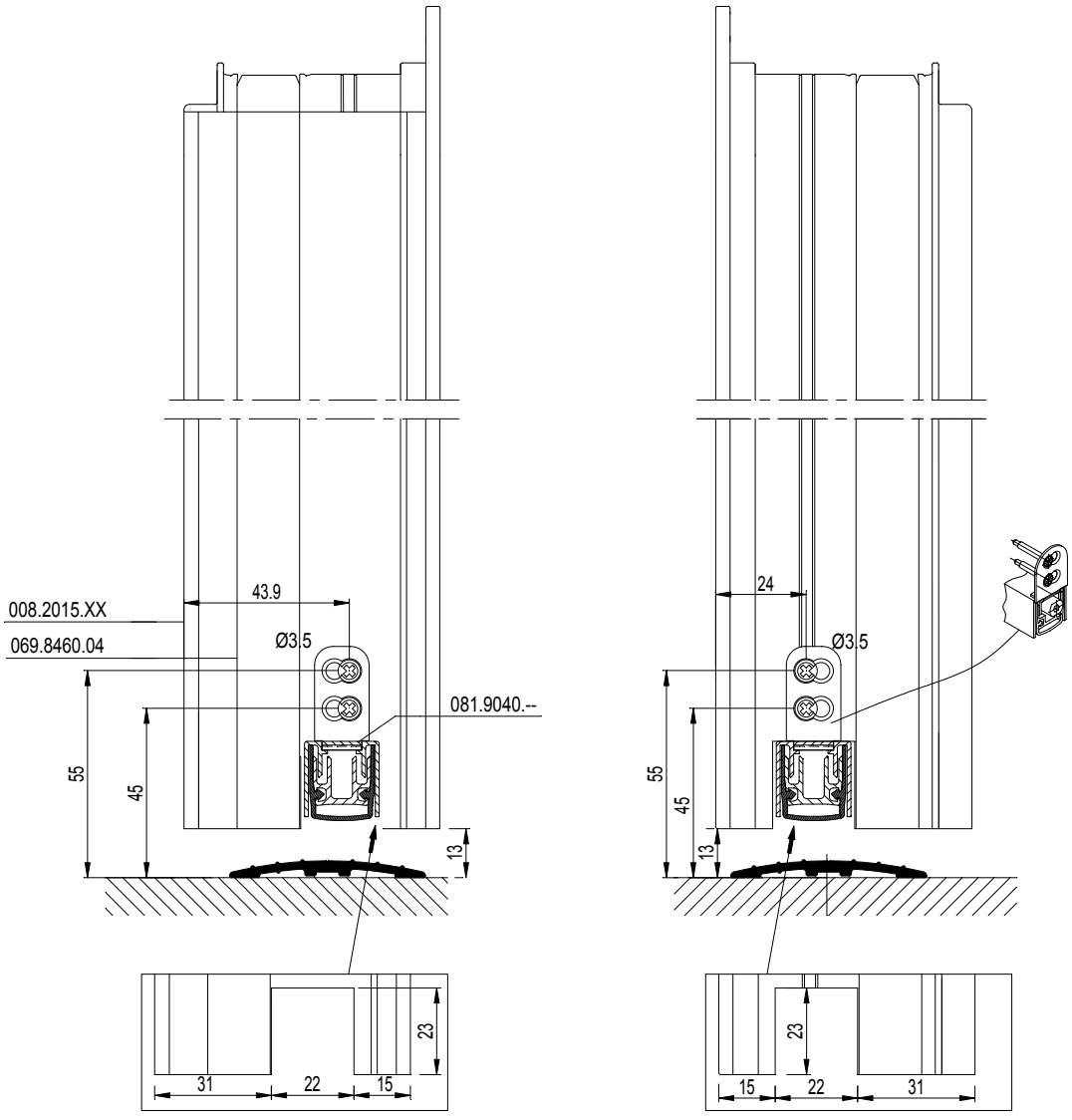

schaal - échelle
scale - Maßstab
1/2

D0075566

Montagetekeningen
Fabrication et montage
Assembly drawings
Montagezeichnungen

13.F.369
03/2010

CS 77

Z-T DEUR MET AUTOMATISCHE DEURDICHTING
PORTE Z-T FERMETURE DE PORTE AUTOMATIQUE
Z-T DOOR WITH AUTOMATIC DOOR LATCH
Z-T TUER MIT AUTOMATISCHER TUERDICHTUNG

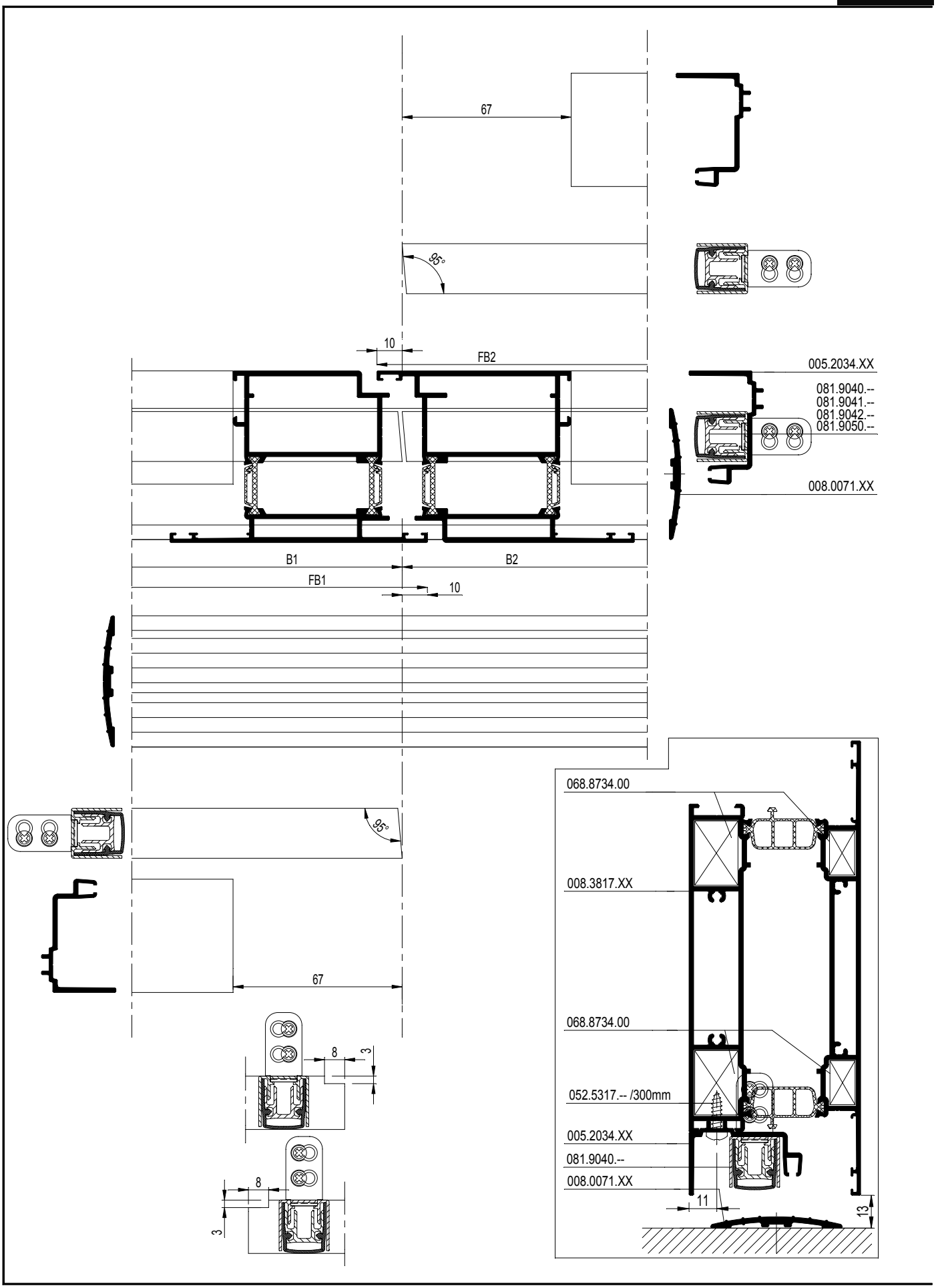

D0075565

Montagetekeningen
Fabrication et montage
Assembly drawings
Montagezeichnungen

CS 77

Z-T DEUR MET AUTOMATISCHE DEURDICHTING
PORTE Z-T FERMETURE DE PORTE AUTOMATIQUE
Z-T DOOR WITH AUTOMATIC DOOR LATCH
Z-T TUER MIT AUTOMATISCHER TUERDICHTUNG

REYNAERS aluminium

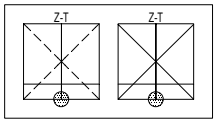

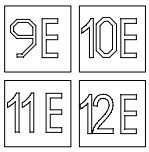

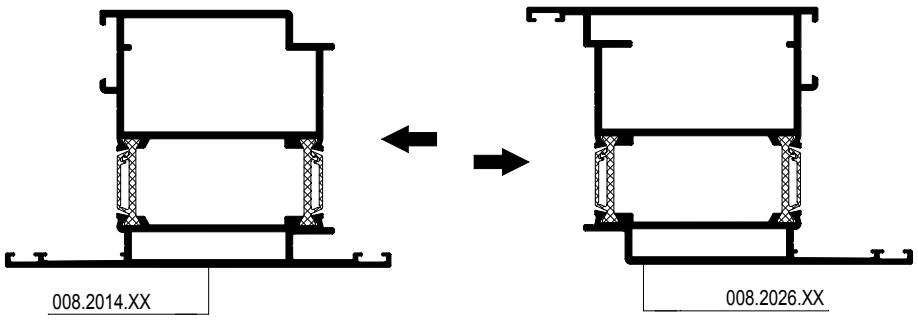

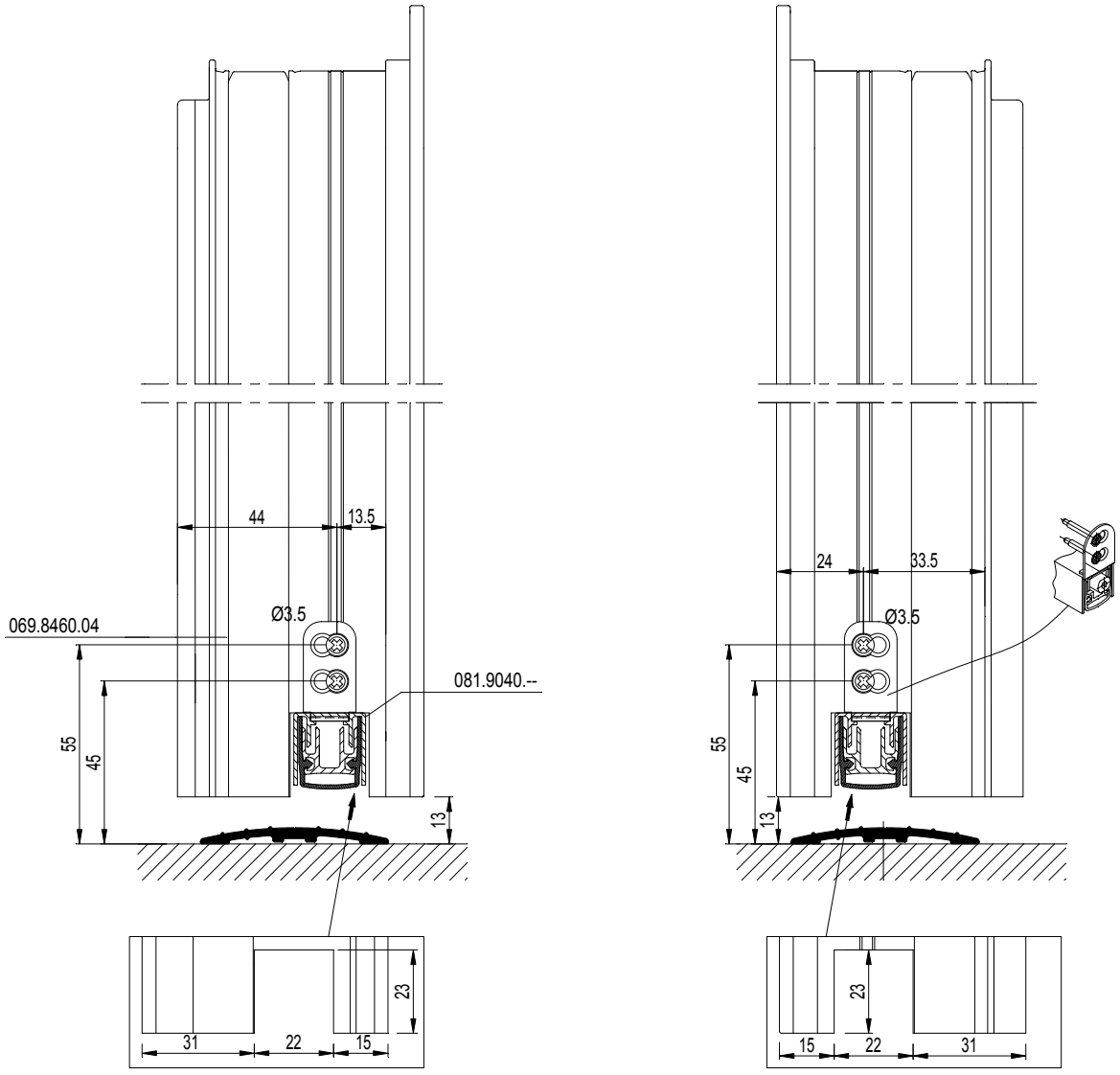

schaal - échelle
scale - Maßstab
1/2

D0075565

CS 77

DEUR BINNENDR. MET DUBBELE AANSLAGDICHTING
PORTE AVEC DOUBLE JOINT DE BUTEE OUVR. VERS L'INT.
DOOR INWARD OPENING WITH DOUBLE WEATHER STRIP
TUER INNEN OEFFN. MIT DOPPELANSCHLAGDICHTUNG

REYNAERS aluminium

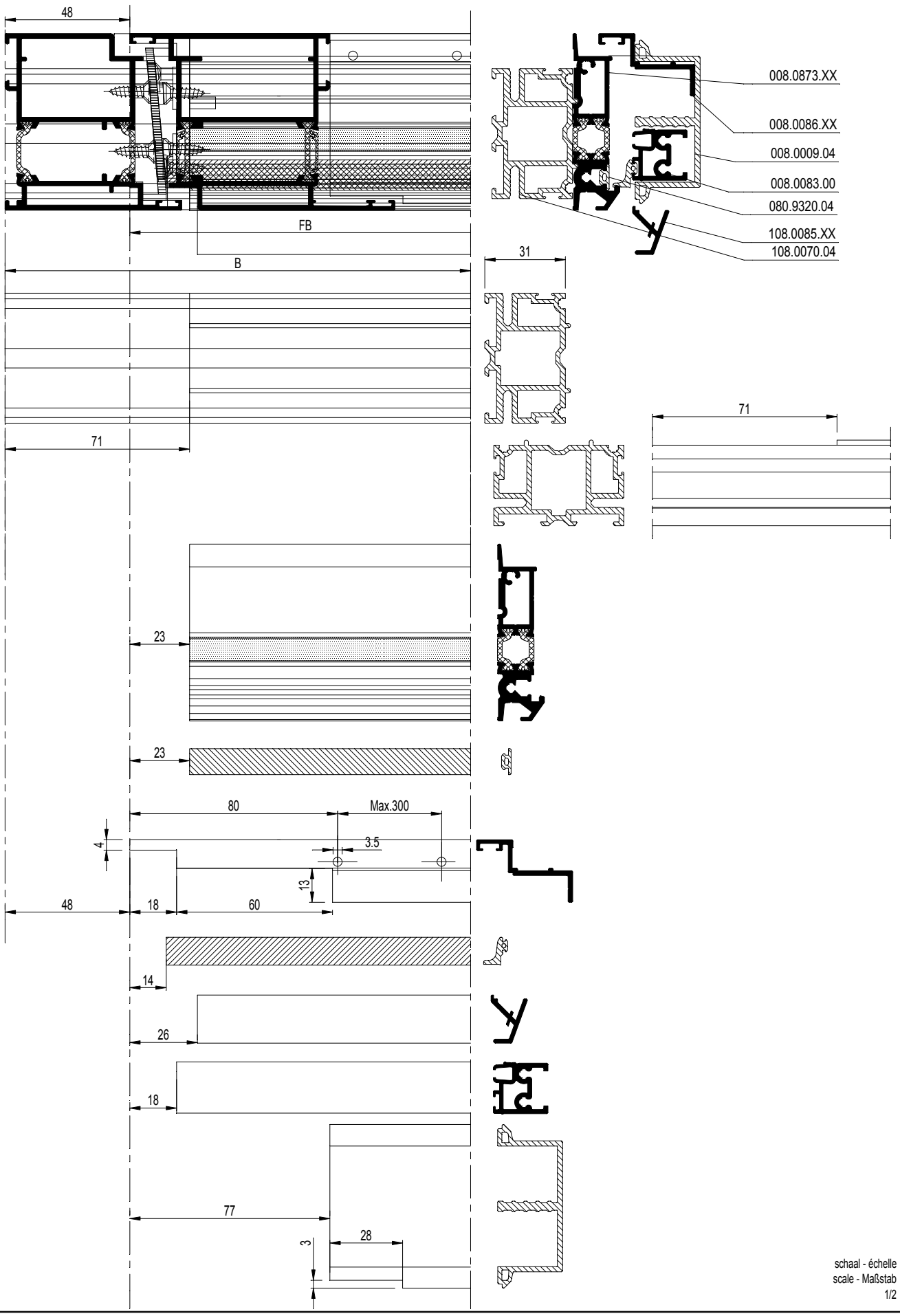

schaal - échelle
scale - Maßstab
1/2

D0075345

CS 77

DEUR BINNENDR. MET DUBBELE AANSLAGDICHTING
PORTE AVEC DOUBLE JOINT DE BUTEE OUVR. VERS L'INT.
DOOR INWARD OPENING WITH DOUBLE WEATHER STRIP
TUER INNEN OEFFN. MIT DOPPELANSCHLAGDICHTUNG

REYNAERS aluminium

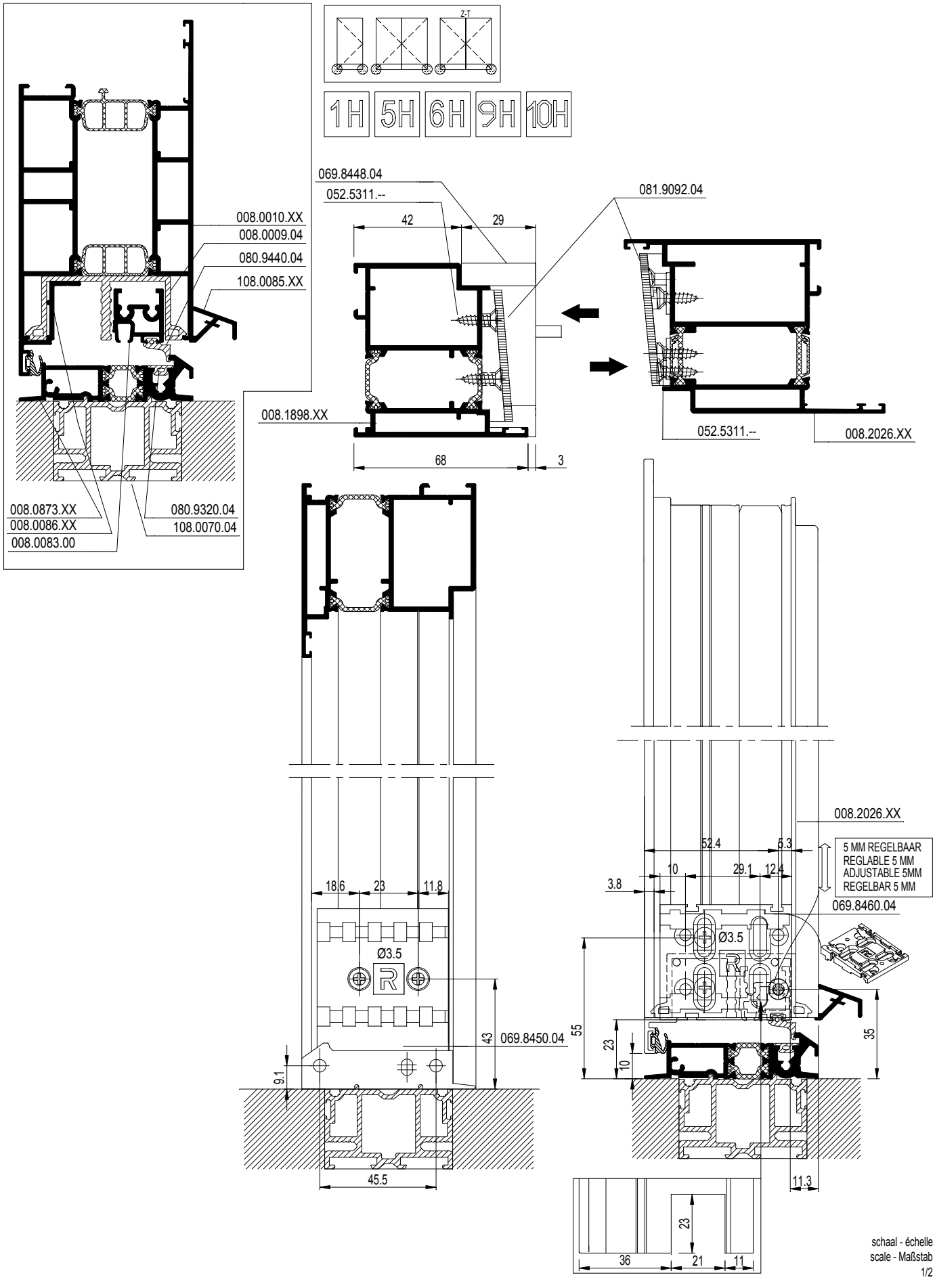

schaal - échelle
scale - Maßstab
1/2

D0075345

CS 77

DEUR BINNENDR. MET DUBBELE AANSLAGDICHTING
PORTE AVEC DOUBLE JOINT DE BUTEE OUVR. VERS L'INT.
DOOR INWARD OPENING WITH DOUBLE WEATHER STRIP
TUER INNEN OEFFN. MIT DOPPELANSCHLAGDICHTUNG

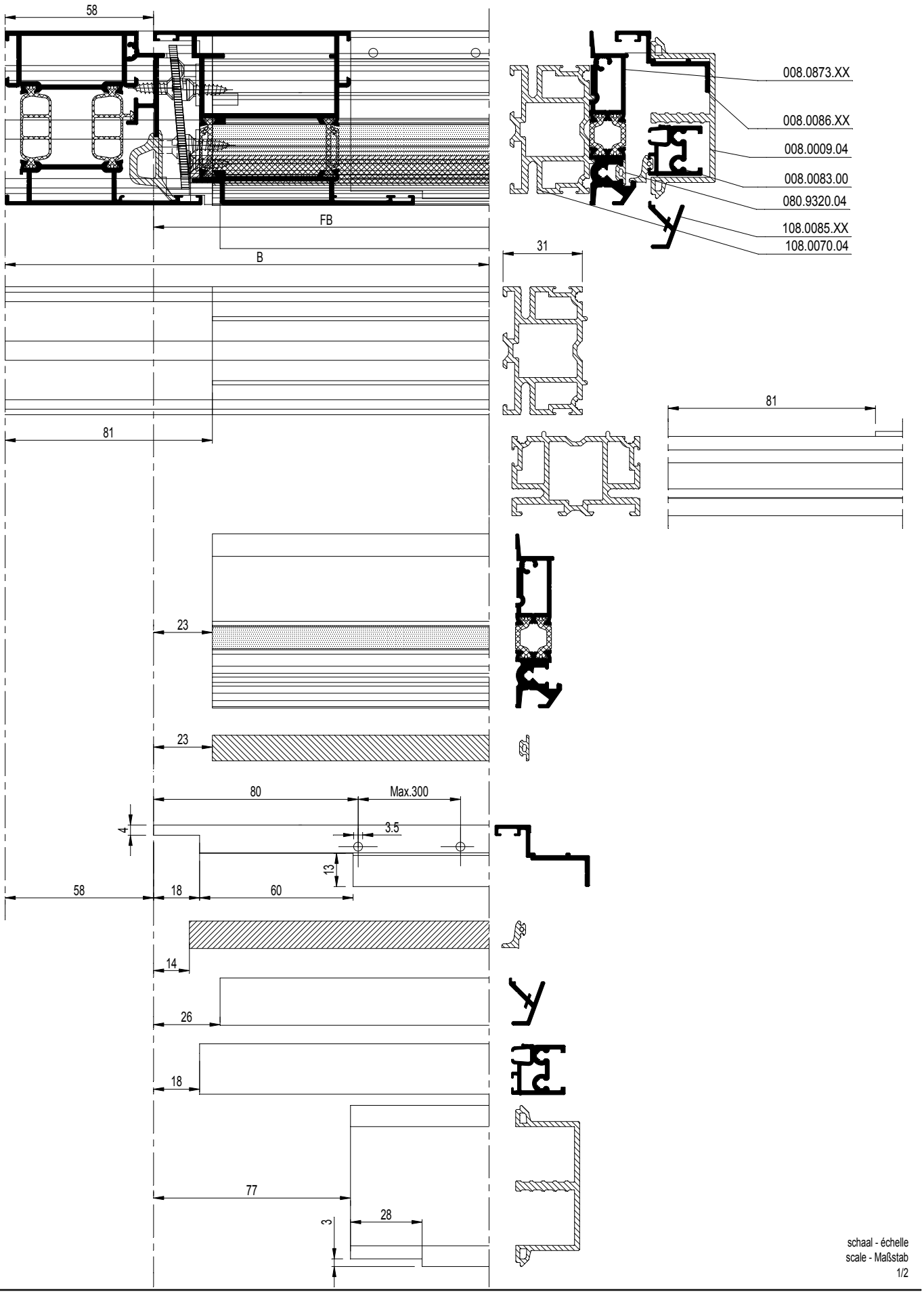

schaal - échelle
scale - Maßstab
1/2

D0078500

CS 77

DEUR BINNENDR. MET DUBBELE AANSLAGDICHTING
PORTE AVEC DOUBLE JOINT DE BUTEE OUVR. VERS L'INT.
DOOR INWARD OPENING WITH DOUBLE WEATHER STRIP
TUER INNEN OEFFN. MIT DOPPELANSCHLAGDICHTUNG

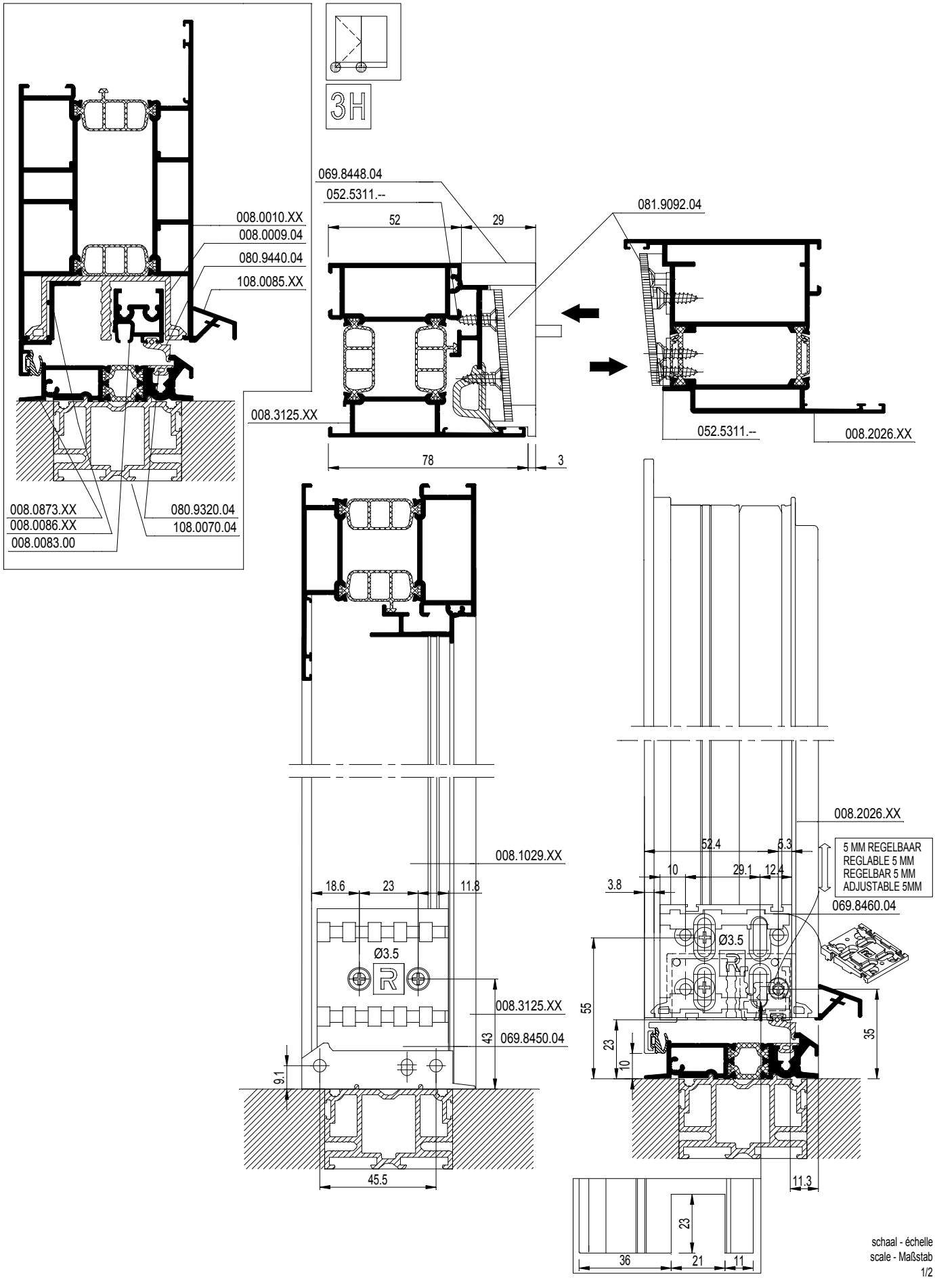

schaal - échelle
scale - Maßstab
1/2

D0078500

CS 77

STOLPDEUR BINNENDR. MET DUBBELE AANSLAGD.
PORTE DOUBLE AVEC D. JOINT DE BUTEE OUVR. V. L'INT.
DOUBLE CASEM. D. INW. OPEN. WITH DOUB. WEATHER STRIP
STULPFL.TUER IN. OEFFN. MIT DOPPELANSCHLAGDICHTUNG

REYNAERS aluminium

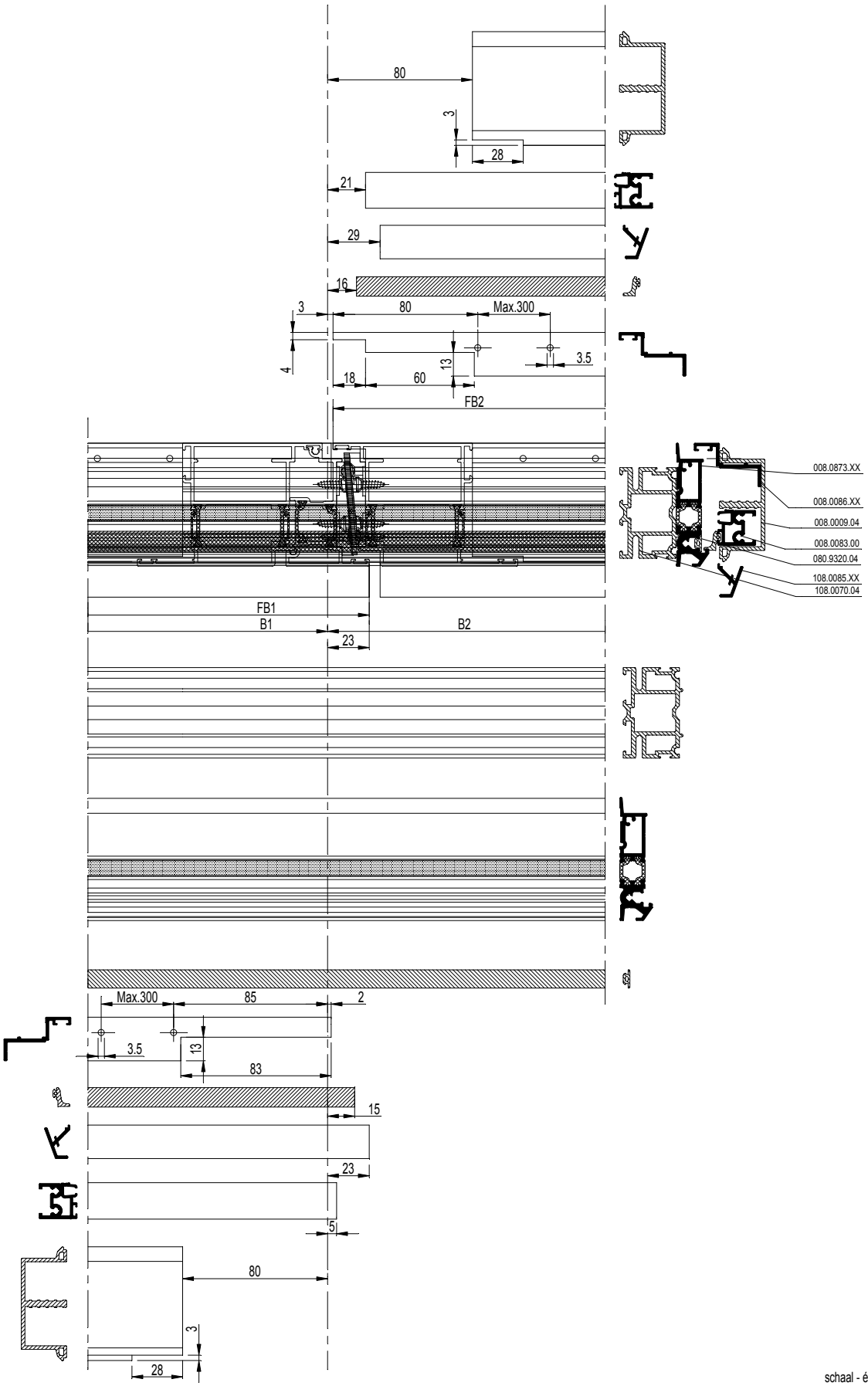

schaal - échelle
scale - Maßstab
1/2

D0075357

CS 77

STOLPDEUR BINNENDR. MET DUBBELE AANSLAGD.
PORTE DOUBLE AVEC D. JOINT DE BUTEE OUVR. V. L'INT.
DOUBLE CASEM. D. INW. OPEN. WITH DOUB. WEATHER STRIP
STULPFL.TUER IN. OEFFN. MIT DOPPELANSCHLAGDICHTUNG

REYNAERS aluminium

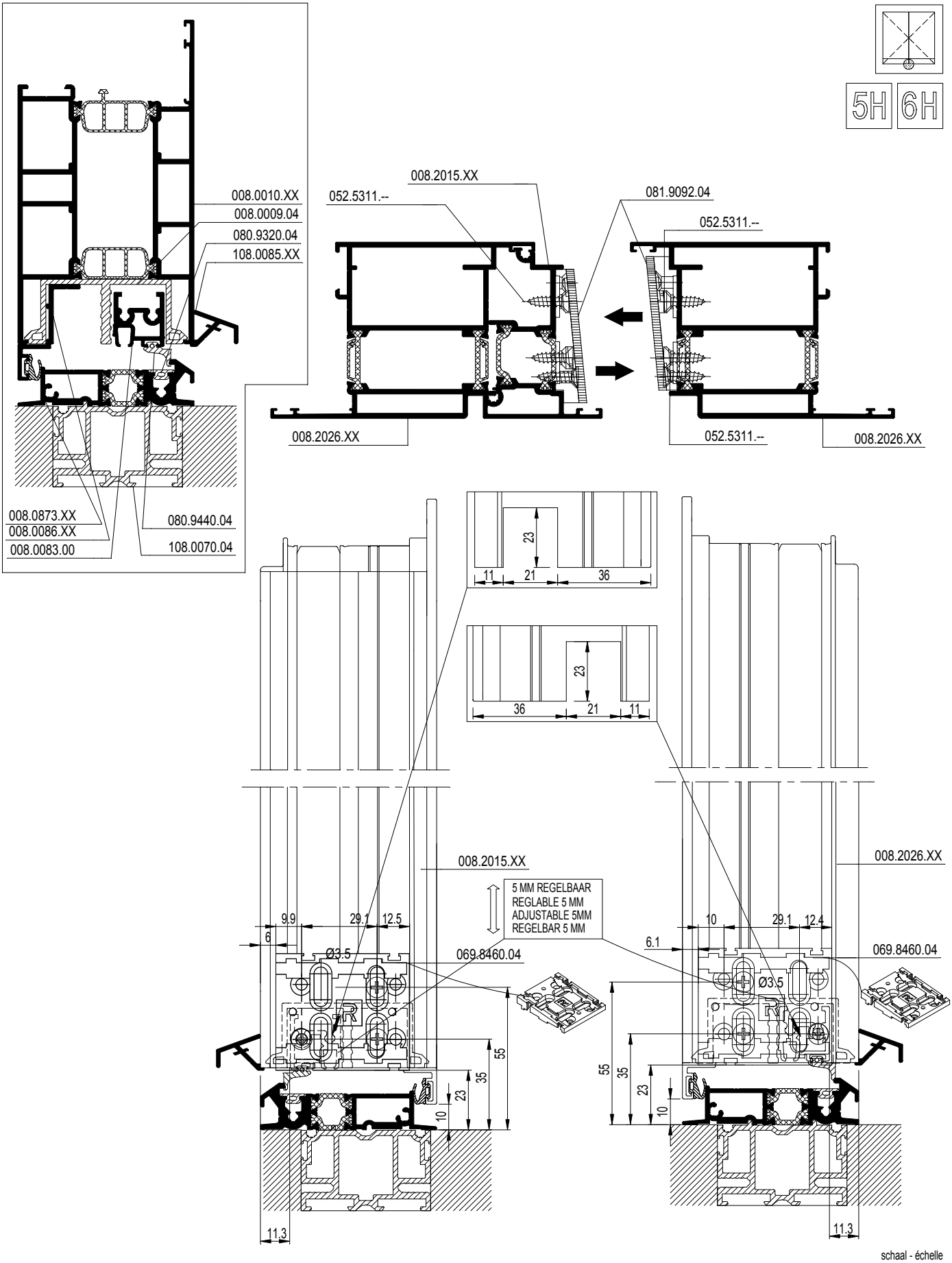

schaal - échelle
scale - Maßstab
1/2

D0075357

CS 77

Z-T DEUR BINNENDR. MET DUBBELE AANSLAGDICHTING
PORTE Z-T DOUB0 JOINT DE BUTEE OUVR. VERS L'INT.
Z-T DOOR INWARD OPENING WITH DOUBLE WEATHER STRIP
Z-T TUER IN. OEFFN. MIT DOPPELANSCHLAGDICHTUNG

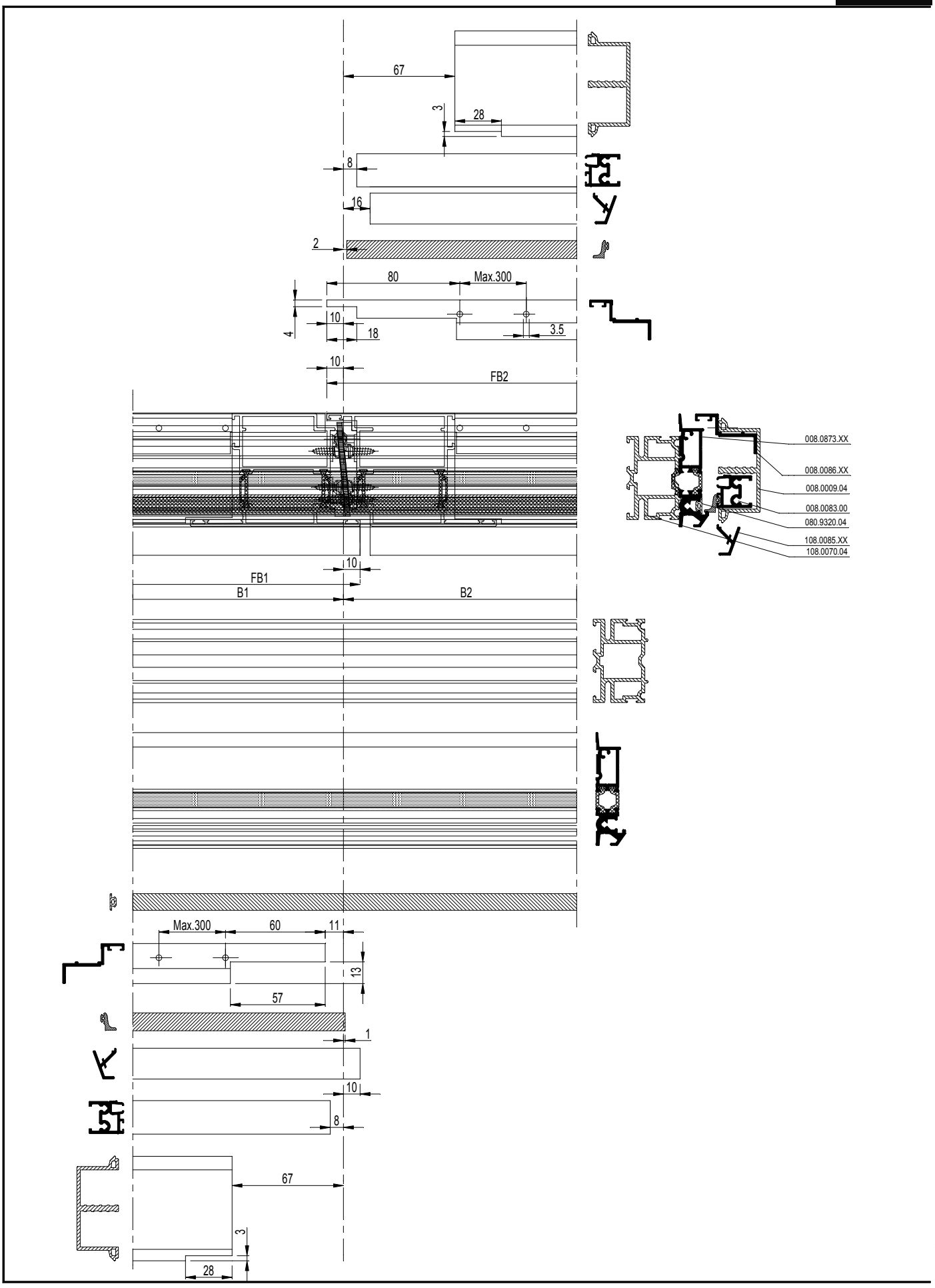

D0075365

CS 77

Z-T DEUR BINNENDR. MET DUBBELE AANSLAGDICHTING
PORTE Z-T DOUB0 JOINT DE BUTEE OUVR. VERS L'INT.
Z-T DOOR INWARD OPENING WITH DOUBLE WEATHER STRIP
Z-T TUER IN. OEFFN. MIT DOPPELANSCHLAGDICHTUNG

REYNAERS aluminium

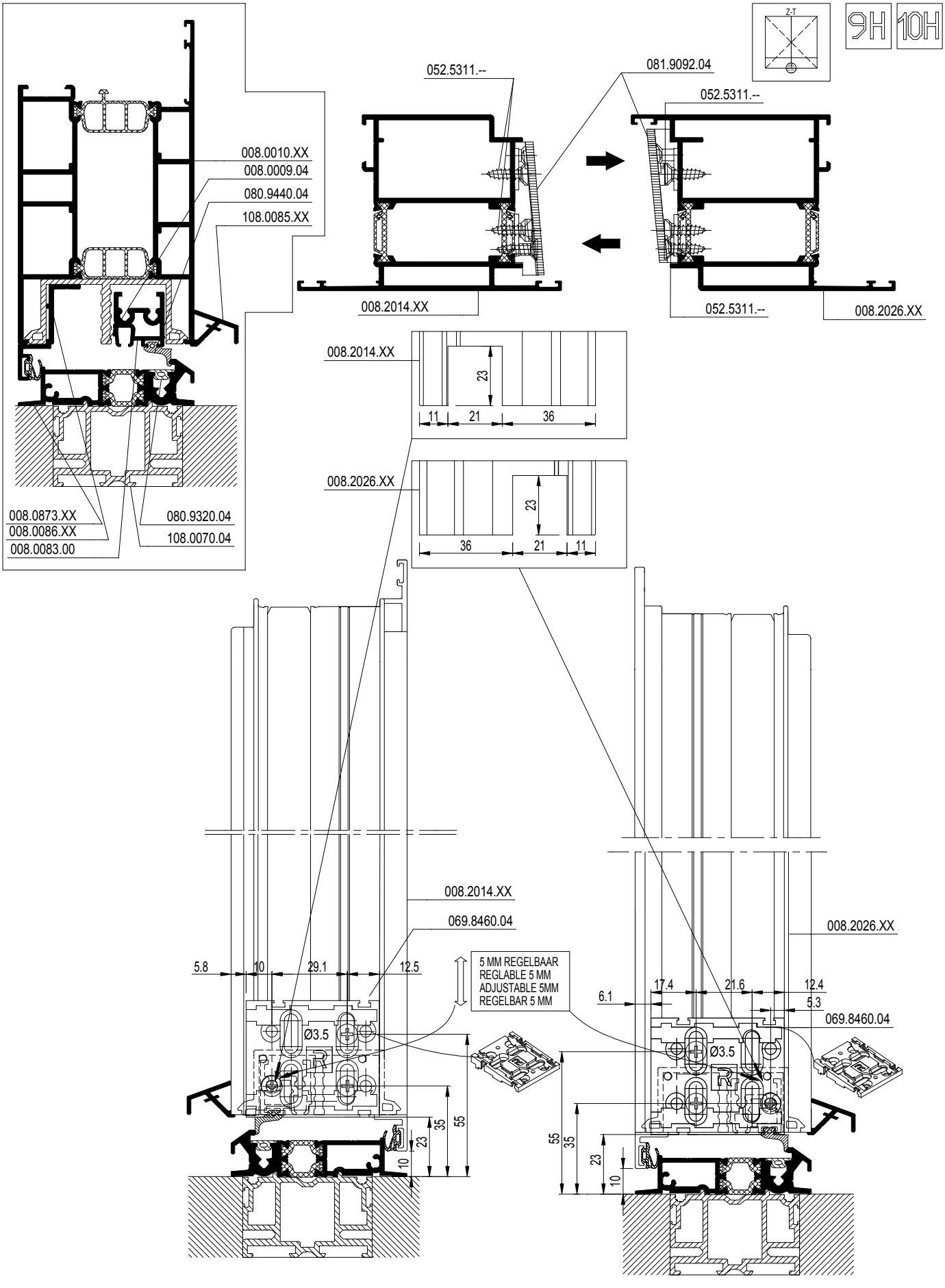

D0075365

CS 77

DEUR BUITENDR. MET DUBBELE AANSLAGDICHTING
PORTE DOUBLE JOINT DE BUTEE OUVR. VERS L'EXT.
DOOR OUTWARD OPENING WITH DOUBLE WEATHER STRIP
TUER NACH AUSSEN OEFFN. MIT DOPPELANSCHLAGDICHTUNG

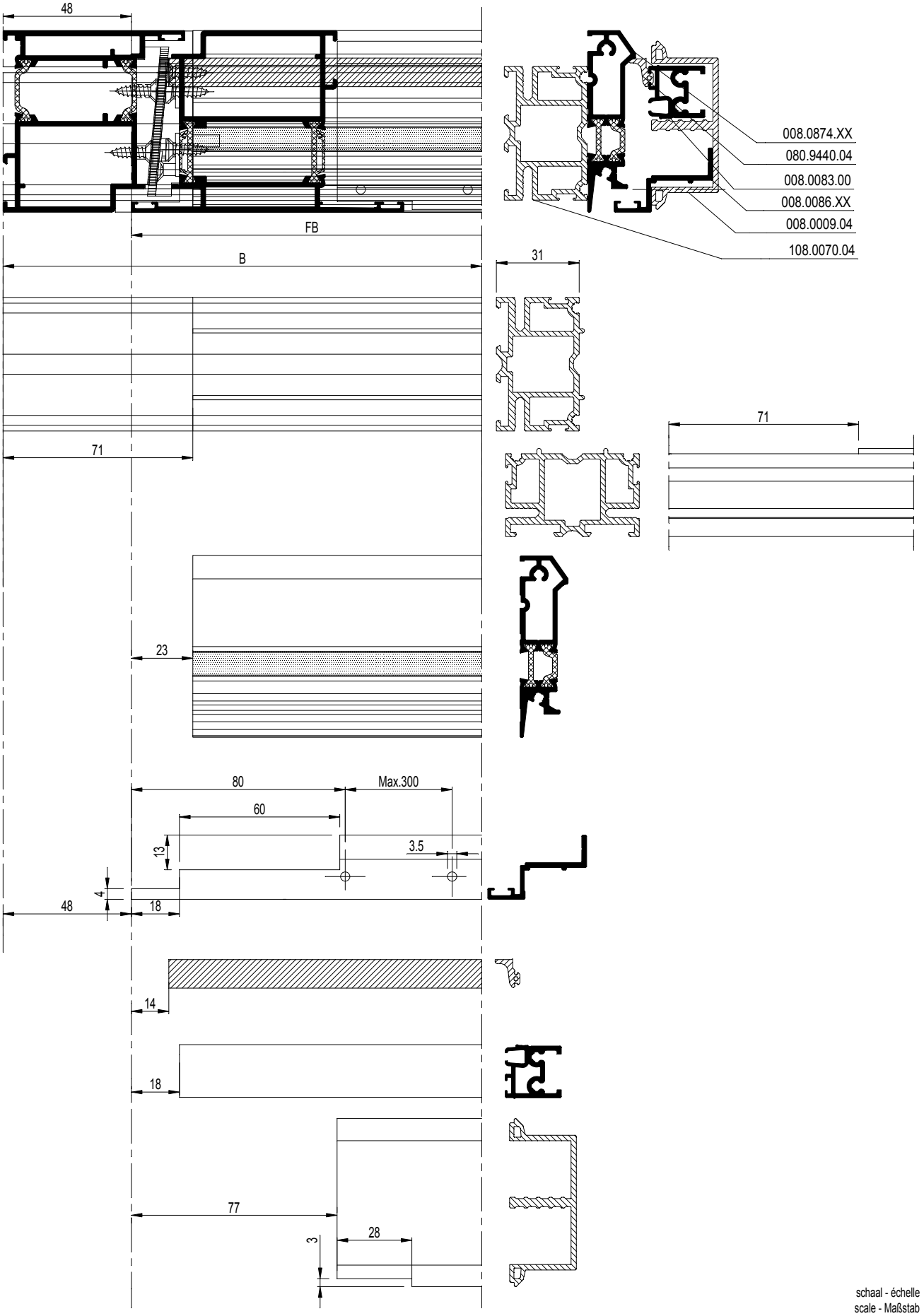

schaal - échelle
scale - Maßstab
1/2

D0075367

CS 77

DEUR BUITENDR. MET DUBBELE AANSLAGDICHTING
PORTE DOUBLE JOINT DE BUTEE OUVR. VERS L'EXT.
DOOR OUTWARD OPENING WITH DOUBLE WEATHER STRIP
TUER NACH AUSSEN OEFFN. MIT DOPPELANSCHLAGDICHTUNG

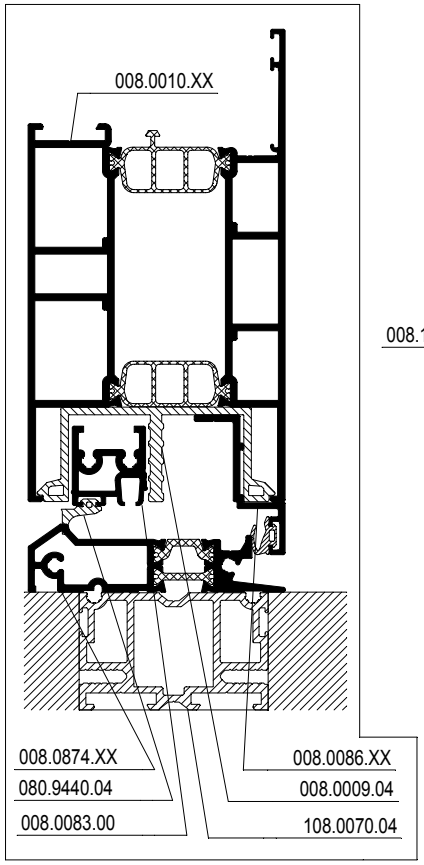

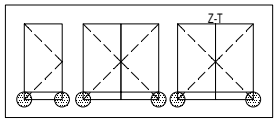

2H 7H 8H 11H 12H

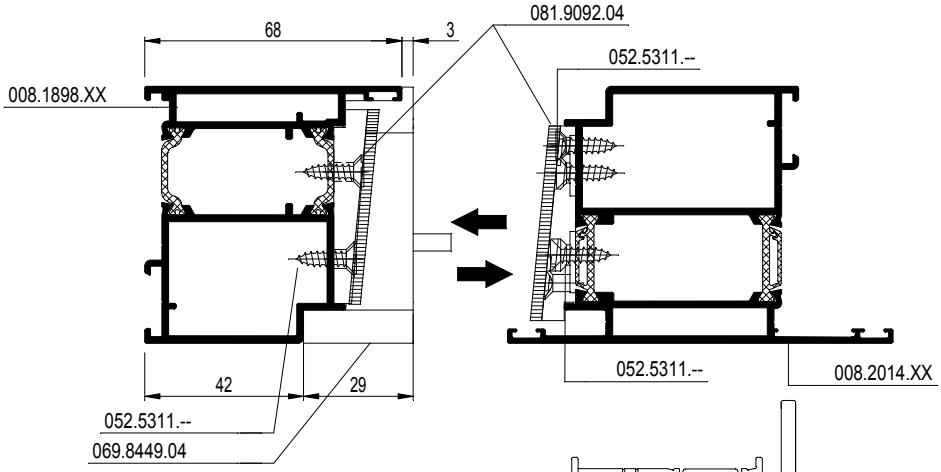

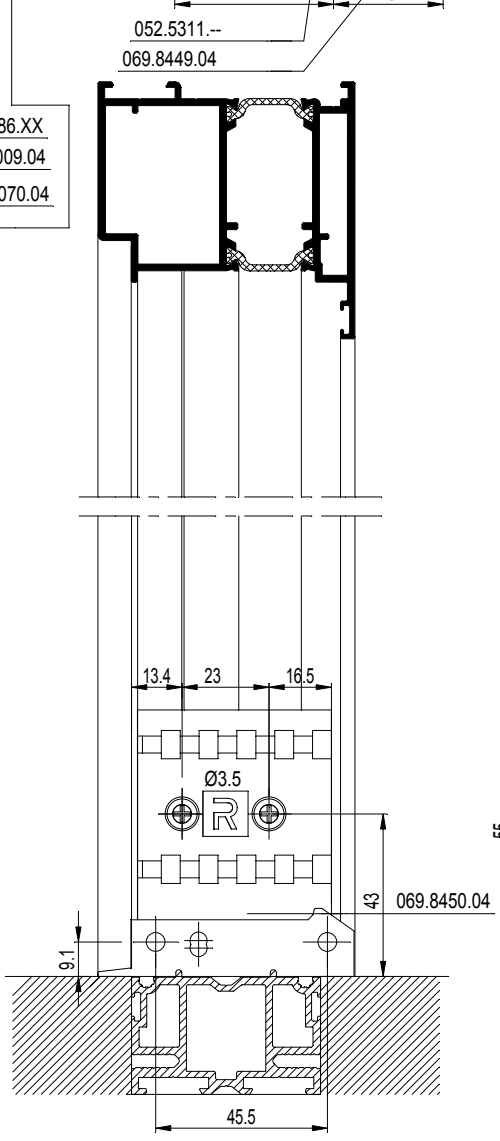

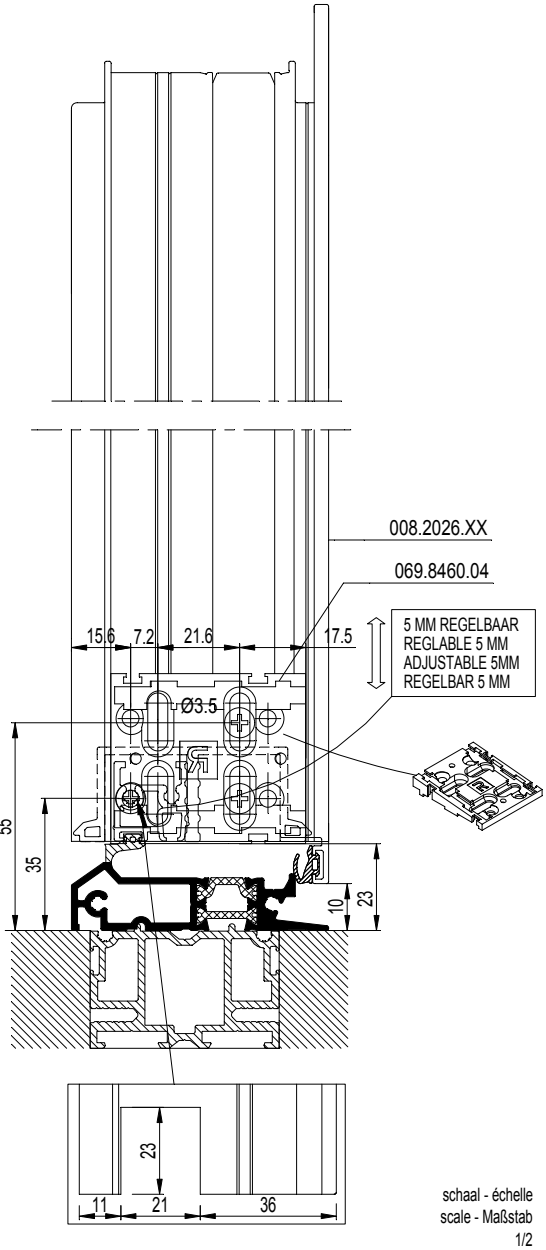

schaal - échelle
scale - Maßstab
1/2

D0075367

CS 77

DEUR BUITENDR. MET DUBBELE AANSLAGDICHTING
PORTE DOUBLE JOINT DE BUTEE OUVR. VERS L'EXT.
DOOR OUTWARD OPENING WITH DOUBLE WEATHER STRIP
TUER NACH AUSSEN OEFFN. MIT DOPPELANSCHLAGDICHTUNG

REYNAERS aluminium

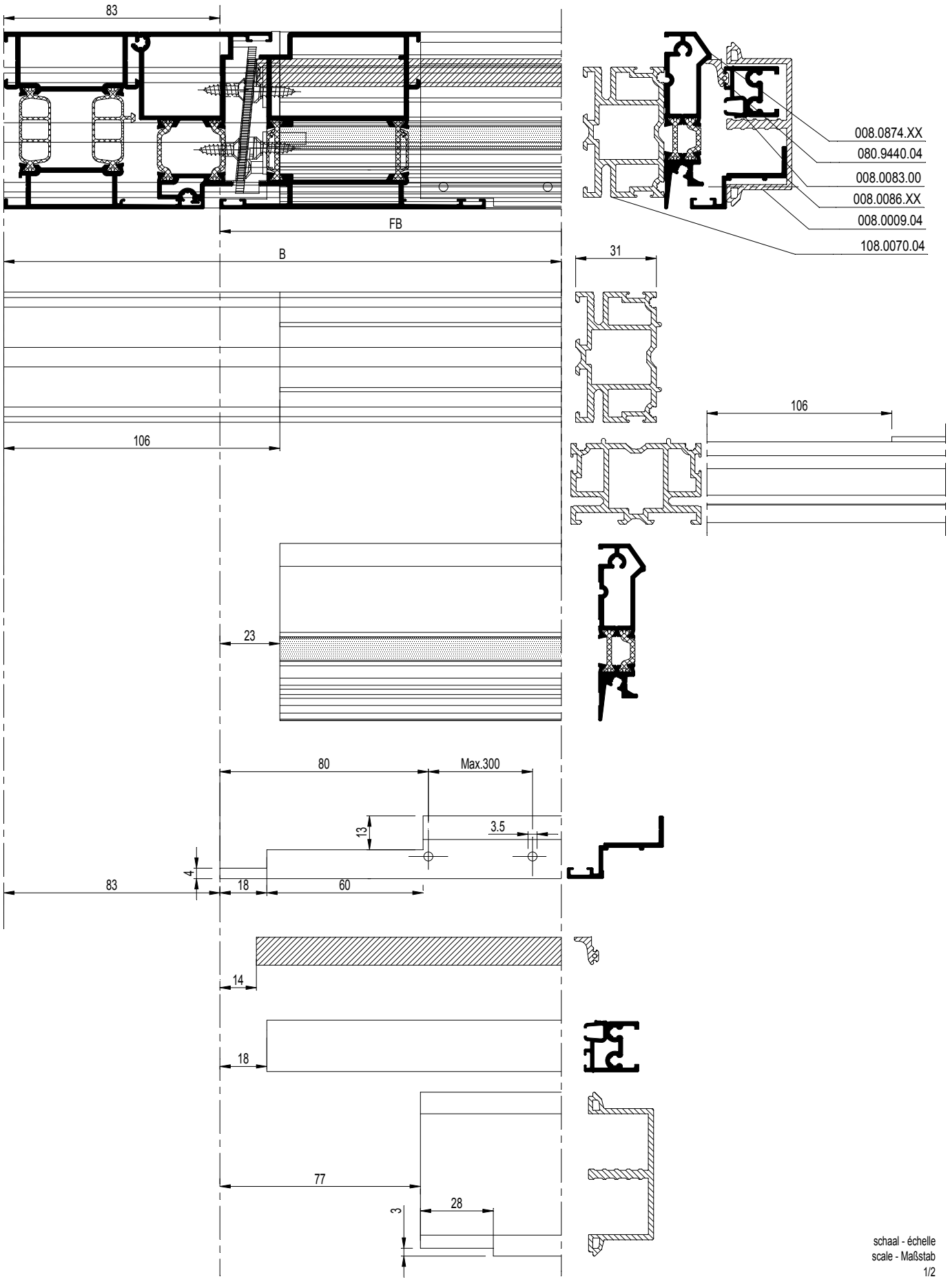

schaal - échelle
scale - Maßstab
1/2

D0078501

CS 77

DEUR BUITENDR. MET DUBBELE AANSLAGDICHTING
PORTE DOUBLE JOINT DE BUTEE OUVR. VERS L'EXT.
DOOR OUTWARD OPENING WITH DOUBLE WEATHER STRIP
TUER NACH AUSSEN OEFFN. MIT DOPPELANSCHLAGDICHTUNG

REYNAERS aluminium

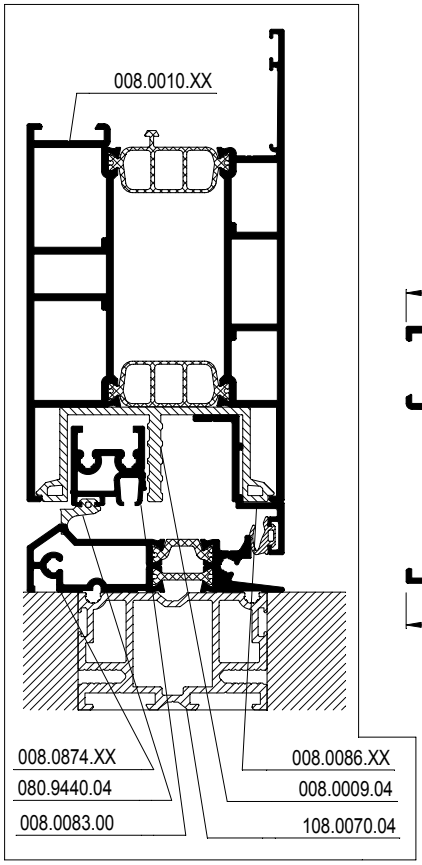

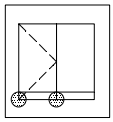

4H

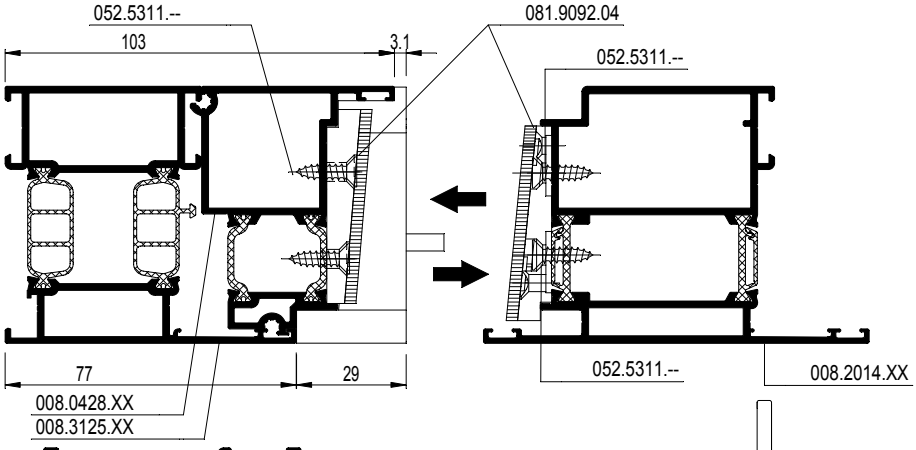

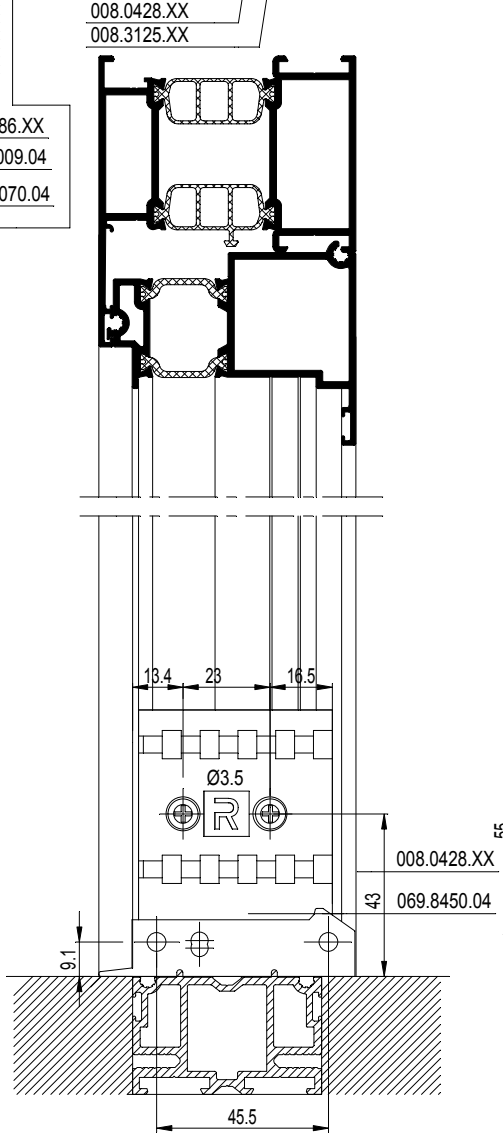

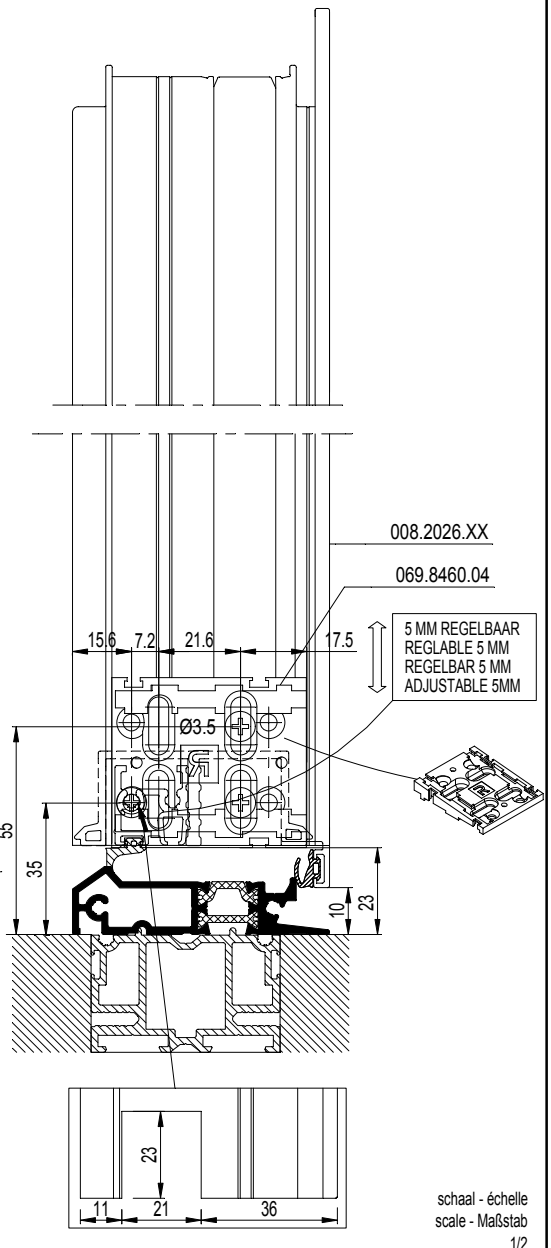

schaal - échelle
scale - Maßstab
1/2

D0078501

CS 77

STOLPDEUR BUITENDR. MET DUBBELE AANSLAGDICHTING
PORTE DOUB. AVEC DOUB. JOINT DE BUTEE OUVR. V. L'EXT.
DOUBLE CASEM. D. OUTW. OPEN. WITH DOUB. WEATHER STRIP
STULPFL.TUER AUSSEN OEFFN. MIT DOPPELANSCHLAGDICHT.

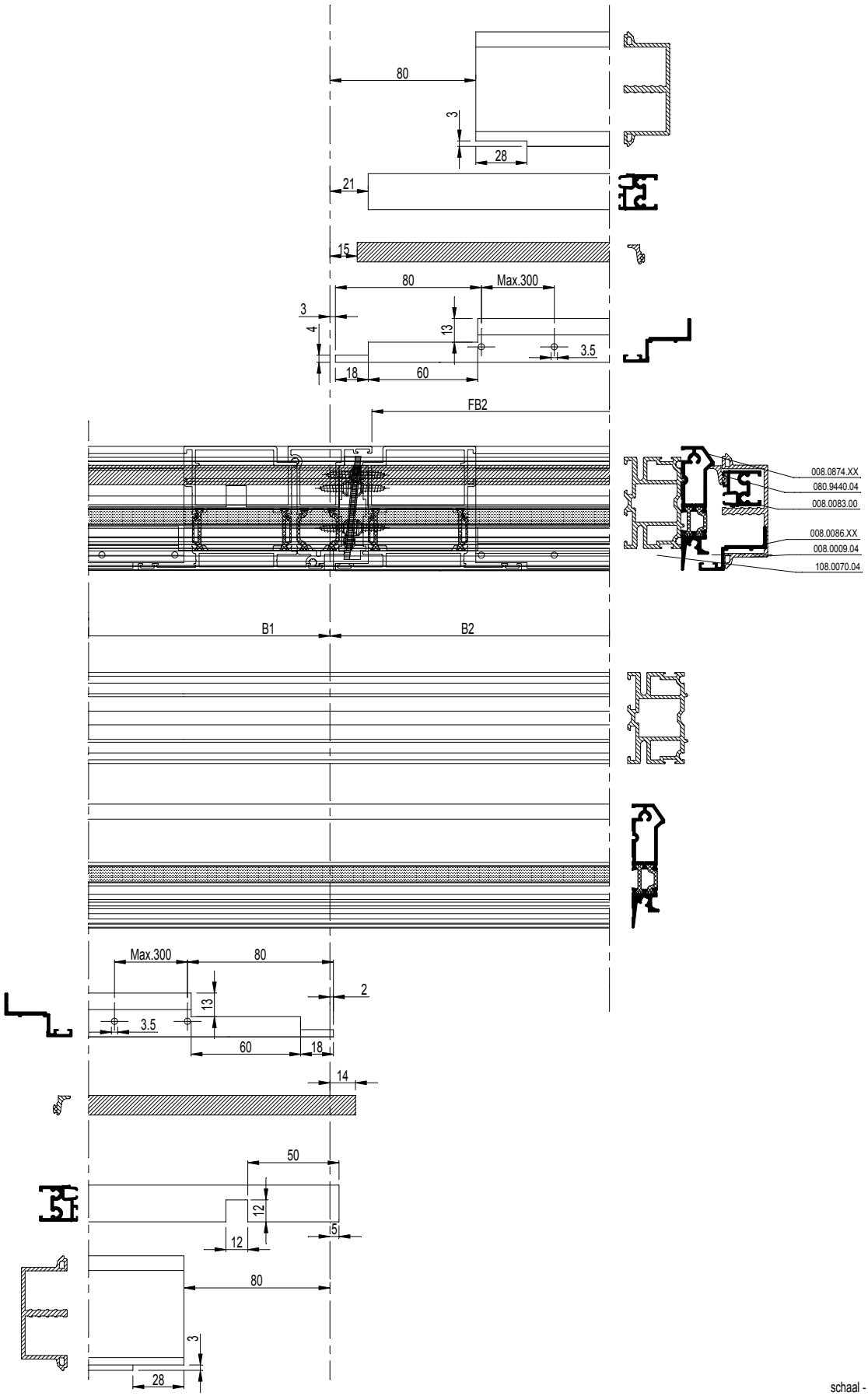

schaal - échelle
scale - Maßstab
1/2

D0075370

CS 77

STOLPDEUR BUITENDR. MET DUBBELE AANSLAGDICHTING
PORTE DOUB. AVEC DOUB. JOINT DE BUTEE OUVR. V. L'EXT.
DOUBLE CASEM. D. OUTW. OPEN. WITH DOUB. WEATHER STRIP
STULPFL.TUER AUSSEN OEFFN. MIT DOPPELANSCHLAGDICHT.

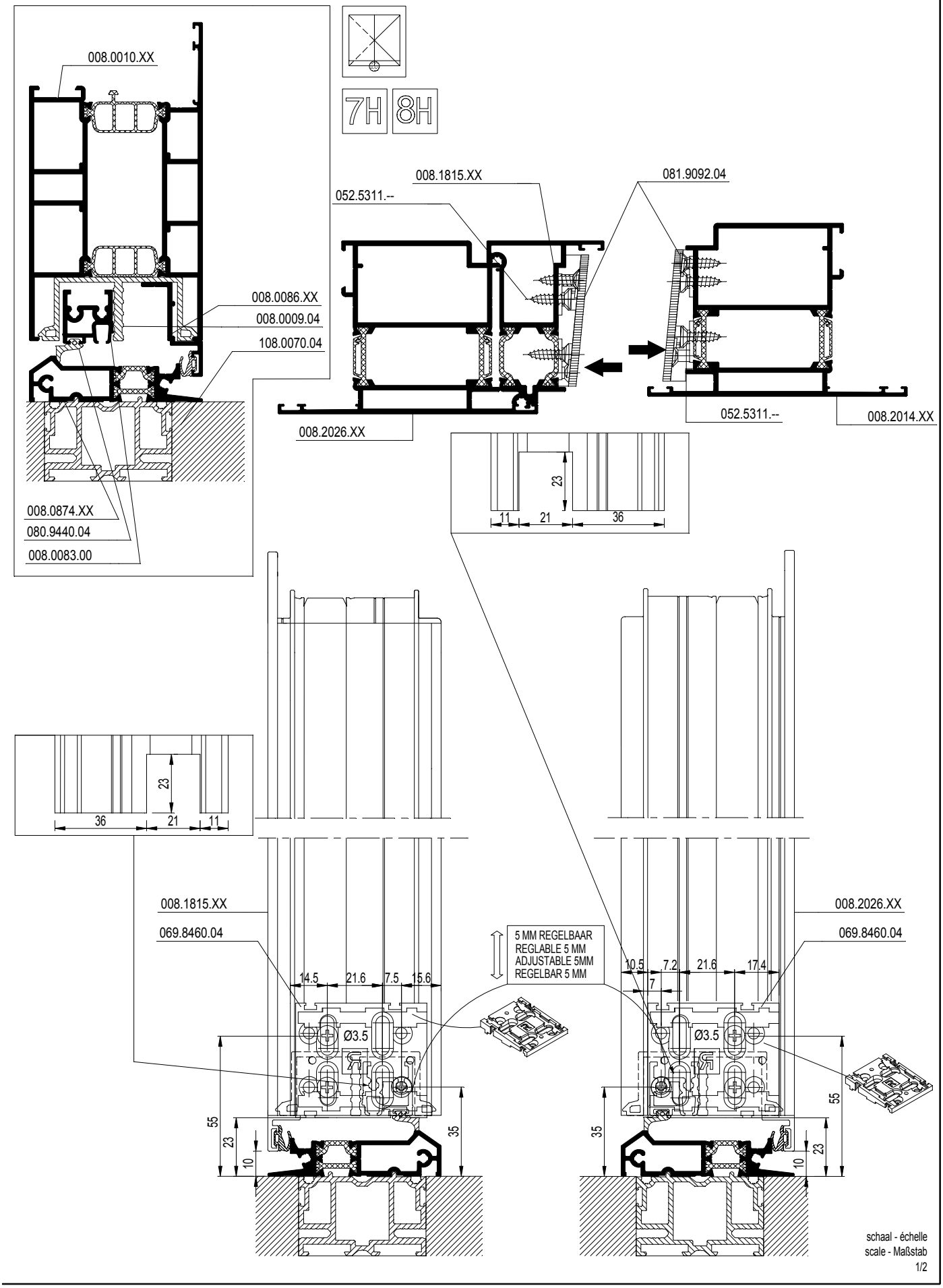

schaal - échelle
scale - Maßstab
1/2

D0075370

CS 77

Z-T DEUR BUITENDR. MET DUBBELE AANSLAGDICHTING
PORTE Z-T DOUBLE JOINT DE BUTEE OUVR. VERS L'EXT.
Z-T DOOR OUTW. OPEN. WITH DOUBLE WEATHER STRIP
Z-T TUER AUSSEN OEFFN. MIT DOPPELANSCHLAGDICHTUNG

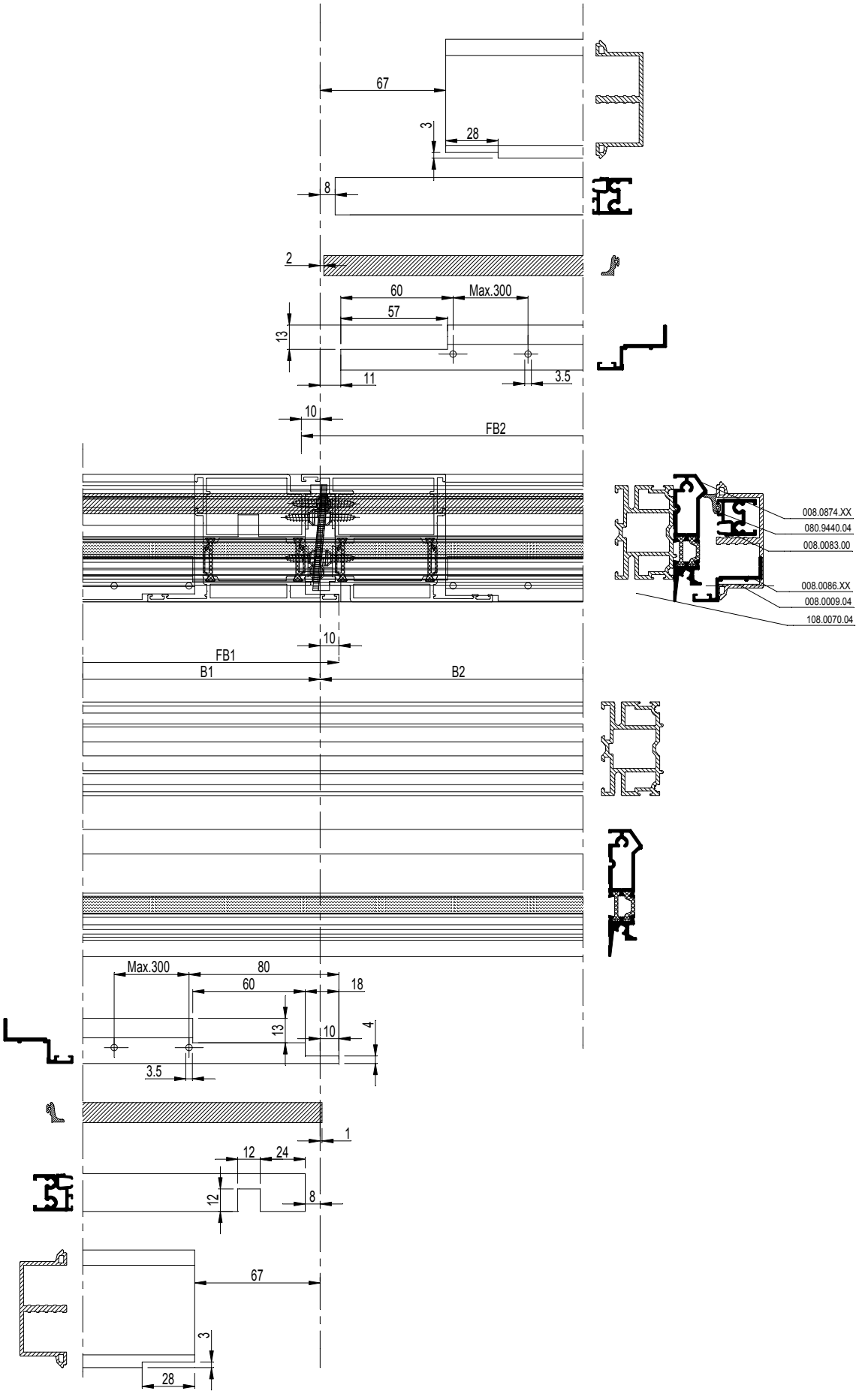

D0075372

CS 77

Z-T DEUR BUITENDR. MET DUBBELE AANSLAGDICHTING
PORTE Z-T DOUBLE JOINT DE BUTEE OUVR. VERS L'EXT.
Z-T DOOR OUTW. OPEN. WITH DOUBLE WEATHER STRIP
Z-T TUER AUSSEN OEFFN. MIT DOPPELANSCHLAGDICHTUNG

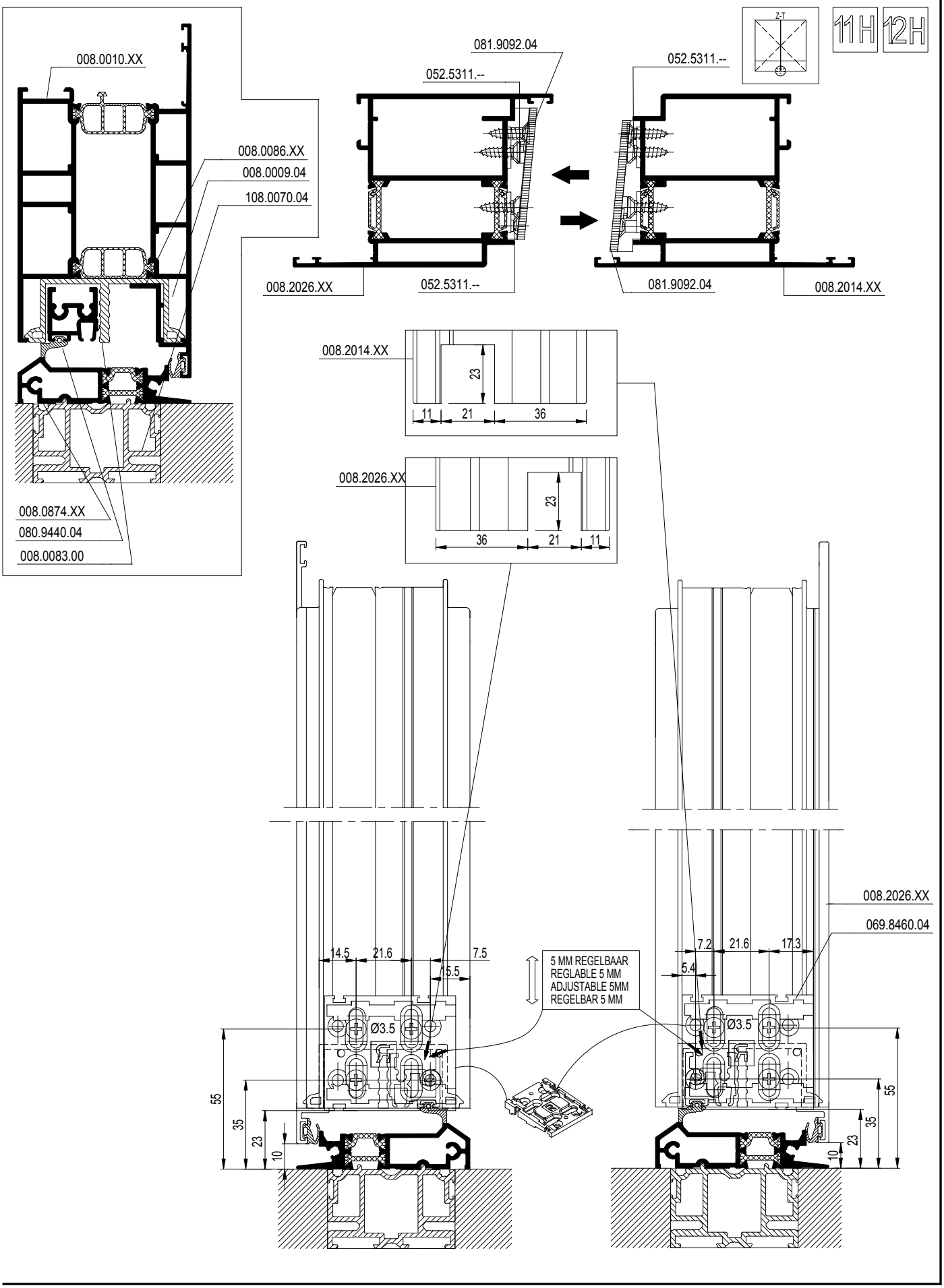

D0075372

CS 77

DEUR MET AUTOMATISCHE DEURDICHTING
PORTE FERMETURE DE PORTE AUTOMATIQUE
DOOR WITH AUTOMATIC DOOR LATCH
TUER MIT AUTOMATISCHER TUERDICHTUNG

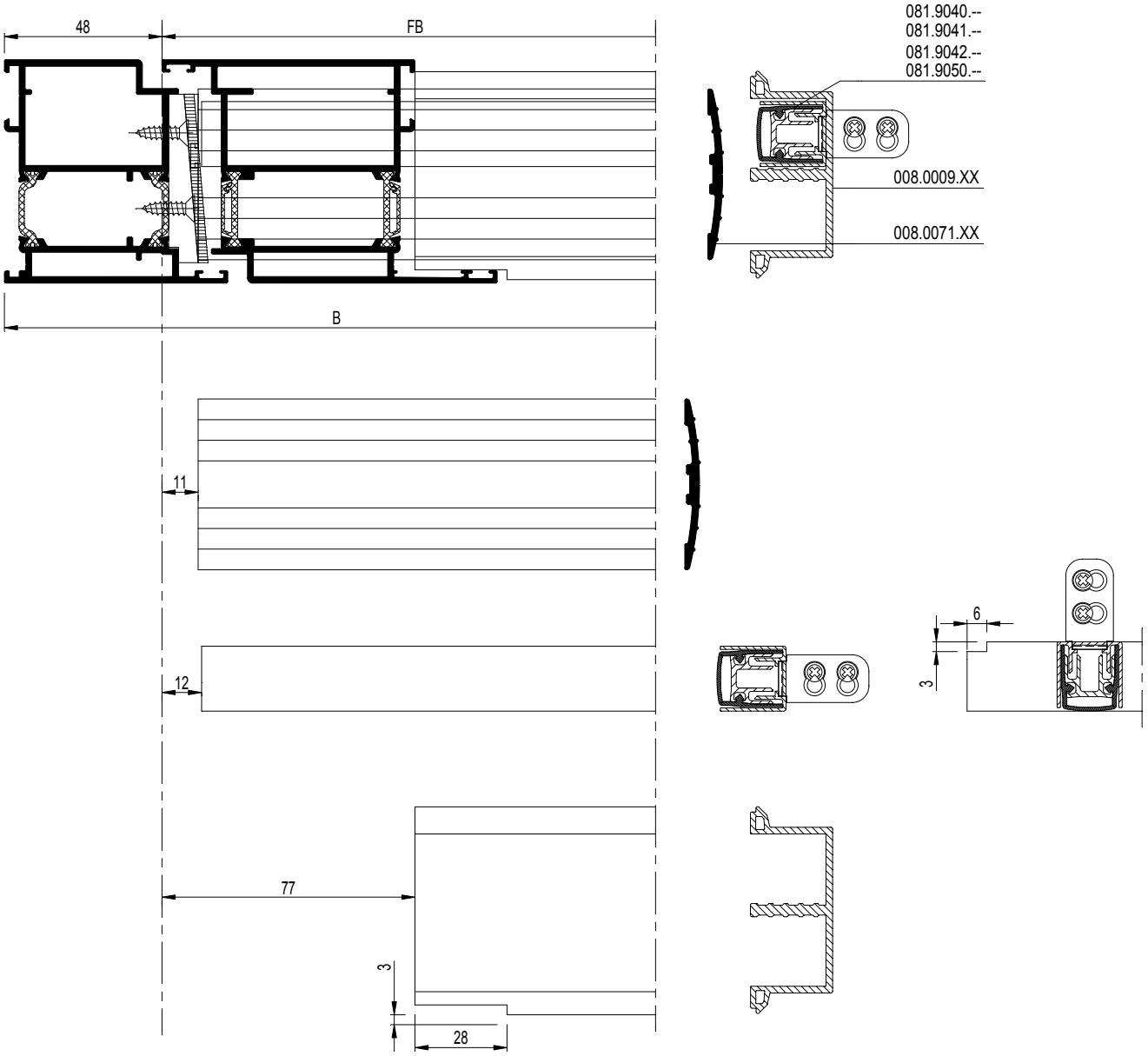

D0076408

CS 77

DEUR MET AUTOMATISCHE DEURDICHTING
PORTE FERMETURE DE PORTE AUTOMATIQUE
DOOR WITH AUTOMATIC DOOR LATCH
TUER MIT AUTOMATISCHER TUERDICHTUNG

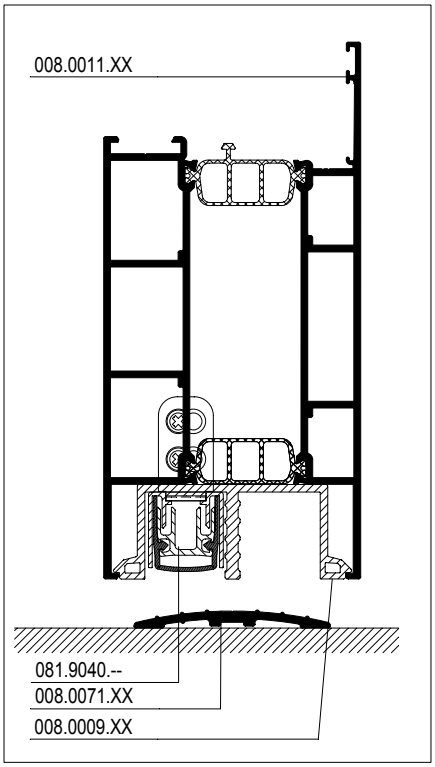

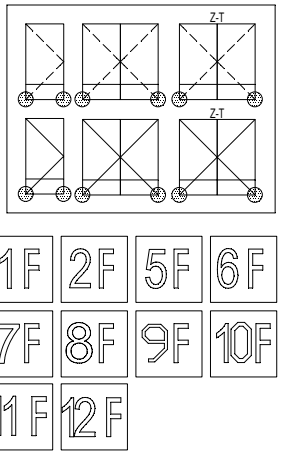

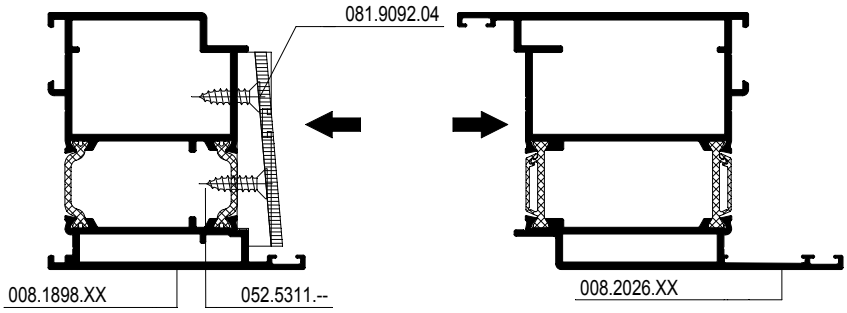

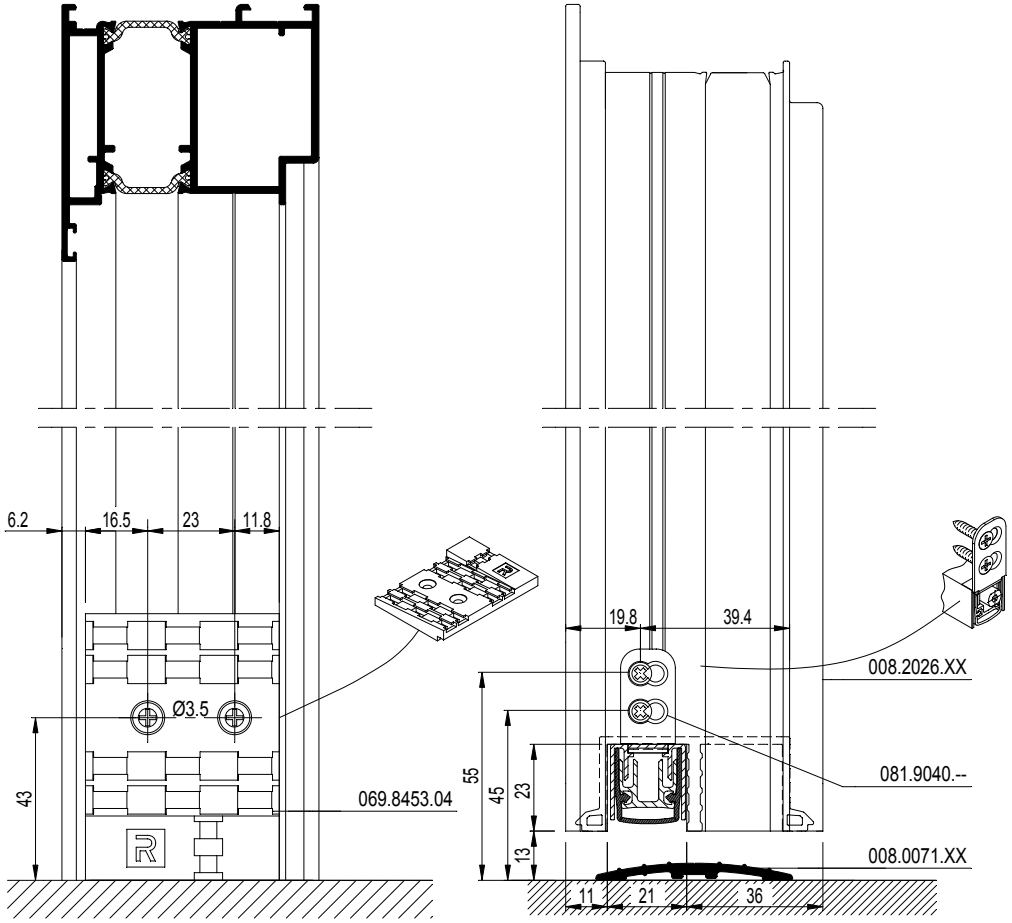

D0076408

CS 77

DEUR MET AUTOMATISCHE DEURDICHTING
PORTE AVEC FERMETURE DE PORTE AUTOMATIQUE
DOOR WITH AUTOMATIC DOOR LATCH
TUER MIT AUTOMATISCHER TUERDICHTUNG

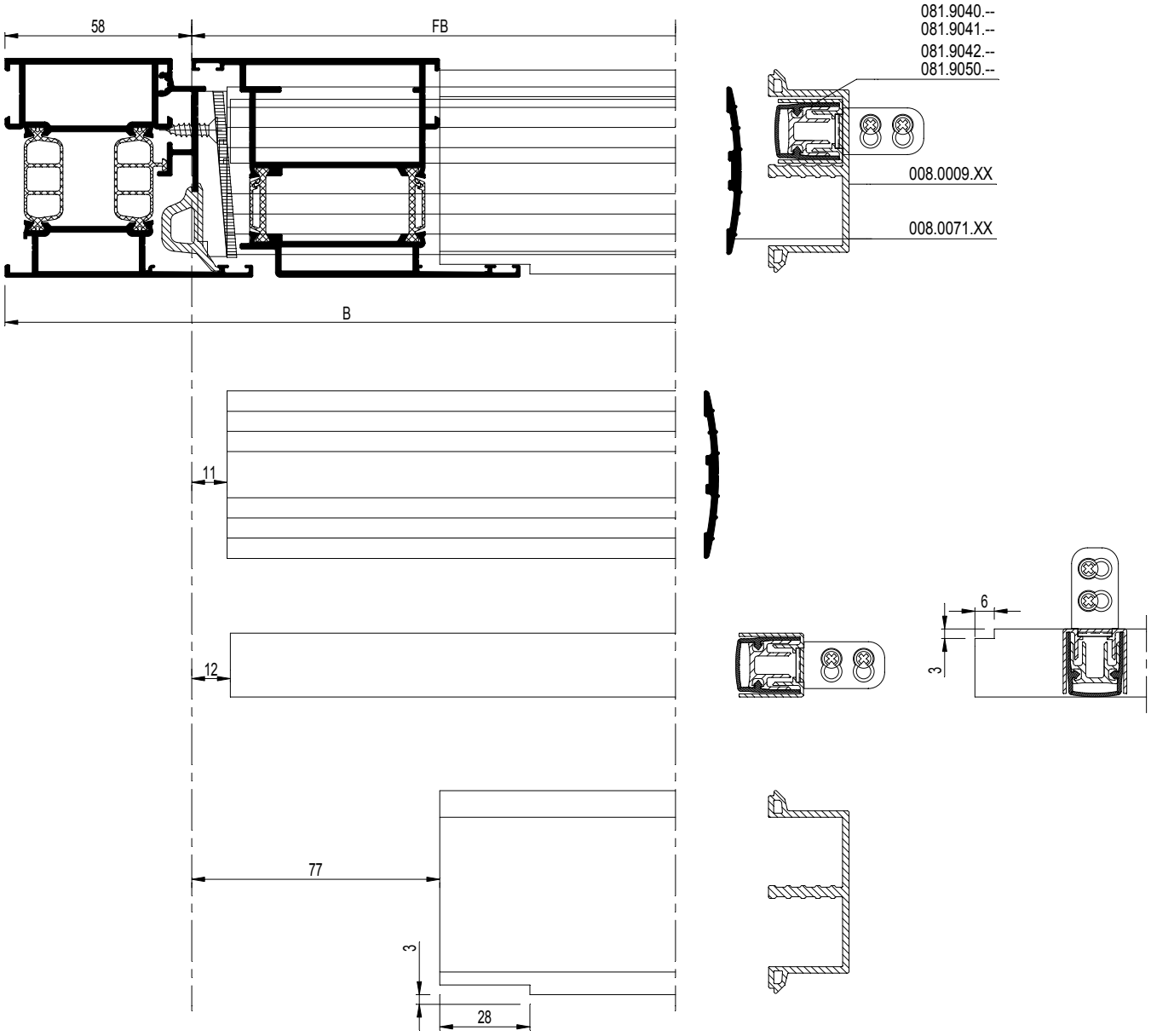

D0078502

CS 77

DEUR MET AUTOMATISCHE DEURDICHTING
PORTE AVEC FERMETURE DE PORTE AUTOMATIQUE
DOOR WITH AUTOMATIC DOOR LATCH
TUER MIT AUTOMATISCHER TUERDICHTUNG

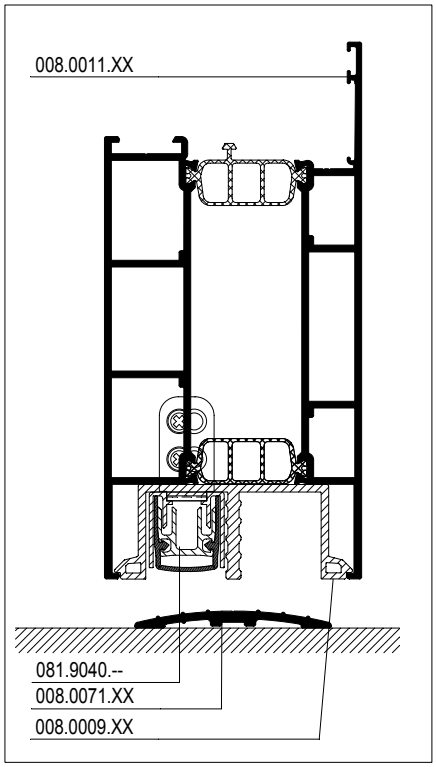

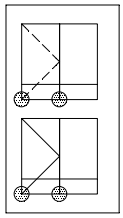

3F 4F

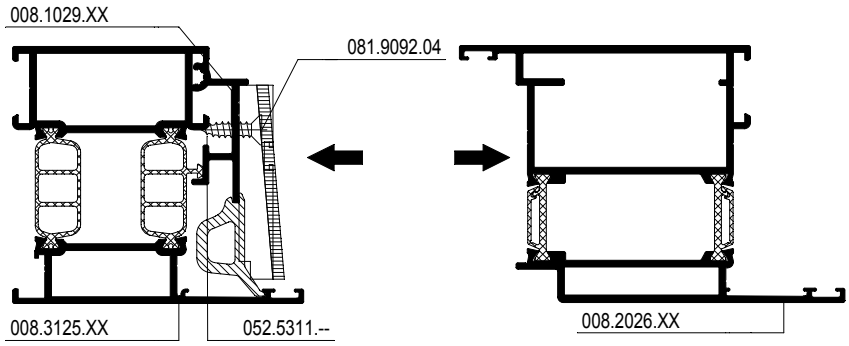

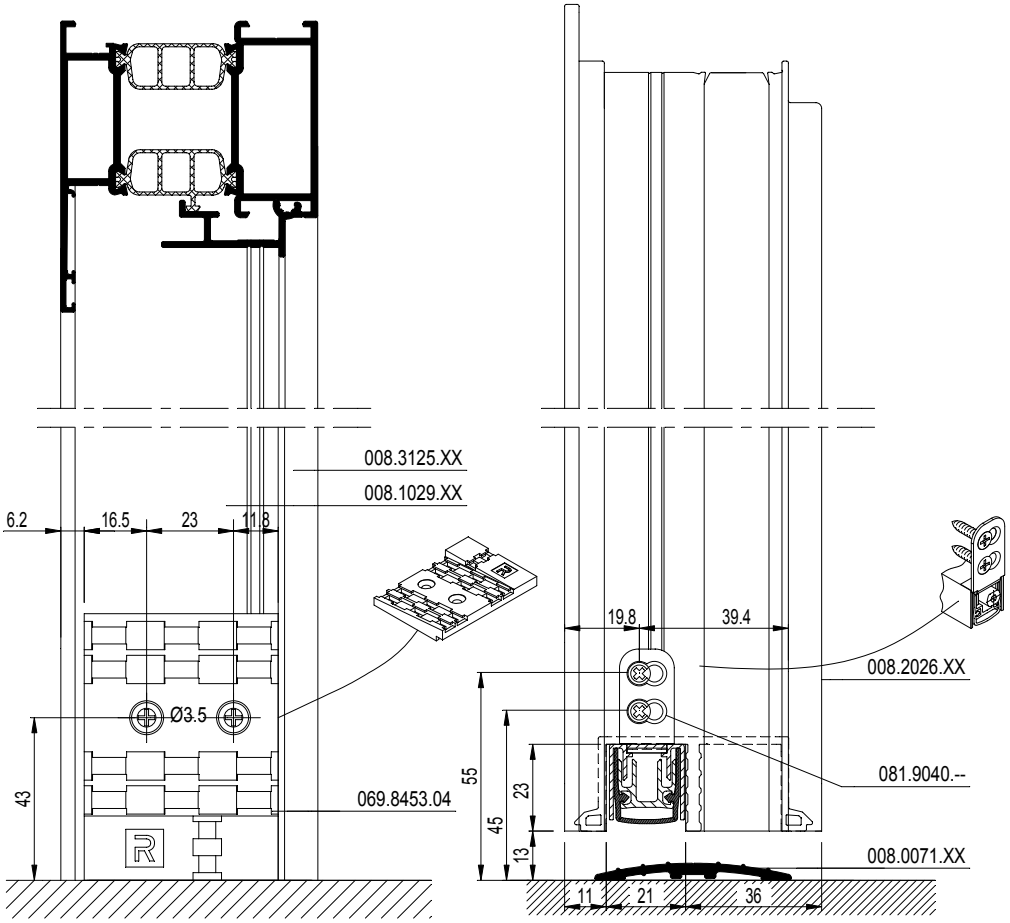

D0078502

CS 77

STOLPDEUR MET AUTOMATISCHE DEURDICHTING
PORTE DOUB. AVEC FERM. DE PORTE AUTOMATIQUE
DOUBLE CASEMENT DOOR WITH AUTOMATIC DOOR LATCH
STULPFLUEGELTUER MIT AUTOMATISCHER TUERDICHTUNG

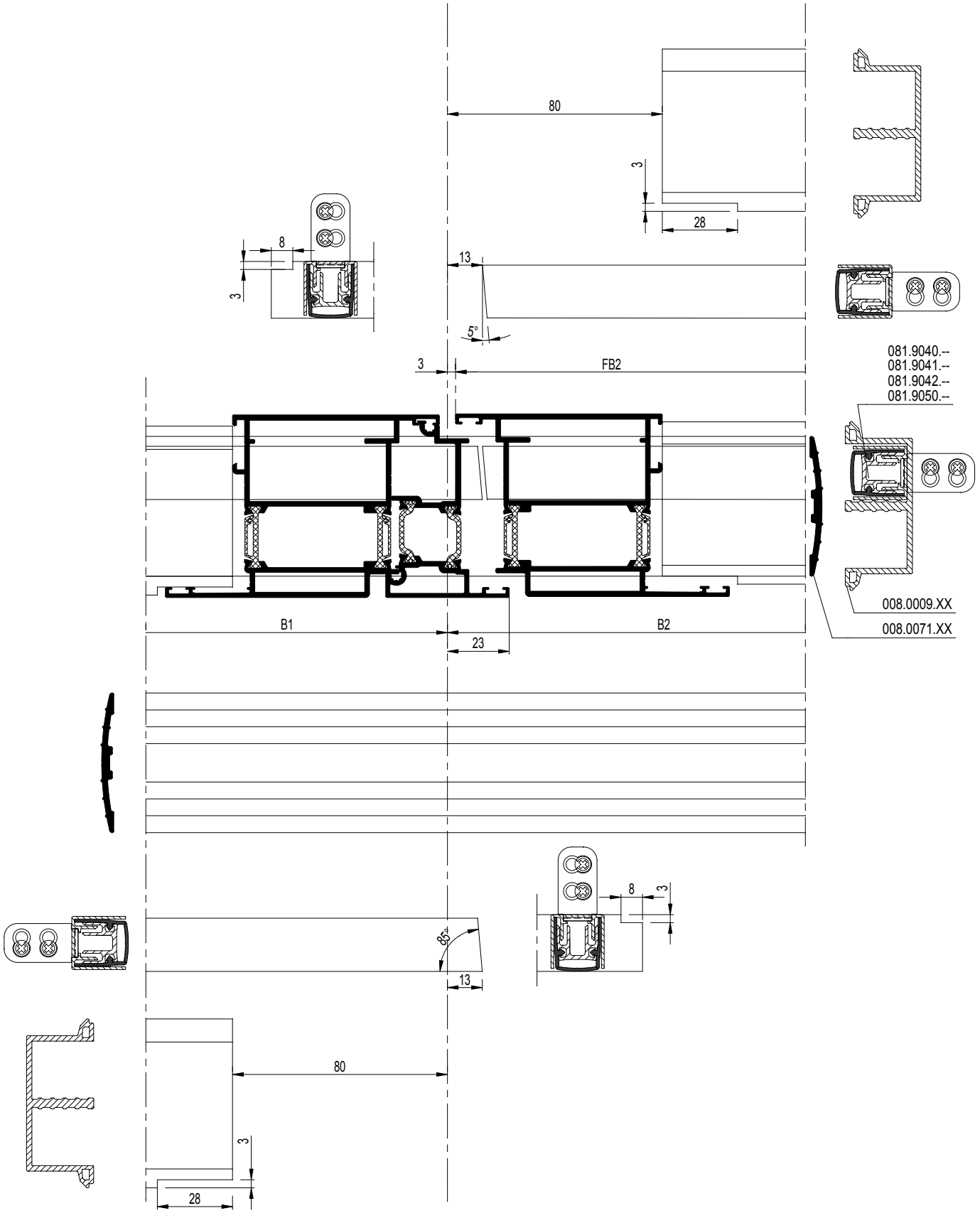

D0076409

CS 77

STOLPDEUR MET AUTOMATISCHE DEURDICHTING
PORTE DOUB. AVEC FERM. DE PORTE AUTOMATIQUE
DOUBLE CASEMENT DOOR WITH AUTOMATIC DOOR LATCH
STULPFLUEGELTUER MIT AUTOMATISCHER TUERDICHTUNG

REYNAERS aluminium

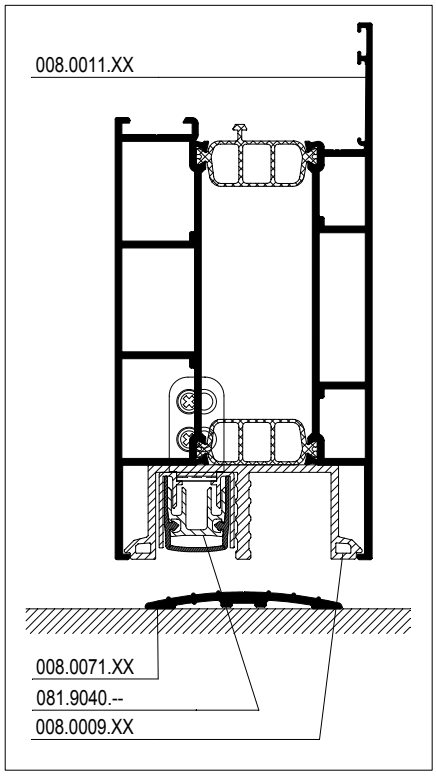

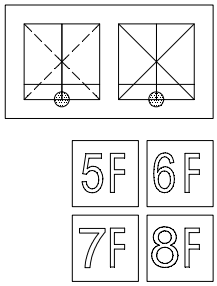

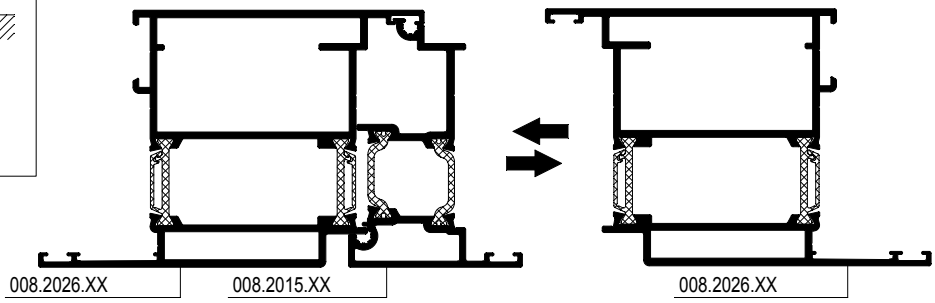

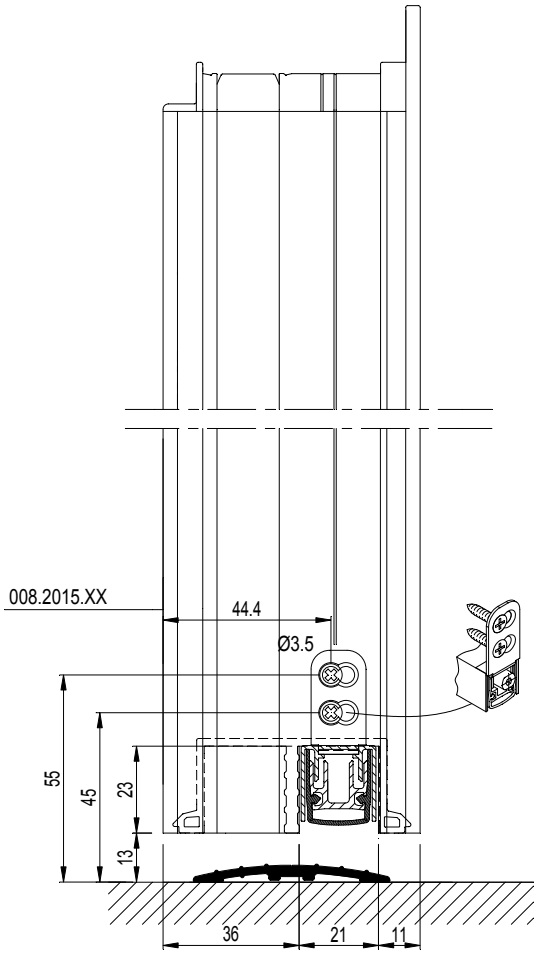

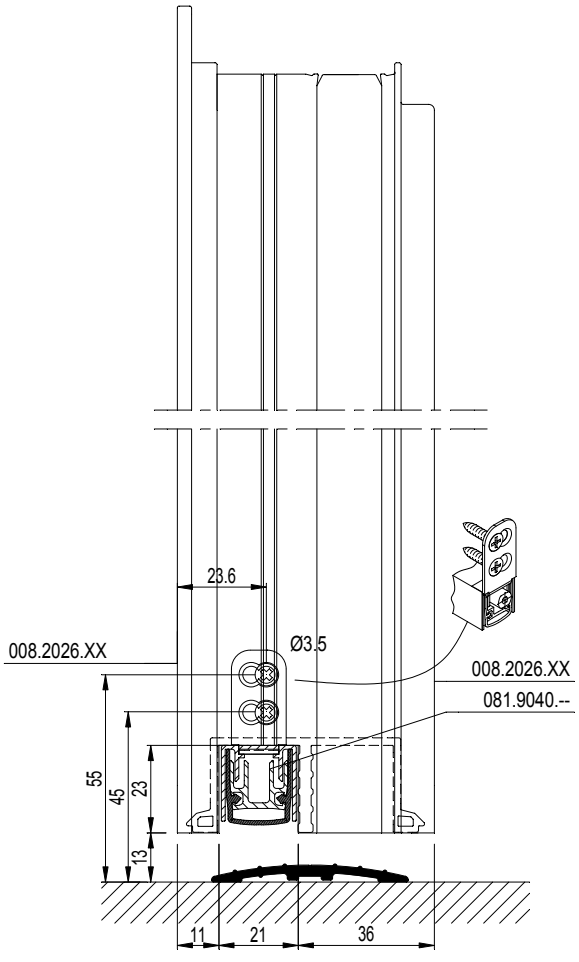

D0076409

CS 77

Z-T DEUR MET AUTOMATISCHE DEURDICHTING
PORTE Z-T FERMETURE DE PORTE AUTOMATIQUE
Z-T DOOR WITH AUTOMATIC DOOR LATCH
Z-T TUER MIT AUTOMATISCHER TUERDICHTUNG

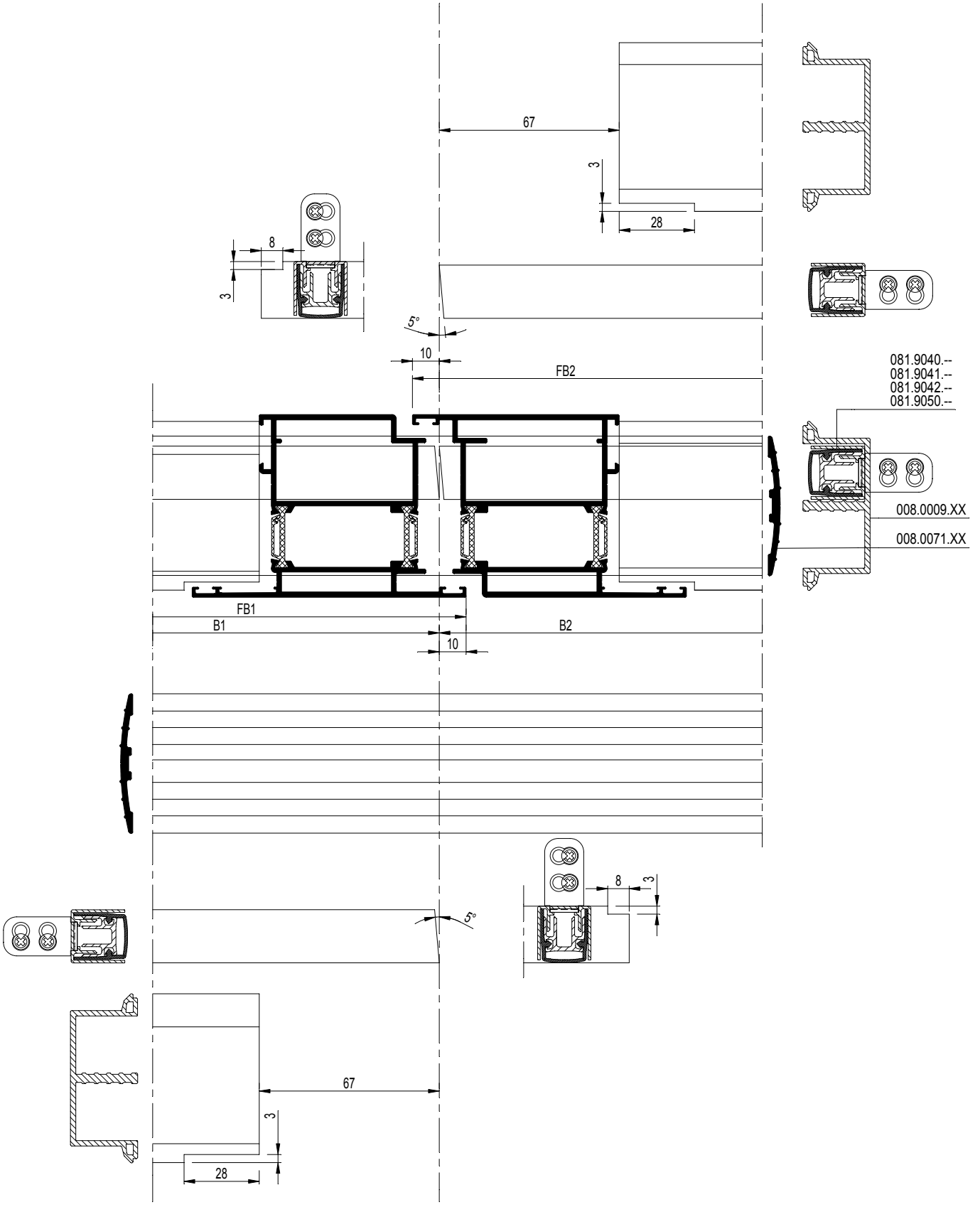

D0076414

CS 77

Z-T DEUR MET AUTOMATISCHE DEURDICHTING
PORTE Z-T FERMETURE DE PORTE AUTOMATIQUE
Z-T DOOR WITH AUTOMATIC DOOR LATCH
Z-T TUER MIT AUTOMATISCHER TUERDICHTUNG

REYNAERS aluminium

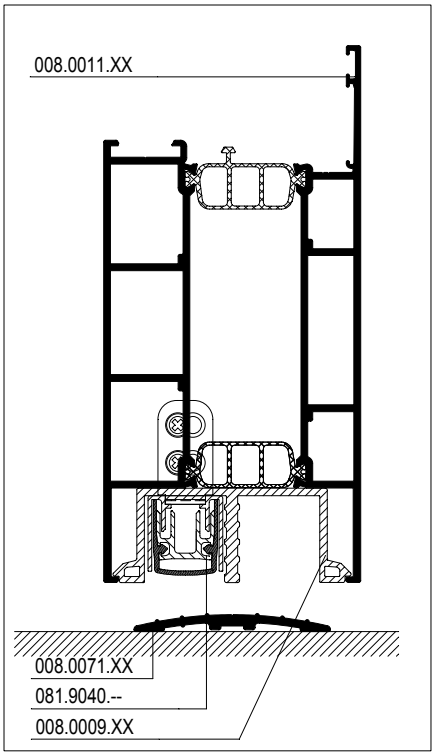

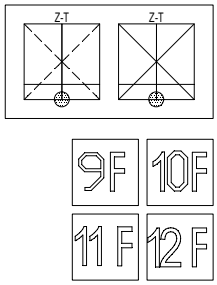

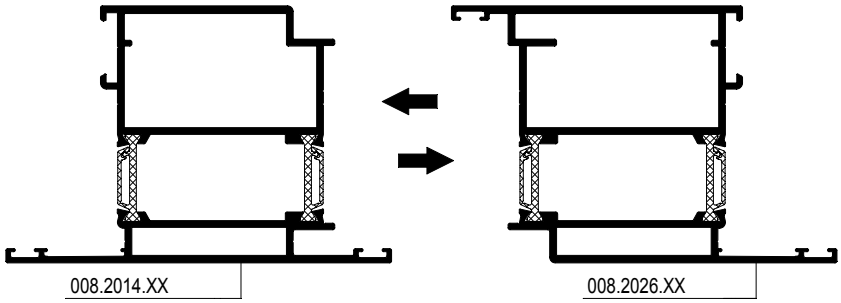

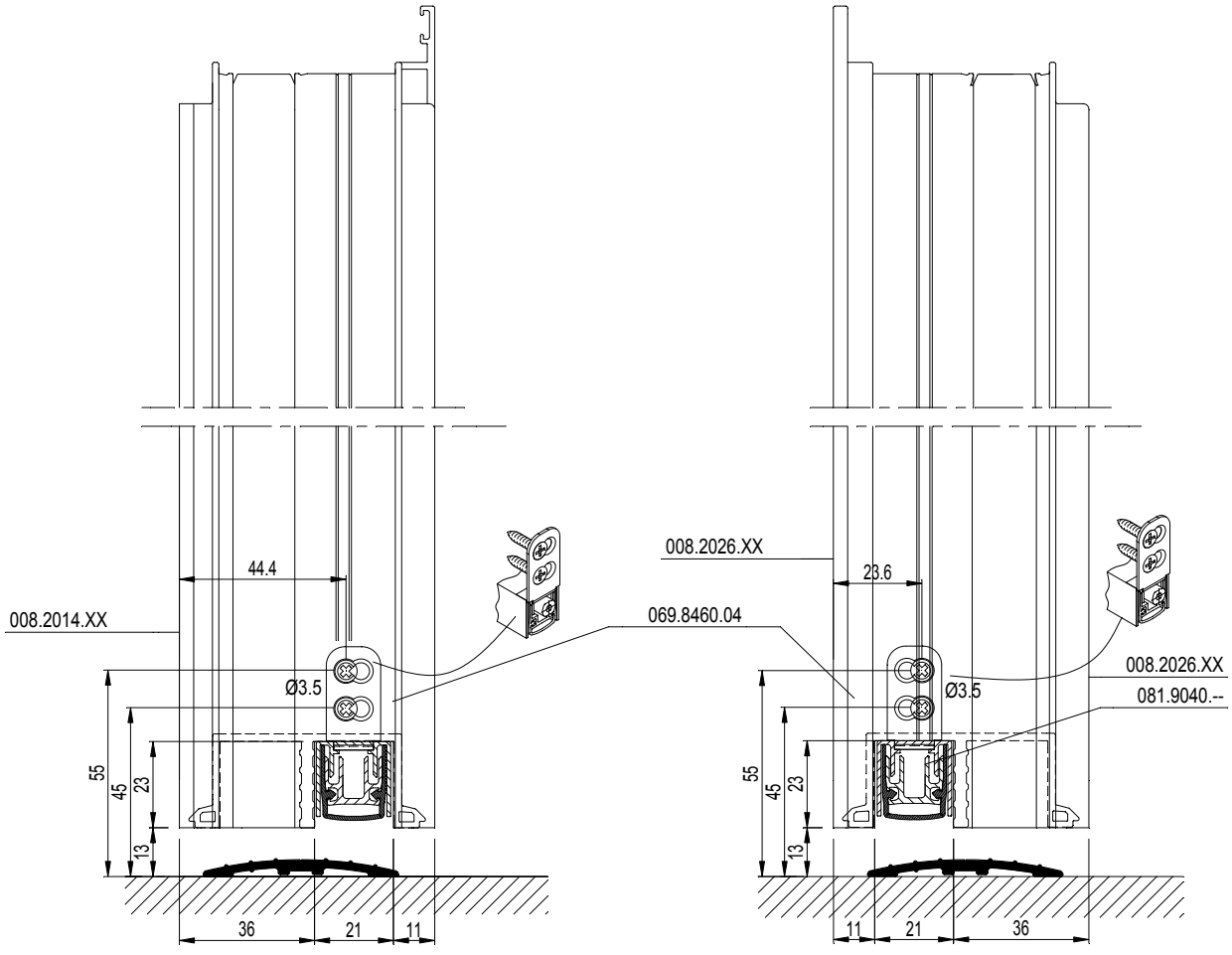

D0076414

CS 77

PIVOTDEUR
PORTE PIVOTANTE
PIVOT DOOR
PIVOTTUER

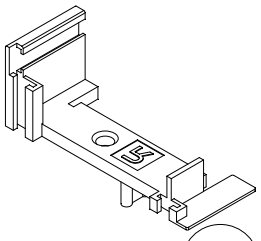

EINDSTUK (069.6948.04)
PIECE FINALE (069.6948.04)
END PIECE (069.6948.04)
ENDKAPPE (069.6948.04)

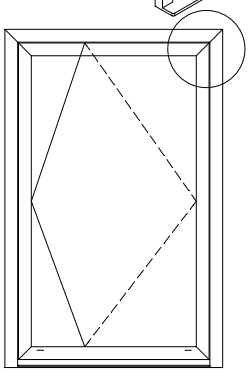

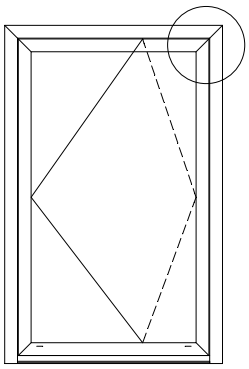

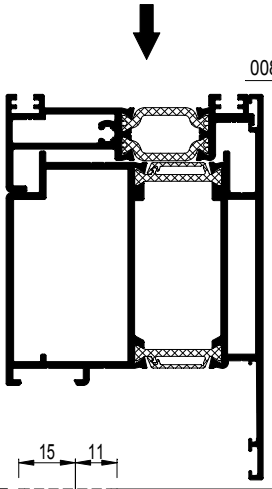

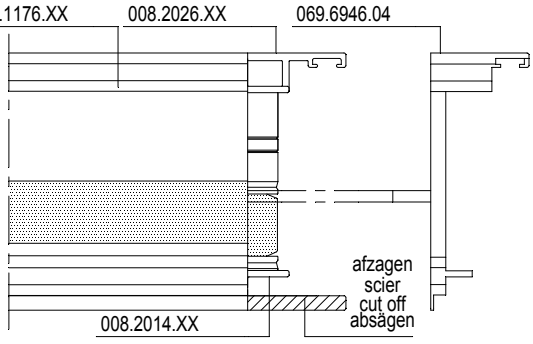

BINNENAANZICHT VLEUGEL
VUE INTERIEURE OUVRANT
INSIDE VIEW VENT
INNENSICHT FLUEGEL

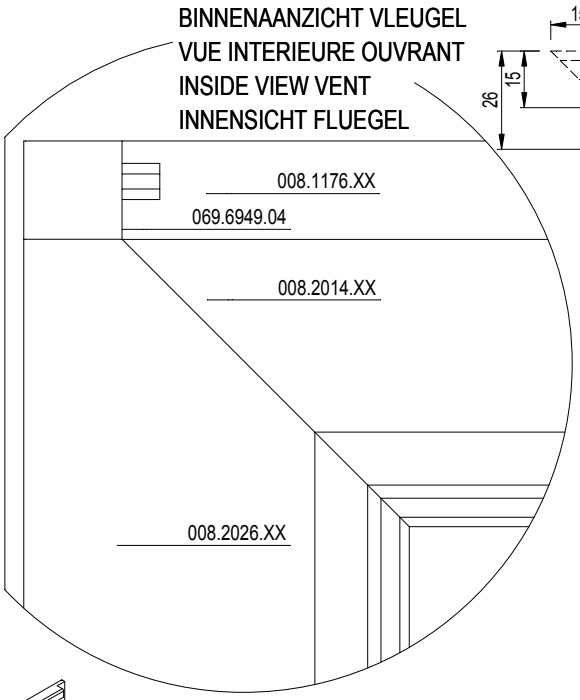

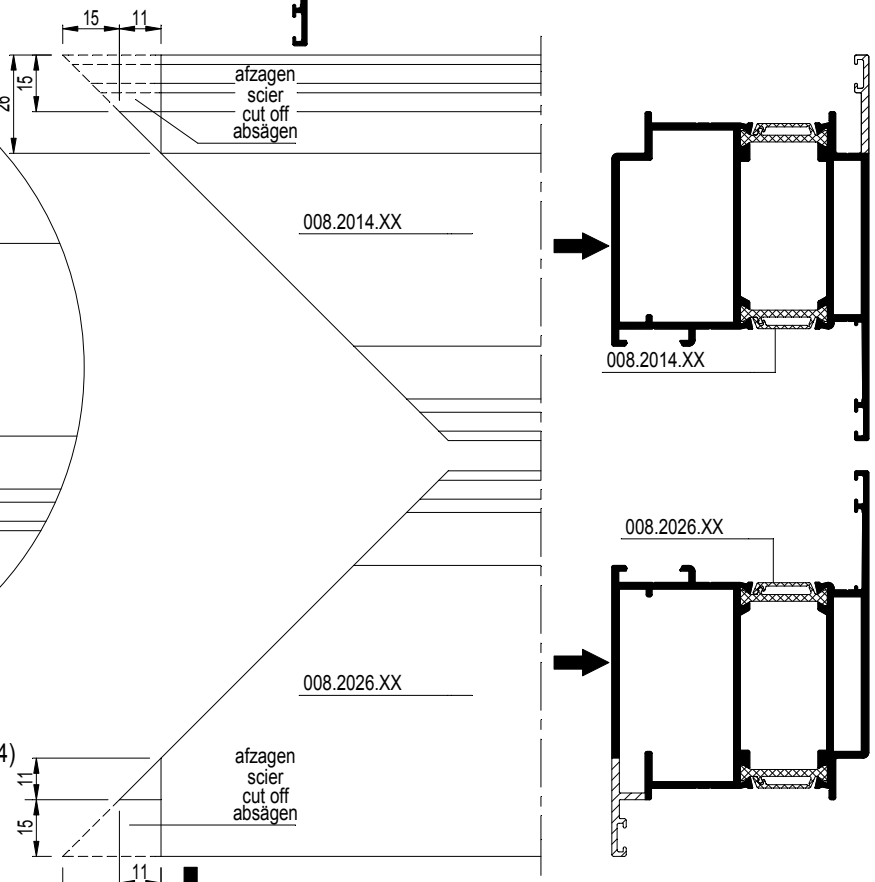

EINDSTUK (069.6951.04)
PIECE FINALE (069.6951.04)
END PIECE (069.6951.04)
ENDKAPPE (069.6951.04)

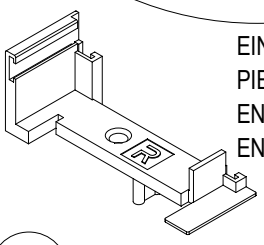

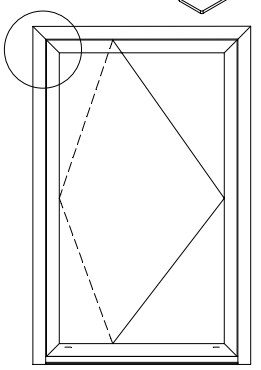

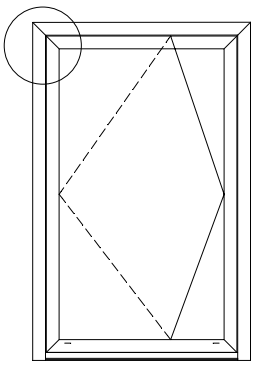

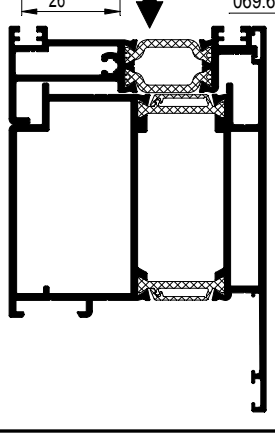

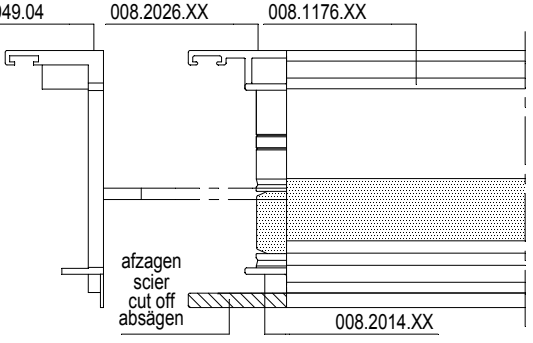

D0075319

CS 77

PIVOTDEUR
PORTE PIVOTANTE
PIVOT DOOR
PIVOTTUER

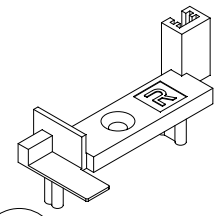

EINDSTUK (069.6948.04)
PIECE FINALE (069.6948.04)
END PIECE (069.6948.04)
ENDKAPPE (069.6948.04)

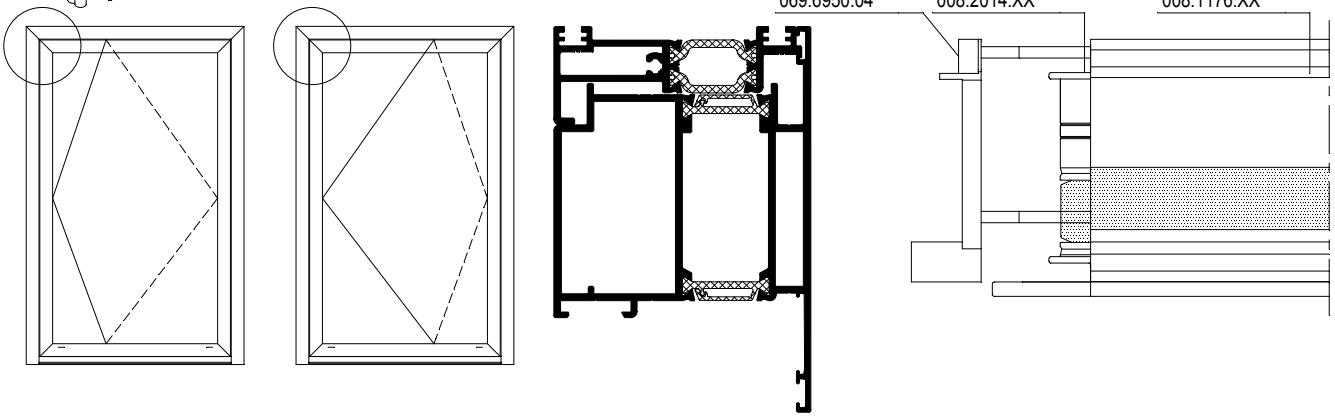

BINNENAANZICHT VLEUGEL
VUE INTERIEURE OUVRANT
INSIDE VIEW VENT
INNENSICHT FLUEGEL

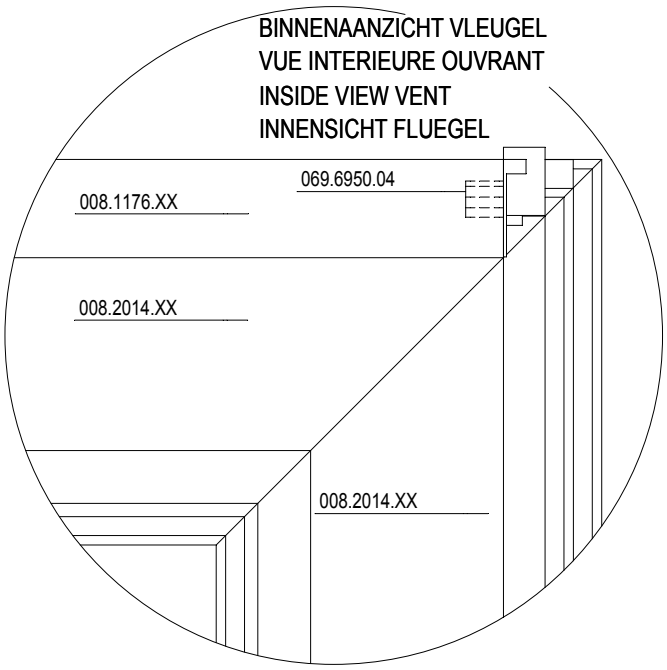

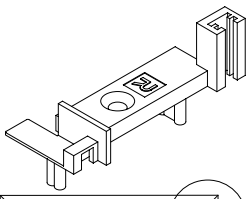

EINDSTUK (069.6951.04)
PIECE FINALE (069.6951.04)
END PIECE (069.6951.04)
ENDKAPPE (069.6951.04)

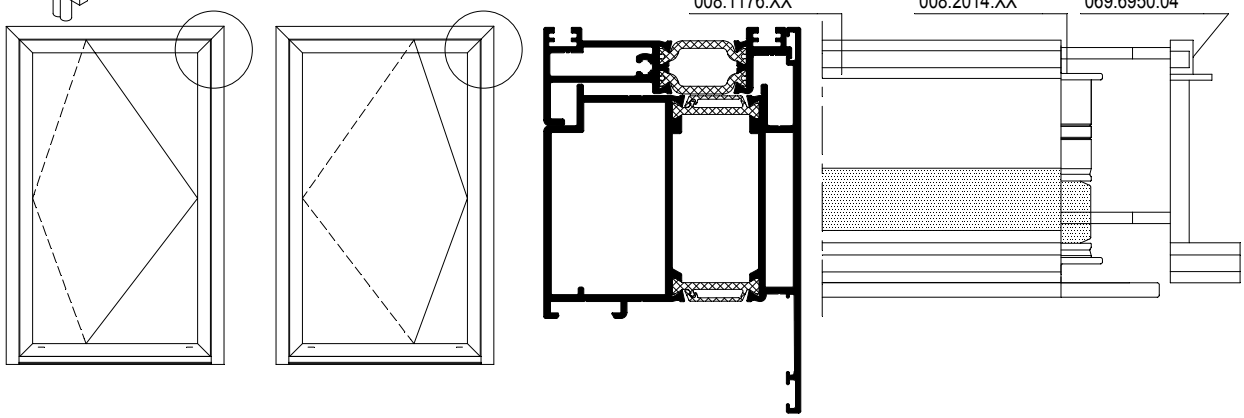

D0075319

CS 77

UITFREZING VLOERVEER EN TOEBEHOREN PIVOTDEUR
FRAISAGE PIVOT DE FREIN AU SOL ET ACCESS. PORTE PIVOTANTE
MILLING FLOOR DOOR CLOSER AND ACCESSORIES PIVOT DOOR
AUSFR. BODENTUERSCHLIESSER UND ZUBEHOER PIVOTTUER

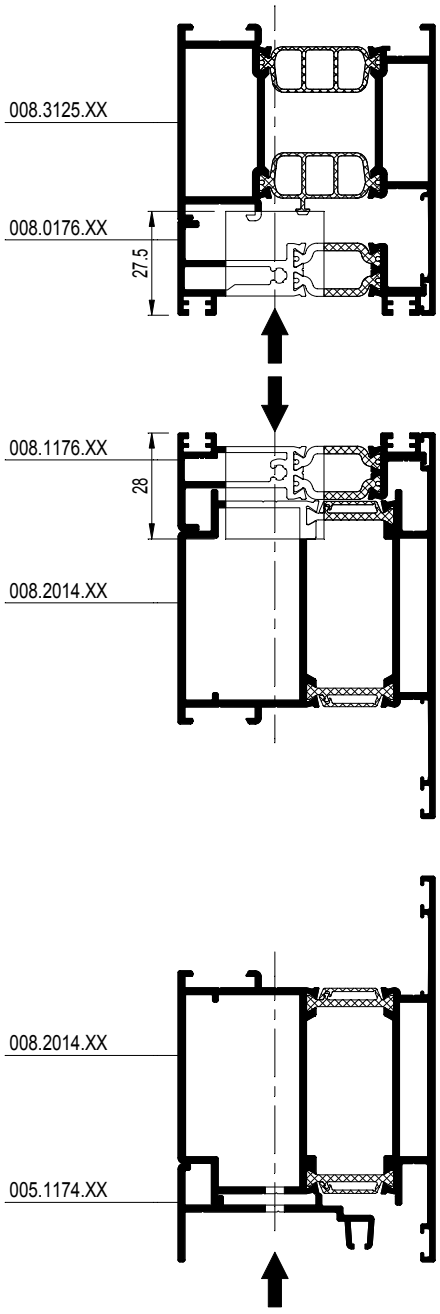

D0075770

CS 77

UITFREZING VLOERVEER EN TOEBEHOREN PIVOTDEUR
FRAISAGE PIVOT DE FREIN AU SOL ET ACCESS. PORTE PIVOTANTE
MILLING FLOOR DOOR CLOSER AND ACCESSORIES PIVOT DOOR
AUSFR. BODENTUERSCHLIESSER UND ZUBEHOER PIVOTTUER

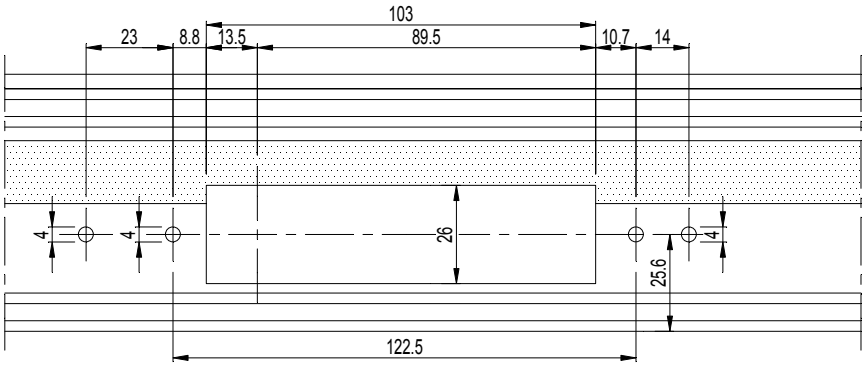

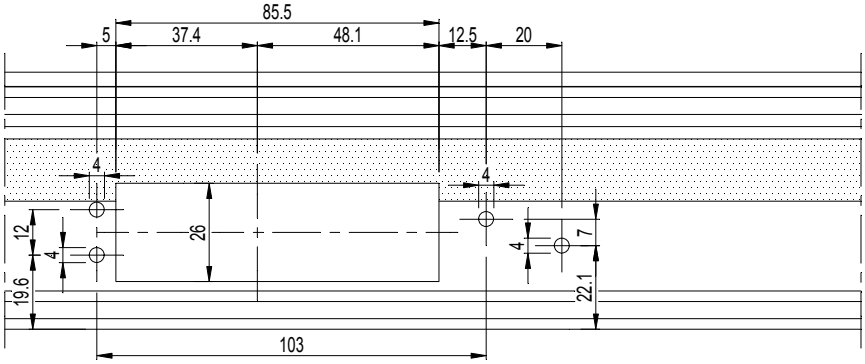

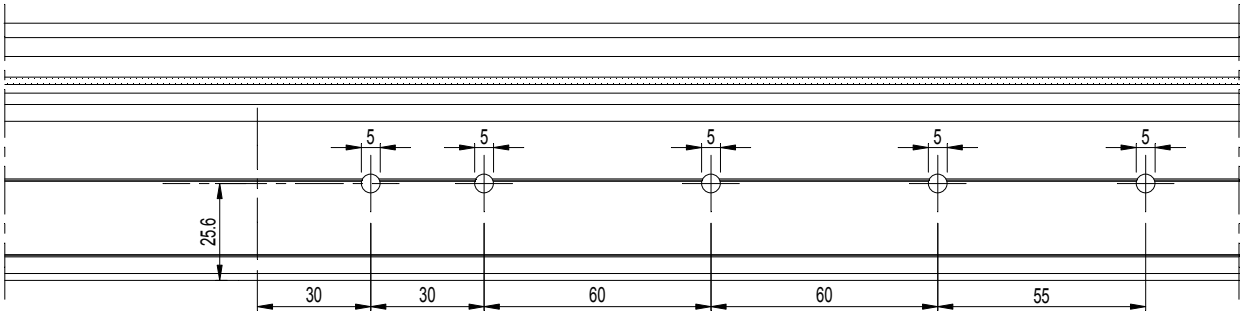

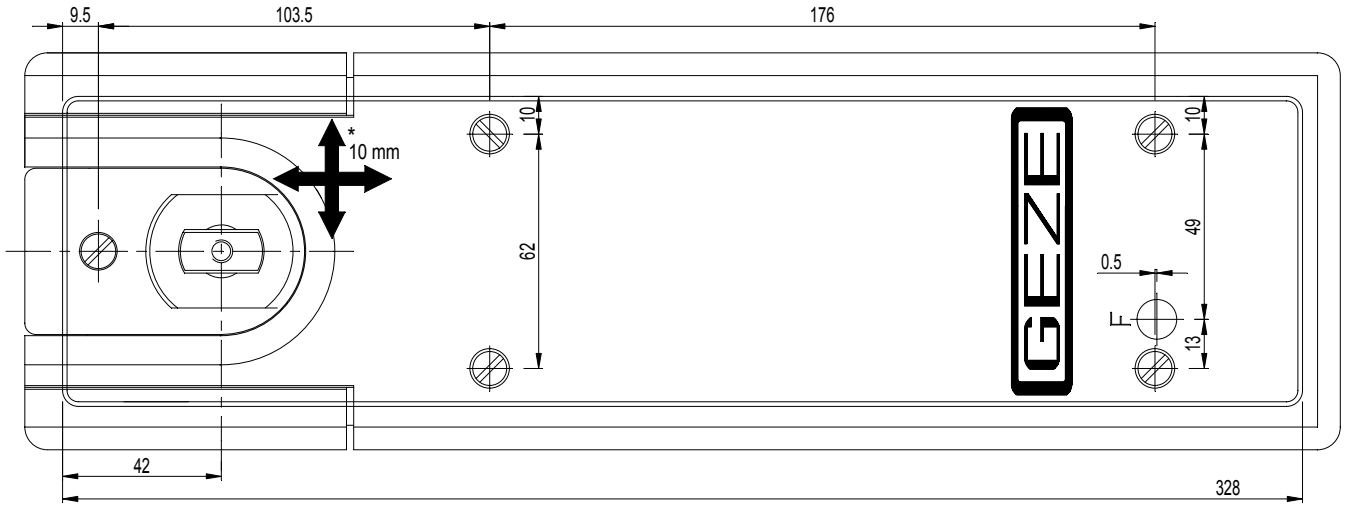

D0075770

CS 77

MONTAGE DEURSLUITER GEZE TS 4000 /TS 5000
MONTAGE FERMETURE PORTE GEZE TS 4000 / TS 5000
ASSEMBLY DOOR CLOSER GEZE TS 4000 / TS 5000
MONTAGE TUERSCHLIESSER GEZE TS 4000 / TS 5000

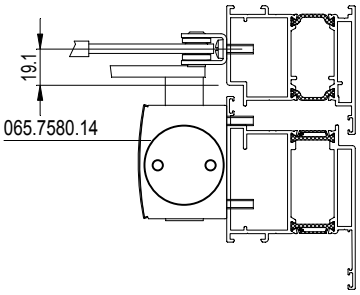

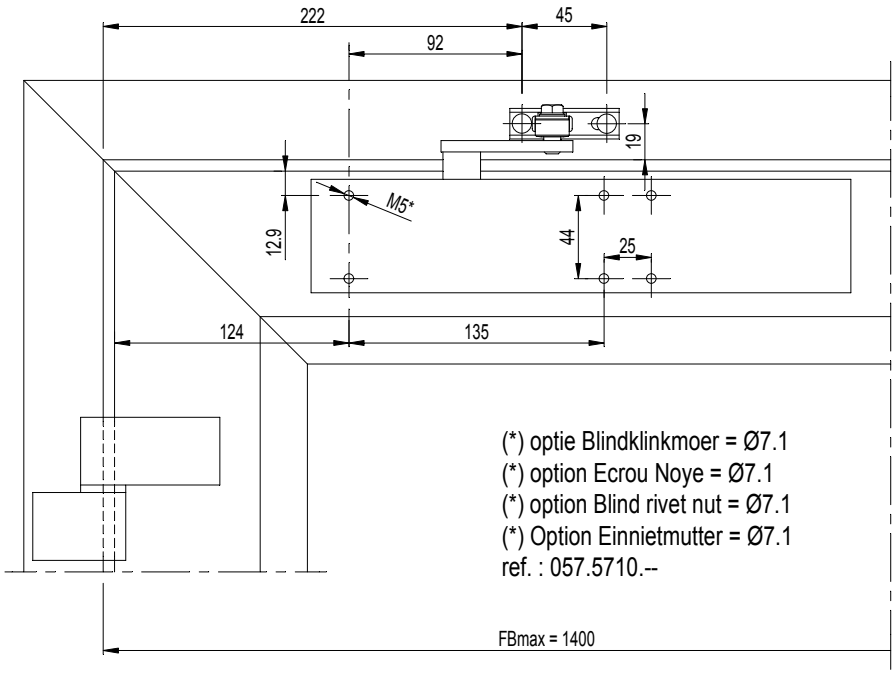

(*) optie Blindklinkmoer = Ø7.1
(*) option Ecrou Noye = Ø7.1
(*) option Blind rivet nut = Ø7.1
(*) Option Einnietmutter = Ø7.1
ref. : 057.5710.--

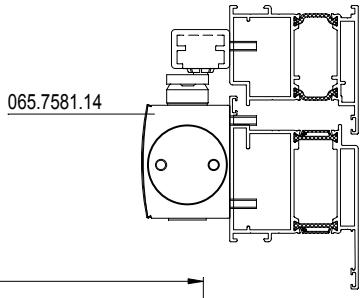

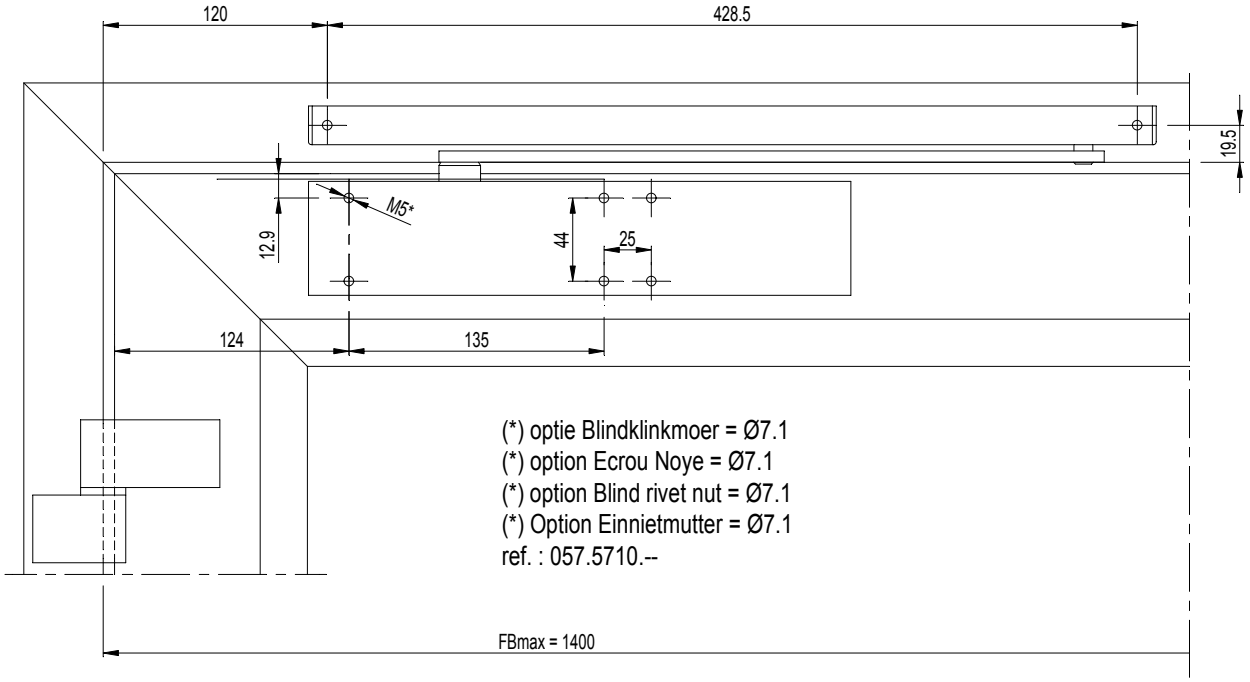

(*) optie Blindklinkmoer = Ø7.1
(*) option Ecrou Noye = Ø7.1
(*) option Blind rivet nut = Ø7.1
(*) Option Einnietmutter = Ø7.1
ref. : 057.5710.--

D0075424

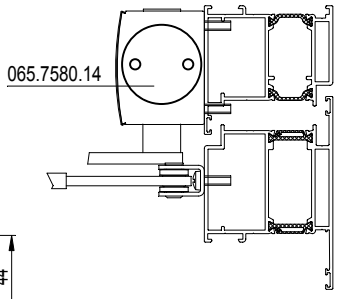

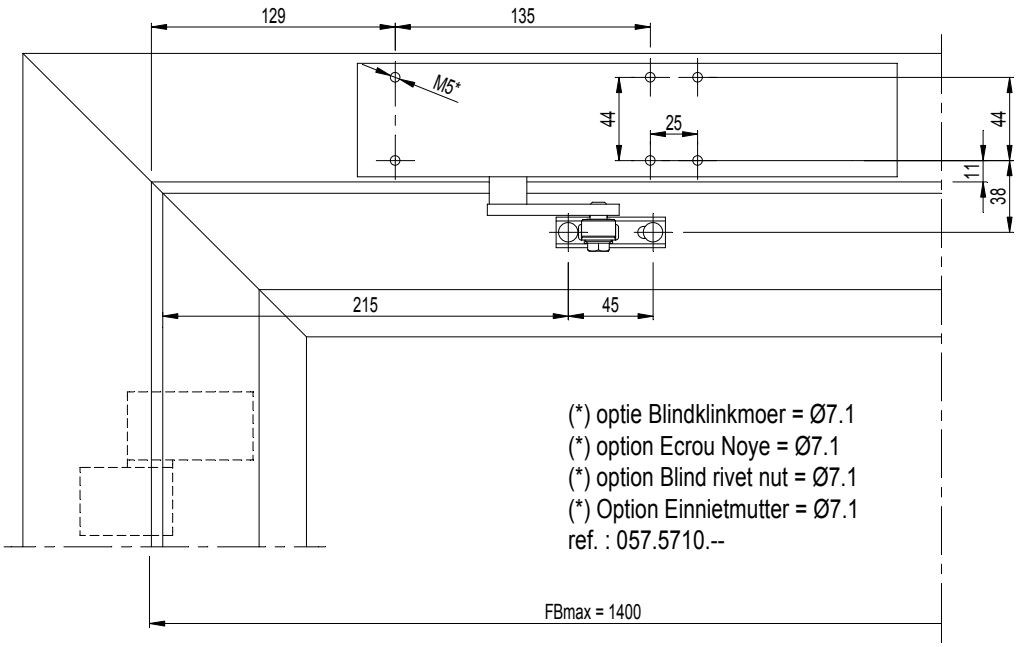

(*) optie Blindklinkmoer = Ø7.1
(*) option Ecrou Noye = Ø7.1
(*) option Blind rivet nut = Ø7.1
(*) Option Einnietmutter = Ø7.1
ref. : 057.5710.--

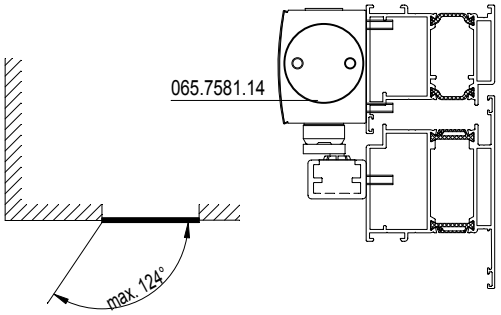

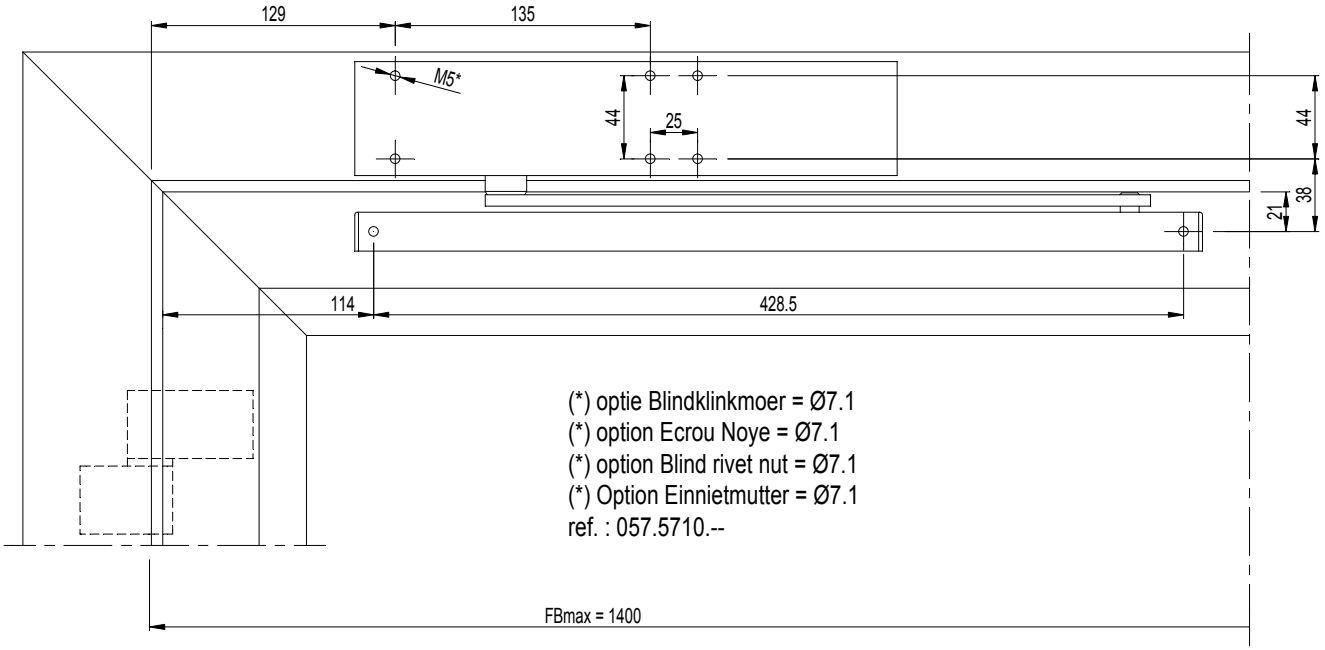

(*) optie Blindklinkmoer = Ø7.1
(*) option Ecrou Noye = Ø7.1
(*) option Blind rivet nut = Ø7.1
(*) Option Einnietmutter = Ø7.1
ref. : 057.5710.--

D0075424

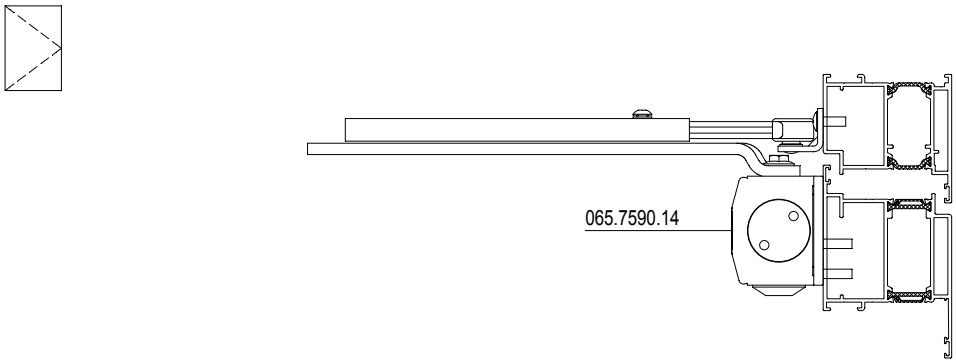
065.7590.14

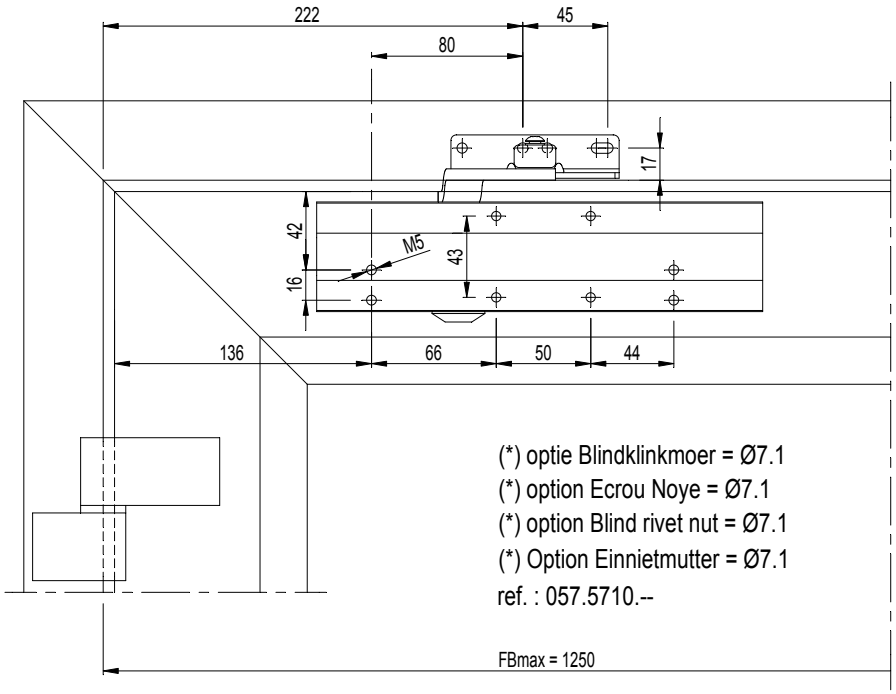
222
45
80
17
42
M5
43
16
136
66
50
44
(*) optie Blindklinkmoer = Ø7.1
(*) option Ecrou Noye = Ø7.1
(*) option Blind rivet nut = Ø7.1
(*) Option Einnietmutter = Ø7.1
ref. : 057.5710.--
FBmax = 1250

D0078099

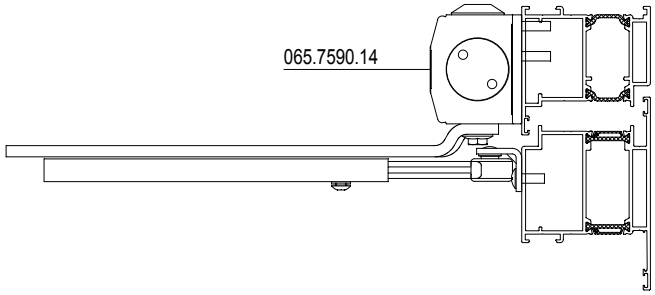
065.7590.14

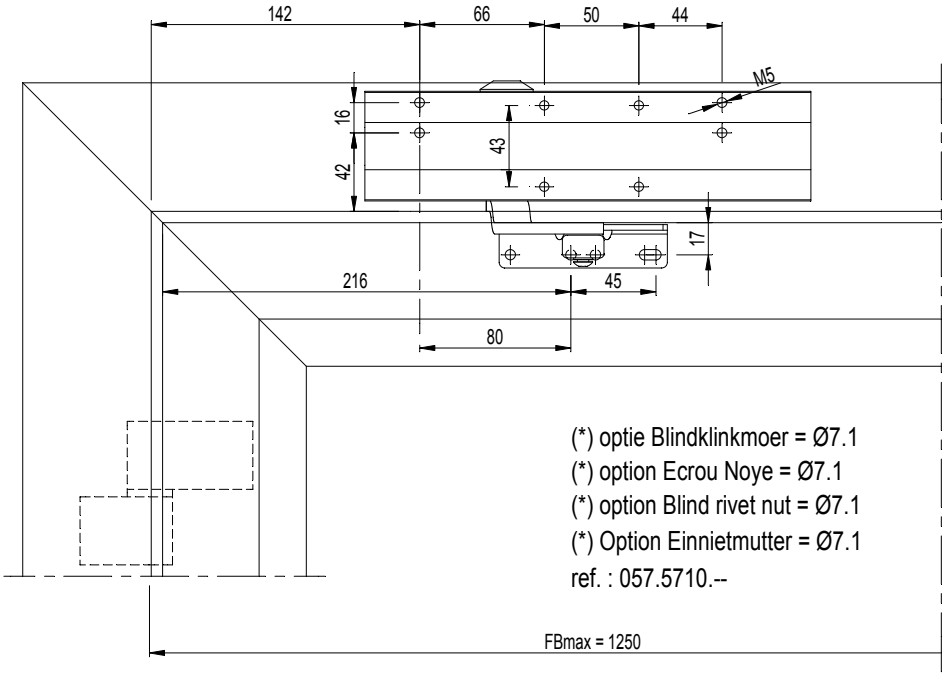
142
66
50
44
M5
16
43
42
17
216
45
80
(*) optie Blindklinkmoer = Ø7.1
(*) option Ecrou Noye = Ø7.1
(*) option Blind rivet nut = Ø7.1
(*) Option Einnietmutter = Ø7.1
ref. : 057.5710.--
FBmax = 1250

CS 77

MAX. TOELAATBARE AFMETINGEN
DIMENSIONS MAX. ADMISSIBLE
MAX. ADMISSIBLE SIZES
MAX. ZULAESSIGE ABMESSUNGEN

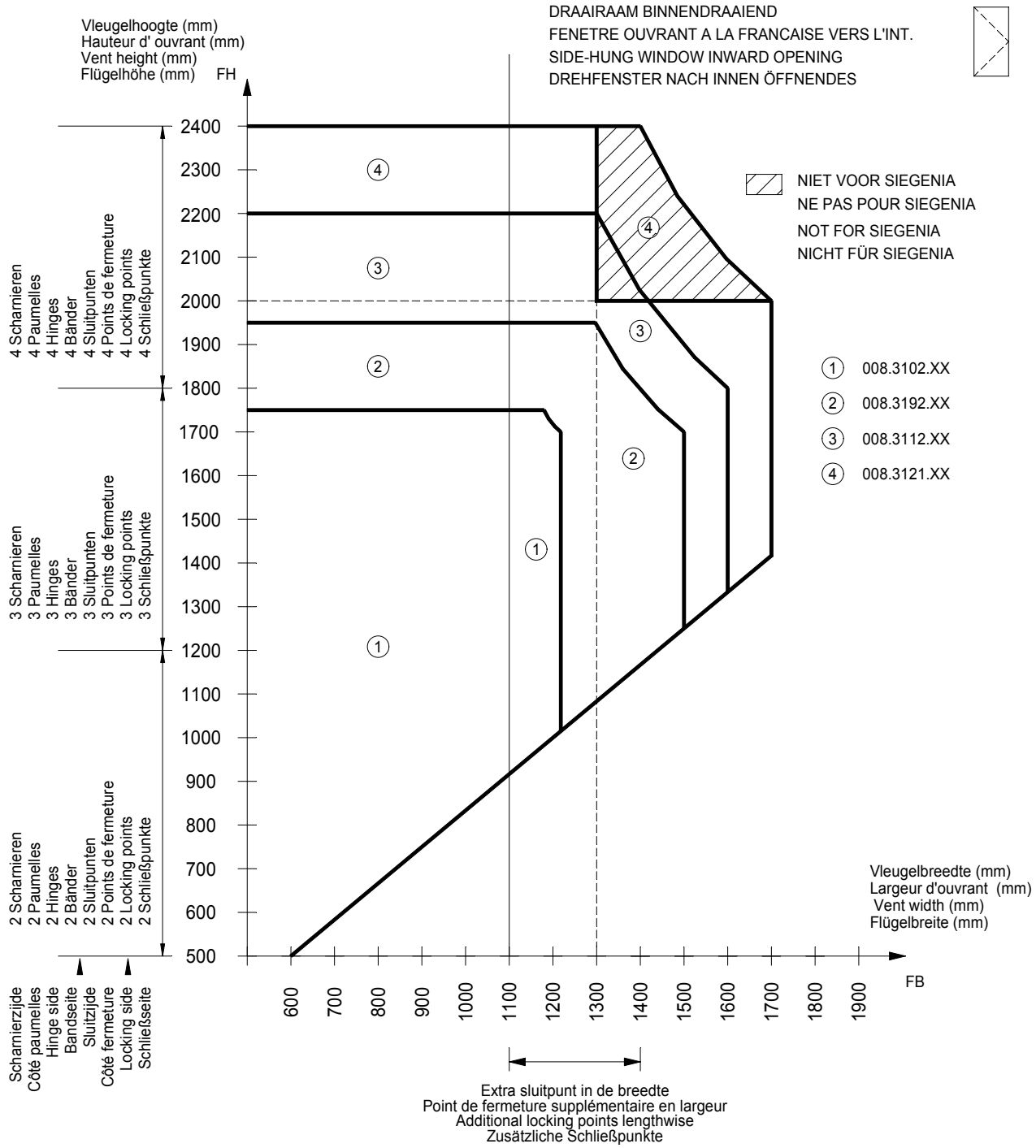

Vervorming tot 2000 Pa
Waterdichtheid tot 600 Pa
Min. vleugelbreedte = 550 mm
Min. vleugelhoogte = 530 mm
Max. vleugelgewicht = 120 kg
Mech. sterkte klasse 4
volgens EN 13115

Déformation jusqu' à 2000 Pa
Etanchéité à l' eau jusqu' à 600 Pa
Largeur d' ouvrant min. = 550 mm
Hauteur d' ouvrant min. = 530 mm
Poids d' ouvrant max. = 120 kg
Resistance mécanique classe 4
suivant EN 13115

Deformation up to 2000 Pa
Watertight up to 600 Pa
Min. vent width = 550 mm
Min. vent height = 530 mm
Max. vent weight = 120 kg
Mechanical strength class 4
according to EN 13115

Verformung bis 2000 Pa
Wasserdichtigkeit bis 600 Pa
Min. Flügelbreite = 550 mm
Min. Flügelhöhe = 530 mm
Höchstflügelgewicht = 120 kg
Mechanische Festigheit Klasse 4
nach EN 13115

D0075913

CS 77

MAX. TOELAATBARE AFMETINGEN
DIMENSIONS MAX. ADMISSIBLE
MAX. ADMISSIBLE SIZES
MAX. ZULAESSIGE ABMESSUNGEN

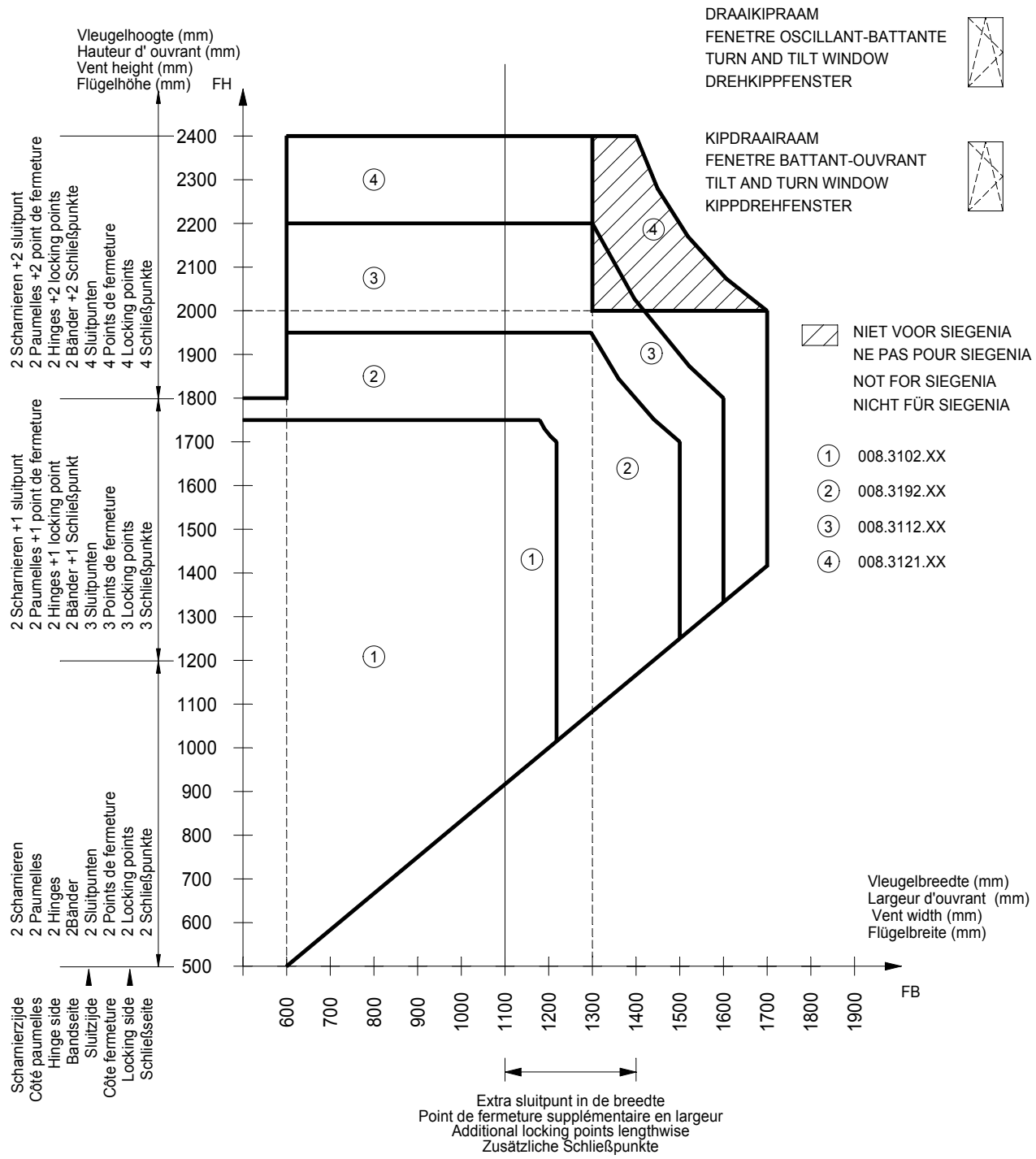

Vervorming tot 2000 Pa
Waterdichtheid tot 600 Pa
Min. vleugelbreedte = 550 mm
Min. vleugelhoogte = 530 mm
Max. vleugelgewicht = 120 kg
Mech. sterkte klasse 4
volgens EN 13115

Déformation jusqu' à 2000 Pa
Etanchéité à l' eau jusqu' à 600 Pa
Largeur d' ouvrant min. = 550 mm
Hauteur d' ouvrant min. = 530 mm
Poids d' ouvrant max. = 120 kg
Resistance mécanique classe 4
suivant EN 13115

Deformation up to 2000 Pa
Watertight up to 600 Pa
Min. vent width = 550 mm
Min. vent height = 530 mm
Max. vent weight = 120 kg
Mechanical strength class 4
according to EN 13115

Verformung bis 2000 Pa
Wasserdichtigkeit bis 600 Pa
Min. Flügelbreite = 550 mm
Min. Flügelhöhe = 530 mm
Höchstflügelgewicht = 120 kg
Mechanische Festigheit Klasse 4
nach EN 13115

D0075913

STOLP- EN STOLPDRAAIKIPRAAM

FENETRE DOUBLE OUVRANT, OUVRANT A LA FRANCAISE ET OSCILLANT-BATTANT

DOUBLE CASEMENT WINDOW AND TURN AND TILT WINDOW

STULPFENSTSER UND STULPDREHKIPPFENSTER

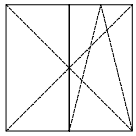

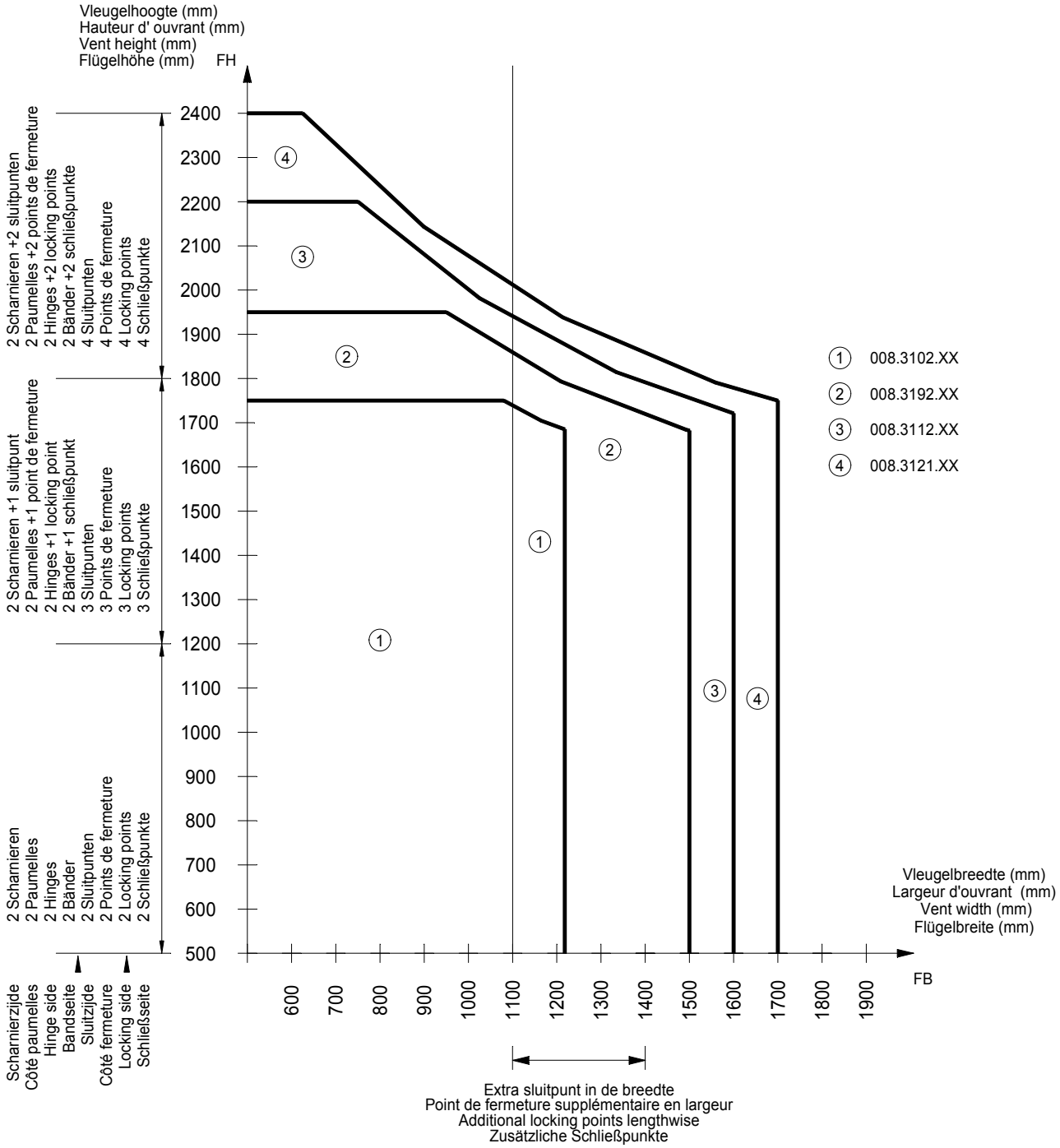

Vervorming tot 1600 Pa
Waterdichtheid tot 600 Pa
Min. vleugelbreedte = 600 mm
Min. vleugelhoogte = 560 mm
Max. vleugelgewicht = 90 kg
Mech. sterkte klasse 4
volgens EN 13115

Déformation jusqu' à 1600 Pa
Etanchéité à l' eau jusqu' à 600 Pa
Largeur d' ouvrant min. = 600 mm
Hauteur d' ouvrant min. = 560 mm
Poids d' ouvrant max. = 90 kg
Resistance mécanique classe 4
suivant EN 13115

Deformation up to 1600 Pa
Watertight up to 600 Pa
Min. vent width = 600 mm
Min. vent height = 560 mm
Max. vent weight = 90 kg
Mechanical strength class 4
according to EN 13115

Verformung bis 1600 Pa
Wasserdichtigkeit bis 600 Pa
Min. Flügelbreite = 600 mm
Min. Flügelhöhe = 560m
Höchstflügel gewicht = 90 kg
Mechanische Festigheit Klasse 4
nach EN 13115

D0079776

VALRAMEN

FENETRES TOMBANT VERS L'INTERIEUR

INWARD OPENING WINDOWS

NACH INNEN ÖFFNENDES FENSTER

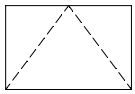

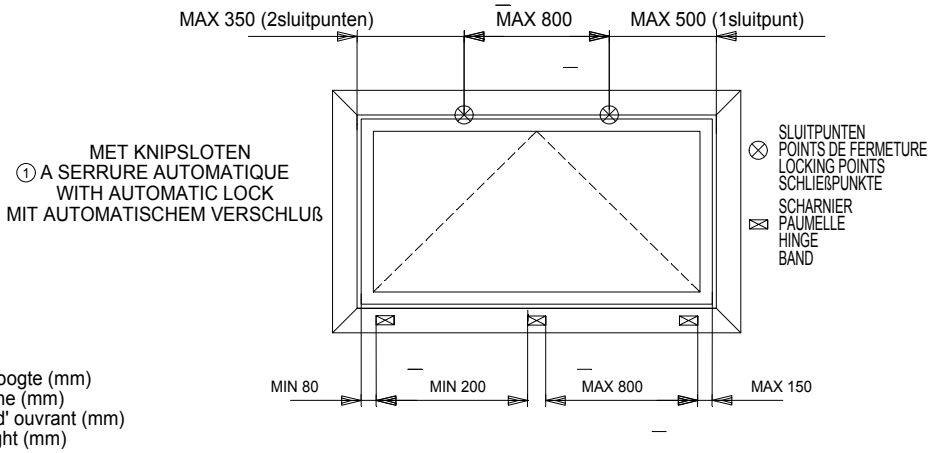

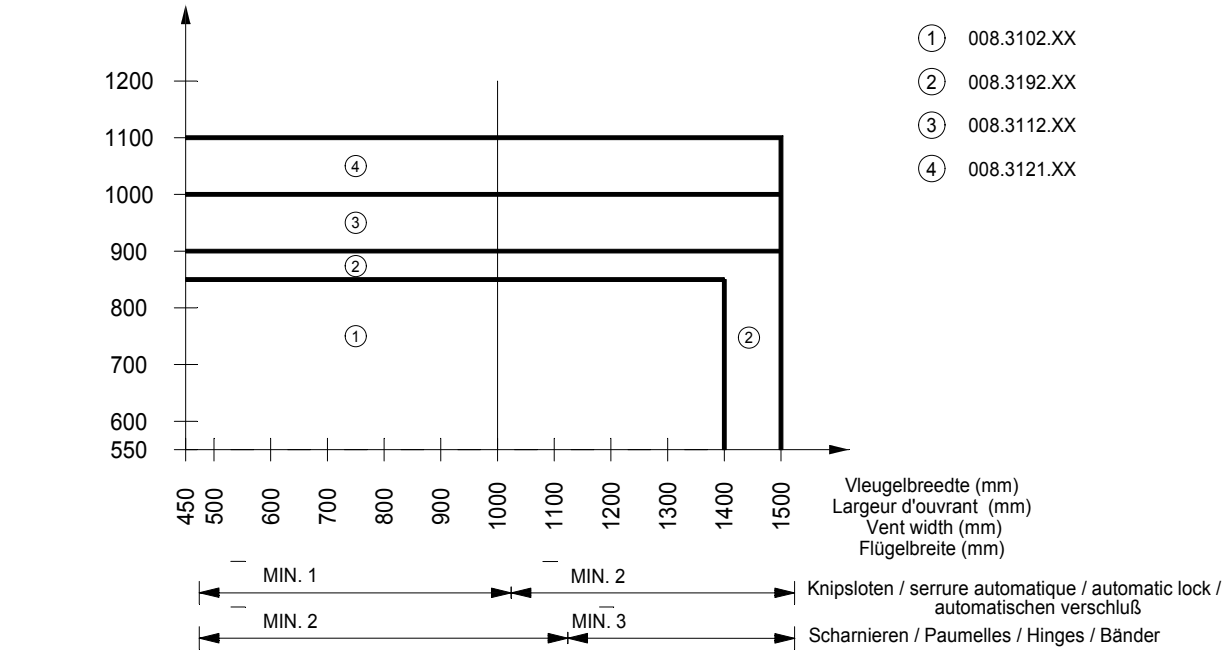

Vervorming tot 2000 Pa
Waterdichtheid tot 600 Pa
Min. vleugelbreedte = 450 mm
Min. vleugelhoogte = 550 mm
Max. vleugelgewicht = 50 kg met 2 scharnieren
75 kg met 3 scharnieren

Déformation jusqu' à 2000 Pa
Etanchéité à l' eau jusqu' à 600 Pa
Largeur d' ouvrant min. = 450 mm
Hauteur d' ouvrant min. = 550 mm
Poids d' ouvrant max. = 50 kg avec 2 paumelles
75 kg avec 3 paumelles

Deformation up to 2000 Pa
Watertight up to 600 Pa
Min. vent width = 450 mm
Min. vent height = 550 mm
Max. vent weight = 50 kg with 2 hinges
75 kg with 3 hinges

Verformung bis 2000 Pa
Wasserdichtigkeit bis 600 Pa
Min. Flügelbreite = 450 mm
Min. Flügelhöhe = 550m
Höchstflügel gewicht = 50 kg mit 2 Bändern
75 kg mit 3 Bändern

D0079776

CS 77

MAX. TOELAATBARE AFMETINGEN
DIMENSIONS MAX. ADMISSIBLE
MAX. ADMISSIBLE SIZES
MAX. ZULAESSIGE ABMESSUNGEN

DRAAIRAAM BUITENDRAAIEND (VARIANTE A)
FENETRE OUVRANT A LA FRANCAISE VERS L'EXT. (VARIANTE A)
DREHFENSTSER NACH AUSSEN OEFFNEND (VARIANTE A)
OUTWARD OPENING SIDE-HUNG WINDOW (VARIANT A)

Toebehoren: Sobinco
Quincaillerie: Sobinco
Zubehör: Sobinco
Accessories: Sobinco

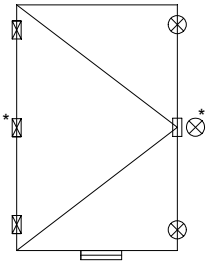

RAAMPOMP
CREMONE
HANDHEBEL
HANDLE
SLUITPUNTEN
POINTS DE FERMETURE
SCHLIESSPUNKTE
LOCKING POINTS
SCHARNIER
PAUMELLE
BAND
HINGE
RAAMBEGRENZER
LIMITATEUR D'OUVERTURE
BEGRENZUNGSSCHERE
RESTRICTOR

*SUPPLEMENTAIR BESLAG
*ACCESSOIRES SUPPLEMENTAIRES
*ZUSATZBESCHLAG
*SUPPLEMENTARY ACCESSORIES

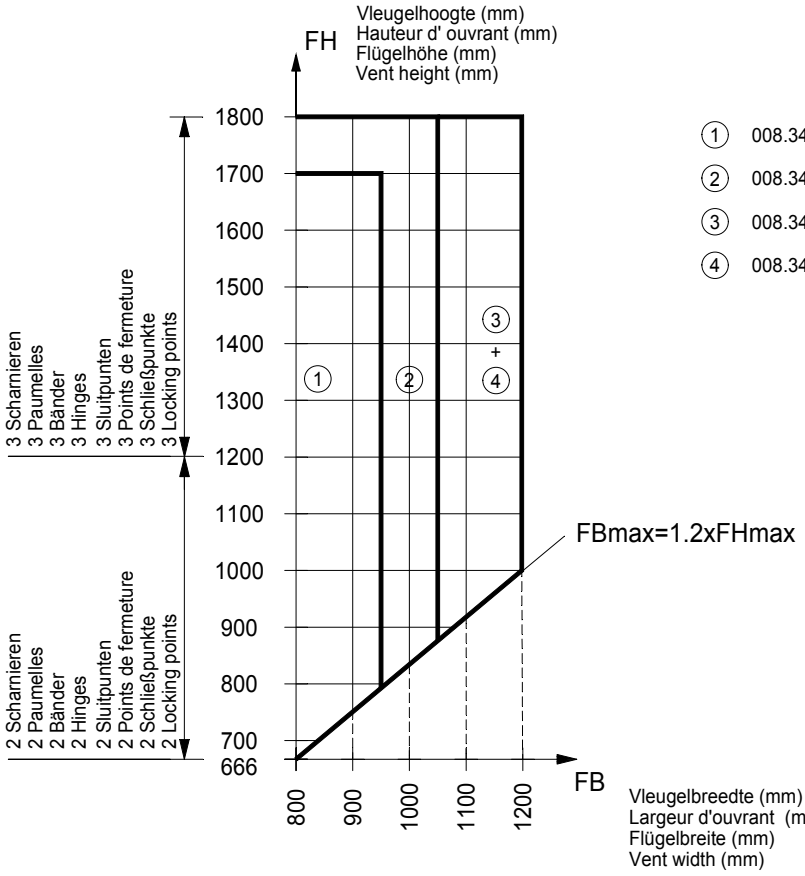

Moeilijke krukbevestiging
Fixation compliquée de la béquille
Schwierige Griffbefestigung
Difficult fixation of the handel

① 008.3402.XX

② 008.3492.XX
③ 008.3412.XX
④ 008.3421.XX

Standaardoplossing
Solution standard
Standardlösung
Standard solution

Vervorming tot 1600 Pa Waterdichtheid tot 500 Pa Min. vleugelbreedte = 800 mm Min. vleugelhoogte = 666 mm Max. vleugelgewicht = 75 kg	Déformation jusqu' à 1600 Pa Etanchéité à l' eau jusqu' à 500 Pa Largeur d' ouvrant min. = 800 mm Hauteur d' ouvrant min. = 666 mm Poids d' ouvrant max. = 75 kg	Verformung bis 1600 Pa Wasserdichtigkeit bis 500 Pa Min. Flügelbreite = 800 mm Min. Flügelhöhe = 666 mm Höchstflügel gewicht = 75 kg	Deformation up to 1600 Pa Watertight up to 500 Pa Min. vent width = 800 mm Min. vent height = 666 mm Max. vent weight = 75 kg

D0079142

DRAAIRAAM BUITENDRAAIEND (VARIANTE B)

FENETRE OUVRANT A LA FRANCAISE VERS L'EXT. (VARIANTE B)

DREHFENSTSER NACH AUSSEN OEFFNEND (VARIANTE B)

OUTWARD OPENING SIDE-HUNG WINDOW (VARIANT B)

Toebehoren: Sobinco
Quincaillerie: Sobinco
Zubehör: Sobinco
Accessories: Sobinco

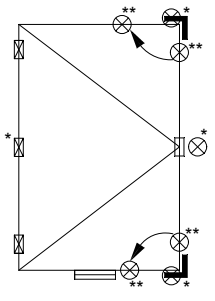

RAAMPOMP
CREMONE
HANDHEBEL
HANDLE

SLUITPUNTEN
POINTS DE FERMETURE
SCHLIESSPUNKTE
LOCKING POINTS

SCHARNIER
PAUMELLE
BAND
HINGE

RAAMBEGRENZER
LIMITATEUR D'OUVERTURE
BEGRENZUNGSSCHERE
RESTRICTOR

HOEKOVERBRENGING
RENVOIE D'ANGLE
ECKUMLENKUNG
CORNER TRANSMISSION

*SUPPLEMENTAIR BESLAG
*ACCESSOIRES SUPPLEMENTAIRES
*ZUSATZBESCHLAG
*SUPPLEMENTARY ACCESSORIES

**VERPLAATSEN BIJ EXTRA SLUITPUNT
**DEPLACER EN CAS DE POINT DE FERMETURE SUPPLEMENTAIRE
**UMSTELLEN BEI ZUSAETZLICHEM SCHLIESSPUNKT
**MOVE IN CASE OF ADDITIONAL LOCKING POINT

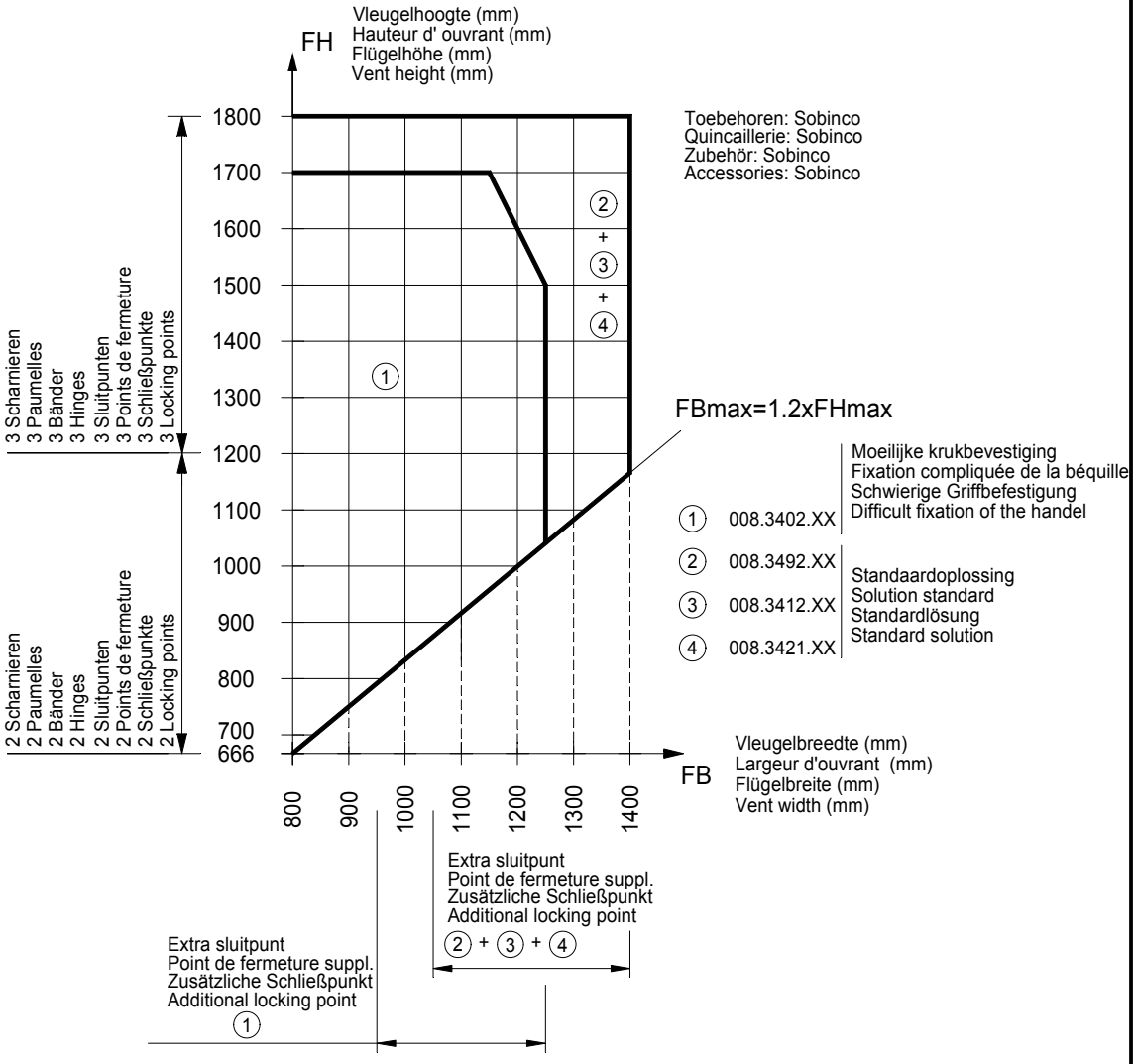

Toebehoren: Sobinco
Quincaillerie: Sobinco
Zubehör: Sobinco
Accessories: Sobinco

1	008.3402.XX	Moeilijke krukbevestiging Fixation compliquée de la béquille Schwierige Griffbefestigung Difficult fixation of the handel
2	008.3492.XX	Standaardoplossing Solution standard Standardlösung Standard solution
3	008.3412.XX	
4	008.3421.XX	

Vervorming tot 1600 Pa
Waterdichtheid tot 750 Pa
Min. vleugelbreedte = 800 mm
Min. vleugelhoogte = 666 mm
Max. vleugelgewicht = 75 kg

Déformation jusqu' à 1600 Pa
Etanchéité à l' eau jusqu' à 750 Pa
Largeur d' ouvrant min. = 800 mm
Hauteur d' ouvrant min. = 666 mm
Poids d' ouvrant max. = 75 kg

Verformung bis 1600 Pa
Wasserdichtigkeit bis 750 Pa
Min. Flügelbreite = 800 mm
Min. Flügelhöhe = 666 mm
Höchstflügel gewicht = 75 kg

Deformation up to 1600 Pa
Watertight up to 750 Pa
Min. vent width = 800 mm
Min. vent height = 666 mm
Max. vent weight = 75 kg

D0079142

CS 77

MAX. TOELAATBARE AFMETINGEN
DIMENSIONS MAX. ADMISSIBLE
MAX. ADMISSIBLE SIZES
MAX. ZULAESSIGE ABMESSUNGEN

DRAAIRAAM BUITENDRAAIEND MET ENGELSE KRUK

FENETRE OUVRANT A LA FRANCAISE VERS L'EXT. A BEQUILLE ANGLAISE

DREHFENSTSER NACH AUSSEN OEFFNEND MIT ENGLISCHEM DRUECKER

OUTWARD OPENING SIDE-HUNG WINDOW WITH COCKSPUR HANDLE

Toebehoren: Sobinco
Quincaillerie: Sobinco
Zubehör: Sobinco
Accessories: Sobinco

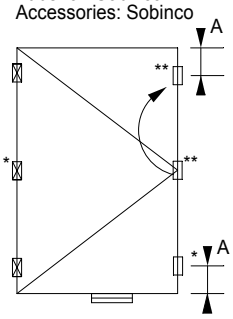

RAAMPOMP
CREMONE
HANDHEBEL
HANDLE
SCHARNIER
PAUMELLE
BAND
HINGE
RAAMBEGRENZER
LIMITATEUR D'OUVERTURE
BEGRENZUNGSSCHERE
RESTRICTOR

A min= FB/5
A max= FB/3

*SUPPLEMENTAIR BESLAG
*ACCESSOIRES SUPPLEMENTAIRES
*ZUSATZBESCHLAG
*SUPPLEMENTARY ACCESSORIES

**VERPLAATSEN BIJ EXTRA RAAMPOMP
**DEPLACER EN CAS DE CREMONE SUPPLEMENTAIRE
**UMSTELLEN BEI ZUSAETZLICHEM HANDHEBEL
**MOVE IN CASE OF ADDITIONAL HANDLE

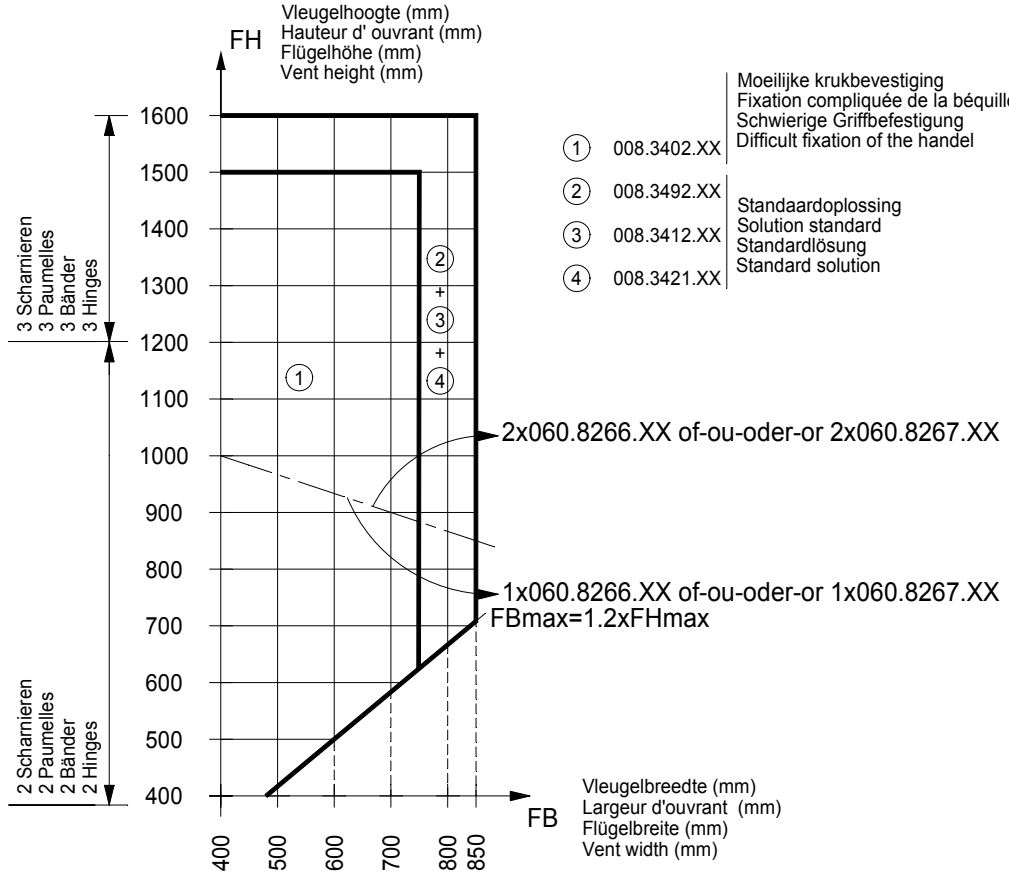

①	008.3402.XX	Moeilijke krukbevestiging Fixation compliquée de la béquille Schwierige Griffbefestigung Difficult fixation of the handel
②	008.3492.XX	Standaardoplossing Solution standard Standardlösung Standard solution
③	008.3412.XX	
④	008.3421.XX	

Vervorming tot 800 Pa	Déformation jusqu' à 800 Pa	Verformung bis 800 Pa	Deformation up to 800 Pa
Waterdichtheid tot 500 Pa	Etanchéité à l' eau jusqu' à 500 Pa	Wasserdichtigkeit bis 500 Pa	Watertight up to 500 Pa
Min. vleugelbreedte = 400 mm	Largeur d' ouvrant min. = 400 mm	Min. Flügelbreite = 400 mm	Min. vent width = 400 mm
Min. vleugelhoogte = 400 mm	Hauteur d' ouvrant min. = 400 mm	Min. Flügelhöhe = 400 mm	Min. vent height = 400 mm
Max. vleugelgewicht = 75 kg	Poids d' ouvrant max. = 75 kg	Höchstflügel gewicht = 75 kg	Max. vent weight = 75 kg

D0079144

UITZETRAAM

FENETRE OUVRANTE A SOUFLET

KLAPPFENSTER

TOP-HUNG WINDOW WITH HINGES

Toebehoren: Sobinco
Quincaillerie: Sobinco
Zubehör: Sobinco
Accessories: Sobinco

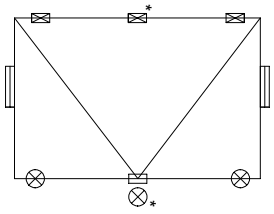

RAAMPOMP
CREMONE
HANDHEBEL
HANDLE

SLUITPUNTEN
POINTS DE FERMETURE
SCHLIESSPUNKTE
LOCKING POINTS

SCHARNIER
PAUMELLE
BAND
HINGE

RAAMBEGRENZER
LIMITATEUR D'OUVERTURE
BEGRENZUNGSSCHERE
RESTRICTOR

*SUPPLEMENTAIR BESLAG
*ACCESSOIRES SUPPLEMENTAIRES
*ZUSATZBESCHLAG
*SUPPLEMENTARY ACCESSORIES

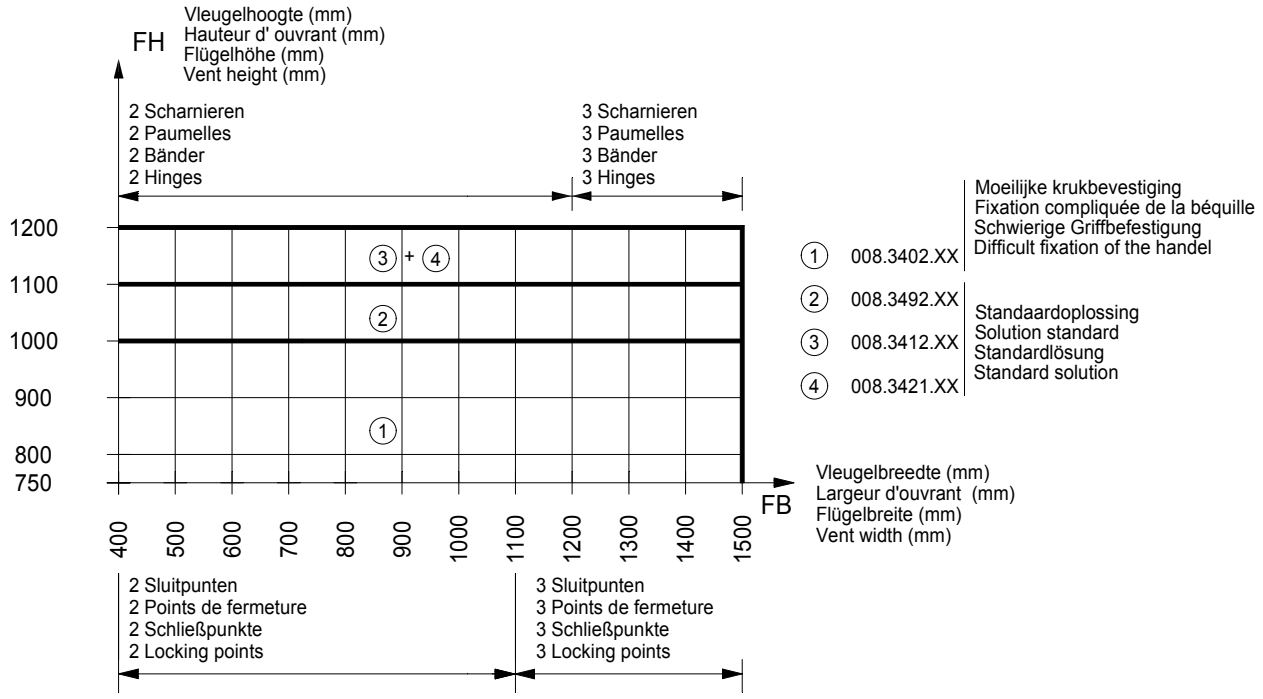

Vervorming tot 1600 Pa
Waterdichtheid tot 500 Pa
Min. vleugelbreedte = 400 mm
Min. vleugelhoogte = 750 mm
Max. vleugelgewicht = 60 kg

Déformation jusqu' à 1600 Pa
Etanchéité à l' eau jusqu' à 500 Pa
Largeur d' ouvrant min. = 400 mm
Hauteur d' ouvrant min. = 750 mm
Poids d' ouvrant max. = 60 kg

Verformung bis 1600 Pa
Wasserdichtigkeit bis 500 Pa
Min. Flügelbreite = 400 mm
Min. Flügelhöhe = 750 mm
Höchstflügel gewicht = 60 kg

Deformation up to 1600 Pa
Watertight up to 500 Pa
Min. vent width = 400 mm
Min. vent height = 750 mm
Max. vent weight = 60 kg

D0079144

CS 77

MAX. TOELAATBARE AFMETINGEN
DIMENSIONS MAX. ADMISSIBLE
MAX. ADMISSIBLE SIZES
MAX. ZULAESSIGE ABMESSUNGEN

Toebehoren: Sobinco
Quincaillerie: Sobinco
Accessories: Sobinco
Zubehör: Sobinco

UITZETRAAM MET ENGELSE KRUK

FENETRE OUVRANTE A SOUFLET A BEQUILLE ANGLAISE

TOP-HUNG WINDOW WITH COCKSPUR HANDLE

KLAPPFENSTSER MIT ENGLISCHEM DRUECKER

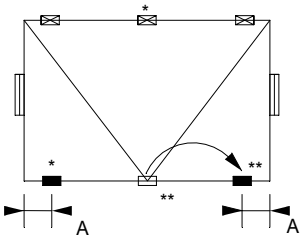

RAAM MET 1 RAAMPOMP
FENETRE AVEC 1 CREMONE
WINDOW WITH 1 HANDLE
FENSTER MIT 1 HANDHEBEL

RAAM MET 2 RAAMPOMPEN
FENETRE AVEC 2 CREMONES
WINDOW WITH 2 HANDLES
FENSTER MIT 2 HANDHEBEL

SCHARNIER
PAUMELLE
HINGE
BAND

RAAMBEGRENZER
LIMITATEUR D'OUVERTURE
RESTRICTOR
BEGRENZUNGSSCHERE

*SUPPLEMENTAIR BESLAG
*ACCESSOIRES SUPPLEMENTAIRES
*SUPPLEMENTARY ACCESSORIES
*ZUSATZBESCHLAG

A min= FB/5
A max= FB/3

**VERPLAATSEN BIJ EXTRA RAAMPOMP
**DEPLACER EN CAS DE CREMONE SUPPLEMENTAIRE
**MOVE IN CASE OF ADDITIONAL HANDLE
**UMSTELLEN BEI ZUSAETZLICHEM HANDHEBEL

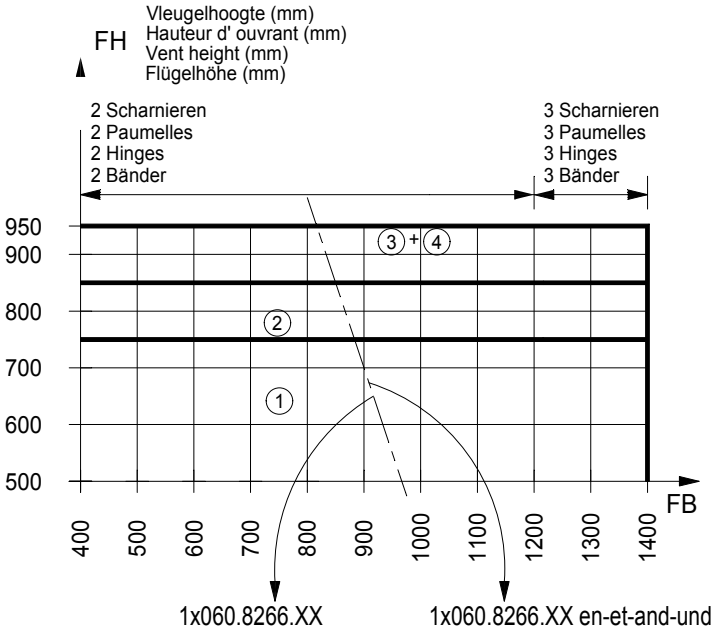

① 008.3402.XX — Moeilijke krukbevestiging / Fixation compliquée de la béquille / Difficult fixation of the handle / Schwierige Griffbefestigung

② 008.3492.XX
③ 008.3412.XX
④ 008.3421.XX
— Standaardoplossing / Solution standard / Standard solution / Standardlösung

Vervorming tot 800 Pa	Déformation jusqu' à 800 Pa	Deformation up to 800 Pa	Verformung bis 800 Pa
Waterdichtheid tot 500 Pa	Etanchéité à l' eau jusqu' à 500 Pa	Watertight up to 500 Pa	Wasserdichtigkeit bis 500 Pa
Min. vleugelbreedte = 400 mm	Largeur d' ouvrant min. = 400 mm	Min. vent width = 400 mm	Min. Flügelbreite = 400 mm
Min. vleugelhoogte = 500 mm	Hauteur d' ouvrant min. = 500 mm	Min. vent height = 500 mm	Min. Flügelhöhe = 500 mm
Max. vleugelgewicht = 60 kg	Poids d' ouvrant max. = 60 kg	Max. vent weight = 60 kg	Höchstflügel gewicht = 60 kg

D0079146

DRAAISCHUIFRAAM MET ENGELSE KRUK
OUVRANT PROJETANT A BEQUILLE ANGLAISE
SIDE-HUNG WINDOW WITH COCKSPUR HANDLE
DREHSCHIEBEFENSTSER MIT ENGLISCHEM DRUECKER

Toebehoren: Sobinco
Quincaillerie: Sobinco
Accessories: Sobinco
Zubehör: Sobinco

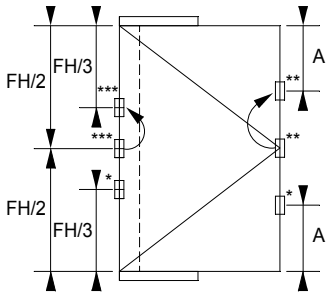

RAAMPOMP
CREMONE
HANDLE
HANDHEBEL

SLUITSTUK
GACHE
WEDGE
SCHLIESSSTUCK

UITZETSCHAREN
COMPAS
FRICTION STAYS
SCHEREN

A min= FB/5
A max= FB/3

*SUPPLEMENTAIR BESLAG
*ACCESSOIRES SUPPLEMENTAIRES
*SUPPLEMENTARY ACCESSORIES
*ZUSATZBESCHLAG

**VERPLAATSEN BIJ EXTRA RAAMPOMP
**DEPLACER EN CAS DE CREMONE SUPPLEMENTAIRE
**MOVE IN CASE OF ADDITIONAL HANDLE
**UMSTELLEN BEI ZUSAETZLICHEM HANDHEBEL

***VERPLAATSEN BIJ EXTRA SLUITSTUK
***DEPLACER EN CAS GACHE SUPPLEMENTAIRE
***MOVE IN CASE OF ADDITIONAL WEDGE
***UMSTELLEN BEI ZUSAETZLICHEM SCHLIESSSTUCK

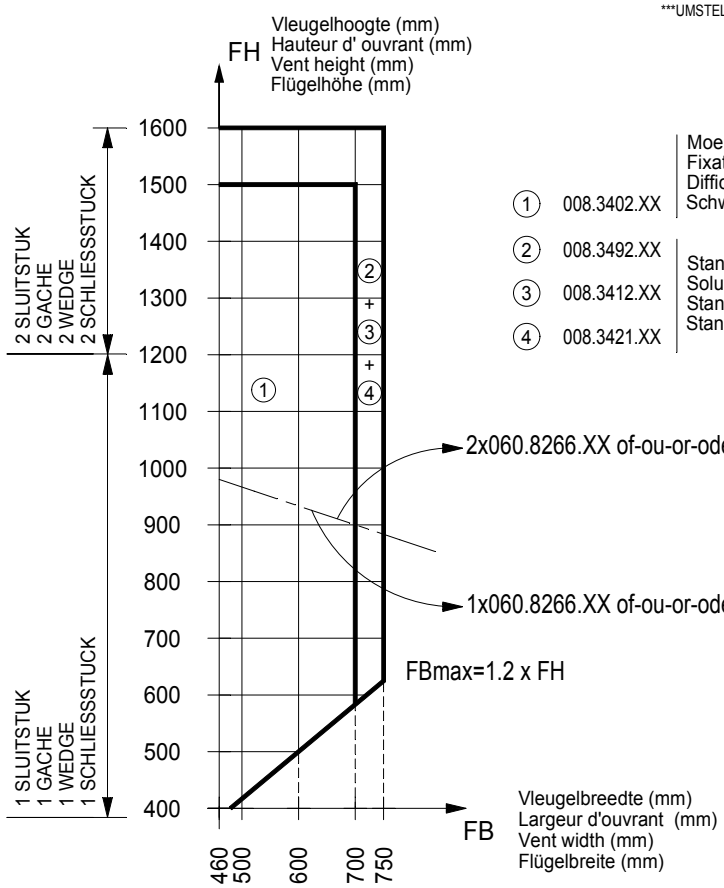

① 008.3402.XX — Moeilijke krukbevestiging / Fixation compliquée de la béquille / Difficult fixation of the handle / Schwierige Griffbefestigung

② 008.3492.XX
③ 008.3412.XX
④ 008.3421.XX
— Standaardoplossing / Solution standard / Standard solution / Standardlösung

Vervorming tot 800 Pa
Waterdichtheid tot 500 Pa
Min. vleugelbreedte = 460 mm
Min. vleugelhoogte = 400 mm
Max. vleugelgewicht = 24 kg

Déformation jusqu' à 800 Pa
Etanchéité à l' eau jusqu' à 500 Pa
Largeur d' ouvrant min. = 460 mm
Hauteur d' ouvrant min. = 400 mm
Poids d' ouvrant max. = 24 kg

Deformation up to 800 Pa
Watertight up to 500 Pa
Min. vent width = 460 mm
Min. vent height = 400 mm
Max. vent weight = 24 kg

Verformung bis 800 Pa
Wasserdichtigkeit bis 500 Pa
Min. Flügelbreite = 460 mm
Min. Flügelhöhe = 400 mm
Höchstflügel gewicht = 24 kg

D0079146

CS 77

MAX. TOELAATBARE AFMETINGEN
DIMENSIONS MAX. ADMISSIBLE
MAX. ADMISSIBLE SIZES
MAX. ZULAESSIGE ABMESSUNGEN

UITZETZAKRAAM
CHASIS A L'ITALIENNE
SENK KLAPPFENSTER
TOP-HUNG WINDOW WITH FRICTION STAYS

Toebehoren: Sobinco
Quincaillerie: Sobinco
Zubehör: Sobinco
Accessories: Sobinco

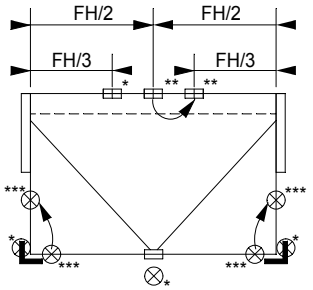

RAAMPOMP
CREMONE
HANDHEBEL
HANDLE

SLUITPUNTEN
POINTS DE FERMETURE
SCHLIESSPUNKTE
LOCKING POINTS

SLUITSTUK
GACHE
SCHLIESSSTUCK
WEDGE

HOEKOVERBRENGING
RENVOIE D'ANGLE
ECKUMLENKUNG
CORNER TRANSMISSION

UITZETSCHAREN
COMPAS
SCHEREN
FRICTION STAYS

*SUPPLEMENTAIR BESLAG
*ACCESSOIRES SUPPLEMENTAIRES
*ZUSATZBESCHLAG
*SUPPLEMENTARY ACCESSORIES

**VERPLAATSEN BIJ EXTRA SLUITSTUK IN DE BREEDTE
**DEPLACER EN CAS GACHE SUPPLEMENTAIRE EN LARGEUR
**UMSTELLEN BEI ZUSAETZLICHEM SCHLIESSSTUCK IM BREITE
**MOVE IN CASE OF ADDITIONAL WEDGE LENGTWISE

***VERPLAATSEN BIJ EXTRA SLUITPUNT IN DE HOOGTE
***DEPLACER EN CAS DE POINT DE FERMETURE SUPPLEMENTAIRE EN HAUTEUR
***UMSTELLEN BEI ZUSAETZLICHEM SCHLIESSPUNKT IM HOEHE
***MOVE IN CASE OF ADDITIONAL LOCKING POINT IN THE HEIGHT

Moeilijke krukbevestiging
Fixation compliquée de la béquille
Schwierige Griffbefestigung
Difficult fixation of the handel

① 008.3402.XX

② 008.3492.XX

Standaardoplossing
Solution standard
Standardlösung
Standard solution

③ 008.3412.XX

④ 008.3421.XX

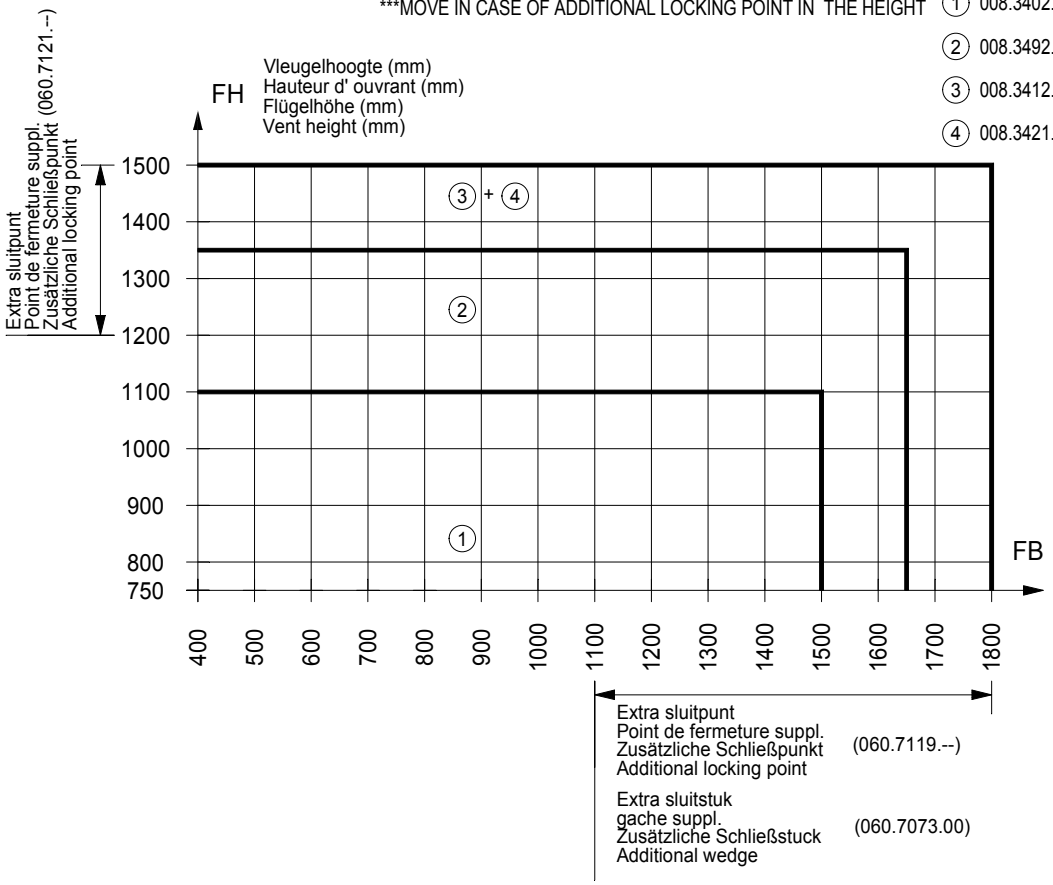

Extra sluitpunt
Point de fermeture suppl.
Zusätzliche Schließpunkt (060.7119.--)
Additional locking point

Extra sluitstuk
gache suppl.
Zusätzliche Schließstuck (060.7073.00)
Additional wedge

Max. vleugelgewicht
Poids d' ouvrant max.
Höchstflügel gewicht
Max. vent weight

set scharen set compas Satz Scheren set friction stays	FG (max) Gewicht Poids Gewicht Weight
060.8285.--	24 kg
060.8286.--	35 kg
060.8287.--	75 kg

Vervorming tot 1600 Pa
Waterdichtheid tot 750 Pa
Min. vleugelbreedte = 400 mm
Min. vleugelhoogte = 750 mm

Déformation jusqu' à 1600 Pa
Etanchéité à l' eau jusqu' à 750 Pa
Largeur d' ouvrant min. = 400 mm
Hauteur d' ouvrant min. = 750 mm

Verformung bis 1600 Pa
Wasserdichtigkeit bis 750 Pa
Min. Flügelbreite = 400 mm
Min. Flügelhöhe = 750 mm

Deformation up to 1600 Pa
Watertight up to 750 Pa
Min. vent width = 400 mm
Min. vent height = 750 mm

D0079147

CS 77

MAX. TOELAATBARE AFMETINGEN
DIMENSIONS MAX. ADMISSIBLE
MAX. ADMISSIBLE SIZES
MAX. ZULAESSIGE ABMESSUNGEN

UITZETZAKRAAM MET ENGELSE KRUK

CHASSIS A L' ITALIENNE A BEQUILLE ANGLAISE

SENK-KLAPPFENSTER MIT ENGLISCHEM DRUECKER

TOP-HUNG WINDOW WITH FRICTION STAYS AND COCKSPUR HANDLE

Toebehoren: Sobinco
Quincaillerie: Sobinco
Zubehör: Sobinco
Accessories: Sobinco

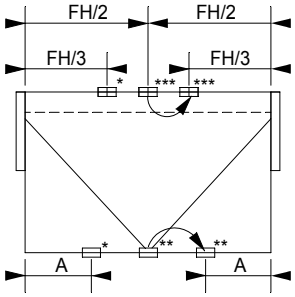

RAAMPOMP
CREMONE
HANDHEBEL
HANDLE

SLUITSTUK
GACHE
SCHLIESSSTUCK
WEDGE

UITZETSCHAREN
COMPAS
SCHEREN
FRICTION STAYS

A min= FB/5
A max= FB/3

*SUPPLEMENTAIR BESLAG
*ACCESSOIRES SUPPLEMENTAIRES
*ZUSATZBESCHLAG
*SUPPLEMENTARY ACCESSORIES

**VERPLAATSEN BIJ EXTRA RAAMPOMP
**DEPLACER EN CAS DE CREMONE SUPPLEMENTAIRE
**UMSTELLEN BEI ZUSAETZLICHEM HANDHEBEL
**MOVE IN CASE OF ADDITIONAL HANDLE

***VERPLAATSEN BIJ EXTRA SLUITSTUK
***DEPLACER EN CAS GACHE SUPPLEMENTAIRE
***UMSTELLEN BEI ZUSAETZLICHEM SCHLIESSSTUCK
***MOVE IN CASE OF ADDITIONAL WEDGE

Max. vleugelgewicht
Poids d' ouvrant max.
Höchstflügel gewicht
Max. vent weight

set scharen set compas Satz Scheren set friction stays	FG (max) Gewicht Poids Gewicht Weight
060.8283.--	20 kg
060.8284.--	21 kg
060.8285.--	24 kg

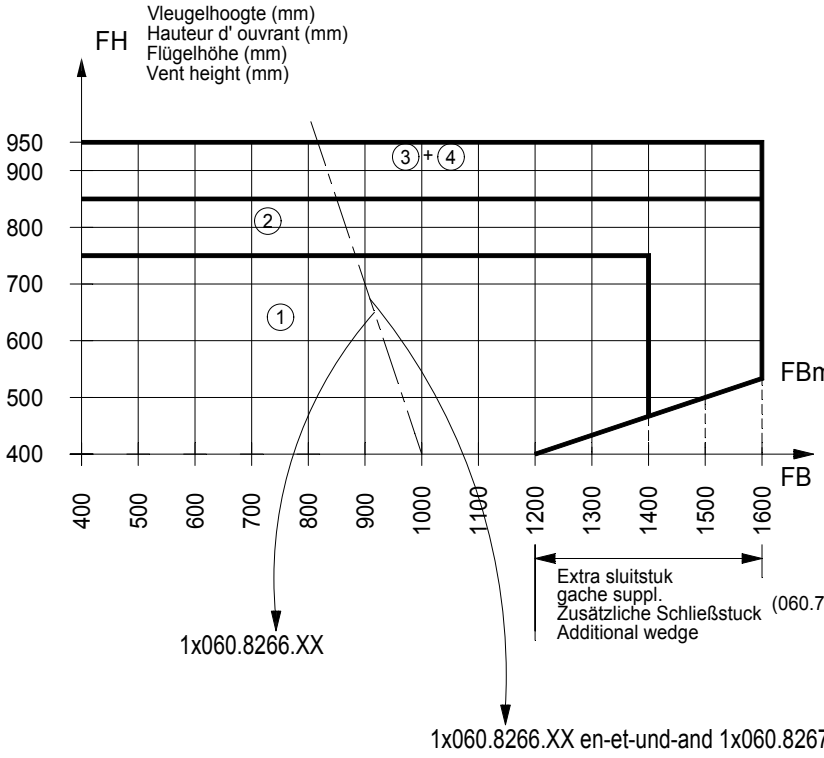

① 008.3402.XX — Moeilijke krukbevestiging / Fixation compliquée de la béquille / Schwierige Griffbefestigung / Difficult fixation of the handel

② 008.3492.XX
③ 008.3412.XX
④ 008.3421.XX
— Standaardoplossing / Solution standard / Standardlösung / Standard solution

Vervorming tot 800 Pa
Waterdichtheid tot 500 Pa
Min. vleugelbreedte = 400 mm
Min. vleugelhoogte = 400 mm

Déformation jusqu' à 800 Pa
Etanchéité à l' eau jusqu' à 500 Pa
Largeur d' ouvrant min. = 400 mm
Hauteur d' ouvrant min. = 400 mm

Verformung bis 800 Pa
Wasserdichtigkeit bis 500 Pa
Min. Flügelbreite = 400 mm
Min. Flügelhöhe = 400 mm

Deformation up to 800 Pa
Watertight up to 500 Pa
Min. vent width = 400 mm
Min. vent height = 400 mm

D0079147

D0079778

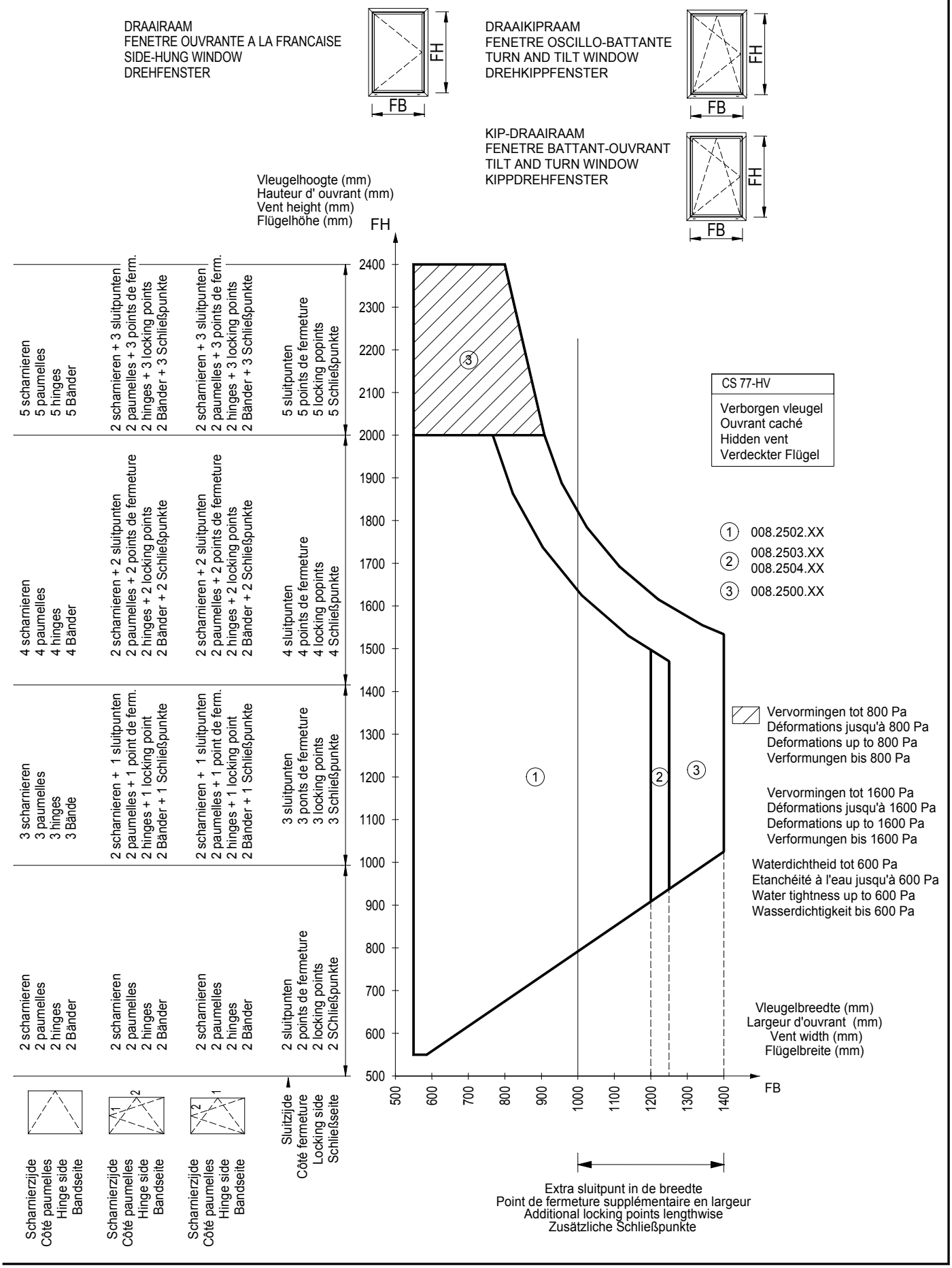
DRAAIRAAM
FENETRE OUVRANTE A LA FRANCAISE
SIDE-HUNG WINDOW
DREHFENSTER
FH
FB
DRAAIKIPRAAM
FENETRE OSCILLO-BATTANTE
TURN AND TILT WINDOW
DREHKIPPFENSTER
KIP-DRAAIRAAM
FENETRE BATTANT-OUVRANT
TILT AND TURN WINDOW
KIPPDREHFENSTER
Vleugelhoogte (mm)
Hauteur d' ouvrant (mm)
Vent height (mm)
Flügelhöhe (mm)
5 scharnieren
5 paumelles
5 hinges
5 Bänder
2 scharnieren + 3 sluitpunten
2 paumelles + 3 points de ferm.
2 hinges + 3 locking points
2 Bänder + 3 Schließpunkte
2 scharnieren + 3 sluitpunten
2 paumelles + 3 points de ferm.
2 hinges + 3 locking points
2 Bänder + 3 Schließpunkte
5 sluitpunten
5 points de fermeture
5 locking popints
5 Schließpunkte
4 scharnieren
4 paumelles
4 hinges
4 Bänder
2 scharnieren + 2 sluitpunten
2 paumelles + 2 points de fermeture
2 hinges + 2 locking points
2 Bänder + 2 Schließpunkte
2 scharnieren + 2 sluitpunten
2 paumelles + 2 points de fermeture
2 hinges + 2 locking points
2 Bänder + 2 Schließpunkte
4 sluitpunten
4 points de fermeture
4 locking popints
4 Schließpunkte
3 scharnieren
3 paumelles
3 hinges
3 Bände
2 scharnieren + 1 sluitpunten
2 paumelles + 1 point de ferm.
2 hinges + 1 locking point
2 Bänder + 1 Schließpunkte
2 scharnieren + 1 sluitpunten
2 paumelles + 1 point de ferm.
2 hinges + 1 locking point
2 Bänder + 1 Schließpunkte
3 sluitpunten
3 ponts de fermeture
3 locking points
3 Schließpunkte
2 scharnieren
2 paumelles
2 hinges
2 Bänder
2 scharnieren
2 paumelles
2 hinges
2 Bänder
2 scharnieren
2 paumelles
2 hinges
2 Bänder
2 sluitpunten
2 points de fermeture
2 locking points
2 SChließpunkte
FH
2400
2300
2200
2100
2000
1900
1800
1700
1600
1500
1400
1300
1200
1100
1000
900
800
700
600
500
CS 77-HV
Verborgen vleugel
Ouvrant caché
Hidden vent
Verdeckter Flügel
1 008.2502.XX
2 008.2503.XX
008.2504.XX
3 008.2500.XX
Vervormingen tot 800 Pa
Déformations jusqu'à 800 Pa
Deformations up to 800 Pa
Verformungen bis 800 Pa
Vervormingen tot 1600 Pa
Déformations jusqu'à 1600 Pa
Deformations up to 1600 Pa
Verformungen bis 1600 Pa
Waterdichtheid tot 600 Pa
Etanchéité à l'eau jusqu'à 600 Pa
Water tightness up to 600 Pa
Wasserdichtigkeit bis 600 Pa
Vleugelbreedte (mm)
Largeur d'ouvrant (mm)
Vent width (mm)
Flügelbreite (mm)
FB
500
600
700
800
900
1000
1100
1200
1300
1400
Sluitzijde
Côté fermeture
Locking side
Schließseite
Scharnierzijde
Côté paumelles
Hinge side
Bandseite
Extra sluitpunt in de breedte
Point de fermeture supplémentaire en largeur
Additional locking points lengthwise
Zusätzliche Schließpunkte
D0079778

CS 77

MAX. TOELAATBARE AFMETINGEN
DIMENSIONS MAX. ADMISSIBLE
MAX. ADMISSIBLE SIZES
MAX. ZULAESSIGE ABMESSUNGEN

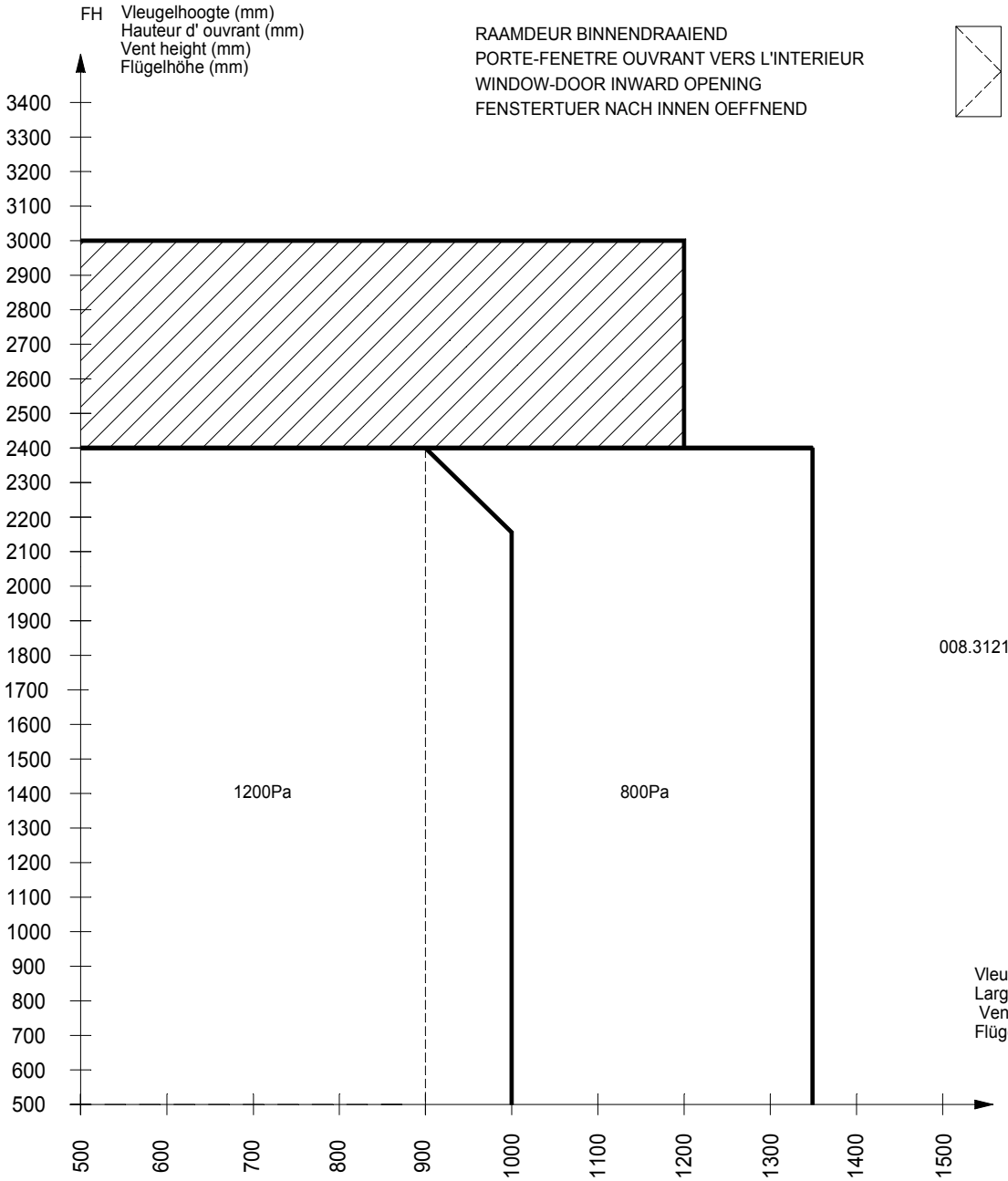

Enkel getest op functionaliteit en stabiliteit
Klasse 6 (200000 cycli) volgens EN 12400
mechanische sterkte klasse 4 volgens EN 1192

Seulement été testé pour la functionnalité et stabilité
Classe 6 (200000 cycli) suivant EN 12400
Resistance mécanique classe 4 suivant EN 1192

Only tested on functionality and stability
Class 6 (200000 cycli) according to EN 12400
mechanical strength class 4 according to EN 1192

Nur auf Funktionalität getestet und Stabilität
Klasse 6 (200000 cycli) nach EN 12400
Mechanische Festigkeit Klasse 4 nach EN 1192

Remark: aangegeven windbelasting = ontwerp windbelasting
Remark: vent charge spécifiée = design charge du vent
Remark: indicated windpressure = design windload
Remark: angegebenen Windlast = Design Windlast

schaal - échelle
scale - Maßstab
1/2

D0079781

CS 77

MAX. TOELAATBARE AFMETINGEN
DIMENSIONS MAX. ADMISSIBLE
MAX. ADMISSIBLE SIZES
MAX. ZULAESSIGE ABMESSUNGEN

DUBBELE RAAMDEUR NAAR BINNENDRAAIEND
PORTE-FENETRE DOUBLE OUVRANT VERS L'INTERIEUR
DOUBLE WINDOW-DOOR INWARD OPENING
ZWEIFLUEGELIGE FENSTERTUER NACH INNEN OEFFNEND

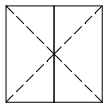

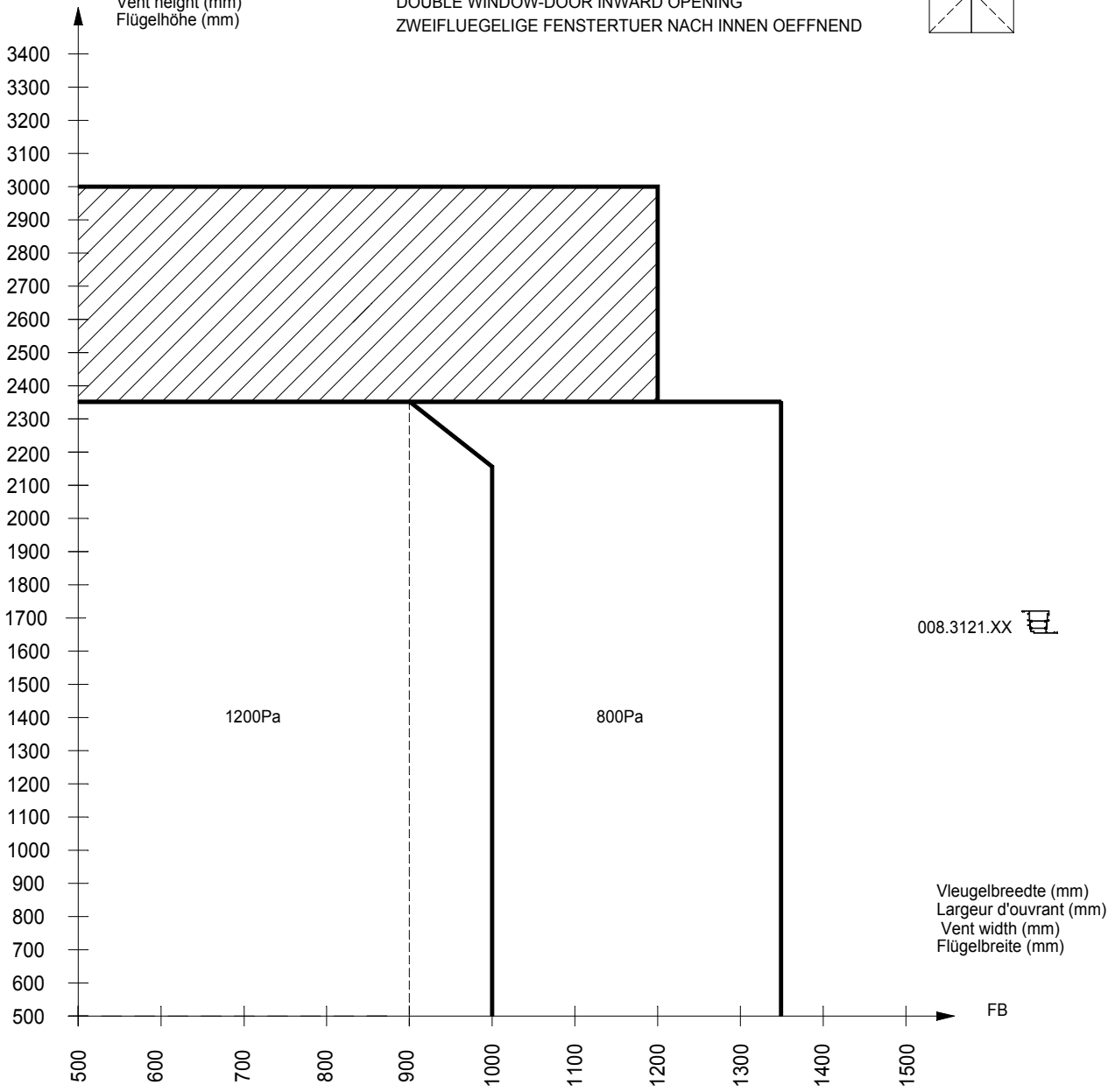

Enkel getest op functionaliteit en stabiliteit
Klasse 6 (200000 cycli) volgens EN 12400
mechanische sterkte klasse 4 volgens EN 1192

Seulement été testé pour la functionnalité et stabilité
Classe 6 (200000 cycli) suivant EN 12400
Resistance mécanique classe 4 suivant EN 1192

Only tested on functionality and stability
Class 6 (200000 cycli) according to EN 12400
mechanical strength class 4 according to EN 1192

Nur auf Funktionalität getestet und Stabilität
Klasse 6 (200000 cycli) nach EN 12400
Mechanische Festigkeit Klasse 4 nach EN 1192

Remark: aangegeven windbelasting = ontwerp windbelasting
Remark: vent charge spécifiée = design charge du vent
Remark: indicated windpressure = design windload
Remark: angegebenen Windlast = Design Windlast

schaal - échelle
scale - Maßstab
1/2

D0079781

CS 77

MAX. TOELAATBARE AFMETINGEN
DIMENSIONS MAX. ADMISSIBLE
MAX. ADMISSIBLE SIZES
MAX. ZULAESSIGE ABMESSUNGEN

RAAMDEUR BINNENDRAAIEND
PORTE-FENETRE OUVRANT VERS L'INTERIEUR
WINDOW-DOOR INWARD OPENING
FENSTERTUER NACH INNEN OEFFNEND

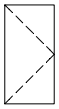

DUBBELE RAAMDEUR NAAR BINNENDRAAIEND
PORTE-FENETRE DOUBLE OUVRANT VERS L'INTERIEUR
DOUBLE WINDOW-DOOR INWARD OPENING
ZWEIFLUEGELIGE FENSTERTUER NACH INNEN OEFFNEND

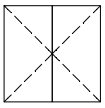

065.6510.XX

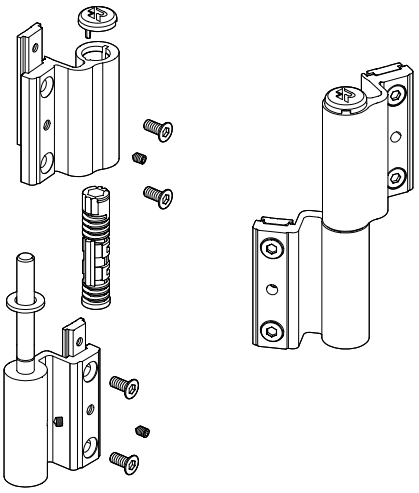

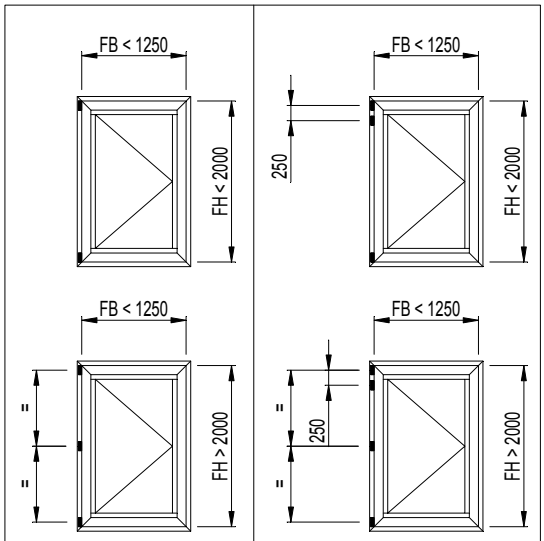

Private plaatsen - Lieux privats - Private application - Privatanwendung	max. 100 kg	max. 100 kg + 15%
Publieke plaatsen - Lieux publics - Public application - Öffentliche Anwendung	max. 90 kg	max. 90 kg + 15%
Publieke plaatsen met deursluiter - Lieux publics avec fermeture de porte - Public application with door closer - Öffentliche Anwendung mit Türschliesser	max. 80 kg	max. 80 kg + 15%

D0079760

CS 77

MAX. TOELAATBARE AFMETINGEN
DIMENSIONS MAX. ADMISSIBLE
MAX. ADMISSIBLE SIZES
MAX. ZULAESSIGE ABMESSUNGEN

RAAMDEUR BINNENDRAAIEND
PORTE-FENETRE OUVRANT VERS L'INTERIEUR
WINDOW-DOOR INWARD OPENING
FENSTERTUER NACH INNEN OEFFNEND

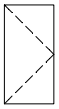

DUBBELE RAAMDEUR NAAR BINNENDRAAIEND
PORTE-FENETRE DOUBLE OUVRANT VERS L'INTERIEUR
DOUBLE WINDOW-DOOR INWARD OPENING
ZWEIFLUEGELIGE FENSTERTUER NACH INNEN OEFFNEND

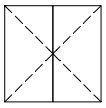

VARIANTE
VARIANT
VARIANT
VARIANTE

065.6514.XX

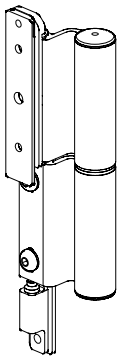

max. 90 kg

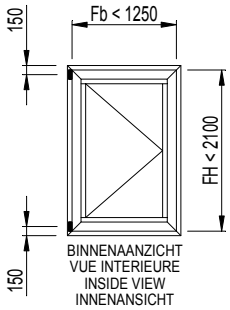

max. 90 kg

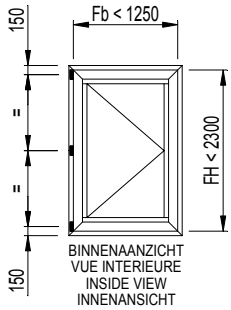

max. 120 kg

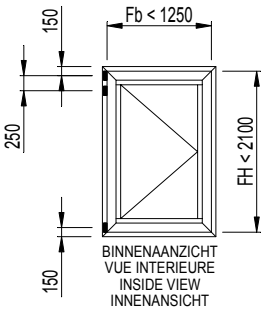

max. 120 kg

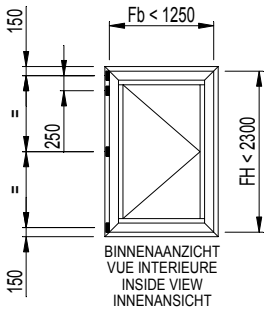

D0079760

THERMO FRONT
THERMO FRONT
THERMO FRONT
THERMO FRONT

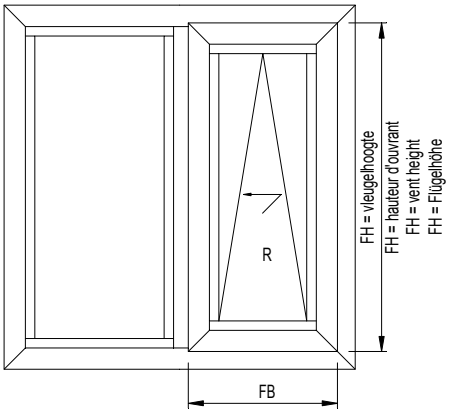

FB = 650 - 1880mm (max)
FH = 930 - 2430mm (max)
FGmax = 180 kg

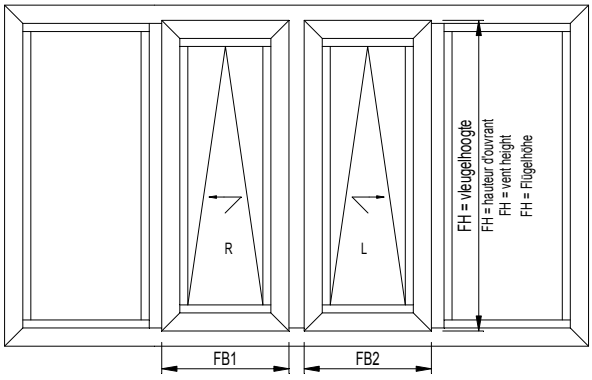

FB1 = 650 - 1880mm (max)
FB2 = 650 - 1880mm (max)
FH = 930 - 2430mm (max)
FGmax = 180 kg

D0079779

CS 77

MAX. TOELAATBARE AFMETINGEN
DIMENSIONS MAX. ADMISSIBLE
MAX. ADMISSIBLE SIZES
MAX. ZULAESSIGE ABMESSUNGEN

PIVOTDEUR
PORTE PIVOTANTE
PIVOT DOOR
SCHWINGTUER

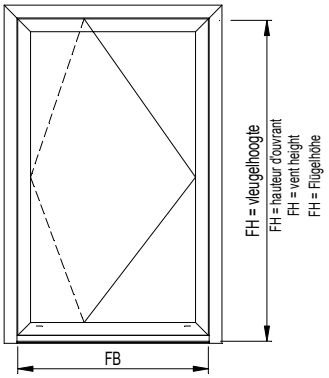

FBmax = 1700mm : 1/3 + 2/3 (max 1250mm)
FHmax = 2700mm
FGmax = 200 kg

Closing force adjustable from outside, size 2 -5 to EN 1154
Closer in only one construction size
Infinitely variable hold-open, can be enabled and disabled (80°-120°)
Backcheck
Adjustable closing speed
Safety valve preventing deliberate overloading
Closing range from approx. 170°
Adjustment range : Height:6mm / Lateral 10mm / Length 10mm
Galvanised cement box
Coverplate stainless steel

APPLICATIONS
Single action doors
Double action doors

D0079779

CS 77

MAX. TOELAATBARE AFMETINGEN
DIMENSIONS MAX. ADMISSIBLE
MAX. ADMISSIBLE SIZES
MAX. ZULAESSIGE ABMESSUNGEN

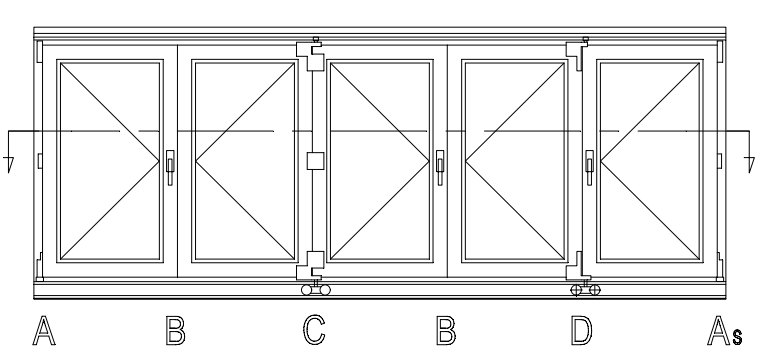

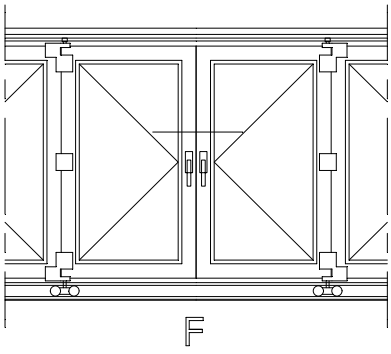

FH

- FH (min) = 850
- FH (max)

		Waterdichtheid tot Imperméabilité à l'eau jusqu'à Water tightness up to Wasserdichtigkeit bis 300 Pa			Waterdichtheid tot Imperméabilité à l'eau jusqu'à Water tightness up to Wasserdichtigkeit bis 150 Pa			Binnentoepassing Aplication intérieure Inside application Innenanwendung		
		FB (mm)			FB (mm)			FB (mm)		
SYSTEM		750	800	900	750	800	900	750	800	900
CS 77	008.3192.XX	2400	2400	2300	2400	2400	2350	2400	2400	2400
	008.3112.XX	2400	2400	2400	2400	2400	2400	2400	2400	2400
					enkel bij buitenkader onderaan seulement chez dormant en bas only with outer frame at the bottom nur bei Blendrahmen unten					

FG

- FG (max)

	FG max (kg)				
B C D E F	80				
A As	#	065.8360.XX		065.8375.XX	
	2	50	55 *	60	65 *
	3	65	70 *	75	80 *
	4	75	80 *	85	90 *

	Min. aantal sluitpunten Nombre min. de points de fermeture Min. number of locking points Min. Anzahl Schließpunkte	
	FH<1800	1800<FH<FH max.
B C D E F	062.8474.-- 060.7064.--	062.8474.-- 060.7064.-- + 060.7064.-- 060.7065.--
A As (Krukzijde) (Côte béquille) (Handle side) (Hebelseite)		

D0079780

CS 77

MAX. TOELAATBARE AFMETINGEN
DIMENSIONS MAX. ADMISSIBLE
MAX. ADMISSIBLE SIZES
MAX. ZULAESSIGE ABMESSUNGEN

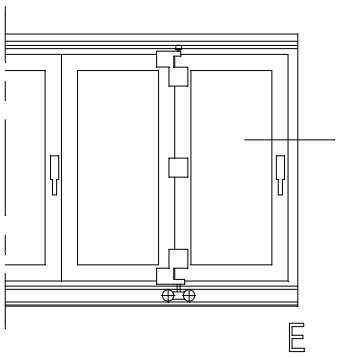

FB
- FB (min)
- FB (max) = 900

	FB min		FB max
SYSTEM	B C D E F	A As	A As B C D E F
CS 77	600	600	900

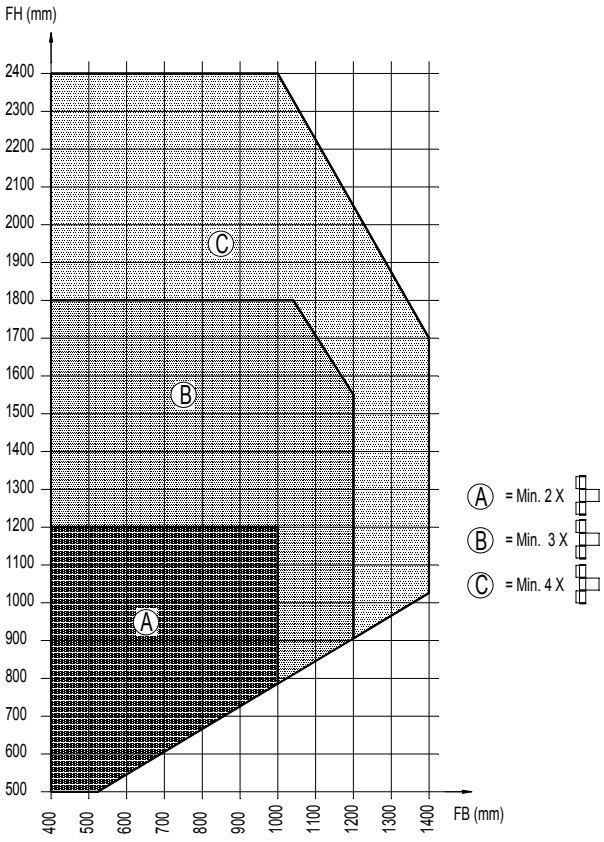

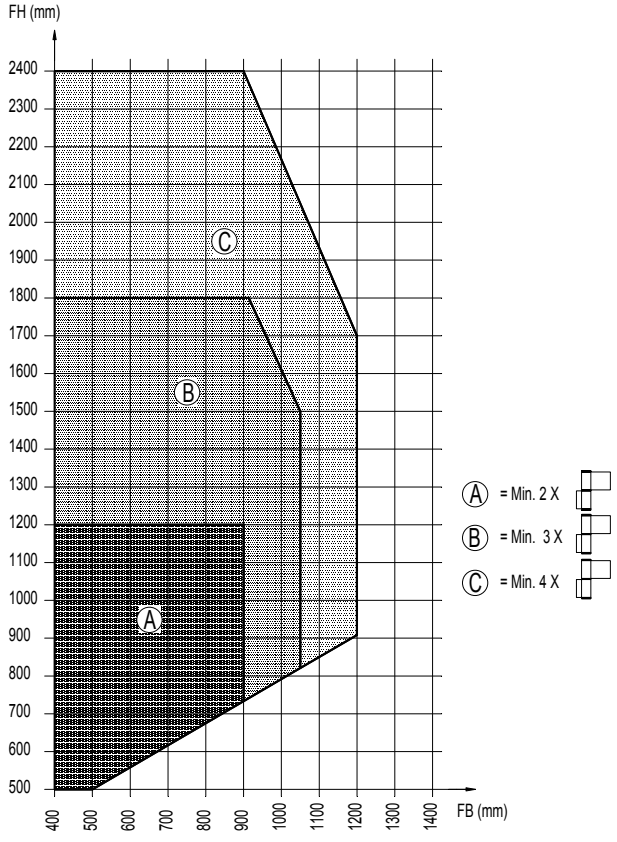

065.8375.XX

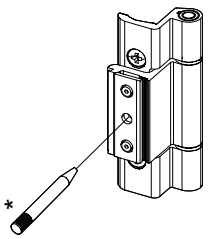

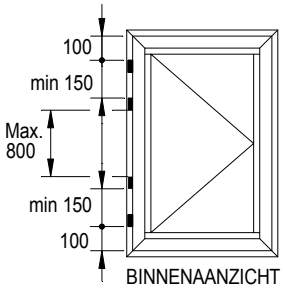

BINNENAANZICHT
VUE INTERIEURE
INSIDE VIEW
INNENANSICHT

065.8360.XX

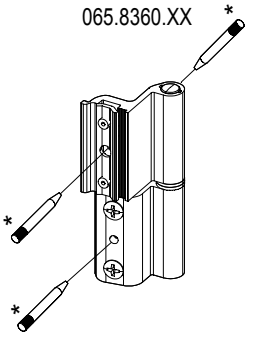

D0079780

CS 77

MAX. TOELAATBARE AFMETINGEN
DIMENSIONS MAX. ADMISSIBLE
MAX. ADMISSIBLE SIZES
MAX. ZULAESSIGE ABMESSUNGEN

RAAMDEUR NAAR BUITENDRAAIEND
PORTE-FENETRE OUVRANT VERS L'EXTERIEUR
WINDOW-DOOR OUTWARD OPENING
FENSTERTUER NACH AUSSEN OEFFNEND

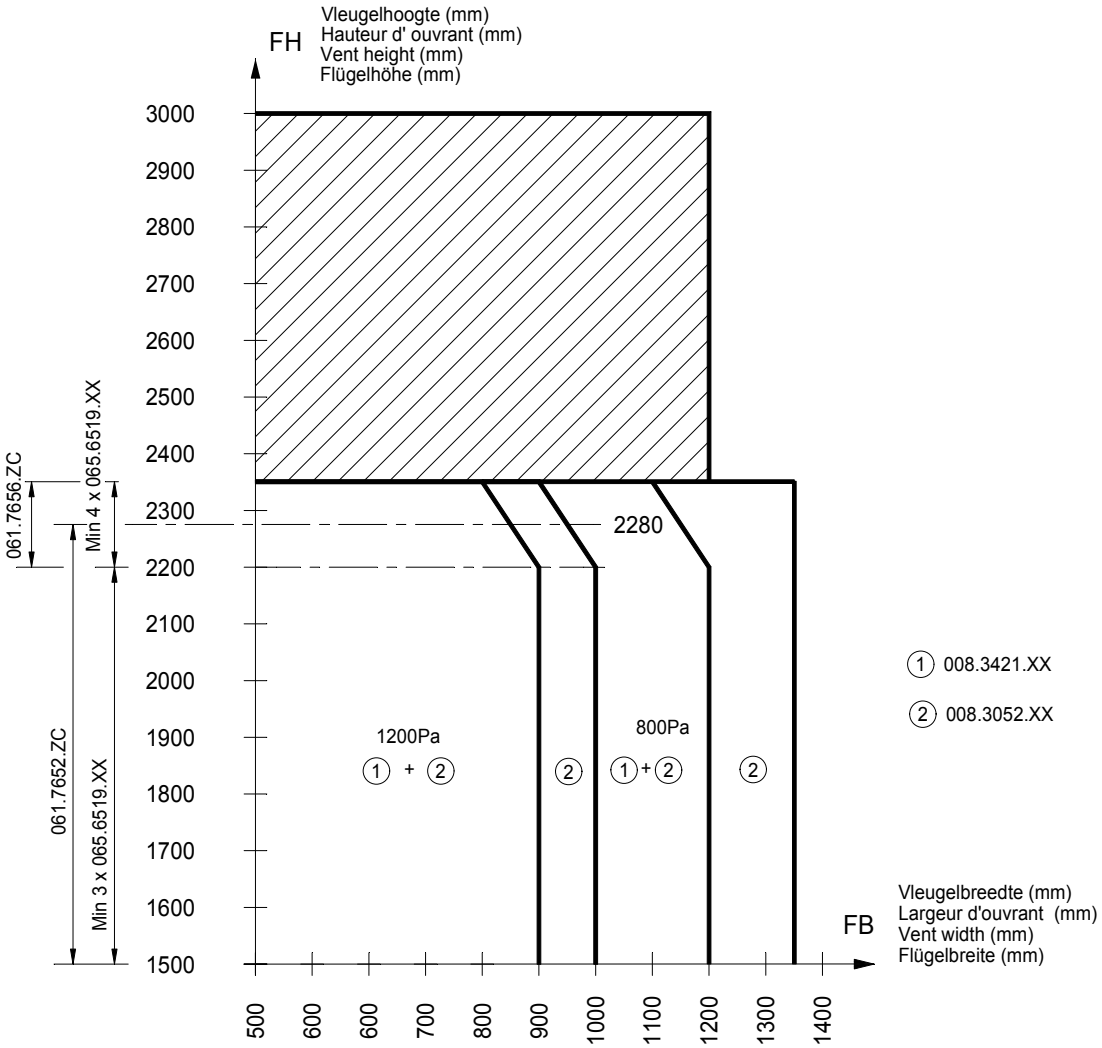

Min. vleugelbreedte = 500 mm
Min. vleugelhoogte = 1500 mm
Max. vleugelgewicht = 75kg

Largeur d' ouvrant min. = 500 mm
Hauteur d' ouvrant min. = 1500 mm
Poids d' ouvrant max. = 75kg

Min. vent width = 500 mm
Min. vent height = 1500 mm
Max. vent weight = 75kg

Min. Flügelbreite = 500 mm
Min. Flügelhöhe = 1500 mm
Höchstflügel gewicht = 75kg

Enkel getest op functionaliteit en stabiliteit
Klasse 6 (200000 cycli) volgens EN 12400
mechanische sterkte klasse 4 volgens EN 1192

Seulement été testé pour la functionnalité et stabilité
Classe 6 (200000 cycli) suivant EN 12400
Resistance mécanique classe 4 suivant EN 1192

Only tested on functionality and stability
Class 6 (200000 cycli) according to EN 12400
mechanical strength class 4 according to EN 1192

Nur auf Funktionalität getestet und Stabilität
Klasse 6 (200000 cycli) nach EN 12400
Mechanische Festigkeit Klasse 4 nach EN 1192

Remark: aangegeven windbelasting = ontwerp windbelasting
Remark: vent charge spécifiée = design charge du vent
Remark: indicated windpressure = design windload
Remark: angegebenen Windlast = Design Windlast

schaal - échelle
scale - Maßstab
1/2

D0079777

CS 77

MAX. TOELAATBARE AFMETINGEN
DIMENSIONS MAX. ADMISSIBLE
MAX. ADMISSIBLE SIZES
MAX. ZULAESSIGE ABMESSUNGEN

POSITIONERING SCHARNIEREN
POSITIONNEMENT PAUMELLE
POSITIONIERING DES BANDES
HINGE POSITIONING

SCHARNIER
PAUMELLE
HINGE
BAND

A-STANDAARDOPLOSSING
SOLUTION STANDARD
STANDARD SOLUTION
STANDARDLOESUNG

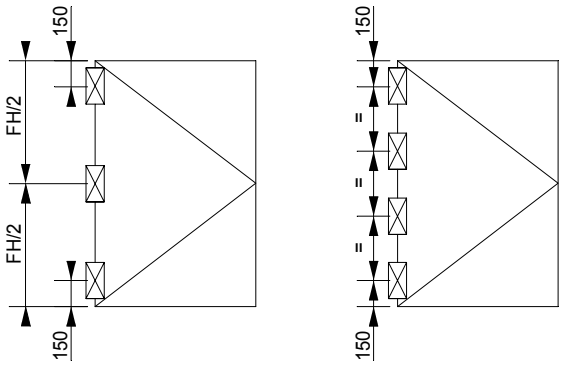

VOOR 008.3421.XX
POUR 008.3421.XX
FOR 008.3421.XX
FÜR 008.3421.XX

065.6519.XX

B-INTENSIEF GEBRUIK
D'EMPLOI INTENSIF
INTENSIVER BETAETIGUNG
INTENSIVE USE

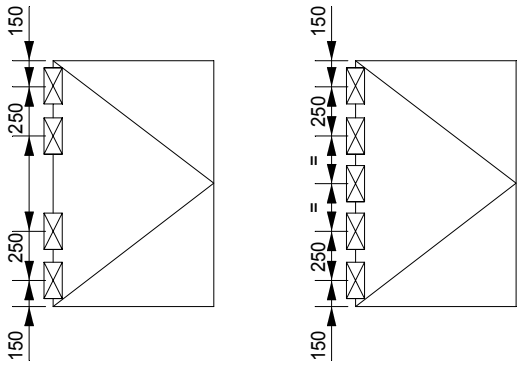

+ 1 extra scharnier bij intensief gebruik
+ 1 scharnière supplémentaire en cas d'emploie intensif
+ 1 additional hinge in case of intensive use
+ 1 zusätzliches Band bei intensiver Betätigung

RAAMDEUR BUITENDRAAIEND
PORTE-FENETRE A MA FRANÇAISE VERS L'EXT.
WINDOW-DOOR OUTWARD OPENING
FENSTERTUER NACH AUSSEN OEFFNEND

VOOR 008.3052.XX
POUR 008.3052.XX
FOR 008.3052.XX
FÜR 008.3052.XX

VARIANTE
VARIANT
VARIANT
VARIANTE

065.6515.XX

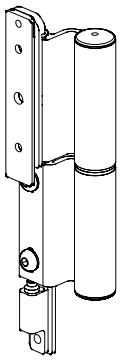

max. 90 kg

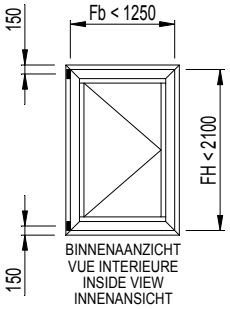

max. 90 kg

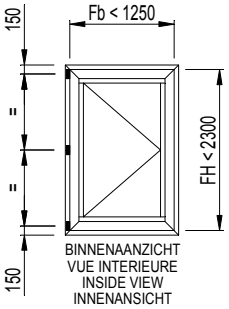

max. 120 kg

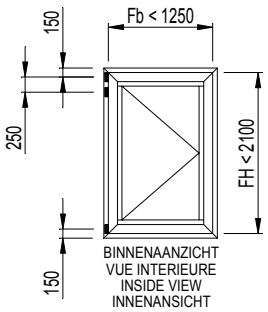

max. 120 kg

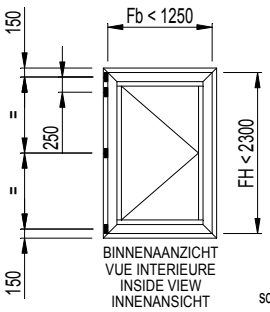

schaal - échelle
scale - Maßstab
1/2

D0079777

CS 77

MAX. TOELAATBARE AFMETINGEN
DIMENSIONS MAX. ADMISSIBLE
MAX. ADMISSIBLE SIZES
MAX. ZULAESSIGE ABMESSUNGEN

DUBBELE RAAMDEUR NAAR BUITENDRAAIEND
PORTE-FENETRE DOUBLE OUVRANT VERS L'EXTERIEUR
DOUBLE WINDOW-DOOR OUTWARD OPENING
ZWEIFLUEGELIGE FENSTERTUER NACH AUSSEN OEFFNEND

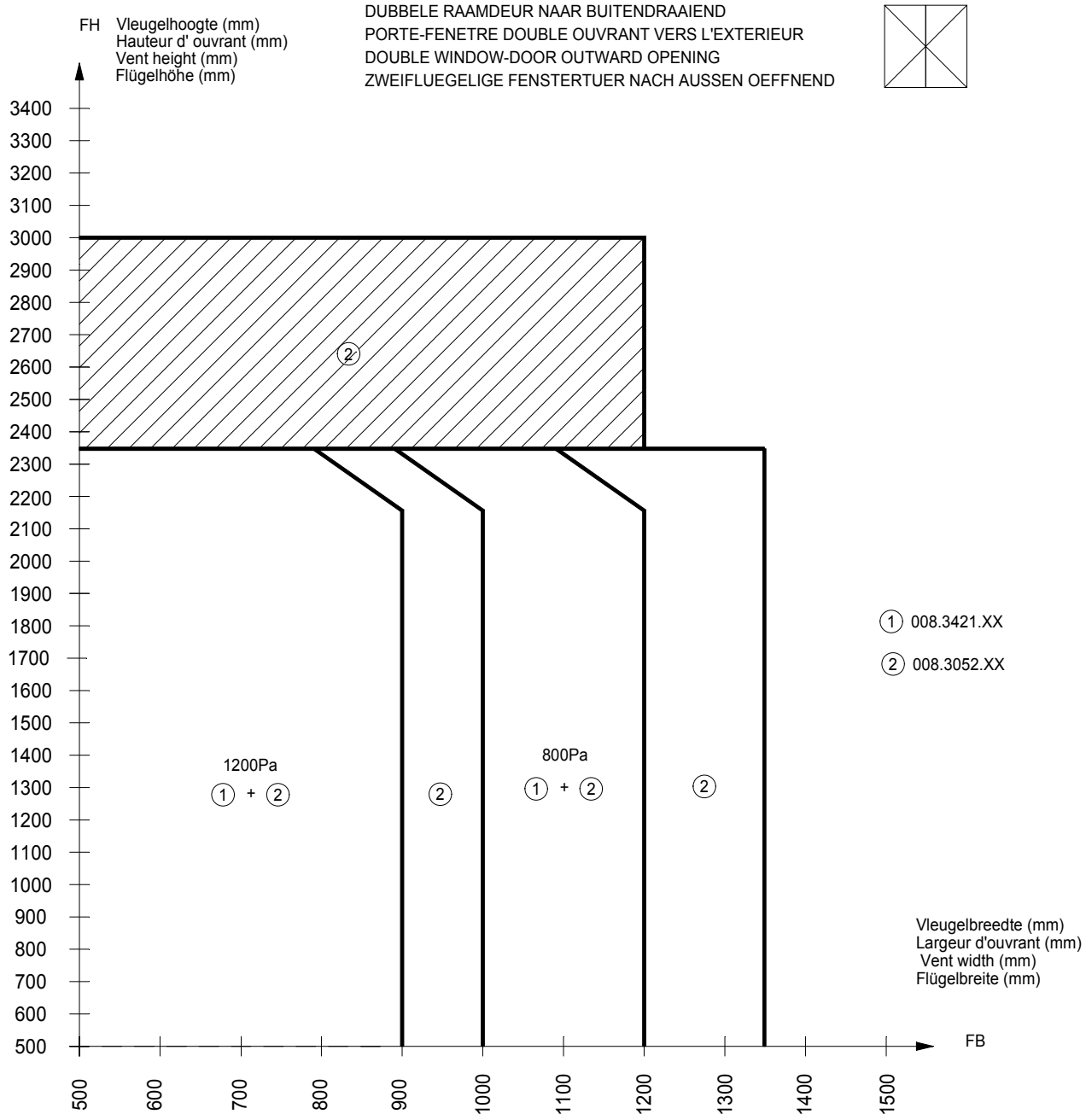

Enkel getest op functionaliteit en stabiliteit
Klasse 6 (200000 cycli) volgens EN 12400
mechanische sterkte klasse 4 volgens EN 1192

Seulement été testé pour la functionnalité et stabilité
Classe 6 (200000 cycli) suivant EN 12400
Resistance mécanique classe 4 suivant EN 1192

Only tested on functionality and stability
Class 6 (200000 cycli) according to EN 12400
mechanical strength class 4 according to EN 1192

Nur auf Funktionalität getestet und Stabilität
Klasse 6 (200000 cycli) nach EN 12400
Mechanische Festigkeit Klasse 4 nach EN 1192

Remark: aangegeven windbelasting = ontwerp windbelasting
Remark: vent charge spécifiée = design charge du vent
Remark: indicated windpressure = design windload
Remark: angegebenen Windlast = Design Windlast

schaal - échelle
scale - Maßstab
1/2

D0079148

CS 77

MAX. TOELAATBARE AFMETINGEN
DIMENSIONS MAX. ADMISSIBLE
MAX. ADMISSIBLE SIZES
MAX. ZULAESSIGE ABMESSUNGEN

POSITIONERING SCHARNIEREN
POSITIONNEMENT PAUMELLE
POSITIONIERING DES BANDES
HINGE POSITIONING

SCHARNIER
PAUMELLE
HINGE
BAND

VARIANTE
VARIANT
VARIANT
VARIANTE

065.6519.XX

A-STANDAARDOPLOSSING
SOLUTION STANDARD
STANDARD SOLUTION
STANDARDLOESUNG

VOOR 008.3421.XX
POUR 008.3421.XX
FOR 008.3421.XX
FÜR 008.3421.XX

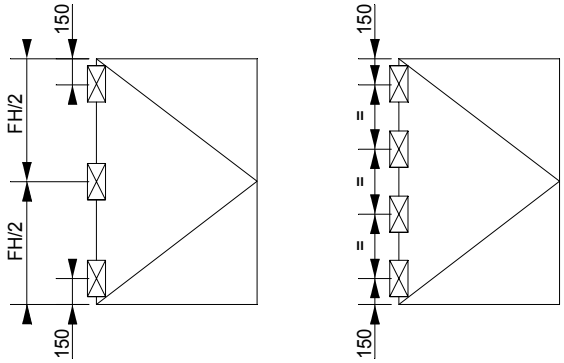

B-INTENSIEF GEBRUIK
D'EMPLOI INTENSIF
INTENSIVER BETAETIGUNG
INTENSIVE USE

+ 1 extra scharnier bij intensief gebruik
+ 1 scharnière supplémentaire en cas d'emploie intensif
+ 1 additional hinge in case of intensive use
+ 1 zusätzliches Band bei intensiver Betätigung

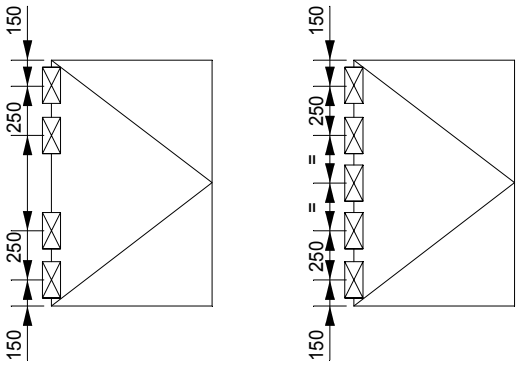

VOOR 008.3052.XX
POUR 008.3052.XX
FOR 008.3052.XX
FÜR 008.3052.XX

max. 90 kg

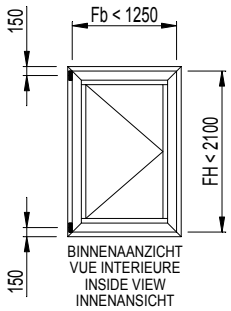

max. 90 kg

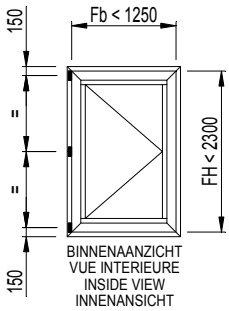

max. 120 kg

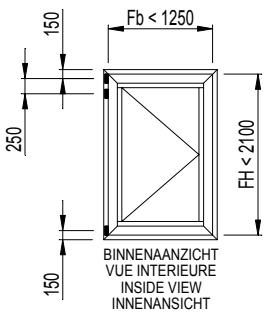

max. 120 kg

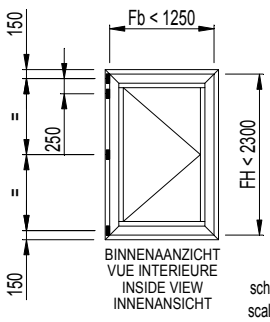

VARIANTE
VARIANT
VARIANT
VARIANTE

065.6515.XX

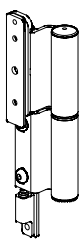

schaal - échelle
scale - Maßstab
1/2

D0079148

D0079761

CS 77

MAX. TOELAATBARE AFMETINGEN
DIMENSIONS MAX. ADMISSIBLE
MAX. ADMISSIBLE SIZES
MAX. ZULAESSIGE ABMESSUNGEN

RAAMDEUR NAAR BUITENDRAAIEND
PORTE-FENETRE OUVRANT VERS L'EXTERIEUR
WINDOW-DOOR OUTWARD OPENING
FENSTERTUER NACH AUSSEN OEFFNEND

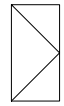

DUBBELE RAAMDEUR NAAR BUITENDRAAIEND
PORTE-FENETRE DOUBLE OUVRANT VERS L'EXTERIEUR
DOUBLE WINDOW-DOOR OUTWARD OPENING
ZWEIFLUEGELIGE FENSTERTUER NACH AUSSEN OEFFNEND

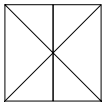

065.6510.XX

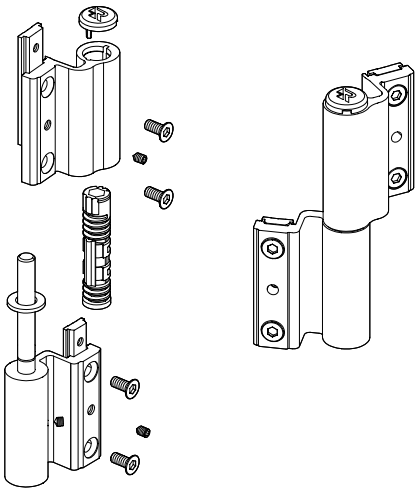

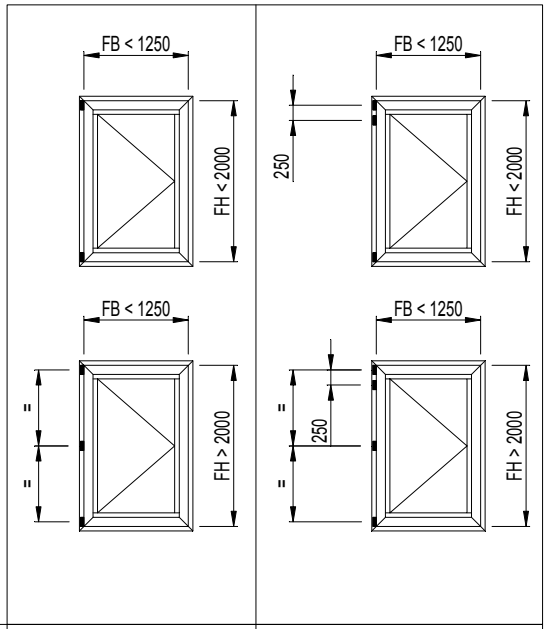

Private plaatsen - Lieux privats - Private application - Privatanwendung	max. 100 kg	max. 100 kg + 15%
Publieke plaatsen - Lieux publics - Public application - Öffentliche Anwendung	max. 90 kg	max. 90 kg + 15%
Publieke plaatsen met deursluiter - Lieux publics avec fermeture de porte - Public application with door closer - Öffentliche Anwendung mit Türschliesser	max. 80 kg	max. 80 kg + 15%

D0079761

CS 77

MAX. TOELAATBARE AFMETINGEN
DIMENSIONS MAX. ADMISSIBLE
MAX. ADMISSIBLE SIZES
MAX. ZULAESSIGE ABMESSUNGEN

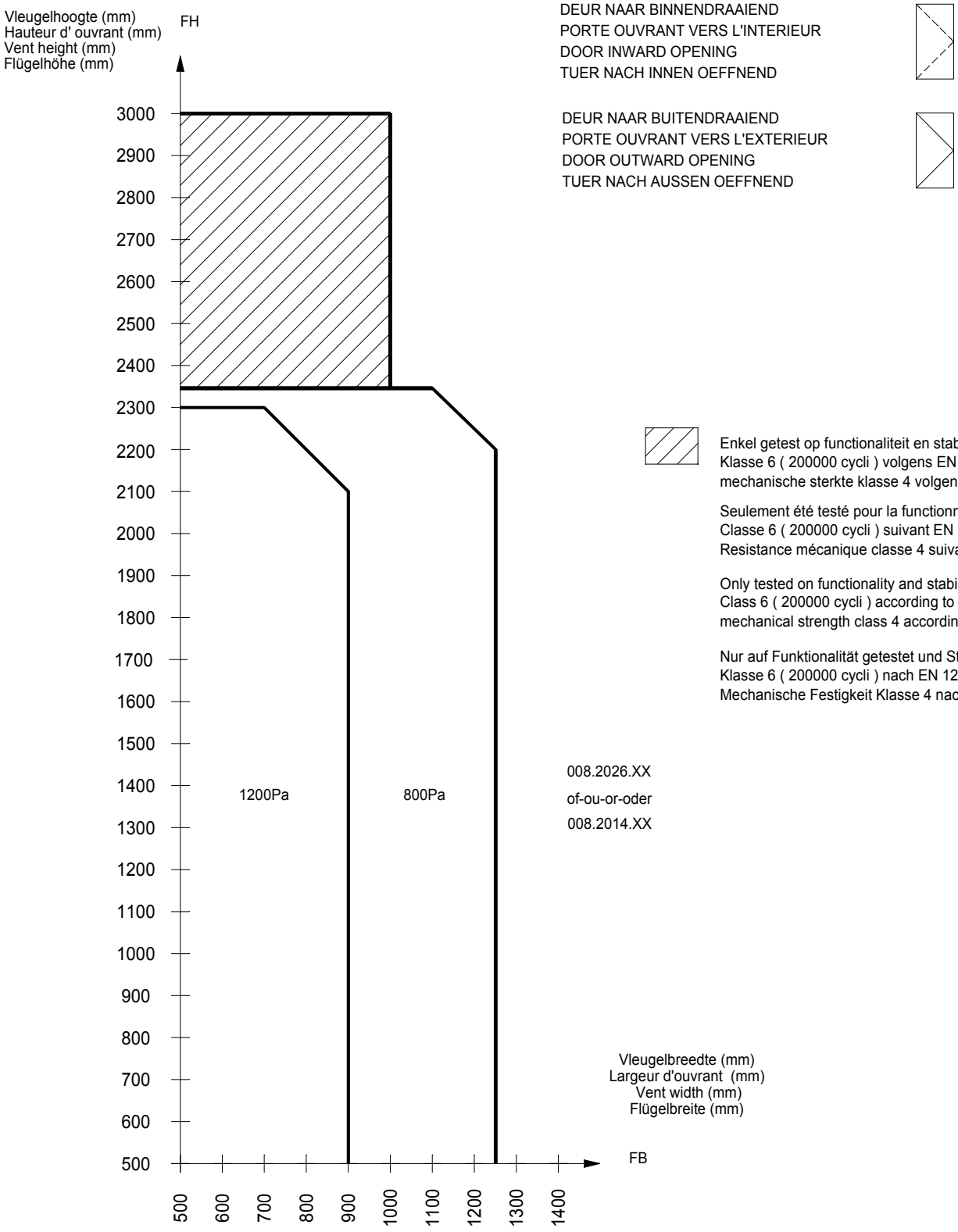

DEUR NAAR BINNENDRAAIEND
PORTE OUVRANT VERS L'INTERIEUR
DOOR INWARD OPENING
TUER NACH INNEN OEFFNEND

DEUR NAAR BUITENDRAAIEND
PORTE OUVRANT VERS L'EXTERIEUR
DOOR OUTWARD OPENING
TUER NACH AUSSEN OEFFNEND

Enkel getest op functionaliteit en stabiliteit
Klasse 6 (200000 cycli) volgens EN 12400
mechanische sterkte klasse 4 volgens EN 1192

Seulement été testé pour la functionnalité et stabilité
Classe 6 (200000 cycli) suivant EN 12400
Resistance mécanique classe 4 suivant EN 1192

Only tested on functionality and stability
Class 6 (200000 cycli) according to EN 12400
mechanical strength class 4 according to EN 1192

Nur auf Funktionalität getestet und Stabilität
Klasse 6 (200000 cycli) nach EN 12400
Mechanische Festigkeit Klasse 4 nach EN 1192

008.2026.XX
of-ou-or-oder
008.2014.XX

Remark: aangegeven windbelasting = ontwerp windbelasting
Remark: vent charge spécifiée = design charge du vent
Remark: indicated windpressure = design windload
Remark: angegebenen Windlast = Design Windlast

D0075917

CS 77

MAX. TOELAATBARE AFMETINGEN
DIMENSIONS MAX. ADMISSIBLE
MAX. ADMISSIBLE SIZES
MAX. ZULAESSIGE ABMESSUNGEN

DUBBELE DEUR NAAR BINNENDRAAIEND
PORTE DOUBLE OUVRANT VERS L'INTERIEUR
DOUBLE DOOR INWARD OPENING
ZWEIFLUEGELIGE TUER NACH INNEN OEFFNEND

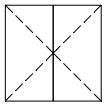

DUBBELE DEUR NAAR BUITENDRAAIEND
PORTE DOUBLE OUVRANT VERS L'EXTERIEUR
DOUBLE DOOR OUTWARD OPENING
ZWEIFLUEGELIGE TUER NACH AUSSEN OEFFNEND

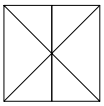

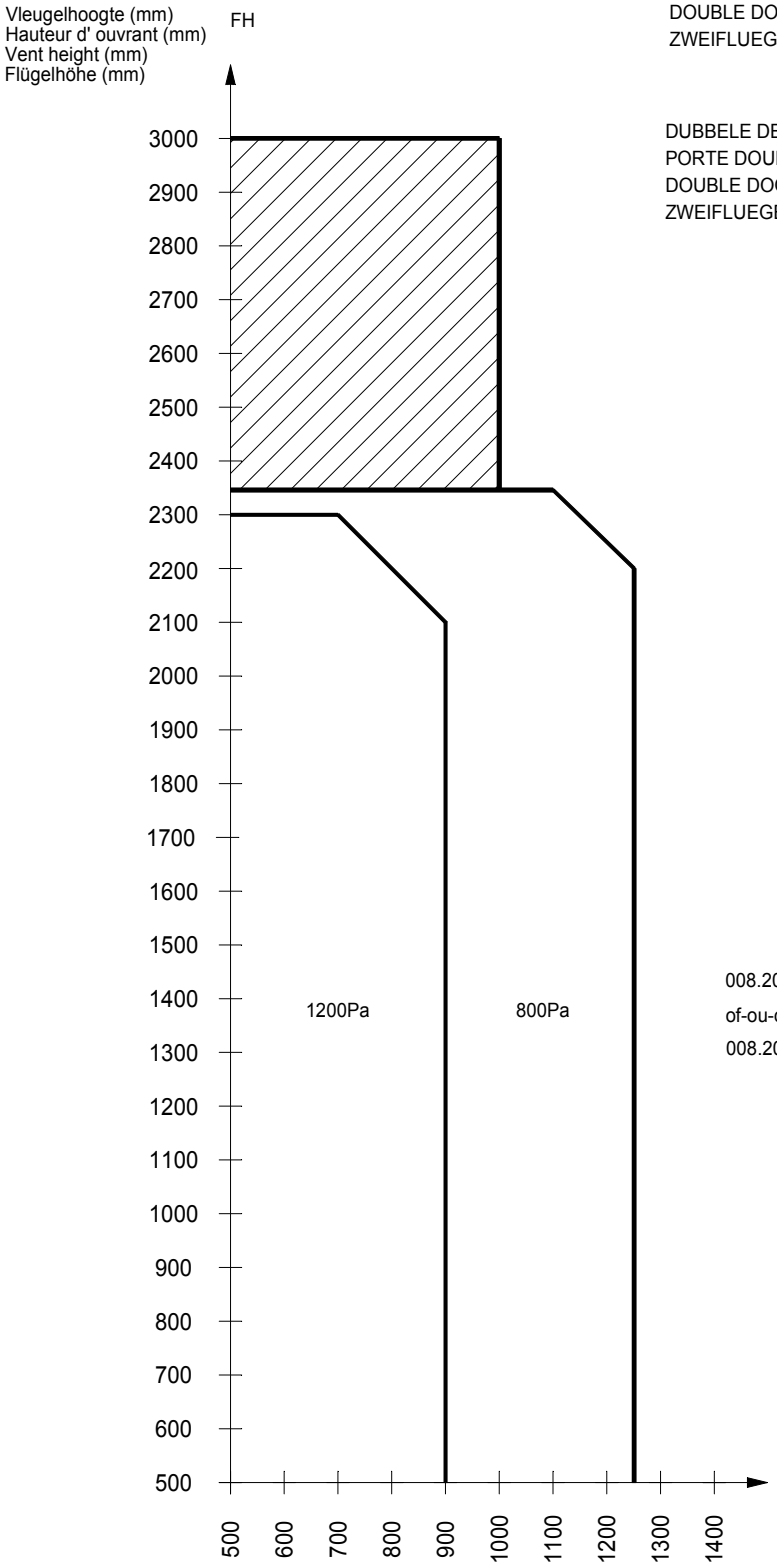

Enkel getest op functionaliteit en stabiliteit
Klasse 6 (200000 cycli) volgens EN 12400
mechanische sterkte klasse 4 volgens EN 1192

Seulement été testé pour la functionnalité et stabilité
Classe 6 (200000 cycli) suivant EN 12400
Resistance mécanique classe 4 suivant EN 1192

Only tested on functionality and stability
Class 6 (200000 cycli) according to EN 12400
mechanical strength class 4 according to EN 1192

Nur auf Funktionalität getestet und Stabilität
Klasse 6 (200000 cycli) nach EN 12400
Mechanische Festigkeit Klasse 4 nach EN 1192

008.2026.XX
of-ou-or-oder
008.2014.XX

Remark: aangegeven windbelasting = ontwerp windbelasting
Remark: vent charge spécifiée = design charge du vent
Remark: indicated windpressure = design windload
Remark: angegebenen Windlast = Design Windlast

D0075917

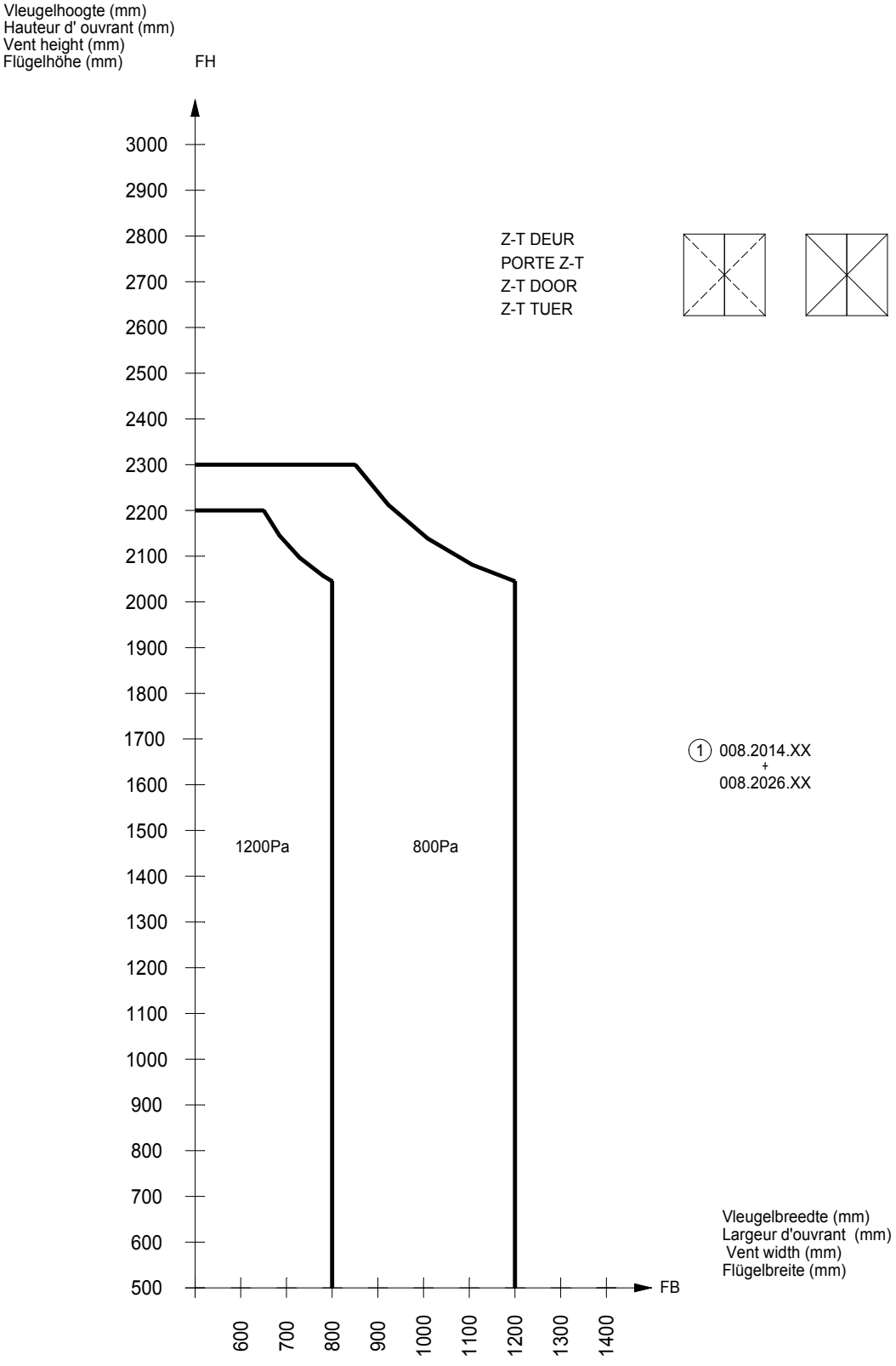
Vleugelhoogte (mm)
Hauteur d' ouvrant (mm)
Vent height (mm)
Flügelhöhe (mm)
FH
3000
2900
2800
2700
2600
2500
2400
2300
2200
2100
2000
1900
1800
1700
1600
1500
1400
1300
1200
1100
1000
900
800
700
600
500
Z-T DEUR
PORTE Z-T
Z-T DOOR
Z-T TUER
1200Pa
800Pa
1 008.2014.XX
+
008.2026.XX
FB
600
700
800
900
1000
1100
1200
1300
1400
Vleugelbreedte (mm)
Largeur d'ouvrant (mm)
Vent width (mm)
Flügelbreite (mm)

D0075914

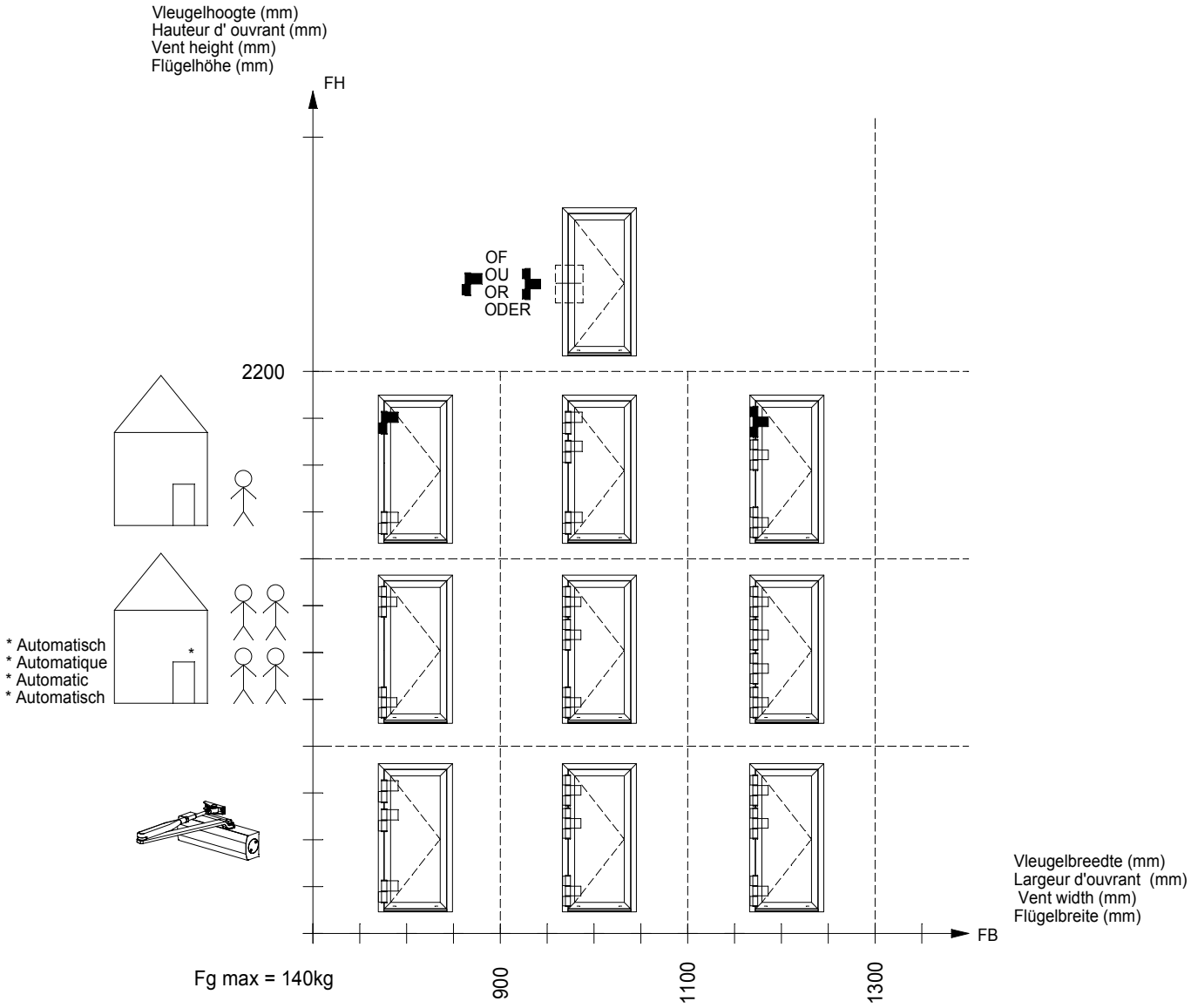

Indien er hogere eisen zijn aan afmetingen, gewichten of AWW performanties moet de configuratie aangepast worden. (Dr. Hahn Software).
Bij zware gewichten en intensieve toepassing moet een extra scharnier geplaatst worden net onder het bovenste scharnier.
Een vleugelhoogte van meer dan 3000MM is niet mogelijk, een vleugelbreedte van meer dan 1300MM wordt afgeraden.
Raadpleeg de grafieken van de desbetreffende series om te weten te komen welke profielen gebruikt moeten worden.

Si des exigences supérieures sont imposées en termes de dimensions, de poids ou de performances AWW, la configuration doit être adaptée (logiciel Dr Hahn).
En cas de poids lourds et d'application intensive, une charnière supplémentaire doit être placée juste en dessous de la charnière supérieure.
Il est impossible de disposer d'une hauteur de vantail >3000mm, tandis qu'il est déconseillé de dépasser 1300mm pour la largeur du vantail.
Consultez les graphics des séries concernées pour déterminer quels sont les profiles correcte.

If there are greater demands related to size, weight or AWW performances then the configuration must be adjusted. (Dr. Hahn Software).
Heavy doors and intensive use require an extra hinge just under the top hinge.
A vent height of more than 3000mm is not possible, a vent width of more than 1300mm is discouraged.
Consult the graphs of the related series to determine the required profiles.

Bei höheren Anforderungen an Abmessungen, Gewichte oder AWW-Eigenschaften muss die Konfiguration angepasst werden. (Dr. Hahn Software).
Bei schweren Gewichten und intensiver Nutzung muss unmittelbar unter dem obersten Scharnier ein zusätzliches Scharnier angebracht werden.
Eine Flügelhöhe über 3000 mm ist nicht möglich, von einer Flügelbreite über 1300 mm wird abgeraten.
Fur die correcte profielen entnehmen Sie bitte den Grafieken der betreffenden Serien.

CS 77

MAX. TOELAATBARE AFMETINGEN
DIMENSIONS MAX. ADMISSIBLE
MAX. ADMISSIBLE SIZES
MAX. ZULAESSIGE ABMESSUNGEN

REYNAERS
aluminium

www.reynaers.com