
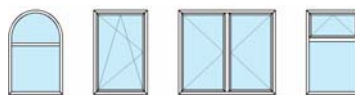
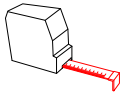


**blyweert**<sup>®</sup>  
aluminium  
exactly your profile

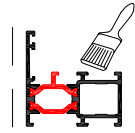


Apollo P01






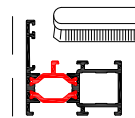
Lengte (mm)  
Longueur (mm)  
Length (mm)



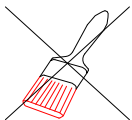
Omtrek  
Périmètre  
Perimeter



Kleur  
Couleur  
Color



Borstel-omtrek  
Périmètre brossage  
Perimeter of brushing



Brut  
Brut  
Mill finish



Pershoek  
Équerre sertir  
Clamping corner



Zwart  
Noir  
Black



Schroefhoek  
Équerre à visser  
Square coupling joint



Wit  
Blanc  
White



T-verbinding  
Attacher traverse  
Connection for transom



RAL  
RAL  
RAL



Variabele hoekverbinding  
Équerre à angle variable  
Adjustable connecting component



Pagina  
Page  
Page



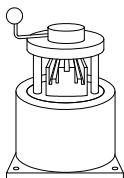
Primaire zichtzijde  
Surface primaire  
Primary surface



Toepassing  
Application  
Application



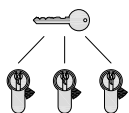
Secundaire zichtzijde  
Surface secondaire  
Secondary surface



Kapmatrijs  
Poinçonneuse  
Punch tool

AN

Geanodiseerd  
Anodisé  
Anodised



Cilinder gelijksluitend  
Cylindre même fermeture  
Cylinder keyed-alike

~~AN~~

Niet geanodiseerd  
Pas de anodisé  
not anodised



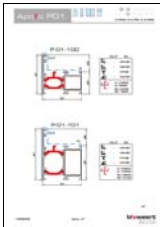
Profieloverzicht  
Overview profil  
Profile overview

p. 7



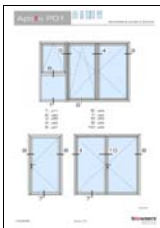
Toebehoren  
Accessoires  
Accessories

p. 19




Profielen  
Profils  
Profiles

p. 55



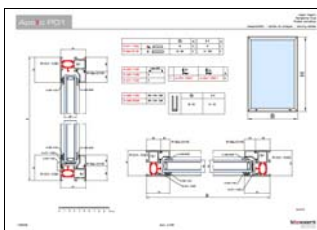
Doorsneden  
Coupes  
Section

p. 103



Statica  
Statique  
Statics

p. 161



Zaagtabelen  
Tables de sciages  
Sawing tables

p. 171

vast raam  
fenêtre fixe  
fixed window

p. 171

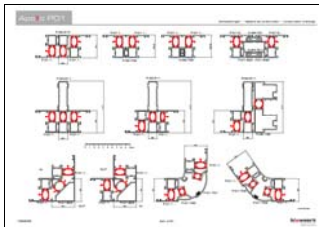
vast raam met tussenstijl  
fenêtre fixe avec traverse  
fixed window with mullion

p. 172

kipraam  
fenêtre basculante  
tilt window

p. 174

draaikip fenêtre oscillo battante tilt and turn window	p. 175
tuimelraam chassis pivotants pivoting window	p. 176
kipschuif coulissant a translation fixed window	p. 177
stolpraam double ouvrant à la française double casement window	p. 178
samengesteld raam fenêtre composé complex window	p. 179
enkele deur naar binnen draaiend porte simple ouvrant interieur single door inside opening	p. 180
enkele deur naar buiten draaiend porte simple ouvrant exterieur single door outside opening	p. 183
dubbele deur naar binnen draaiend porte double ouvrant interieur double door inside opening	p. 186
dubbele deur naar buiten draaiend porte double ouvrant exterieur double door outside opening	p. 189



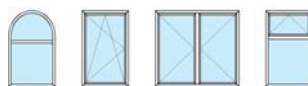
## Werktekeningen Dessins de construction Construction drawings


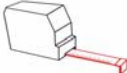




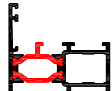
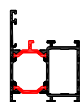
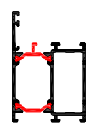
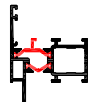
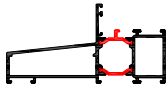
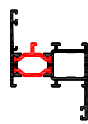
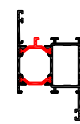
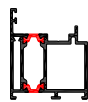
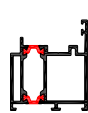
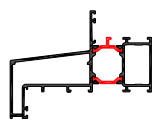
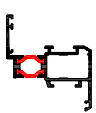
p. 193

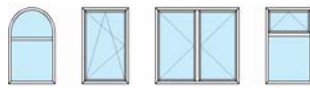
overzicht vue d'ensemble overview	p. 193
variabele hoek angle variable variable angle	p. 194
pershoek équerre à sertir clamping corner	p. 196
schroefhoek équerre à visser square coupling joint	p. 197
t-verbinder attacher traverse connection component for transom	p. 198
variabele schroefhoek équerre à visser variable variable square coupling joint	p. 202
stolpeindstuk raam embout mauclair fenêtre double casement component window	p. 203
montage rolluil assemblage volet roulant assembly rolling shutter	p. 204

plaathouder porteur de plaque plate holder	p. 205
tuimelraam chassis pivotants pivoting window	p. 206
uitfrezing kruk wentelraam A-BS-280 fraisage poignée chassis pivotants A-BS-280 milling handle pivoting window A-BS-280	p. 207
montage waterkapje A-00-100 assemblage busette A-00-100 assembly drain hole cover A-00-100	p. 208
uitfrezing raamkruk A-BS-023 / 024 / 084 - A-BF-004 / 005 / 006 fraisage poignée A-BS-023 / 024 / 084 - A-BF-004 / 005 / 006 milling handle A-BS-023 / 024 / 084 - A-BF-004 / 005 / 006	p. 209
stolpeindstuk deur embout maclair porte double casement component door	p. 210
connectie P-01-234 - P-03-235 connection P-01-234 - P-03-235 connection P-01-234 - P-03-235	p. 211
montage deur T-profiel assemblage porte T-profil assembly door T-profile	p. 212
Drempelendstuk vlakke deur Piece laterale pour bas de porte plat Sealing for bottom profile flat door	p. 213
sloten en bewerking binnendraaiende deur serrures et construction porte ouvrant interieur locks and construction door inside	p. 214
sloten en bewerking buitendraaiende deur serrures et construction porte ouvrant exterieur locks and construction door outside	p. 219
sloten en bewerking vlakke binnendraaiende deur serrures et construction porte plat interieur locks and construction flat door inside	p. 225
sloten en bewerking vlakke buitendraaiende deur serrures et construction porte plat exterieur locks and construction flat door outside	p. 229





						
	P-01-100	6500 4350 2150	Ral Bicolor Brut	309.7mm	86mm	p. 55
	P-01-101	6500 4350 2150	Ral Bicolor Brut	341. mm	119mm	p. 55
	P-01-102	6500	Ral Bicolor Brut	361.7mm	137.5mm	p. 56
	P-01-107	6500	Ral Bicolor Brut	320.9mm	108.8mm	p. 56
	P-01-109	6500	Ral Bicolor Brut	472.9mm	175.2mm	p. 57
	P-01-111	6500	Ral Bicolor Brut	367.7mm	116.3mm	p. 58
	P-01-113	6500	Ral Bicolor Brut	399.7mm	147.7mm	p. 58
	P-01-124	6500	Ral Bicolor Brut	288.1mm	119.5mm	p. 59
	P-01-125	6500	Ral Bicolor Brut	297.8mm	119.5mm	p. 59
	P-01-129	6500	Ral Bicolor Brut	558.7mm	201.9mm	p. 60
	P-01-200	6500 4350 2150	Ral Bicolor Brut	344mm	114.5mm	p. 61

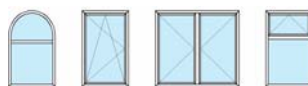



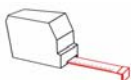




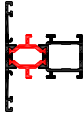
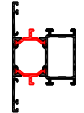
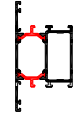
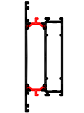
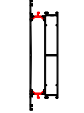
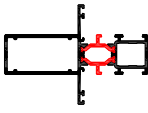
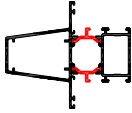
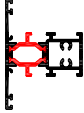
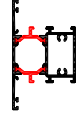
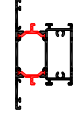
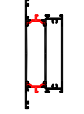
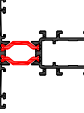
# Apollo P01

profielen ■ profils ■ profiles

						
	P-01-201	6500 4350 2150	Ral Bicolor Brut	376.4mm	146mm	p. 61
	P-01-202	6500	Ral Bicolor Brut	396.6mm	167.8mm	p. 62
	P-01-203	6500 4350 2150	Ral Bicolor Brut	410.2mm	174.8mm	p. 63
	P-01-205	6500 4350 2150	Ral Bicolor Brut	393.5mm	176.8mm	p. 63
	P-01-210	6500	Ral Bicolor Brut	349.5mm	220.6mm	p. 64
	P-01-211	6500	Ral Bicolor Brut	381.9mm	253.1mm	p. 64
	P-01-230	6500	Ral Bicolor Brut	367.5mm	131.8mm	p. 65
	P-01-231	6500	Ral Bicolor Brut	394.1mm	152.9mm	p. 65
	P-01-234	7000	Ral Bicolor Brut	381.6mm	171.5mm	p. 66
	P-01-235	7000	Ral Bicolor Brut	381.7mm	171.5mm	p. 66
	P-01-240	6500	Ral Bicolor Brut	385.5mm	115.8mm	p. 67
	P-01-241	6500	Ral Bicolor Brut	412.1mm	144.2mm	p. 67




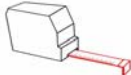




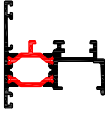
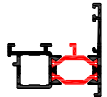
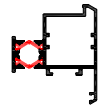
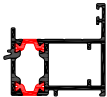
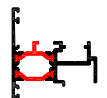









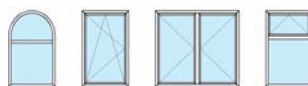
						
	P-01-300	6500 4350 2150	Ral Bicolor Brut	388.9mm	111.7mm	p. 70
	P-01-301	6500 4350 2150	Ral Bicolor Brut	420.9mm	143.7mm	p. 70
	P-01-302	6500	Ral Bicolor Brut	440.9mm	163.8mm	p. 71
	P-01-303	6500 2150	Ral Bicolor Brut	543.1mm	265.7mm	p. 72
	P-01-304	6500 2150	Ral Bicolor Brut	642.9mm	365.7mm	p. 73
	P-01-305	6500	Ral Bicolor Brut	495.6mm	218.5mm	p. 74
	P-01-306	6500	Ral Bicolor Brut	513.7mm	235.8mm	p. 74
	P-01-310	6500	Ral Bicolor Brut	388.9mm	111.7mm	p. 75
	P-01-311	6500	Ral Bicolor Brut	420.9mm	143.7mm	p. 75
	P-01-312	6500	Ral Bicolor Brut	440.9mm	163.7mm	p. 76
	P-01-313	6500	Ral Bicolor Brut	543.1mm	265.7mm	p. 77
	P-01-320	6500	Ral Bicolor Brut	364.9mm	118mm	p. 78


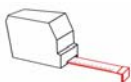




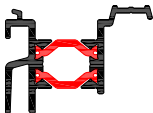
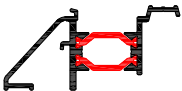
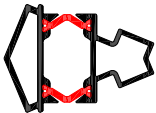
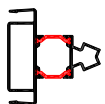
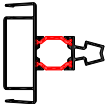



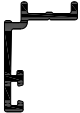

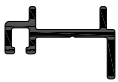



# Apollo P01

profielen ■ profils ■ profiles

						
	P-01-400	6500 3250	Ral Bicolor Brut	376.8mm	85mm	p. 79
	P-01-404	6500	Ral Bicolor Brut	282.6mm	68.4mm	p. 79
	P-01-405	6500	Ral Bicolor Brut	265.3mm	94.8mm	p. 79
	P-01-426	6500	Ral Bicolor Brut	221.2mm	61.6mm	p. 68
	P-01-430	6500	Ral Bicolor Brut	364.9mm	84.4mm	p. 69
	P-01-500	6500	Ral Bicolor Brut	294.6mm	107mm	p. 83
	P-01-510	6500	Ral Bicolor Brut	152.9mm	45.4mm	p. 83
	P-01-530	6500	Ral Brut	207.8mm	23mm	p. 83
	P-01-700	6500	Ral Bicolor Brut	281.5mm	64.3mm	p. 80
	P-01-701	6500	Ral Bicolor Brut	307.5mm	86.3mm	p. 80
	P-01-702	6500	Ral Bicolor Brut	263.7mm	53.8mm	p. 80
	P-01-703	6500	Ral Bicolor Brut	268.8mm	53.8mm	p. 80


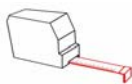


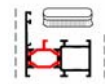

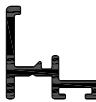













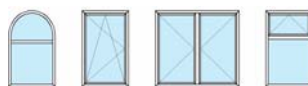
						
	P-01-720	6500	Ral Bicolor Brut	268.8mm	53.8mm	p. 81
	P-01-721	6500	Ral Bicolor Brut	268.8mm	53.8mm	p. 81
	P-01-735	6500 5500	Ral Bicolor Brut	268.8mm	53.8mm	p. 82
	P-01-835	5500	Ral Bicolor Brut	349mm	197.4mm	p. 84
	P-01-850	5500	Ral Bicolor Brut	362.8mm	206mm	p. 84
	P-01-900	6500	Ral Bicolor Brut	200.9mm	56.2mm	p. 83
	P-C1-535	6500	Ral Brut	127.3mm	62.7mm	p. 85
	P-C1-901	6500	Ral Brut	206mm	50.4mm	p. 85
	P-00-101	6500	Ral Brut	165.9mm	37.8mm	p. 86
	P-00-203	6500	Ral Brut	165.9mm	34.9mm	p. 86
	P-00-213	6500	Ral Brut	112.8mm	13.6mm	p. 87
	P-00-214	6500	Ral Brut	75.7mm	-	p. 87



# Apollo P01

profielen ■ profils ■ profiles

						
	P-00-204	6500	Ral Brut	110mm	26.6mm	p. 86
	P-00-208	6500	Ral Brut	151.7mm	30.8mm	p. 86
	P-00-500	7000 6500	Ral Brut	86.8mm	21.9mm	p. 83
	P-00-511	7000 6500	Ral Bicolor Brut	295.9mm	295.9mm	p. 89
	P-00-512	6500	Ral Bicolor Brut	285mm	231.1mm	p. 89
	P-00-515	6500	Ral Brut	270.9mm	86.6mm	p. 89
	P-00-601	6500	AN	51.7mm	22.5mm	p. 88
	P-00-602	6500	AN	45.1mm	25.9mm	p. 88
	P-00-610	6500	Ral Brut	55.5mm	28.6mm	p. 88
	P-00-700	6500	Brut	-	-	p. 89
	P-00-702	6500	Ral Brut	104.1mm	31.6mm	p. 89
	P-00-703	6500	Ral Brut	334.2mm	130.9mm	p. 90





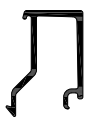

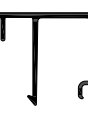


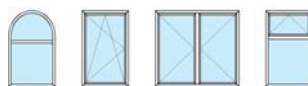
	P-00-704	6500	Ral Brut	327.8mm	137mm	p. 90
	P-00-705	6500	Ral Brut	273.3mm	107.4mm	p. 90
	P-00-706	6500	Ral Brut	407.8mm	196.1mm	p. 90
	P-00-707	6500	Ral Brut	369.4mm	146.7mm	p. 90
	P-00-710	6500 5500	Ral Brut	220mm	48.6mm	p. 89
	P-00-711	6500	Ral Brut	208.7mm	42.7mm	p. 89
	P-00-720	6500	Ral Brut	204.8mm	83.9mm	p. 91
	P-00-721	6500	Ral Brut	287mm	138.5mm	p. 91
	P-00-722	6500	Ral Brut	345.9mm	168.6mm	p. 91
	P-00-723	6500	Ral Brut	406.1mm	198.7mm	p. 92
	P-00-724	6500	Ral Brut	466.3mm	228.8mm	p. 92
	P-00-725	6500	Ral Brut	526.5mm	258.9mm	p. 92



# Apollo P01

profielen ■ profils ■ profiles

						
	P-00-726	6500	Ral Brut	586.8mm	289.1mm	p. 92
	P-6s-003	6500	Ral Brut	89.1mm	27.3mm	p. 94
	P-6s-007	6500	Ral Brut	108mm	31.3mm	p. 94
	P-6s-011	6500	Ral Brut	118.1mm	35.3mm	p. 94
	P-6s-013	6500	Ral Brut	122.8mm	37.3mm	p. 94
	P-6s-015	6500	Ral Brut	145.3mm	39.3mm	p. 94
	P-6s-019	6500	Ral Brut	149.7mm	43.3mm	p. 94
	P-6s-021	6500	Ral Brut	150.3mm	45.3mm	p. 94
	P-6s-023	6500	Ral Brut	159.3mm	47.3mm	p. 94
	P-6s-025	6500	Ral Brut	169.8mm	47.3mm	p. 94
	P-6s-027	6500	Ral Brut	177.8mm	51.3mm	p. 94
	P-6s-029	6500	Ral Brut	178.1mm	53.3mm	p. 94



						
	P-6s-031	6500	Ral Brut	185.7mm	55.3mm	p. 94
	P-6s-033	6500	Ral Brut	186.1mm	57.3mm	p. 95
	P-6s-035	6500	Ral Brut	193.8mm	59.3mm	p. 95
	P-6s-037	6500	Ral Brut	193.4mm	61.3mm	p. 95
	P-6s-039	6500	Ral Brut	197.7mm	63.3mm	p. 95
	P-6s-041	6500	Ral Brut	201.4mm	65.3mm	p. 95
	P-6s-043	6500	Ral Brut	205.4mm	67.3mm	p. 95
	P-6s-045	6500	Ral Brut	209.6mm	69.3mm	p. 95
	P-6s-J29	6500	Ral Brut	195mm	51.4mm	p. 96
	P-6s-J33	6500	Ral Brut	203mm	55.4mm	p. 96
	P-6b-015	6500	Ral Brut	92.3mm	39.9mm	p. 97
	P-6b-019	6500	Ral Brut	95.8mm	43.9mm	p. 97



# Apollo P01

profielen ■ profils ■ profiles

						
	P-6b-021	6500	Ral Brut	98.1mm	45.9mm	p. 97
	P-6b-023	6500	Ral Brut	123.3mm	47.9mm	p. 97
	P-6b-025	6500	Ral Brut	124.7mm	49.9mm	p. 97
	P-6b-027	6500	Ral Brut	126.7mm	51.9mm	p. 97
	P-6b-029	6500	Ral Brut	128.7mm	53.9mm	p. 98
	P-6b-031	6500	Ral Brut	131.1mm	55.9mm	p. 98
	P-6b-033	6500	Ral Brut	134.2mm	57.9mm	p. 98
	P-6b-035	6500	Ral Brut	137mm	59.9mm	p. 98
	P-6b-037	6500	Ral Brut	141mm	61.9mm	p. 98
	P-6b-039	6500	Ral Brut	143.8mm	63.9mm	p. 99
	P-6b-042	6500	Ral Brut	149.2mm	66.9mm	p. 99
	P-6b-043	6500	Ral Brut	151mm	67.9mm	p. 99



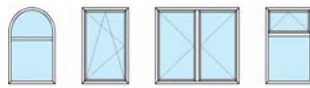


	P-6b-045	6500	Ral Brut	154.8mm	69.9mm	p. 99
	P-6b-048	6500	Ral Brut	160.5mm	72.9mm	p. 99





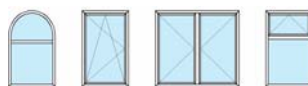
				
 <p><b>A-01-100</b></p> <p>Glassteun Support cale de vitrage Glazing support</p>	<p>-ST 100 -ST 3000</p> 	●		<p>P-01-1.. P-01-2.. P-01-3..</p>
 <p><b>A-01-200</b></p> <p>Stolpeindstuk Embout maclair Double-casement component</p>	<p>-ST 10 -ST 50</p> 	● ○		<p>P-01-400 P-01-200 P-01-201 P-01-202</p>
 <p><b>A-01-203</b></p> <p>Stolpeindstuk voor deuren Embout maclair pour portes Double-casement component for doors</p>	<p>-ST 5 -ST 20</p> 	● ○		<p>P-01-203 P-01-205</p>
 <p><b>A-01-204</b></p> <p>Afsluitset enkele deur Apollo Piese d'étanchéité pour porte simple Apollo Closer section for single door Apollo</p>	<p>-ST 1</p> 	●		<p>P-01-203 P-01-205</p>
 <p><b>A-01-205</b></p> <p>Afsluitset voor dubbele deur Apollo Piese d'étanchéité pour porte double Apollo Closer section for double door Apollo</p>	<p>-ST 1</p> 	●		<p>P-01-203 P-01-205</p>



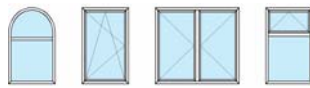
# Apollo P01

toebehoren ■ accessoires ■ accessories

			
 <p><b>A-01-206</b></p> <p>Afsluitset voor vlakke enkele deur            Piece d'étanchéité pour porte plat simple            Closer section for flat single door</p>	<p>-ST 1</p> 		<p>P-01-124            P-01-125            P-01-234            P-01-235            P-01-426</p>
 <p><b>A-01-207</b></p> <p>Afsluitset voor vlakke enkele deur            Piece d'étanchéité pour porte plat simple            Closer section for flat single door</p>	<p>-ST 1</p> 		<p>P-01-124            P-01-234            P-01-235            P-01-426</p>
 <p><b>A-01-208</b></p> <p>Afsluitset voor vlakke dubbele deur            Piece d'étanchéité pour porte plat double            Closer section for flat double door</p>	<p>-ST 1</p> 		<p>P-01-124            P-01-125            P-01-234            P-01-235            P-01-426</p>
 <p><b>A-01-209</b></p> <p>Afsluitset voor vlakke dubbele deur            Piece d'étanchéité pour porte plat double            Closer section for flat double door</p>	<p>-ST 1</p> 		<p>P-01-10.            P-01-234            P-01-235            P-C1-535</p>
 <p><b>A-01-305</b></p> <p>Eindstuk versterkte T-profiel            Embout pour traverse renforcée            Component for reinforced transom</p>	<p>-ST 6            -ST 24</p> 	 	<p>P-01-305</p>



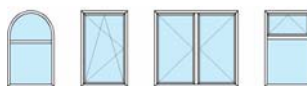
 <p><b>A-01-306</b></p> <p>Eindstuk versterkte T-profiel Embout pour traverse renforcée Component for reinforced transom</p>	<p>-ST 6 -ST 24</p> 	 		P-01-306
 <p><b>A-01-720</b></p> <p>Eindstuk voor P-01-720 Embout pour P-01-720 End piece for P-01-720</p>	<p>-ST 1</p> 			P-01-720
 <p><b>A-01-900</b></p> <p>Eindstuk zwart voor deurdrempel Piece laterale noir pour bas de porte Sealing black for bottom door profile</p>	<p>-ST 1</p> 			P-01-900
 <p><b>A-01-901</b></p> <p>Eindstuk voor deurdrempel vlakke deur Piece laterale pour bas de porte plat Sealing for bottom profile flat door</p>	<p>-ST 1</p> 			P-C1-901
 <p><b>A-00-100</b></p> <p>Waterkapje Busette Drain hole cover</p>	<p>-ST 100</p> <p>-ST 2000</p> 	  RAL 7016M RAL 9001 RAL 9006M RAL 9007M  		P-01-1.. P-01-2..   A-KM-5402



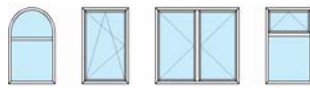
# Apollo P01

toebehoren ■ accessoires ■ accessories

				
 <p><b>A-00-102</b></p> <p>Monodrain Blinde ontwatering Monodrain drainage invisible Monodrain Blind drainage</p>	-ST 1 	●		P-01-1.. P-01-2..
 <p><b>A-00-105</b></p> <p>Verstekhoekje Equerre d' alignement Framing square</p>	-ST 200 -ST 3000 	●		P-01-1.. P-01-2..
 <p><b>A-00-106</b></p> <p>Koppelstukje T-profiel Pièce de montage pour traverse Component for transom assembly</p>	-ST 100 -ST 2000 	●		P-01-3..
 <p><b>A-00-107</b></p> <p>Koppelstuk glaslat Linea Raccord parclose Linea Connector Glazing bead Linea</p>	-ST 1 			P-6f-...
 <p><b>A-00-110</b></p> <p>Schroefblokje Clavette Cleat tensioning block</p>	-ST 40 			A-SH-...



				
	<p><b>A-00-111</b></p> <p>Schroef t-verbinders Vis assemblage-t Screw transom bracket</p>	<p><b>-ST 40</b></p> 		<p>A-TV-... A-VT-... A-VH-...</p>
	<p><b>A-00-112</b></p> <p>Schroef T-profiel Vis traverse Screw transom-mullion</p>	<p><b>-ST 100</b></p> 		<p>P-01-310 P-01-311 P-01-312 P-01-313</p>
	<p><b>A-00-115</b></p> <p>Bevestigingsanker Fixation murale Anchor</p>	<p><b>-ST 100</b> <b>-ST 1000</b></p> 		<p>P-01-1..</p>
	<p><b>A-00-117</b></p> <p>Plaathouder Porteur de plaque Plate-holder</p>	<p><b>-ST 1</b></p> 		<p>P-01-1..</p>
	<p><b>A-00-119</b></p> <p>Borstel Joint brosse Brush</p>	<p><b>-LM 325</b></p> 		<p>P-00-705 P-00-706</p>

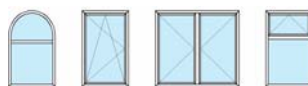





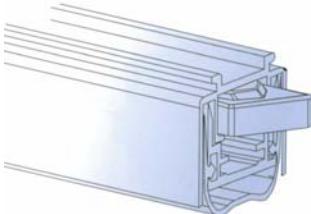


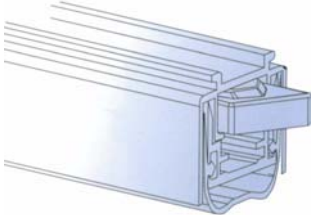


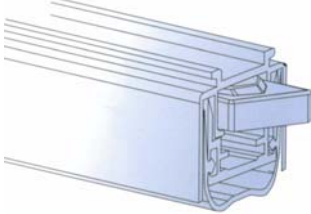


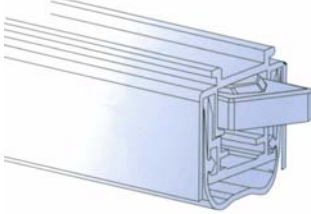


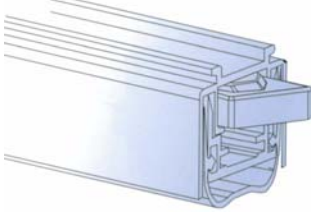


# Apollo P01

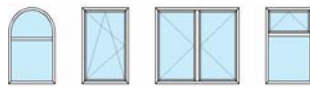
toebehoren ■ accessoires ■ accessories

				
 <p><b>A-00-121</b></p> <p>Borstel Joint brosse Brush</p>	-LM 175		●	P-00-203 P-00-204 P-00-205
 <p><b>A-00-130</b></p> <p>Hoekstuk voor middendichting A-GS-130 Pice à angle moulé joint central A-GS-130 Corner for central gasket A-GS-130</p>	-ST 20 -ST 200		●	A-GS-130
 <p><b>A-00-203</b></p> <p>Borsteldichting 15mm Joint brosse 15mm Linear brush seal 15mm</p> <p>L = 3000mm</p>	-ST 1		●	P-00-203
 <p><b>A-00-204</b></p> <p>Automatische tochtvaldorpel Joint bas de porte automatique Automatic door sealing system</p> <p>L = 700mm</p>	-ST 1			P-01-203 P-01-205
 <p><b>A-00-205</b></p> <p>Automatische tochtvaldorpel Joint bas de porte automatique Automatic door sealing system</p> <p>L = 800mm</p>	-ST 1			P-01-203 P-01-205















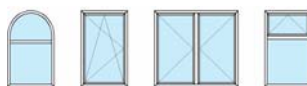
				
 <p><b>A-00-206</b></p> <p>Automatische tochtvaldorpel Joint bas de porte automatique Automatic door sealing system</p> <p>L = 900mm</p>	-ST 1 		P-01-203 P-01-205	
 <p><b>A-00-207</b></p> <p>Automatische tochtvaldorpel Joint bas de porte automatique Automatic door sealing system</p> <p>L = 1000mm</p>	-ST 1 		P-01-203 P-01-205	
 <p><b>A-00-208</b></p> <p>Automatische tochtvaldorpel Joint bas de porte automatique Automatic door sealing system</p> <p>L = 1100mm</p>	-ST 1 		P-03-A203 P-03-A206	
 <p><b>A-00-209</b></p> <p>Automatische tochtvaldorpel Joint bas de porte automatique Automatic door sealing system</p> <p>L = 1200mm</p>	-ST 1 		P-03-A203 P-03-A206	
 <p><b>A-00-215</b></p> <p>Automatische tochtvaldorpel Joint bas de porte automatique Automatic door sealing system</p> <p>L = 1300mm</p>	-ST 1 		P-03-A203 P-03-A206	



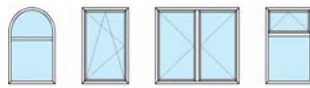
# Apollo P01

toebehoren ■ accessoires ■ accessories

 <p><b>A-00-213</b></p> <p>Eindstuk voor P-01-234/235 Embout pour P-01-234/235 End piece for P-01-234/235</p>	<p>-ST 1</p> 	●		P-01-234 P-01-235
 <p><b>A-00-515</b></p> <p>Eindstuk voor P-00-515 Embout pour P-00-515 End piece for P-00-515</p>	<p>-ST 1</p> 	● ○		P-00-515
 <p><b>A-00-700</b></p> <p>Blindklinknagel Rivet Rivet</p>	<p>-ST 100</p> 	<del>●</del>		P-00-702
 <p><b>A-00-702</b></p> <p>Eindstuk waterneus Embout pour profil rejet d'eau Component for cover profile</p>	<p>-ST 10 -ST 100</p> 	● ○		P-00-702
 <p><b>A-00-703</b></p> <p>Klemstukje voor P-00-703 Clips pour P-00-703 Clips for P-00-703</p>	<p>-ST 10 -ST 100</p> 	●		P-01-1..



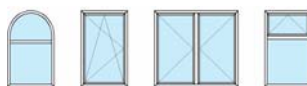
				
 <p><b>A-00-704</b></p> <p>Klemstuk Clips Clip</p>	-ST 100			P-01-1..
 <p><b>A-00-705</b></p> <p>Inloopstuk rolluikgeleider guidage pour coulisse a volet Enterpiece rolling shutter</p>	-ST 10			P-00-703 P-00-704 P-00-706
 <p><b>A-00-706</b></p> <p>Aandrukrol voor rolluik Rouleau de renvoi pour volet Push roll for roller</p>	-ST 10 -ST 100			P-00-705 P-00-707
 <p><b>A-00-850</b></p> <p>Boormal voor variabele hoek Gabarit de percage clame variable Drilling jigg for adjustable bracket</p>	-ST 1			P-01-1...
 <p><b>A-00-852</b></p> <p>Boormal voor variabele hoek Gabarit de percage clame variable Drilling jigg for adjustable bracket</p>	-ST 1			P-01-2...



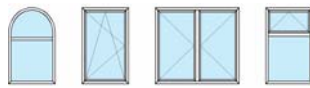
# Apollo P01

toebehoren ■ accessoires ■ accessories

				
 <p><b>A-00-854</b></p> <p>Boormal voor variabele hoek Gabarit de percage clame variable Drilling jigg for adjustable bracket</p>	-ST 1			P-01-3...
 <p><b>A-00-857</b></p> <p>Boormal voor t-profiel met schroefgaten Gabarit de percage clame variable pour traverse avec trou de vis Drilling jigg for transom-mullion with screwholes</p>	-ST 1			P-0.-31..
 <p><b>A-00-858</b></p> <p>Boormal voor t-profiel Gabarit de percage pour traverse Drilling jigg for transom-mullion</p>	-ST 1			P-01-1.. P-01-3..
 <p><b>A-00-900</b></p> <p>Secondenlijm Voor Rubber En Plastiek Colle Ultra Rapide Pour EPDM et Plastique Glue For Gaskets And Plastics</p> <p>20 gr</p>	-ST 1			
 <p><b>A-00-901</b></p> <p>Lijm voor verstekhoek Colle pour equerre Glue for cornercleat</p> <p>310 ml</p>	-ST 1			


















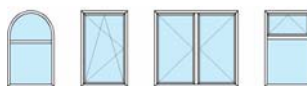
				
	<p><b>A-00-902</b></p> <p>Afdichtingskit voor versteknaden transparant Silicone transparent One component adhesive/sealant transparant</p> <p>290 ml</p>	<p>-ST 1</p> 		
	<p><b>A-00-903</b></p> <p>Glue cleaner Glue cleaner Glue cleaner</p> <p>500 ml</p>	<p>-ST 1</p> 		
	<p><b>A-00-904</b></p> <p>Periodi-clean Periodi-clean Periodi-clean</p> <p>500 ml</p>	<p>-ST 1</p> 		
	<p><b>A-00-905</b></p> <p>Heavy cleaner Heavy cleaner Heavy cleaner</p> <p>500 gr</p>	<p>-ST 1</p> 		
	<p><b>A-00-906</b></p> <p>Anodigum Anodigum Anodigum</p>	<p>-ST 1</p> 		



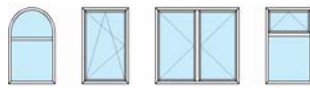
# Apollo P01

toebehoren ■ accessoires ■ accessories

				
	<p><b>A-00-907</b></p> <p>Gloss en protector Gloss en protector Gloss en protector</p> <p>500 ml</p>	<p>-ST 1</p> 		
	<p><b>A-00-908</b></p> <p>Unionzement Unionzement Unionzement</p> <p>225 gr</p>	<p>-ST 1</p> 		
	<p><b>A-00-909</b></p> <p>Unionzement Unionzement Unionzement</p> <p>310 ml</p>	<p>-ST 1</p> 		
	<p><b>A-00-910</b></p> <p>Retoucheerstift Marqueur de retouche Touch up marker</p> <p>12 ml</p>	<p>-ST 1</p> 		
	<p><b>A-00-911</b></p> <p>Retoucheerstift transparant Marqueur de retouche transpar- ente Touch up marker transparent</p> <p>12 ml</p>	<p>-ST 1</p> 		






				
	<p><b>A-00-915</b></p> <p>Multifonctions Spray Multifonctions Spray Multifonctions Spray</p> <p>500 ml</p>	-ST 1 		
	<p><b>A-00-920</b></p> <p>Dubbelzijdige kleeftand Ruban adhésif double face Double coated adhesive tape</p> <p>33 m</p>	-ST 1 		P-00-610
	<p><b>A-00-950</b></p> <p>Klemblok 22mm Bloc de serrage 22mm Clamp block 22mm</p> <p>22x120x45mm</p>	-ST 1 		
	<p><b>A-00-951</b></p> <p>Klemblok 17mm Bloc de serrage 17mm Clamp block 17mm</p> <p>17x120x45mm</p>	-ST 1 		
	<p><b>A-00-E140</b></p> <p>Dorpelafsluitstukjes 140mm Pieces patérales seuil 140mm Sealing for windowsill 140mm</p>	-ST 1 	 	

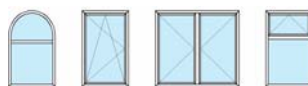


# Apollo P01

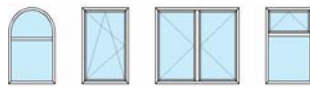
toebehoren ■ accessoires ■ accessories

				
 <p><b>A-00-E230</b> Dorpelafsluitstukjes 230mm Pièces paténales seuil 230mm Sealing for windowsill 230mm</p>	-ST 1 	 		
 <p><b>A-00-K050</b> Koppelstuk raamdorpel P-00-720 Pièce raccord seuil P-00-720 Connector for windowsill P-00-720</p>	-ST 1 		P-00-720	
 <p><b>A-00-K080</b> Koppelstuk raamdorpel P-00-721 Pièce raccord seuil P-00-721 Connector for windowsill P-00-721</p>	-ST 1 		P-00-721	
 <p><b>A-00-K110</b> Koppelstuk raamdorpel P-00-722 Pièce raccord seuil P-00-722 Connector for windowsill P-00-722</p>	-ST 1 		P-00-722	
 <p><b>A-00-K140</b> Koppelstuk raamdorpel P-00-723 Pièce raccord seuil P-00-723 Connector for windowsill P-00-723</p>	-ST 1 		P-00-723	





	<p><b>A-00-K170</b></p> <p>Koppelstuk raamdorpel P-00-724 Pièce raccord seuil P-00-724 Connector for windowsill P-00-724</p>	-ST 1 		P-00-724
	<p><b>A-00-K200</b></p> <p>Koppelstuk raamdorpel P-00-725 Pièce raccord seuil P-00-725 Connector for windowsill P-00-725</p>	-ST 1 		P-00-725
	<p><b>A-00-K230</b></p> <p>Koppelstuk raamdorpel P-00-726 Pièce raccord seuil P-00-726 Connector for windowsill P-00-726</p>	-ST 1 		P-00-726
	<p><b>A-00-CE30</b></p> <p>Halve Cilinder 30 Demi-cylindre 30 Half cylinder 30</p> <p>A-00-GE30 </p>	-ST 1 		
	<p><b>A-00-CE35</b></p> <p>Halve Cilinder 35 Demi-cylindre 35 Half cylinder 35</p> <p>A-00-GE35 </p>	-ST 1 		





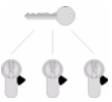


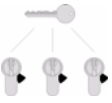


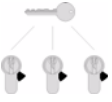


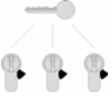





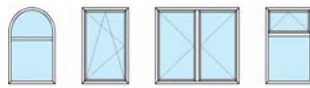
# Apollo P01

toebehoren ■ accessoires ■ accessories

			
 <p data-bbox="453 338 699 371"><b>A-00-CE40</b></p> <p data-bbox="453 439 663 506">Halve Cilinder 40 Demi-cylindre 40 Half cylinder 40</p> <p data-bbox="557 584 743 613">A-00-GE40</p> 	<p data-bbox="935 338 1043 371"><b>-ST 1</b></p> 		
 <p data-bbox="453 674 699 707"><b>A-00-CE50</b></p> <p data-bbox="453 775 663 842">Halve Cilinder 50 Demi-cylindre 50 Half cylinder 50</p> <p data-bbox="557 920 743 949">A-00-GE50</p> 	<p data-bbox="935 674 1043 707"><b>-ST 1</b></p> 		
 <p data-bbox="453 1010 699 1043"><b>A-00-CE55</b></p> <p data-bbox="453 1111 663 1178">Halve Cilinder 55 Demi-cylindre 55 Half cylinder 55</p> <p data-bbox="557 1256 743 1285">A-00-GE55</p> 	<p data-bbox="935 1010 1043 1043"><b>-ST 1</b></p> 		
 <p data-bbox="453 1346 759 1379"><b>A-00-CE3030</b></p> <p data-bbox="453 1447 639 1514">Cilinder 30/30 Cylindre 30/30 Cilinder 30/30</p> <p data-bbox="549 1592 783 1621">A-00-GE3030</p> 	<p data-bbox="935 1346 1043 1379"><b>-ST 1</b></p> 		
 <p data-bbox="453 1682 759 1715"><b>A-00-CE3040</b></p> <p data-bbox="453 1783 639 1850">Cilinder 30/40 Cylindre 30/40 Cilinder 30/40</p> <p data-bbox="549 1928 783 1957">A-00-GE3040</p> 	<p data-bbox="935 1682 1043 1715"><b>-ST 1</b></p> 		
















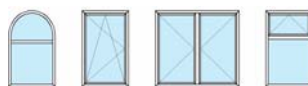
				
 <p><b>A-00-CE3045</b></p> <p>Cilinder 30/45 Cylindre 30/45 Cilinder 30/45</p> <p>A-00-GE3045 </p>	-ST 1			
 <p><b>A-00-CE3050</b></p> <p>Cilinder 30/50 Cylindre 30/50 Cilinder 30/50</p> <p>A-00-GE3050 </p>	-ST 1			
 <p><b>A-00-CE3545</b></p> <p>Cilinder 35/45 Cylindre 35/45 Cilinder 35/45</p> <p>A-00-GE3545 </p>	-ST 1			
 <p><b>A-00-CE3555</b></p> <p>Cilinder 35/55 Cylindre 35/55 Cilinder 35/55</p> <p>A-00-GE3555 </p>	-ST 1			
 <p><b>A-00-CV3030</b></p> <p>Veiligheidscilinder 30/30 Cylindre de sécurité 30/30 Security cilinder 30/30</p>	-ST 1			



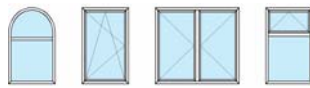
# Apollo P01

toebehoren ■ accessoires ■ accessories

			
 <p><b>A-00-CV3040</b></p> <p>Veiligheidscilinder 30/40 Cylindre de sécurité 30/40 Security cilinder 30/40</p>	<p>-ST 1</p> 		
 <p><b>A-00-CV3045</b></p> <p>Veiligheidscilinder 30/45 Cylindre de sécurité 30/45 Security cilinder 30/45</p>	<p>-ST 1</p> 		
 <p><b>A-00-CV3050</b></p> <p>Veiligheidscilinder 30/50 Cylindre de sécurité 30/50 Security cilinder 30/50</p>	<p>-ST 1</p> 		
 <p><b>A-00-CV3545</b></p> <p>Veiligheidscilinder 35/45 Cylindre de sécurité 35/45 Security cilinder 35/45</p>	<p>-ST 1</p> 		
 <p><b>A-00-CV3555</b></p> <p>Veiligheidscilinder 35/55 Cylindre de sécurité 35/55 Security cilinder 35/55</p>	<p>-ST 1</p> 		



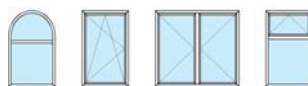
				
	<p><b>A-GS-100</b></p> <p>Beglazingsrubber Joint de vitrage Sealing gasket</p>	<p>-LM 100</p> 	●	<p>P-01-1.. P-01-2.. P-01-3..</p>
	<p><b>A-GS-110</b></p> <p>Beglazingsrubber Joint de vitrage Sealing gasket</p>	<p>-LM 100</p> 	●	<p>P-01-1.. P-01-2.. P-01-3..</p>
	<p><b>A-GS-115</b></p> <p>Aanslagdichting Joint de frappe Flipper gasket</p> 	<p>-LM 100</p> 	●	<p>P-01-1.. P-01-2.. P-01-3..</p>
	<p><b>A-GS-130</b></p> <p>Middendichting Joint central Central gasket</p>	<p>-LM 25</p> 	●	<p>P-01-1.. P-01-3..</p>
	<p><b>A-GS-131</b></p> <p>Aanslagdichting Joint de frappe Flipper gasket</p>	<p>-LM 100</p> 	●	<p>P-01-2..</p>



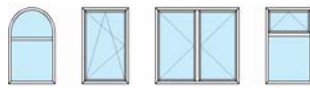
# Apollo P01

toebehoren ■ accessoires ■ accessories

				
	<p><b>A-GS-133</b></p> <p>Aanslagdichting Joint de frappe Flipper gasket</p>	<p>-LM 100</p> 	●	P-01-2..
	<p><b>A-GS-140</b></p> <p>Aanslagdichting Joint de frappe Flipper gasket</p>	<p>-LM 100</p> 	●	P-C1-901
	<p><b>A-GS-143</b></p> <p>Aanslagdichting Joint de frappe Flipper gasket</p>	<p>-LM 100</p> 	●	P-01-124 P-01-125 P-01-234 P-01-235 P-01-426
	<p><b>A-GS-303</b></p> <p>Beglazingsrubber 3mm Joint de vitrage 3mm Sealing gasket 3mm</p>	<p>-LM 100</p> 	●	P-01-1.. P-01-2.. P-01-3..
	<p><b>A-GS-304</b></p> <p>Beglazingsrubber 4mm Joint de vitrage 4mm Sealing gasket 4mm</p>	<p>-LM 100</p> 	●	P-01-1.. P-01-2.. P-01-3..



				
	<p><b>A-GS-305</b></p> <p>Beglazingsrubber 5mm Joint de vitrage 5mm Sealing gasket 5mm</p>	<p>-LM 100</p> 	●	<p>P-01-1.. P-01-2.. P-01-3..</p>
	<p><b>A-GS-306</b></p> <p>Beglazingsrubber 6mm Joint de vitrage 6mm Sealing gasket 6mm</p>	<p>-LM 100</p> 	●	<p>P-01-1.. P-01-2.. P-01-3..</p>
	<p><b>A-GS-308</b></p> <p>Beglazingsrubber 8mm Joint de vitrage 8mm Sealing gasket 8mm</p>	<p>-LM 100</p> 	●	<p>P-01-1.. P-01-2.. P-01-3..</p>
	<p><b>A-GS-700</b></p> <p>Koppelrubber Joint de couplage Coupling gasket</p>	<p>-LM 100</p> 	●	<p>P-01-1..</p>
	<p><b>A-GS-701</b></p> <p>Koppelrubber Joint de couplage Coupling gasket</p>	<p>-LM 100</p> 	●	<p>P-01-530</p>

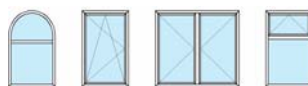


# Apollo P01

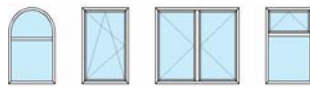
toebehoren ■ accessoires ■ accessories

				
	<p><b>A-PH-1430</b></p> <p>Pershoek Équerre à sertir Clamping corner</p>	<p>-ST 20 -ST 100</p> 		<p>P-01-230 P-01-240</p>
	<p><b>A-PH-1621</b></p> <p>Pershoek Équerre à sertir Clamping corner</p>	<p>-ST 20 -ST 200</p> 		<p>P-01-100 P-01-107 P-01-111 P-01-300</p>
	<p><b>A-PH-1630</b></p> <p>Pershoek Équerre à sertir Clamping corner</p>	<p>-ST 20 -ST 200</p> 		<p>P-01-200 P-01-210</p>
	<p><b>A-PH-1664</b></p> <p>Pershoek Équerre à sertir Clamping corner</p>	<p>-ST 20 -ST 100</p> 		<p>P-01-109 P-01-129</p>
	<p><b>A-PH-2018</b></p> <p>Pershoek Équerre à sertir Clamping corner</p>	<p>-ST 20 -ST 100</p> 		<p>P-01-426</p>





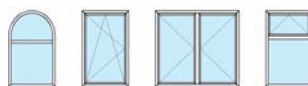
				
	<p><b>A-PH-2707</b></p> <p>Pershoek Équerre à sertir Clamping corner</p>	<p>-ST 20 -ST 100</p> 		P-01-203
	<p><b>A-PH-3004</b></p> <p>Pershoek Équerre à sertir Clamping corner</p>	<p>-ST 4</p> 		P-01-125
	<p><b>A-PH-3025</b></p> <p>Pershoek Équerre à sertir Clamping corner</p>	<p>-ST 4</p> 		P-01-405
	<p><b>A-PH-3026</b></p> <p>Pershoek Équerre à sertir Clamping corner</p>	<p>-ST 4</p> 		P-01-124 P-01-125
	<p><b>A-PH-3204</b></p> <p>Pershoek Équerre à sertir Clamping corner</p>	<p>-ST 20 -ST 100</p> 		P-01-214



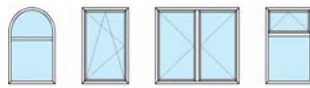
# Apollo P01

toebehoren ■ accessoires ■ accessories

				
 <p><b>A-PH-3207</b></p> <p>Pershoek Équerre à sertir Clamping corner</p>	<p>-ST 20 -ST 100</p> 			P-01-205
 <p><b>A-PH-3221</b></p> <p>Pershoek Équerre à sertir Clamping corner</p>	<p>-ST 20 -ST 100</p> 			P-01-101 P-01-109 P-01-113 P-01-129 P-01-301
 <p><b>A-PH-3230</b></p> <p>Pershoek Équerre à sertir Clamping corner</p>	<p>-ST 20 -ST 100</p> 			P-01-201 P-01-211
 <p><b>A-PH-4004</b></p> <p>Pershoek Équerre à sertir Clamping corner</p>	<p>-ST 20 -ST 100</p> 			P-01-234 P-01-235
 <p><b>A-PH-4218</b></p> <p>Pershoek Équerre à sertir Clamping corner</p>	<p>-ST 20 -ST 100</p> 			P-01-205



				
	<p><b>A-PH-4221</b></p> <p>Pershoek Équerre à sertir Clamping corner</p>	<p>-ST 20 -ST 100</p> 		<p>P-01-102 P-01-302</p>
	<p><b>A-PH-4230</b></p> <p>Pershoek Équerre à sertir Clamping corner</p>	<p>-ST 20 -ST 100</p> 		<p>P-01-202 P-01-203</p>
	<p><b>A-PH-4726</b></p> <p>Pershoek Équerre à sertir Clamping corner</p>	<p>-ST 20 -ST 100</p> 		<p>P-01-234 P-01-235</p>
	<p><b>A-SH-1621</b></p> <p>Schroefhoek Équerre à visser Square coupling joint</p>	<p>-ST 4 -ST 40</p> 		<p>P-01-100 P-01-107 P-01-111 P-01-300</p>  A-KM-5401
	<p><b>A-SH-1630</b></p> <p>Schroefhoek Équerre à visser Square coupling joint</p>	<p>-ST 4 -ST 40</p> 		<p>P-01-200 P-01-210</p>  A-KM-5401



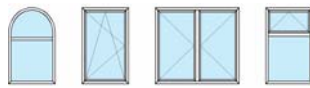
# Apollo P01

toebehoren ■ accessoires ■ accessories

			
 <p><b>A-SH-1664</b></p> <p>Schroefhoek Équerre à visser Square coupling joint</p>	<p>-ST 4 -ST 40</p> 		 <p>P-01-109 P-01-129</p>  <p>A-KM-5403</p>
 <p><b>A-SH-2018</b></p> <p>Schroefhoek Équerre à visser Square coupling joint</p>	<p>-ST 4 -ST 40</p> 		<p>P-01-426</p>  <p>A-KM-5412</p>
 <p><b>A-SH-3025</b></p> <p>Schroefhoek Équerre à visser Square coupling joint</p>	<p>-ST 4</p> 		<p>P-01-405</p>  <p>A-KM-5401</p>
 <p><b>A-SH-3026</b></p> <p>Schroefhoek Équerre à visser Square coupling joint</p>	<p>-ST 4</p> 		<p>P-01-124 P-01-125</p>  <p>A-KM-5401</p>
 <p><b>A-SH-3221</b></p> <p>Schroefhoek Équerre à visser Square coupling joint</p>	<p>-ST 4 -ST 40</p> 		<p>P-01-101 P-01-113 P-01-301</p>  <p>A-KM-5401</p> <p>P-01-109 P-01-129</p>  <p>A-KM-5403</p>



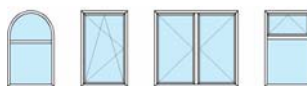
				
 <p><b>A-SH-3230</b></p> <p>Schroefhoek Équerre à visser Square coupling joint</p>	<p>-ST 4 -ST 40</p> 		 P-01-201 P-01-211   A-KM-5401	
 <p><b>A-SH-4218</b></p> <p>Schroefhoek Équerre à visser Square coupling joint</p>	<p>-ST 4 -ST 40</p> 		P-01-205   A-KM-5403	
 <p><b>A-SH-4221</b></p> <p>Schroefhoek Équerre à visser Square coupling joint</p>	<p>-ST 4 -ST 40</p> 		P-01-102 P-01-302   A-KM-5401	
 <p><b>A-SH-4230</b></p> <p>Schroefhoek Équerre à visser Square coupling joint</p>	<p>-ST 4 -ST 40</p> 		P-01-202  A-KM-5401 P-01-203  A-KM-5403	
 <p><b>A-SH-4726</b></p> <p>Schroefhoek Équerre à visser Square coupling joint</p>	<p>-ST 4 -ST 40</p> 		P-01-234 P-01-235   A-KM-5412	



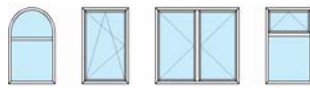
# Apollo P01

toebehoren ■ accessoires ■ accessories

			
 <p><b>A-TV-001</b> T-verbinding Attacher traverse Connecting component for transom</p>	<p><b>-ST 10</b></p> 		<p>P-01-100 P-01-300 P-01-303 P-01-304 P-01-305 P-01-320</p>  <p>A-KM-5401</p>
 <p><b>A-TV-002</b> T-verbinding Attacher traverse Connecting component for transom</p>	<p><b>-ST 10</b></p> 		<p>P-01-101 P-01-301 P-01-306</p>  <p>A-KM-5401</p>
 <p><b>A-TV-003</b> T-verbinding Attacher traverse Connecting component for transom</p>	<p><b>-ST 10</b></p> 		<p>P-01-102 P-01-302</p>  <p>A-KM-5401</p>
 <p><b>A-TV-005</b> T-verbinding Attacher traverse Connecting component for transom</p>	<p><b>-ST 10</b></p> 		<p>P-01-300 P-01-305 P-01-320</p>  <p>A-KM-5401</p>
 <p><b>A-VH-1621</b> Variabele hoekverbinding Équerre à angle variable Adjustable connecting component</p>	<p><b>-ST 10</b></p> 		<p>P-01-100 P-01-300 P-01-320</p>



				
 <p><b>A-VH-1630</b></p> <p>Variabele hoekverbinding Équerre à angle variable Adjustable connecting component</p>	-ST 10 			P-01-200
 <p><b>A-VH-3221</b></p> <p>Variabele hoekverbinding Équerre à angle variable Adjustable connecting component</p>	-ST 10 			P-01-101 P-01-301
 <p><b>A-VH-4221</b></p> <p>Variabele hoekverbinding Équerre à angle variable Adjustable connecting component</p>	-ST 10 			P-01-102 P-01-302
 <p><b>A-VT-1621</b></p> <p>Variabele T-verbinding Attache traverse a angle Adjustable connecting component for transom</p>	-ST 10 			P-01-300 P-01-320
 <p><b>A-VT-3221L</b></p> <p>Variabele T-verbinding Attache traverse a angle Adjustable connecting component for transom</p>	-ST 10 			P-01-301

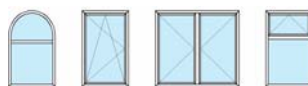


# Apollo P01

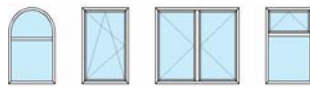
toebehoren ■ accessoires ■ accessories

				
 <p><b>A-VT-3221R</b></p> <p>Variabele T-verbinding Attache traverse a angle Adjustable connecting component for transom</p>	-ST 10			P-01-301
 <p><b>A-KM-5401</b></p> <p>Kapmatrijs Outillage de poinçonnage Punching tool</p>	-ST 1			
 <p><b>A-KM-5402</b></p> <p>Kapmatrijs Outillage de poinçonnage Punching tool</p>	-ST 1			
 <p><b>A-KM-5403</b></p> <p>Kapmatrijs Outillage de poinçonnage Punching tool</p>	-ST 1			
 <p><b>A-KM-5412</b></p> <p>Kapmatrijs Outillage de poinçonnage Punching tool</p>	-ST 1			















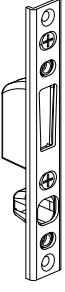


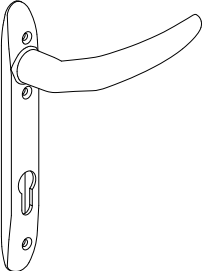




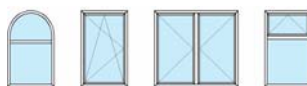
				
 <p><b>A-KM-54PD</b></p> <p>beveiligingspedaal voor A-KM-54PO Pédale de sécurité pour A-KM-54PO Safety pedal for A-KM-54PO</p>	<p>-ST 1</p> 			
 <p><b>A-KM-54PO</b></p> <p>Pneumatische eenheid Unité pneumatique Pneumatic unit</p>	<p>-ST 1</p> 			
 <p><b>A-KM-54SO</b></p> <p>Sokkel voor A-KM-54PO Socle pour A-KM-54PO Support for A-KM-54PO</p>	<p>-ST 1</p> 			
 <p><b>A-BS-240</b></p> <p>Veiligheidsslot met pen Serrure de sécurité à pêne</p>	<p>-ST 1</p> 			
 <p><b>A-BS-241</b></p> <p>Veiligheidsslot met rol Serrure de sécurité à rouleau Security lock with rol</p>	<p>-ST 1</p> 			




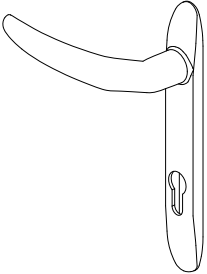


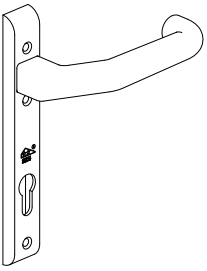


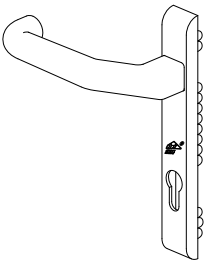


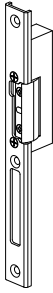


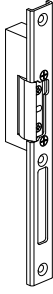




# Apollo P01

toebehoren ■ accessoires ■ accessories

				
	<p><b>A-BS-242</b></p> <p>5 puntslot met haak en pen Serrure 5-points à crochet et pêne 5 point lock with pin</p>	-ST 1 		
	<p><b>A-BS-243</b></p> <p>5 puntrolslot met haak en rol Serrure 5-points à crochet et rouleau 5 point lock with rol</p>	-ST 1 		
	<p><b>A-BS-250</b></p> <p>Slotplaat midden 5.5mm Gache central 5.5mm Central lockplate 5.5mm</p>	-ST 1 		
	<p><b>A-BS-251</b></p> <p>Slotplaat onder/boven 5.5mm Gache haut/basse 5.5mm Lockplates above and below 5.5mm</p>	-ST 1 		
	<p><b>A-BS-252</b></p> <p>Deurkruk binnen met langschild Bequille interieure avec plaque longue Handle inside with long plate</p>	-ST 1 		




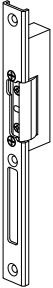


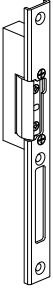





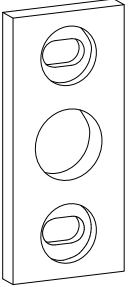


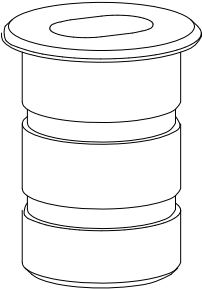




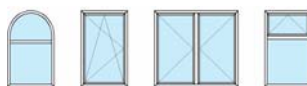
				
	<p><b>A-BS-253</b></p> <p>Deurkruk buiten met langschild Bequille extérieure avec plaque longue handle outside with long plate</p>	-ST 1 		
	<p><b>A-BS-254</b></p> <p>SKG binnenkruk Bequille intérieure SKG SKG handle inside</p>	-ST 1 		
	<p><b>A-BS-255</b></p> <p>SKG deurkruk buiten Bequille extérieure SKG SKG handle outside</p>	-ST 1 		
	<p><b>A-BS-258L</b></p> <p>Electrische slotplaat 5.5mm Gache électrique 5.5mm Electric lockplates 5.5mm</p>	-ST 1 		
	<p><b>A-BS-258R</b></p> <p>Electrische slotplaat 5.5mm Gache électrique 5.5mm Electric lockplates 5.5mm</p>	-ST 1 		




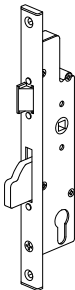


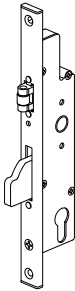










# Apollo P01

toebehoren ■ accessoires ■ accessories

				
 <p><b>A-BS-259L</b></p> <p>Electrische slotplaat 8.5mm Gache électrique 8.5mm Electric lockplates 8.5mm</p>	<p>-ST 1</p> 			
 <p><b>A-BS-259R</b></p> <p>Electrische slotplaat 8.5mm Gache électrique 8.5mm Electric lockplates 8.5mm</p>	<p>-ST 1</p> 			
 <p><b>A-BS-260</b></p> <p>Deurgrendel voor 5 puntsslot Verrou pour serrure 5-points Extended bolt for lock 5 points</p>	<p>-ST 1</p> 			
 <p><b>A-BS-261</b></p> <p>Sluitstukje voor A-BS-260 Gache pour A-BS-260 Keeper for A-BS-260</p>	<p>-ST 1</p> 			
 <p><b>A-BS-262</b></p> <p>Bodemhuls voor deurgrendel Gache encastrable pour verrou Ground sleeve</p>	<p>-ST 1</p> 			

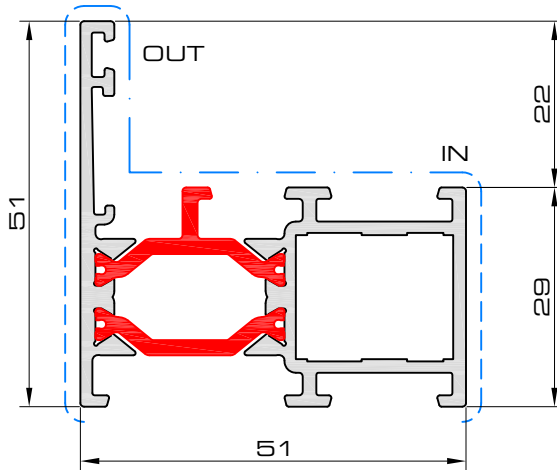







				
	<p><b>A-BS-290</b></p> <p>Veiligheidsslot met pen Serrure de sécurité à pêne Security lock with pen</p> <p>P-01-234 / P-01-235</p>	-ST 1 		
	<p><b>A-BS-291</b></p> <p>Veiligheidsslot met rol Serrure de sécurité à rouleau Security lock with rol</p> <p>P-01-234 / P-01-235</p>	-ST 1 		
	<p><b>A-BS-292</b></p> <p>5 puntslot met haak en pen Serrure 5-points à crochet et pêne 5 point lock with pin</p> <p>P-01-234 / P-01-235</p>	-ST 1 		
	<p><b>A-BS-293</b></p> <p>5 puntrolslot met haak en rol Serrure 5-points à crochet et rou- leau 5 point lock with rol</p> <p>P-01-234 / P-01-235</p>	-ST 1 		



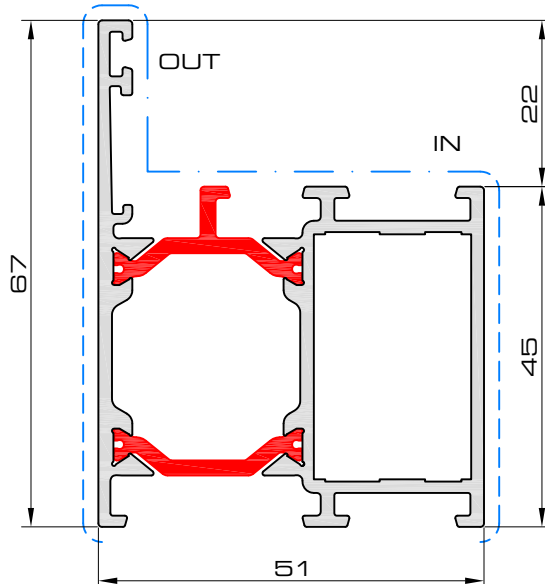







## P-01-100



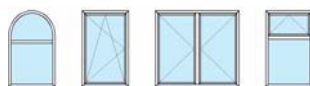
	OUT	IN
	-	A-PH-1621
	-	A-SH-1621
	-	A-TV-001
	-	A-VH-1621
	$I_x = 12.42\text{cm}^4$ $I_y = 5.40\text{cm}^4$ $W_x = 4.47\text{cm}^3$ $W_y = 1.65\text{cm}^3$	

## P-01-101



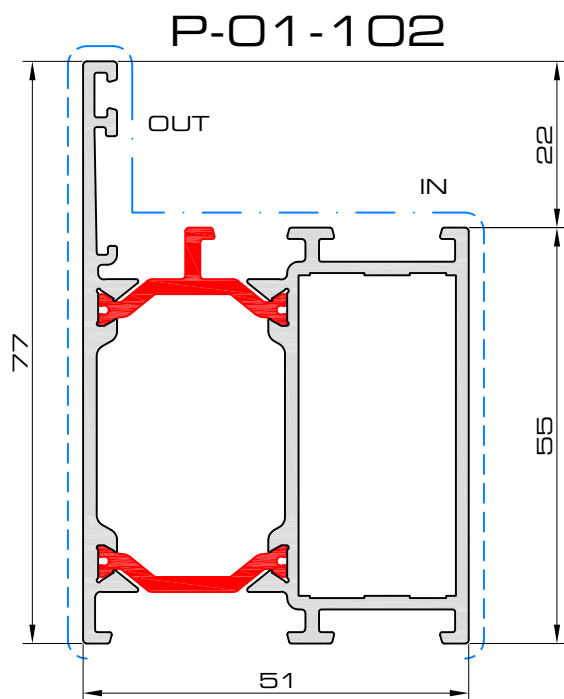
	OUT	IN
	-	A-PH-3221
	-	A-SH-3221
	-	A-TV-002
	-	A-VH-3221
	$I_x = 16.08\text{cm}^4$ $I_y = 13.44\text{cm}^4$ $W_x = 5.85\text{cm}^3$ $W_y = 3.31\text{cm}^3$	

prof1

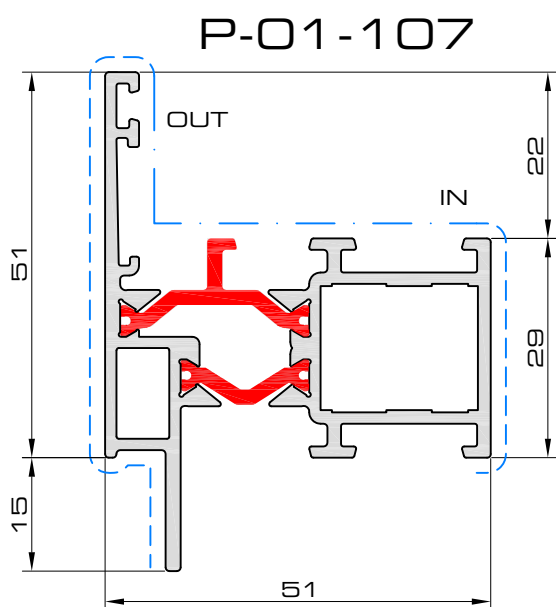


# Apollo P01

profilen ■ profils ■ profiles



	OUT	IN
	-	A-PH-4221
	-	A-SH-4221
	-	A-TV-003
	-	A-VH-4221
	$I_x = 18.23\text{cm}^4$ $I_y = 21.24\text{cm}^4$ $W_x = 6.69\text{cm}^3$ $W_y = 4.67\text{cm}^3$	



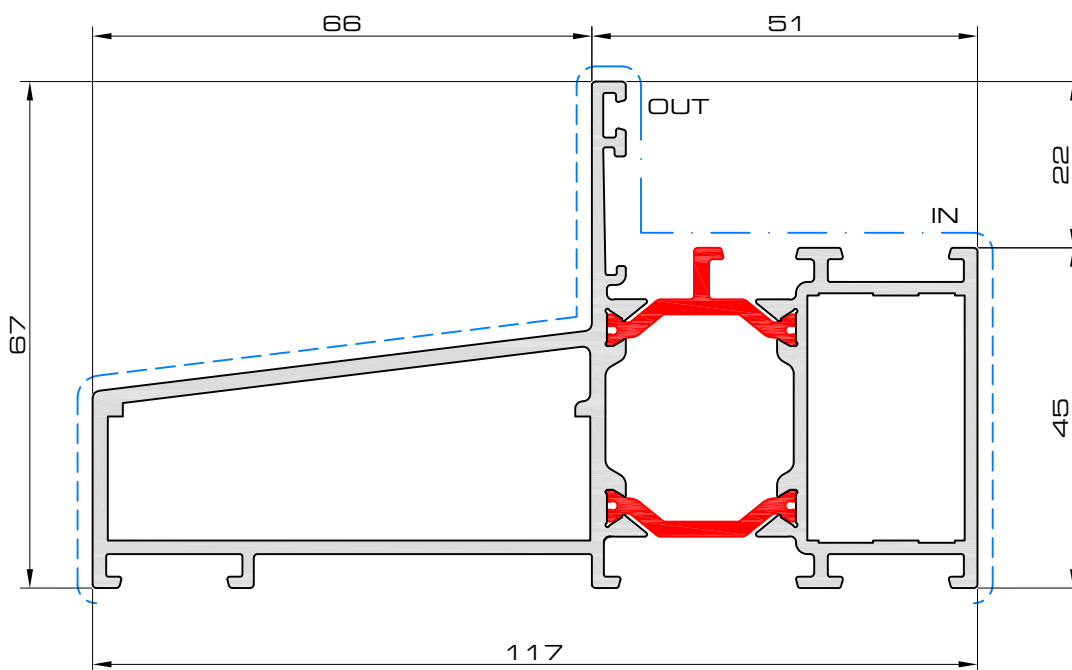
	OUT	IN
	-	A-PH-1621
	-	A-SH-1621
	-	-
	-	-
	$I_x = 13.23\text{cm}^4$ $I_y = 7.64\text{cm}^4$ $W_x = 4.44\text{cm}^3$ $W_y = 2.15\text{cm}^3$	

prof2










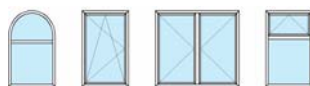
## P-01-109



OUT IN

	A-PH-1664	A-PH-3221
	A-SH-1664	A-SH-3221
	-	-
	A-VH-1664	A-VH-3221
	$I_x = 99.44\text{cm}^4$	
	$I_y = 19.42\text{cm}^4$	
	$W_x = 15.57\text{cm}^3$	
	$W_y = 4.35\text{cm}^3$	

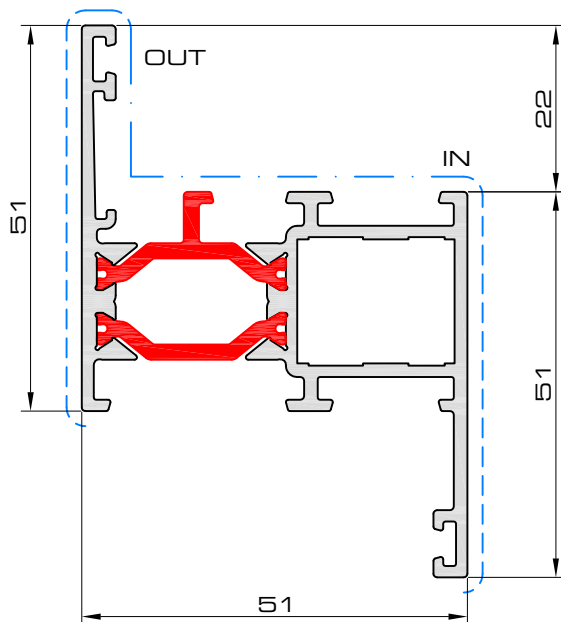
prof3








# Apollo P01

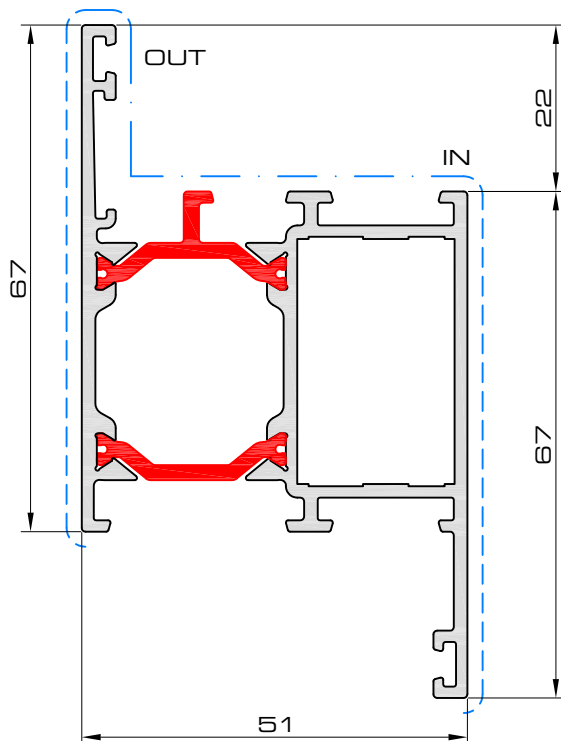
profielen ■ profils ■ profiles






## P-01-111



	OUT	IN
	-	A-PH-1621
	-	A-SH-1621
	-	-
	-	A-VH-1621
	$I_x = 15.40\text{cm}^4$ $I_y = 9.58\text{cm}^4$ $W_x = 5.82\text{cm}^3$ $W_y = 2.62\text{cm}^3$	

## P-01-113

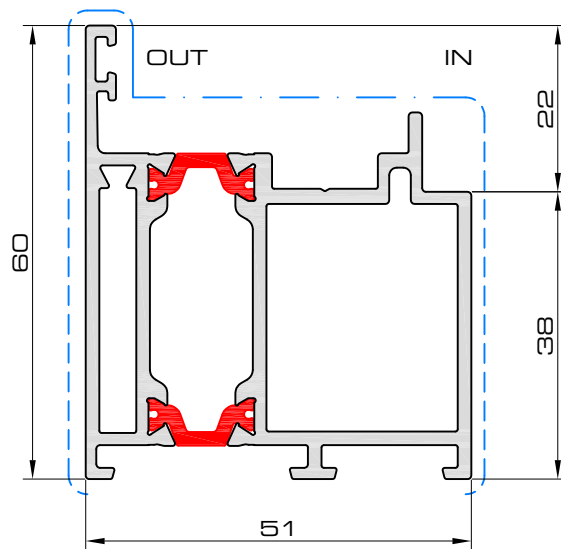





	OUT	IN
	-	A-PH-3221
	-	A-SH-3221
	-	-
	-	A-VH-3221
	$I_x = 19.07\text{cm}^4$ $I_y = 20.18\text{cm}^4$ $W_x = 7.30\text{cm}^3$ $W_y = 4.53\text{cm}^3$	

prof23

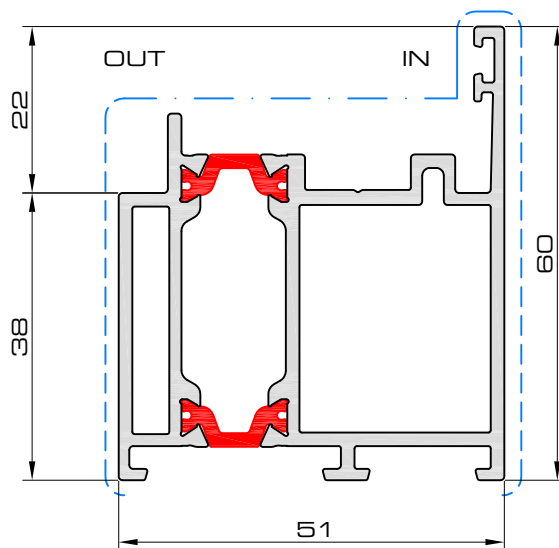





## P-01-124



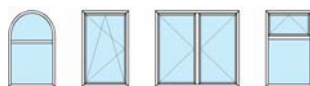
	OUT	IN
 P	A-PH-3204	A-PH-3026
 S	-	A-SH-3026
	$I_x = 16.56\text{cm}^4$ $I_y = 13.07\text{cm}^4$ $W_x = 5.7\text{cm}^3$ $W_y = 3.71\text{cm}^3$	

## P-01-125



	OUT	IN
 P	A-PH-3004	A-PH-3026
 S	-	A-SH-3026
	$I_x = 16.98\text{cm}^4$ $I_y = 12.87\text{cm}^4$ $W_x = 6.63\text{cm}^3$ $W_y = 3.64\text{cm}^3$	

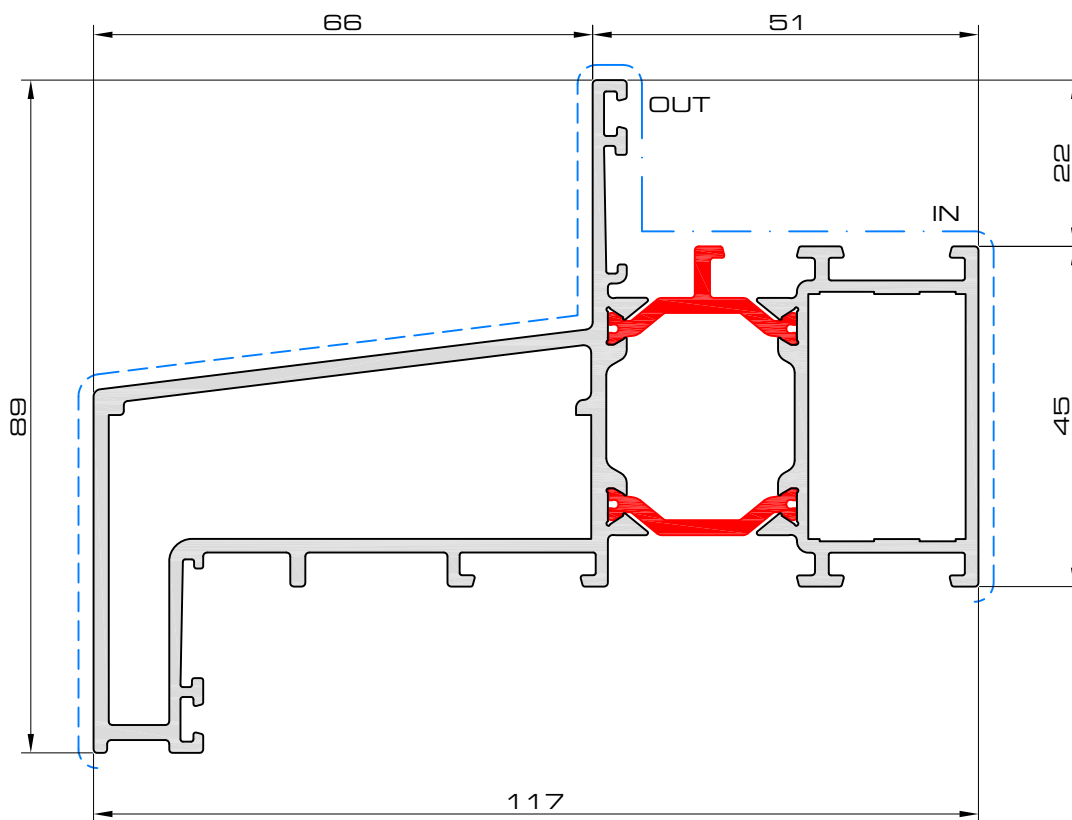
prof34








# Apollo P01

profielen ■ profils ■ profiles

## P-01-129

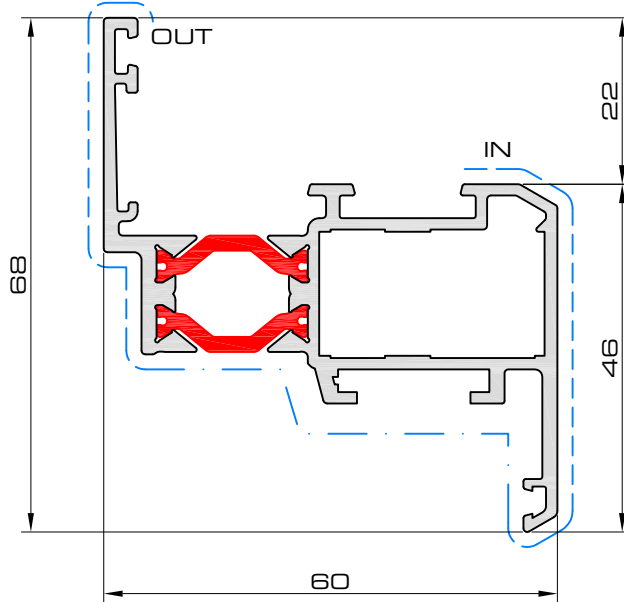


	OUT	IN
 P	A-PH-1664	A-PH-3221
 S	A-SH-1663	A-SH-3221
	-	-
 V	A-VH-1664	A-VH-3221
	$I_x = 128.08\text{cm}^4$ $I_y = 31.70\text{cm}^4$ $W_x = 21.41\text{cm}^3$ $W_y = 6.45\text{cm}^3$	

prof31

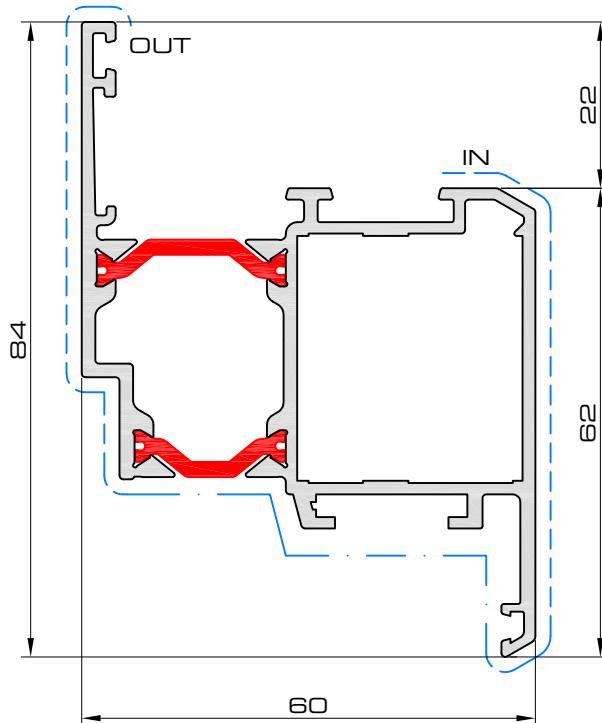


## P-01-200



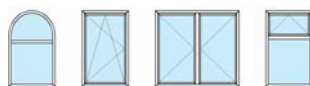
	OUT	IN
	-	A-PH-1630
	-	A-SH-1630
	-	-
	-	A-VH-1630
	$I_x = 19.54\text{cm}^4$ $I_y = 8.24\text{cm}^4$ $W_x = 6.28\text{cm}^3$ $W_y = 2.35\text{cm}^3$	

## P-01-201



	OUT	IN
	-	A-PH-3230
	-	A-SH-3230
	-	-
	-	-
	$I_x = 24.89\text{cm}^4$ $I_y = 18.66\text{cm}^4$ $W_x = 8.19\text{cm}^3$ $W_y = 4.33\text{cm}^3$	

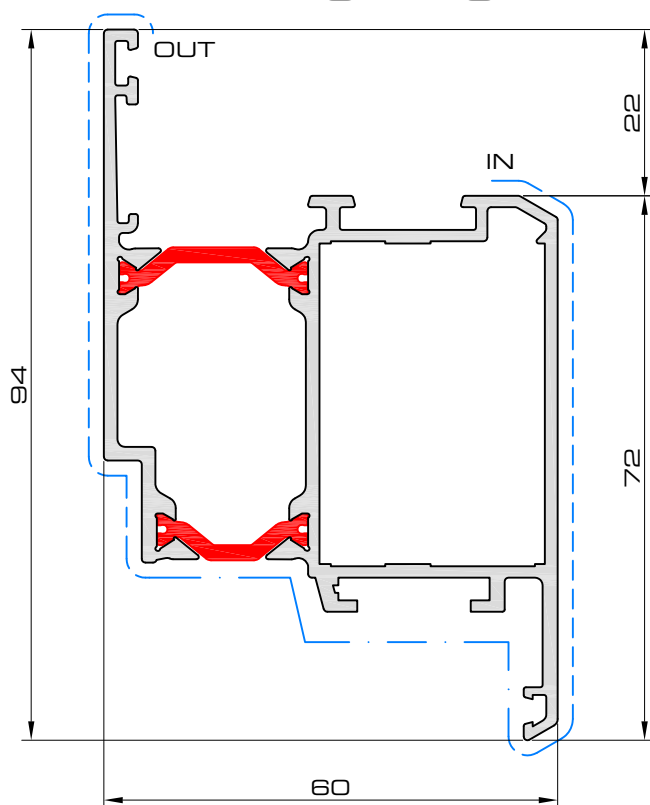
prof4








# Apollo P01

profielen ■ profils ■ profiles

## P-01-202

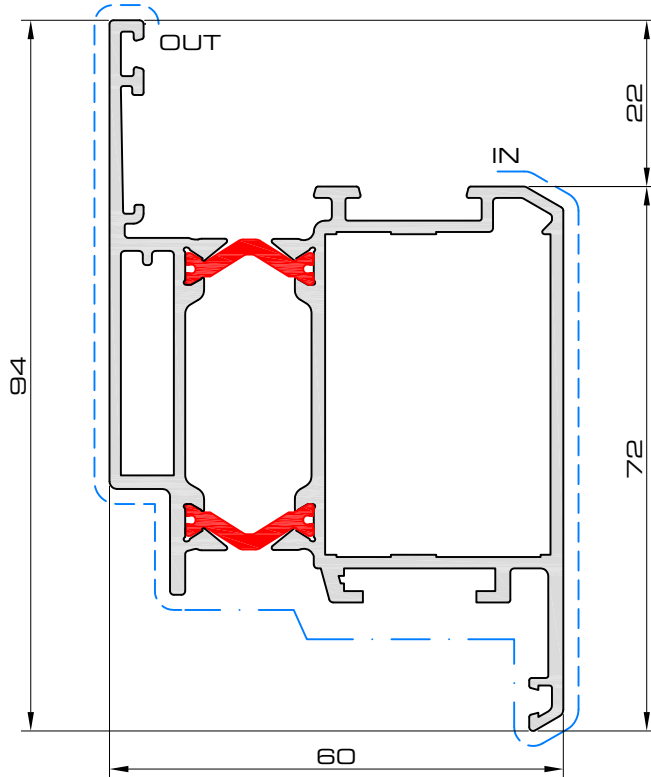







	OUT	IN
 P	-	A-PH-4230
 S	-	A-SH-4230
 V	-	-
 V	-	-
	$I_x = 27.89\text{cm}^4$ $I_y = 28.47\text{cm}^4$ $W_x = 9.24\text{cm}^3$ $W_y = 5.91\text{cm}^3$	

prof5

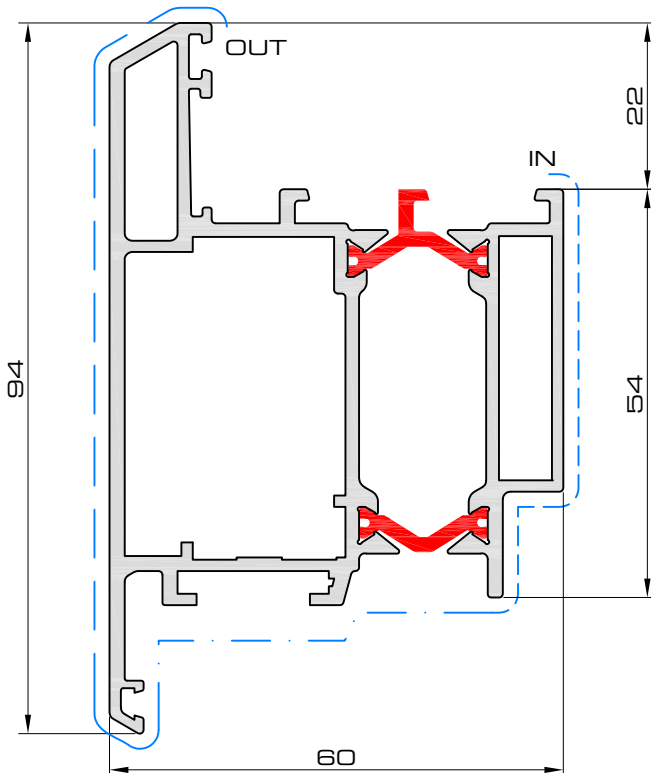







## P-01-203



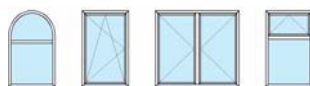
	OUT	IN
 P	A-PH-2707	A-PH-4230
 S	A-PH-2707	A-SH-4230
 H	-	-
 V	-	-
	$I_x = 29.70\text{cm}^4$ $I_y = 30.19\text{cm}^4$ $W_x = 9.38\text{cm}^3$ $W_y = 6.27\text{cm}^3$	

## P-01-205



	OUT	IN
 P	A-PH-4218	A-PH-3207
 S	A-SH-4218	A-PH-3207
 H	-	-
 V	-	-
	$I_x = 31.83\text{cm}^4$ $I_y = 38.06\text{cm}^4$ $W_x = 9.11\text{cm}^3$ $W_y = 7.87\text{cm}^3$	

prof6

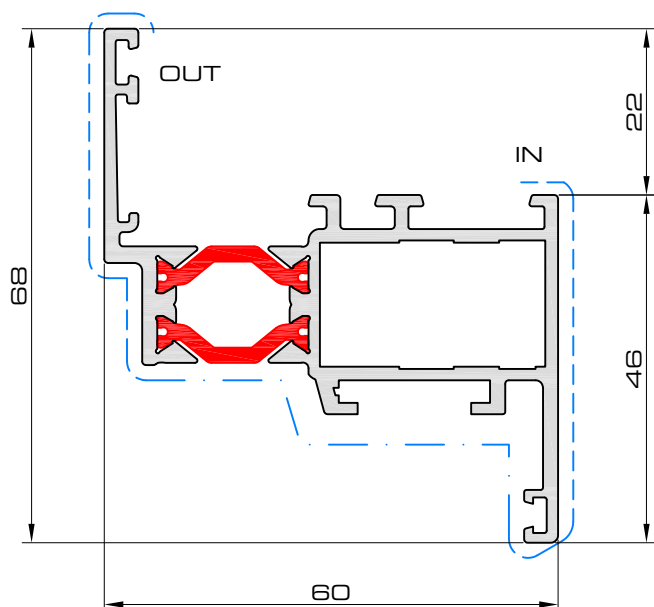







# Apollo P01

profilen ■ profils ■ profiles

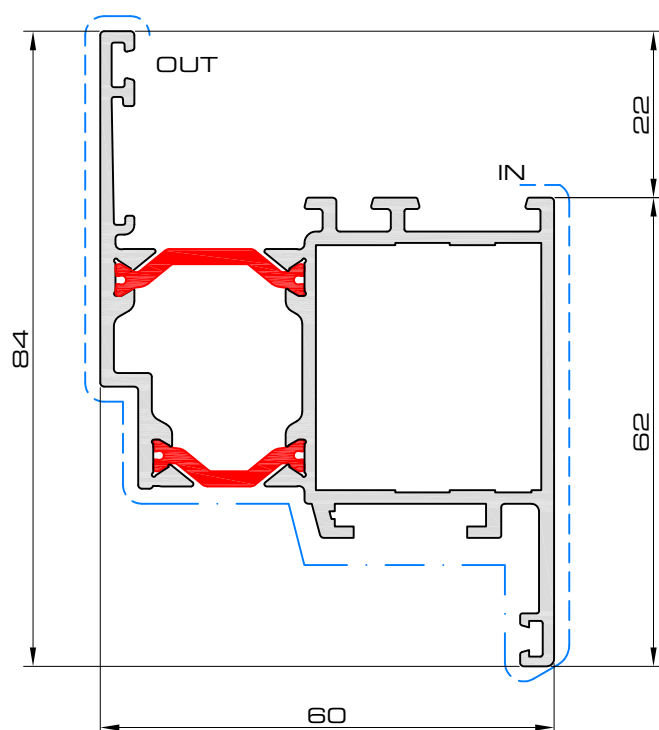
**Variant!** Planea






## P-01-210



	OUT	IN
 P	-	A-PH-1630
 S	-	A-SH-1630
	-	-
 V	-	A-VH-1630
	$I_x = 20.01\text{cm}^4$ $I_y = 8.4\text{cm}^4$ $W_x = 6.33\text{cm}^3$ $W_y = 2.37\text{cm}^3$	

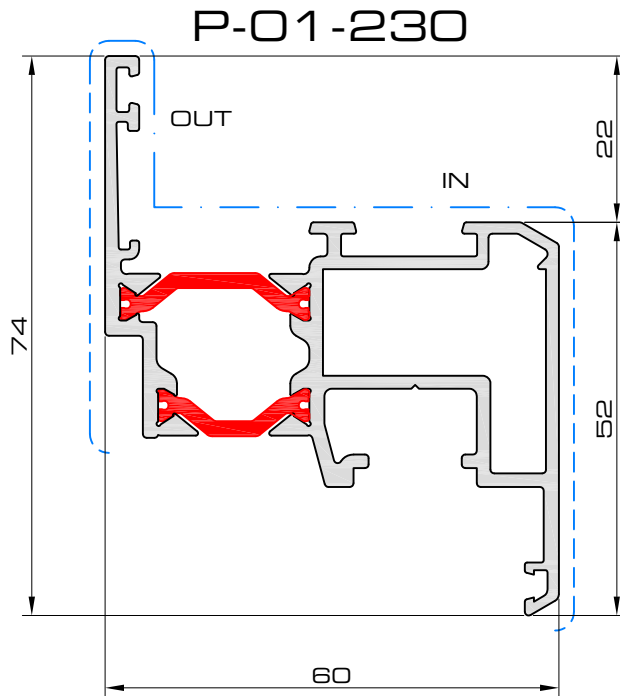
## P-01-211





	OUT	IN
 P	-	A-PH-3230
 S	-	A-SH-3230
	-	-
 V	-	-
	$I_x = 25.38\text{cm}^4$ $I_y = 18.9\text{cm}^4$ $W_x = 8.23\text{cm}^3$ $W_y = 4.34\text{cm}^3$	

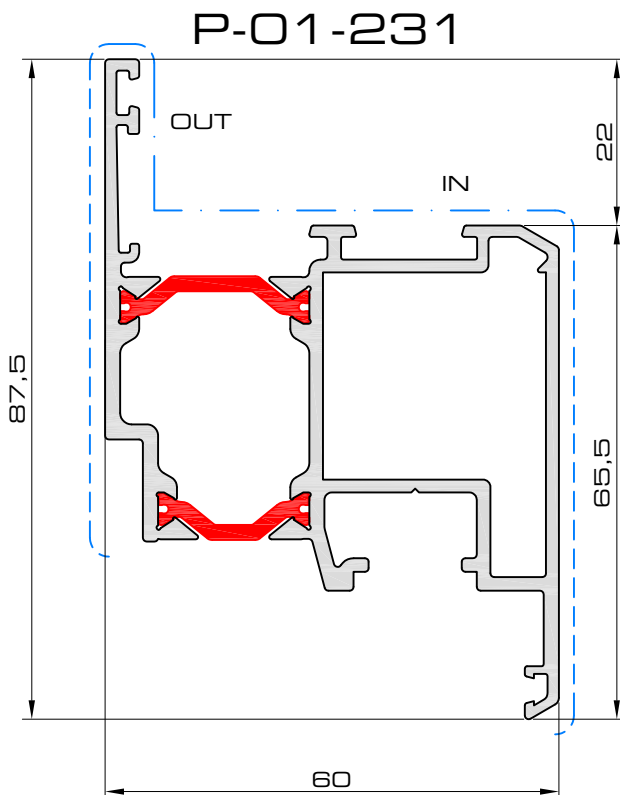
prof21







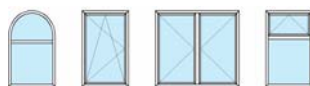
**Variant!** PVC-nut

	OUT	IN
	-	A-PH-1430
		$I_x = 21.93\text{cm}^4$ $I_y = 11.40\text{cm}^4$ $W_x = 6.95\text{cm}^3$ $W_y = 2.99\text{cm}^3$



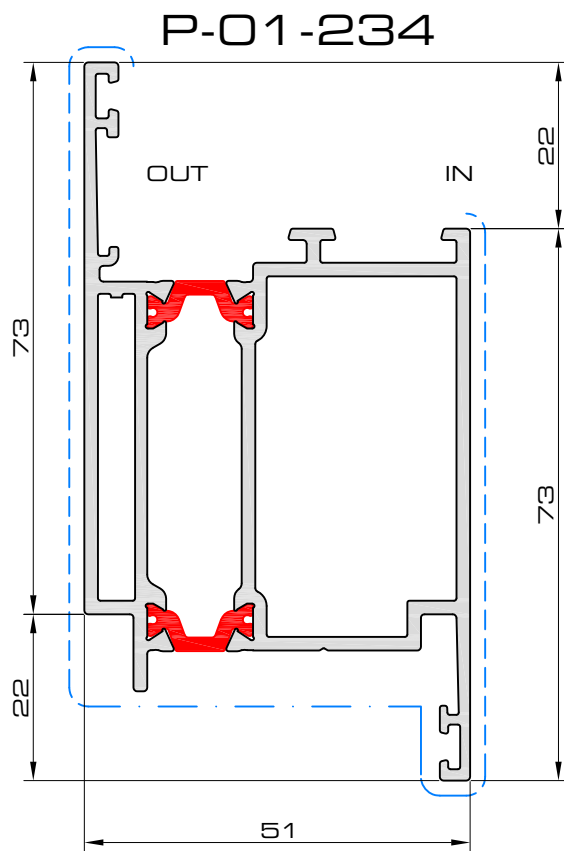
	OUT	IN
	-	A-PH-2730
		$I_x = 26.7\text{cm}^4$ $I_y = 21.8\text{cm}^4$ $W_x = 8.71\text{cm}^3$ $W_y = 4.84\text{cm}^3$




prof25

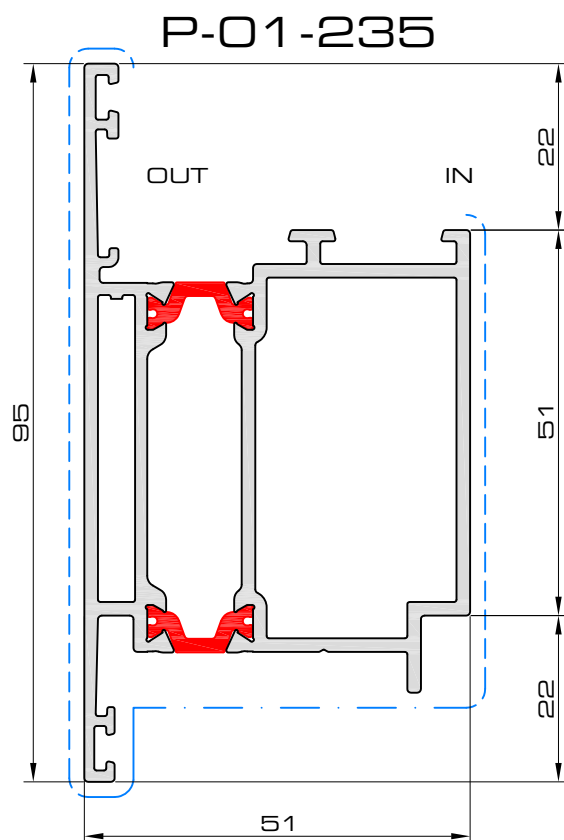





# Apollo P01

profilen ■ profils ■ profiles

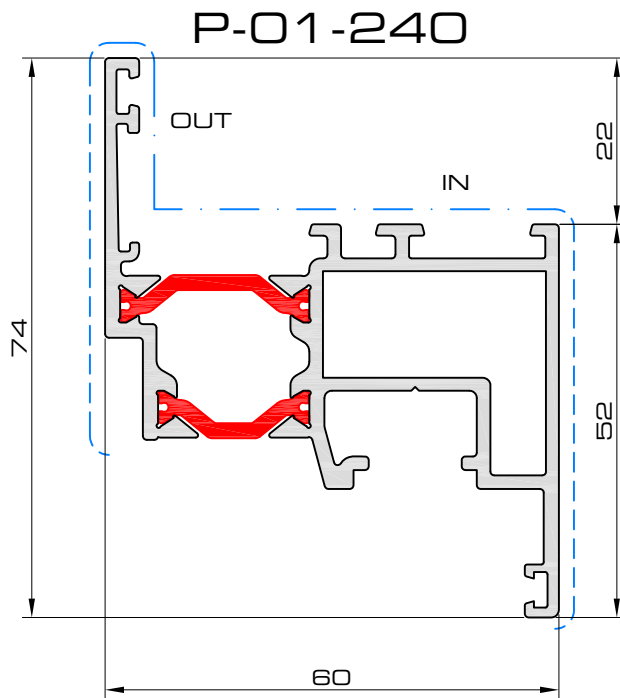


	OUT	IN
 P	A-PH-4004	A-PH-4726
 S	-	A-SH-4726
	$I_x = 22.84\text{cm}^4$ $I_y = 32.65\text{cm}^4$ $W_x = 8.12\text{cm}^3$ $W_y = 6.55\text{cm}^3$	





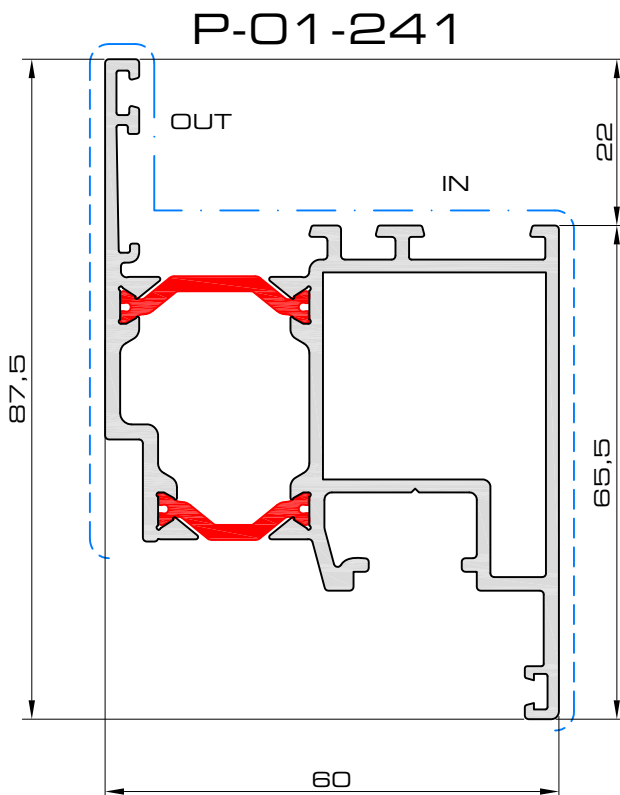
	OUT	IN
 P	A-PH-4004	A-PH-4726
 S	-	A-SH-4726
	$I_x = 21.39\text{cm}^4$ $I_y = 32.64\text{cm}^4$ $W_x = 6.92\text{cm}^3$ $W_y = 6.55\text{cm}^3$	



prof35



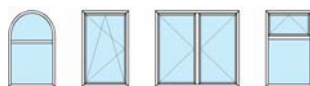
**Variant!** PVC-nut

	OUT	IN
	-	A-PH-1430
	$I_x = 22.38\text{cm}^4$ $I_y = 11.77\text{cm}^4$ $W_x = 7.01\text{cm}^3$ $W_y = 3.09\text{cm}^3$	



	OUT	IN
	-	A-PH-2730
	$I_x = 27.19\text{cm}^4$ $I_y = 22.47\text{cm}^4$ $W_x = 8.76\text{cm}^3$ $W_y = 5.01\text{cm}^3$	

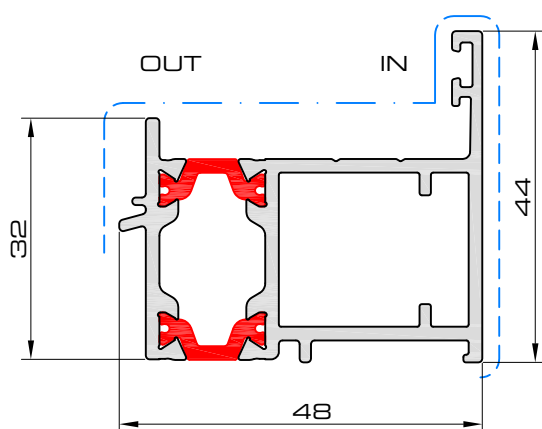
prof33






# Apollo P01

profielen ■ profils ■ profiles

## P-01-426

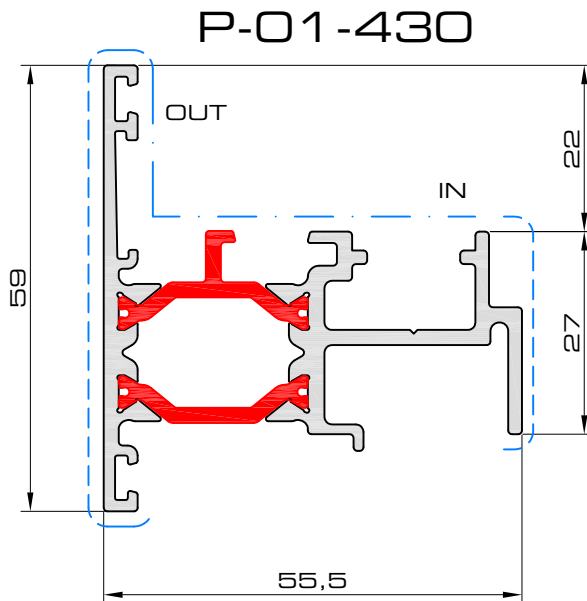


	OUT	IN
 P	-	A-PH-2018
 S	-	A-SH-2018
	$I_x = 9.27\text{cm}^4$ $I_y = 4.45\text{cm}^4$ $W_x = 3.5\text{cm}^3$ $W_y = 1.64\text{cm}^3$	

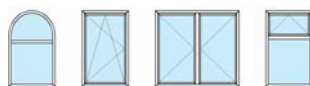
prof36



**Variant!** PVC-nut



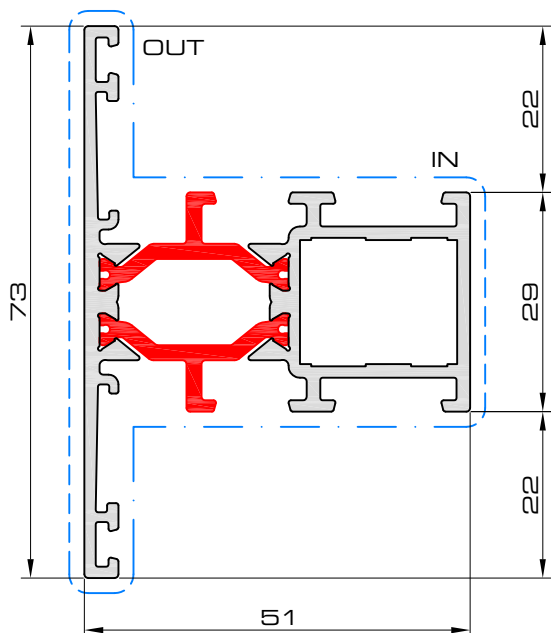
	OUT	IN
	-	-
	-	-
	-	-
	$I_x = 14.61\text{cm}^4$ $I_y = 5.91\text{cm}^4$ $W_x = 4.43\text{cm}^3$ $W_y = 1.75\text{cm}^3$	



# Apollo P01

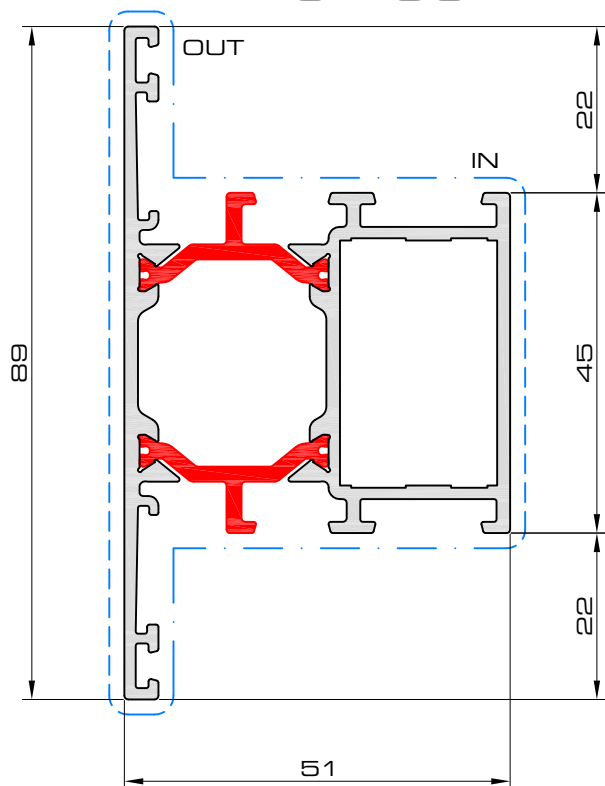
profielen ■ profils ■ profiles

## P-01-300



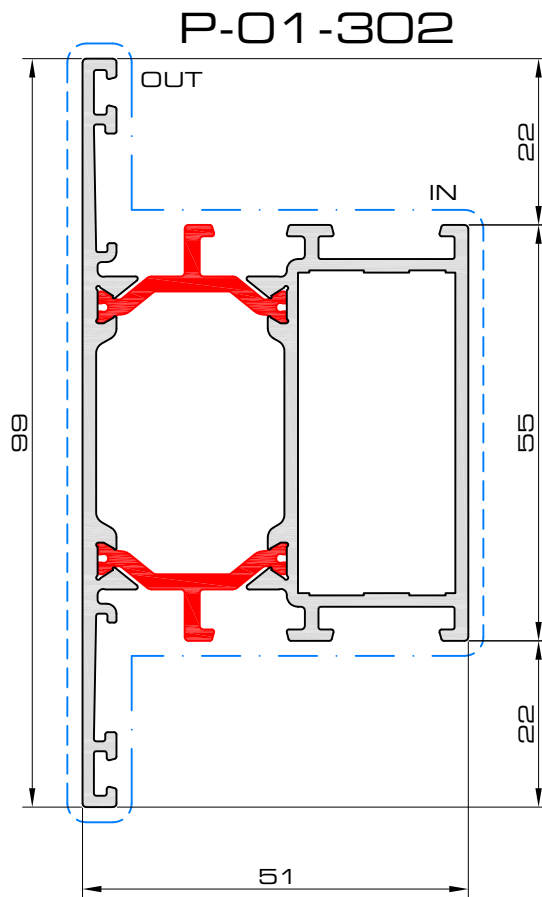
	OUT	IN
	-	A-PH-1621
	-	A-SH-1621
	-	A-TV-001
		A-TV-005
	-	A-VH-1621
	-	A-VT-1621
	$I_x = 14.50\text{cm}^4$ $I_y = 9.55\text{cm}^4$ $W_x = 4.75\text{cm}^3$ $W_y = 2.62\text{cm}^3$	






## P-01-301



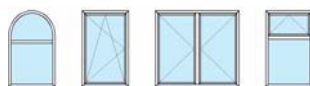
	OUT	IN
	-	A-PH-3221
	-	A-SH-3221
	-	A-TV-002
	-	A-VH-3221
	-	A-VT-3221L
	-	A-VT-3221R
	$I_x = 18.28\text{cm}^4$ $I_y = 20.17\text{cm}^4$ $W_x = 6.14\text{cm}^3$ $W_y = 4.53\text{cm}^3$	

prof7



	OUT	IN
 P	-	A-PH-4221
 S	-	A-SH-4221
 TV	-	A-TV-003
 V	-	A-VH-4221
	$I_x = 20.51\text{cm}^4$ $I_y = 29.93\text{cm}^4$ $W_x = 6.99\text{cm}^3$ $W_y = 6.05\text{cm}^3$	

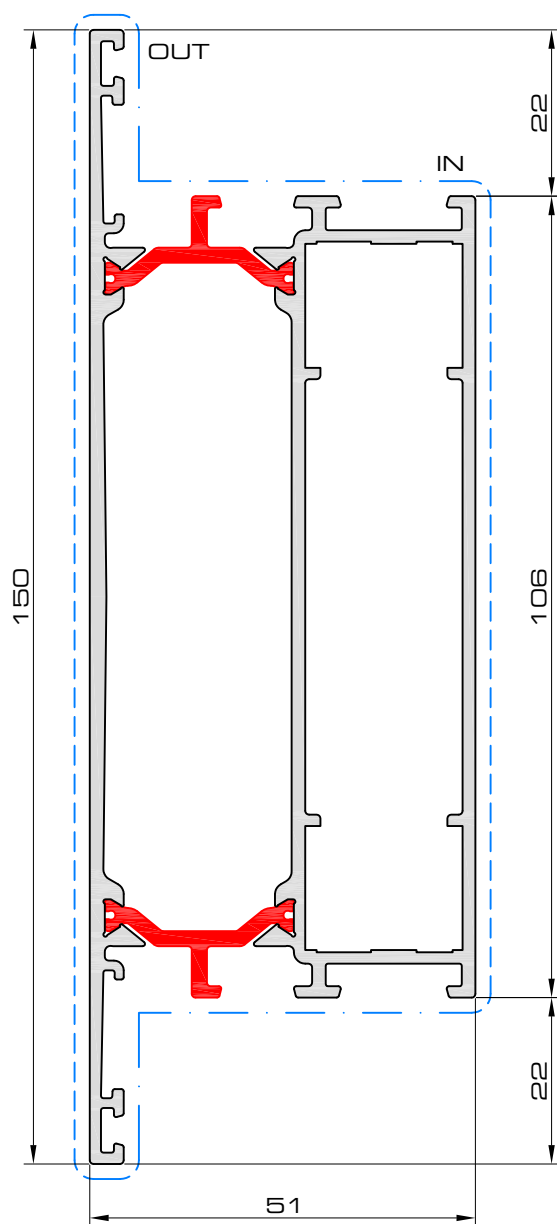
prof8



# Apollo P01

profielen ■ profils ■ profiles

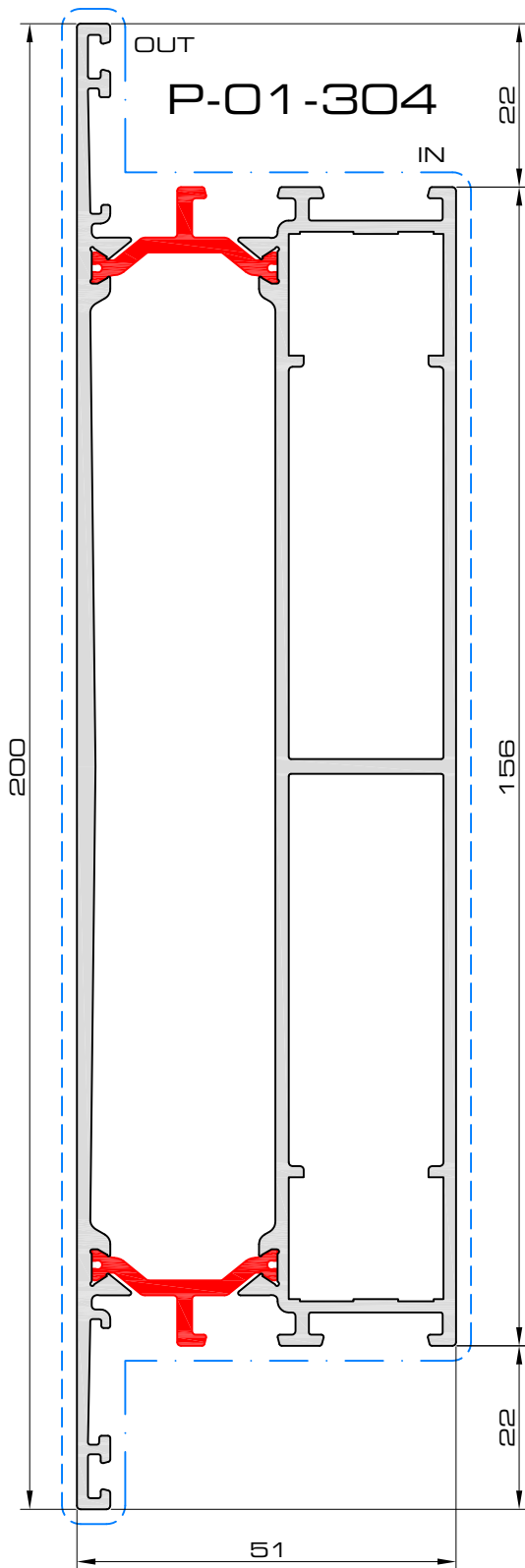
## P-01-303



	OUT	IN
	-	-
	-	-
	-	A-TV-001
	-	-
	$I_x = 32.73\text{cm}^4$ $I_y = 128.94\text{cm}^4$ $W_x = 11.65\text{cm}^3$ $W_y = 17.19\text{cm}^3$	

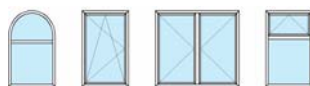
prof9



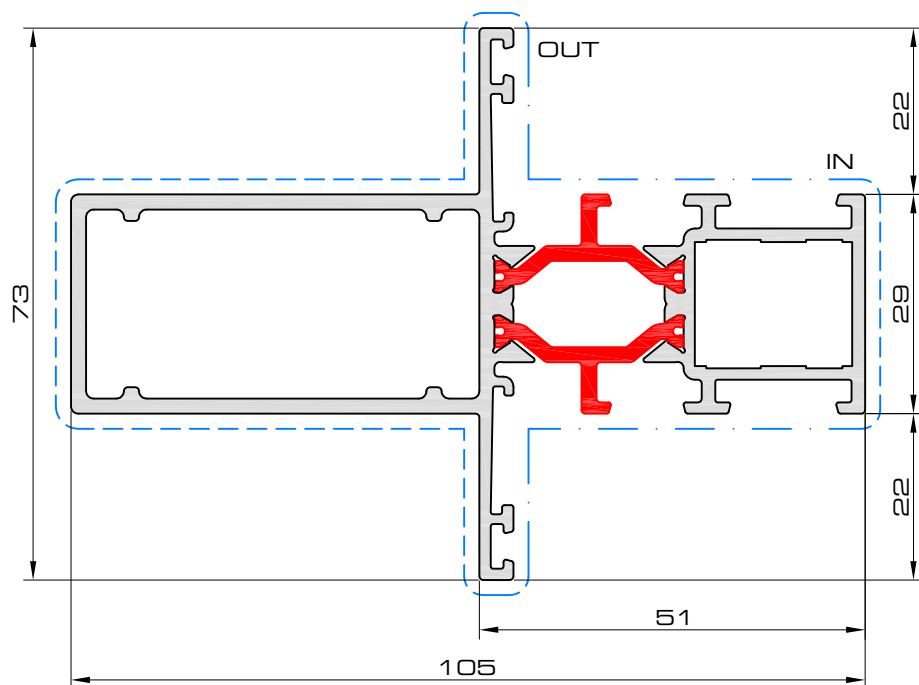


	OUT	IN
	-	-
	-	-
	-	A-TV-001
	-	-
	$I_x = 45.98\text{cm}^4$ $I_y = 332.06\text{cm}^4$ $W_x = 16.79\text{cm}^3$ $W_y = 33.21\text{cm}^3$	

prof17

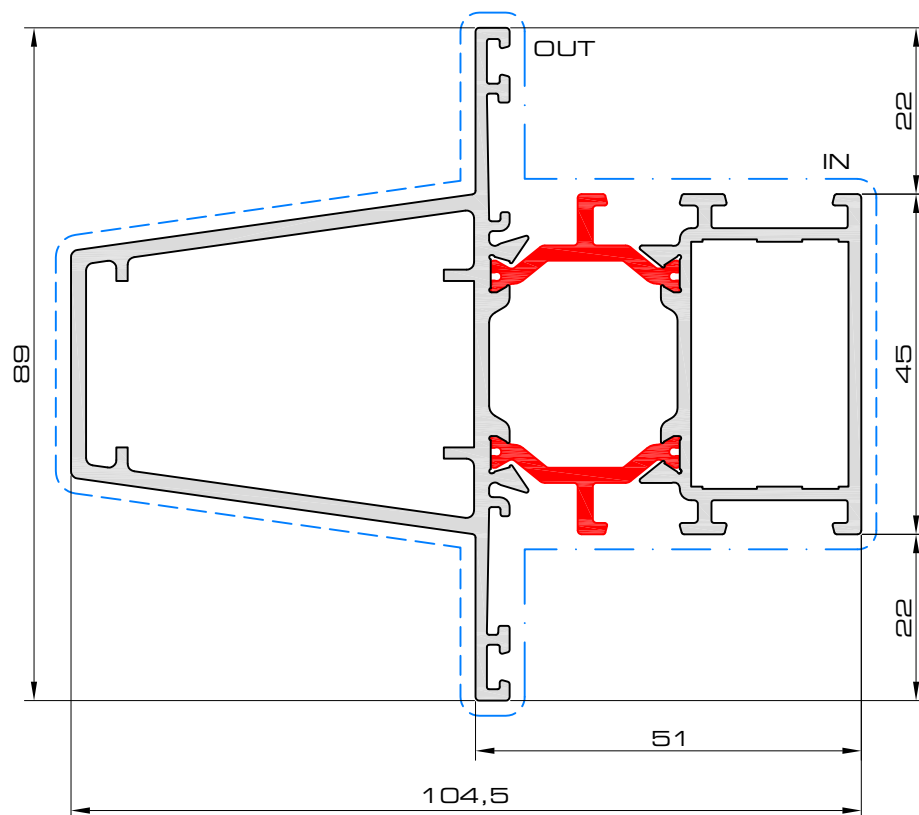


## P-01-305



	OUT	IN
	-	-
	-	-
	-	A-TV-001
		A-TV-005
	-	-
	$I_x = 67.54\text{cm}^4$ $I_y = 13.95\text{cm}^4$ $W_x = 12.75\text{cm}^3$ $W_y = 3.82\text{cm}^3$	

## P-01-306

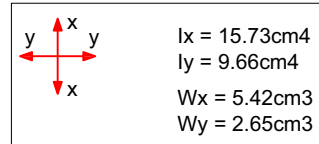
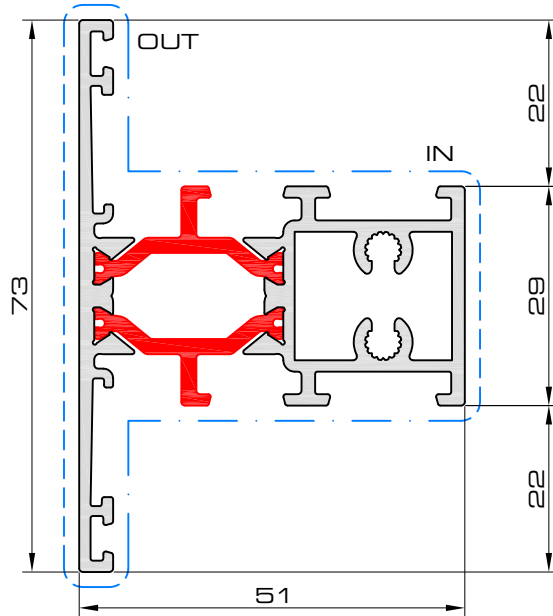


	OUT	IN
	-	-
	-	-
	-	A-TV-002
	-	-
	$I_x = 77.36\text{cm}^4$ $I_y = 27.87\text{cm}^4$ $W_x = 13.99\text{cm}^3$ $W_y = 6.26\text{cm}^3$	

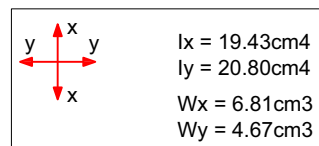
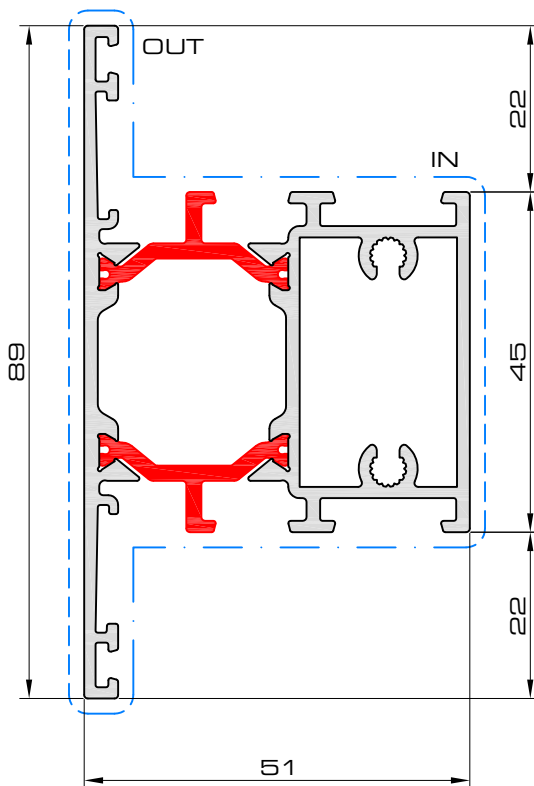
prof10



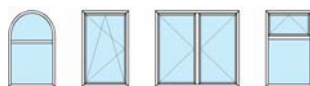
## P-01-310



## P-01-311



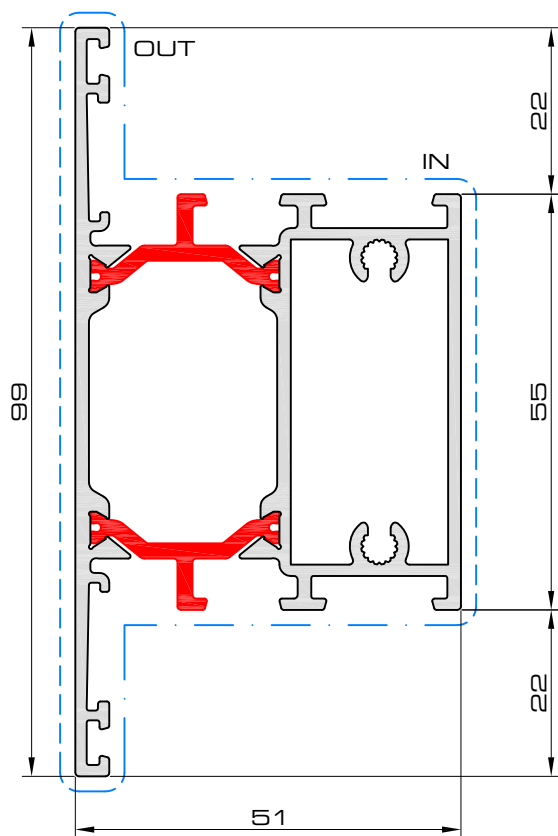
prof11



# Apollo P01

profielen ■ profils ■ profiles

## P-01-312

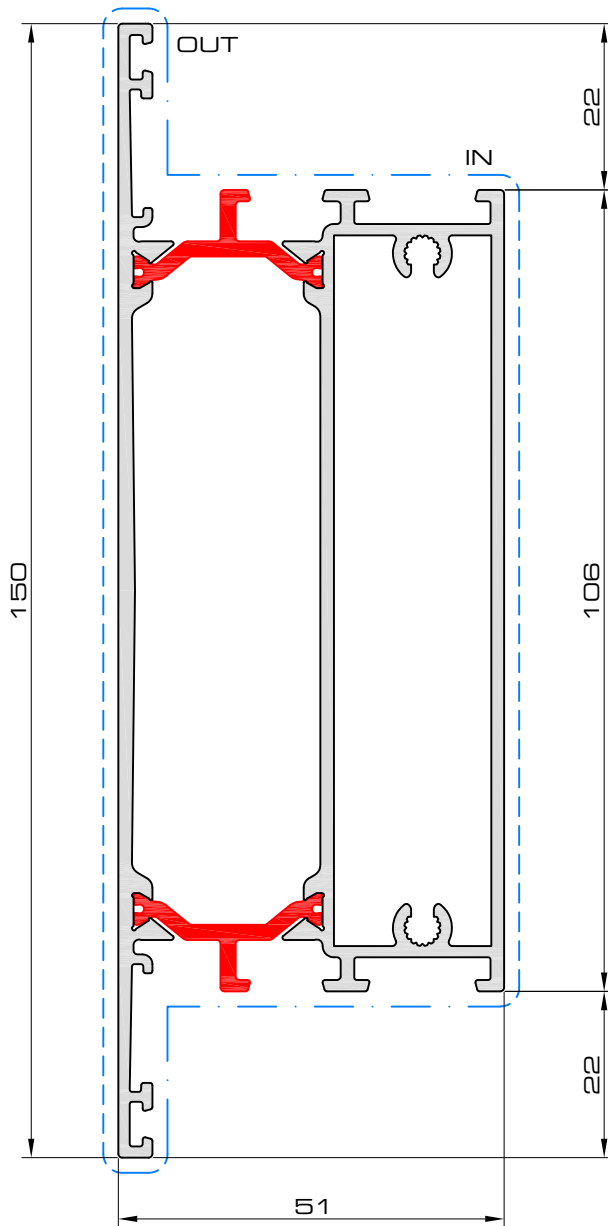


	$I_x = 21.61\text{cm}^4$
	$I_y = 31.10\text{cm}^4$
	$W_x = 7.65\text{cm}^3$
	$W_y = 6.28\text{cm}^3$

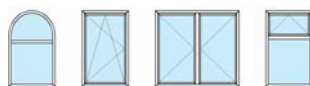
prof12



## P-01-313



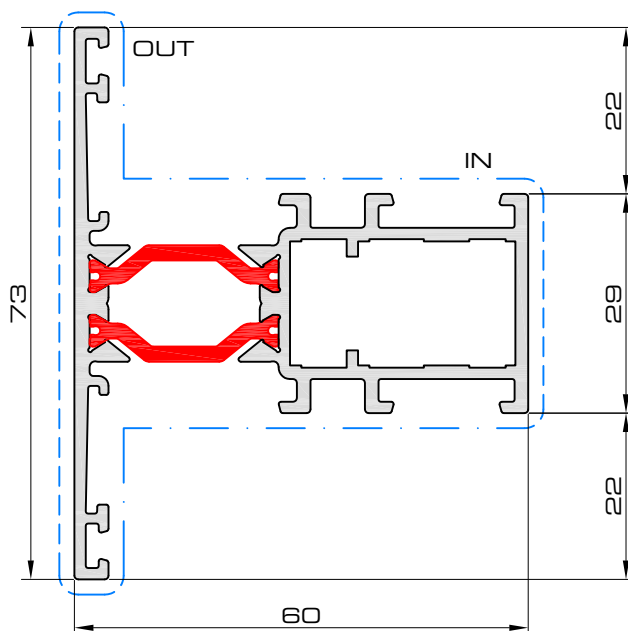
	$I_x = 33.32\text{cm}^4$
	$I_y = 134.44\text{cm}^4$
	$W_x = 12.05\text{cm}^3$
	$W_y = 17.92\text{cm}^3$



# Apollo P01

profielen ■ profils ■ profiles

## P-01-320

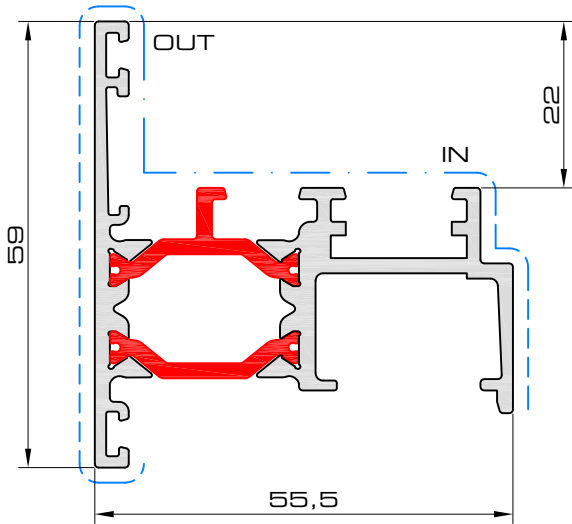


	OUT	IN
	-	-
	-	-
	-	A-TV-001
		A-TV-005
	-	A-VH-1621
	-	A-VT-1621
	$I_x = 39.72\text{cm}^4$ $I_y = 10.22\text{cm}^4$ $W_x = 8.79\text{cm}^3$ $W_y = 2.8\text{cm}^3$	

prof22

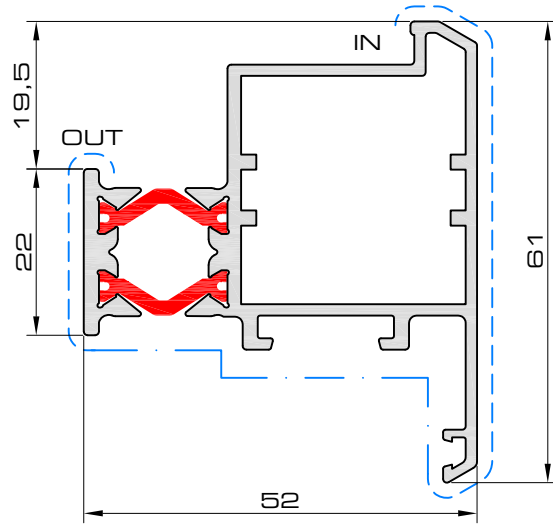


## P-01-400



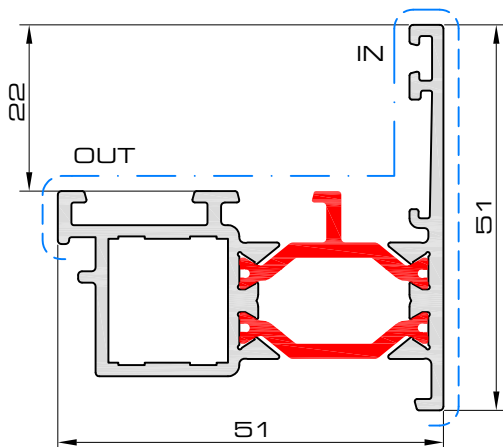
	$I_x = 12.48\text{cm}^4$
	$I_y = 5.52\text{cm}^4$
	$W_x = 3.32\text{cm}^3$
	$W_y = 1.70\text{cm}^3$

## P-01-405

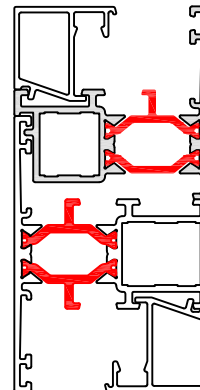


	OUT	IN
	-	A-PH-3025
	-	A-SH-3025
	-	-
	$I_x = 23.84\text{cm}^4$	
	$I_y = 8.58\text{cm}^4$	
	$W_x = 6.06\text{cm}^3$	
	$W_y = 2.59\text{cm}^3$	

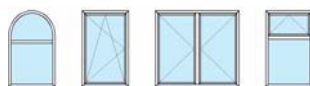
## P-01-404



	$I_x = 10.53\text{cm}^4$
	$I_y = 4.53\text{cm}^4$
	$W_x = 3.55\text{cm}^3$
	$W_y = 1.46\text{cm}^3$



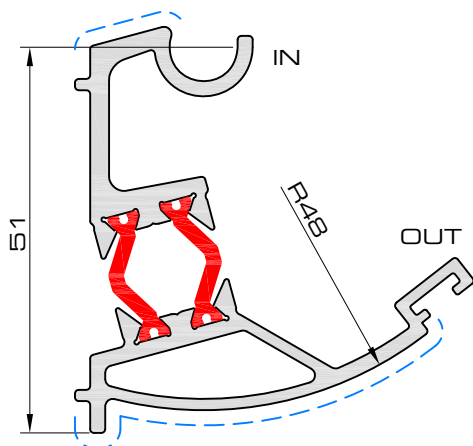
prof14



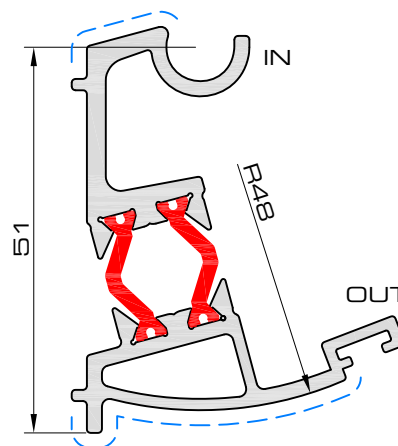
# Apollo P01

profielen ■ profils ■ profiles

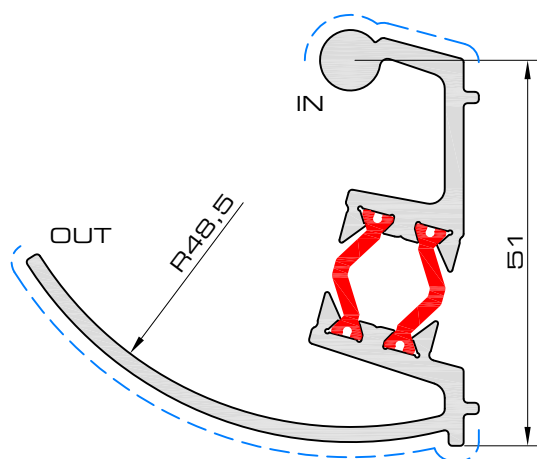
## P-01-700



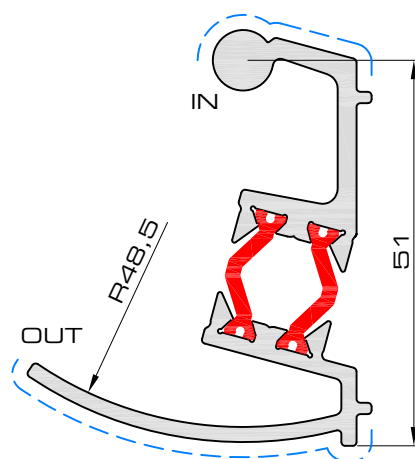
## P-01-702



## P-01-701



## P-01-703

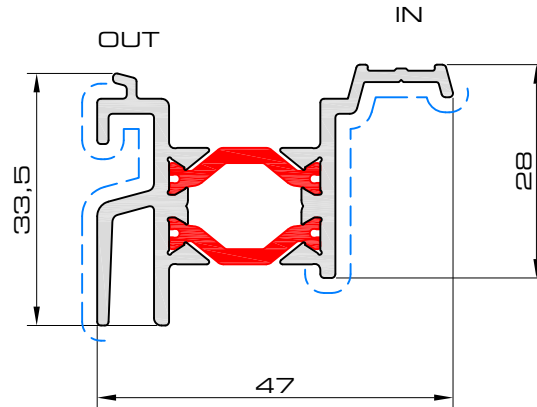


prof15

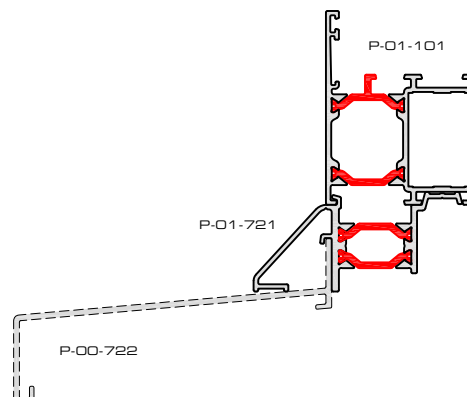
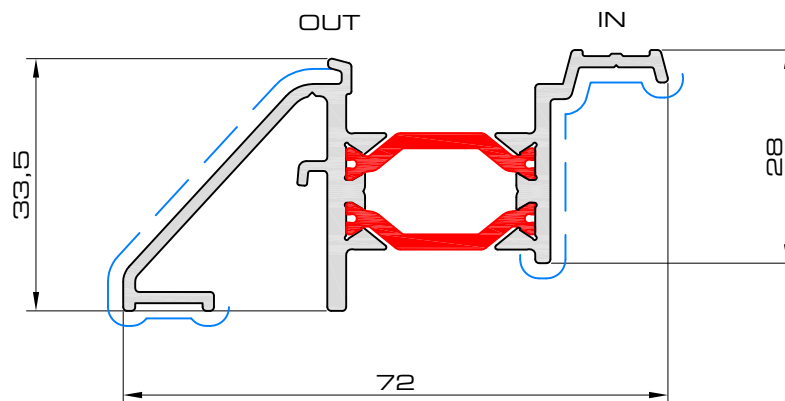




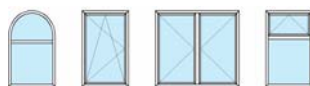
## P-01-720



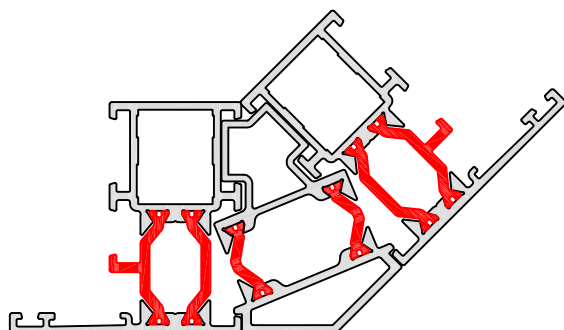
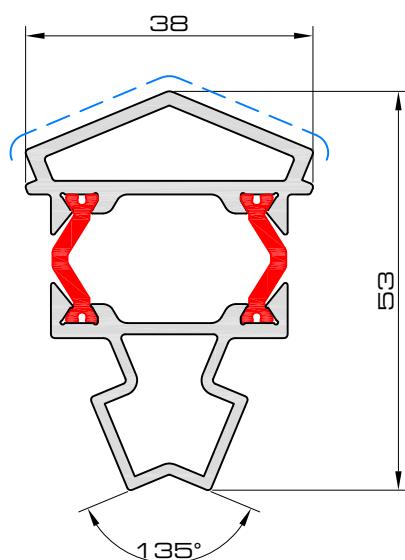
## P-01-721



prof26



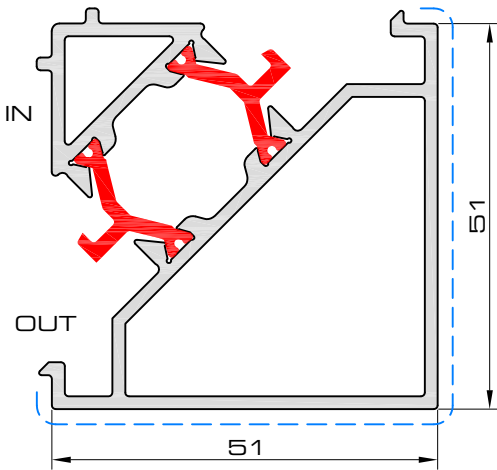
## P-01-735



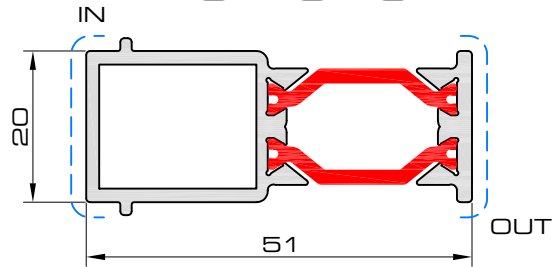
prof27



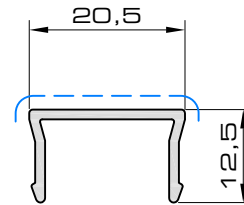
## P-01-500



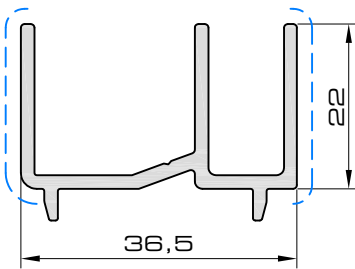
## P-01-510



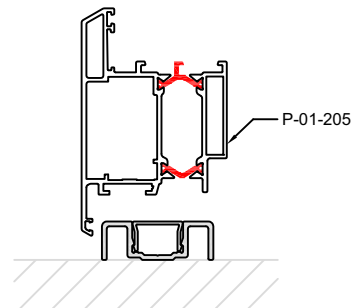
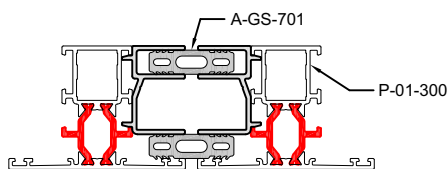
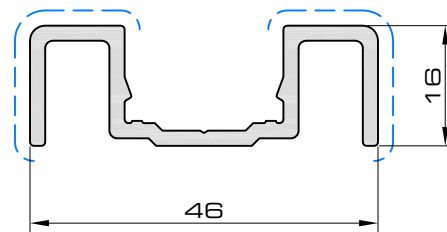
## P-00-500



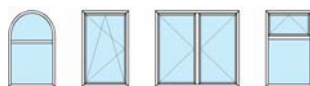
## P-01-530



## P-01-900



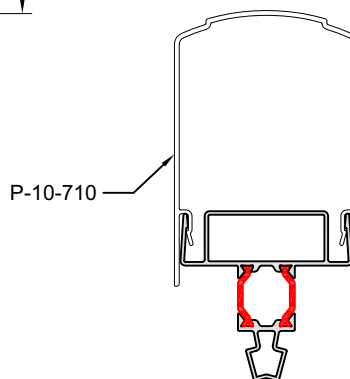
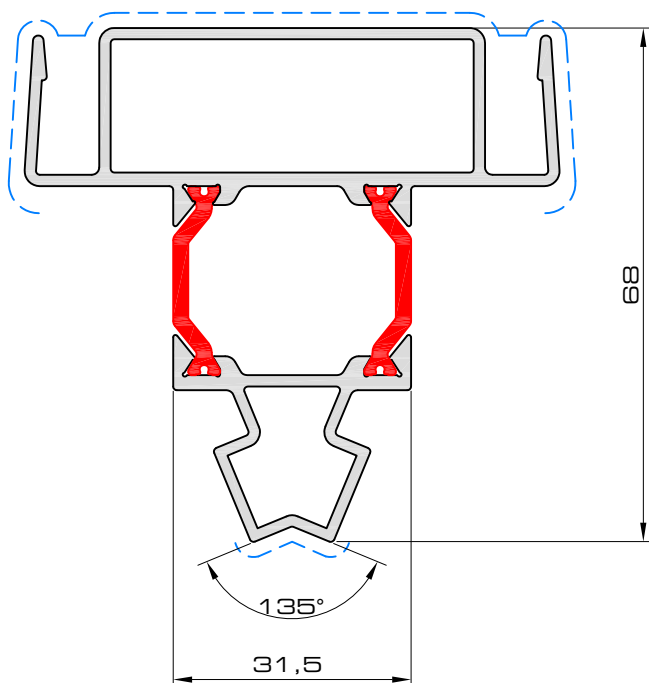
prof16



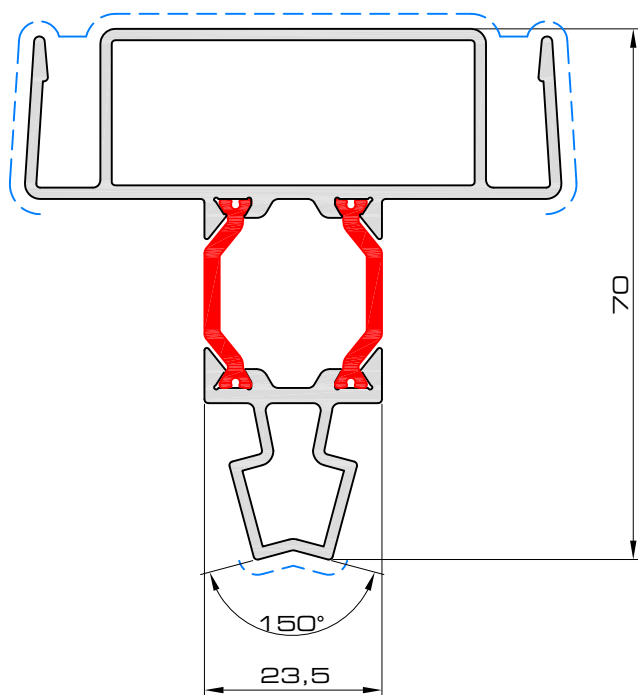
# Apollo P01

profielen ■ profils ■ profiles

## P-01-835



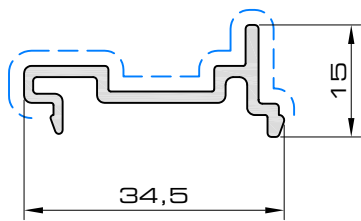
## P-01-850



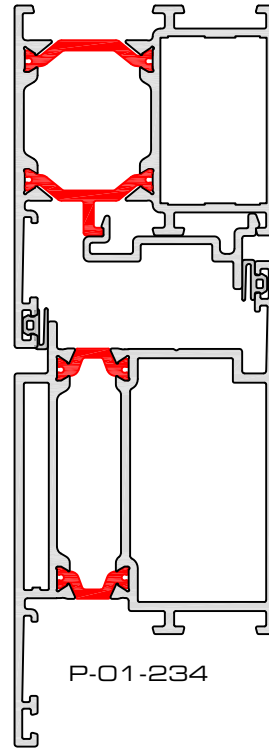
prof18



## P-C1-535



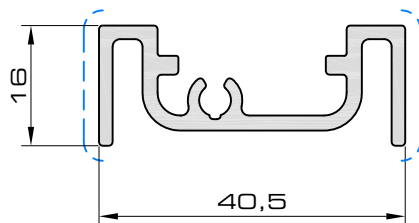
## P-01-101



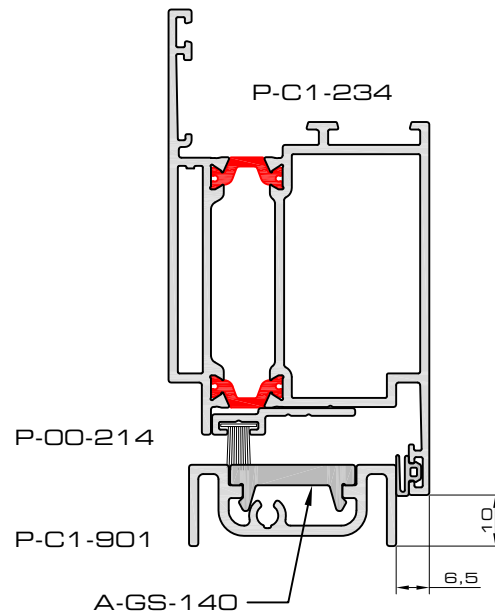
## P-C1-535

## P-01-234

## P-C1-901



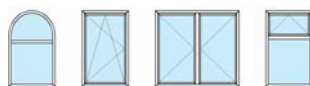
## P-C1-234



## P-00-214

## P-C1-901

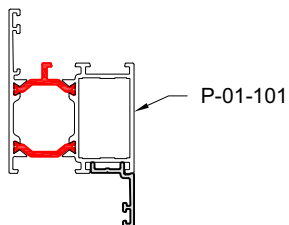
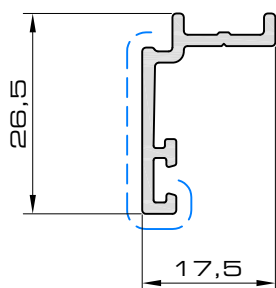
## A-GS-140



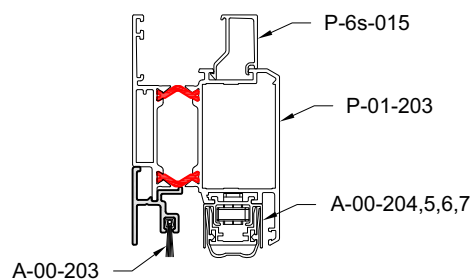
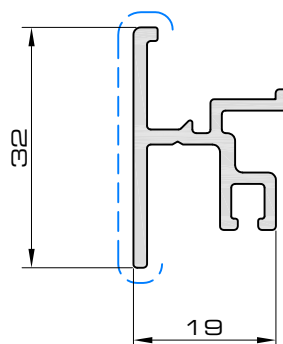
# Apollo P01

profielen ■ profils ■ profiles

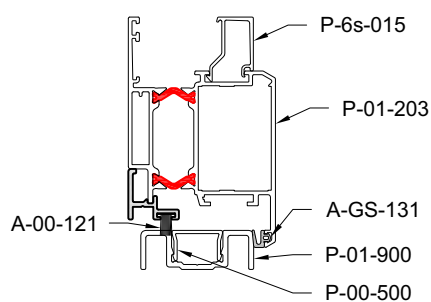
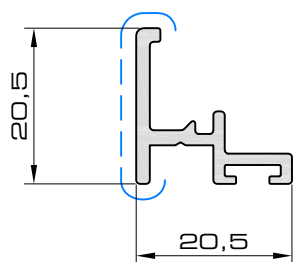
## P-00-101



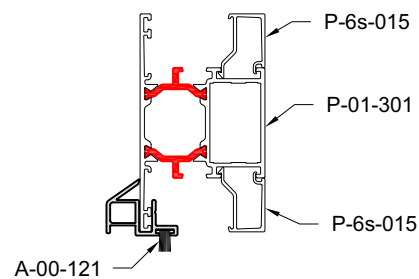
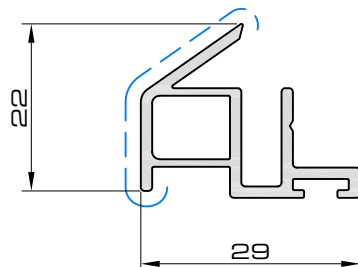
## P-00-203



## P-00-204



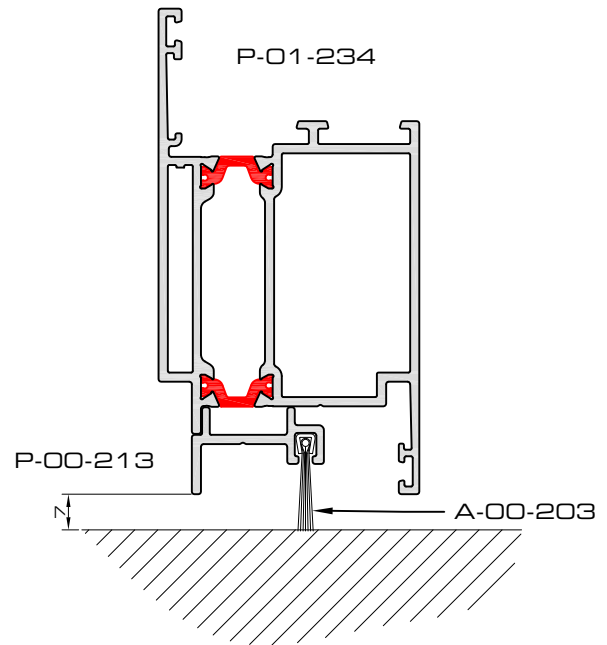
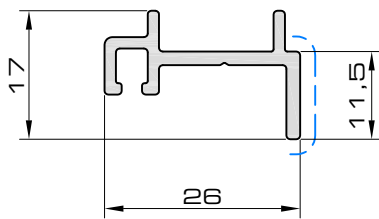
## P-00-208



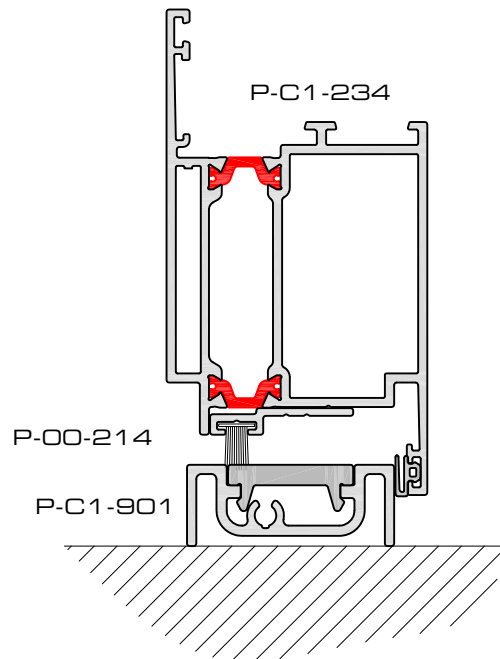
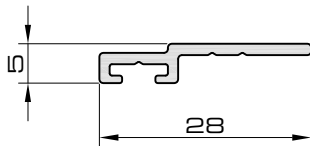
prof19



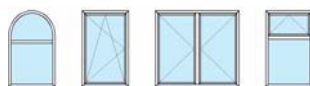
## P-00-213



## P-00-214



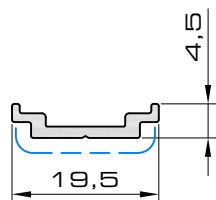
prof38



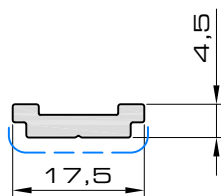
# Apollo P01

profielen ■ profils ■ profiles

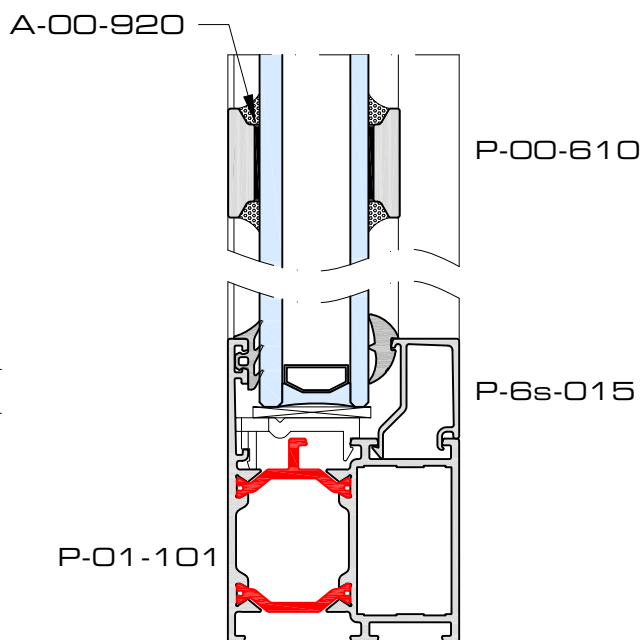
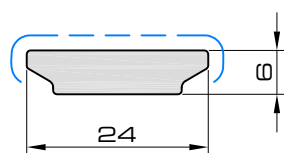
## P-00-601



## P-00-602



## P-00-610

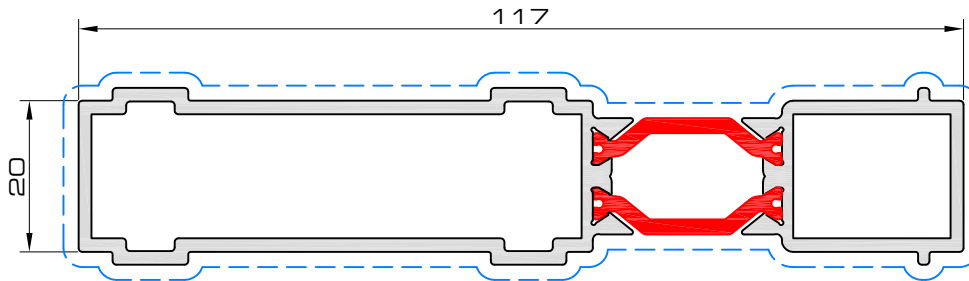


prof29



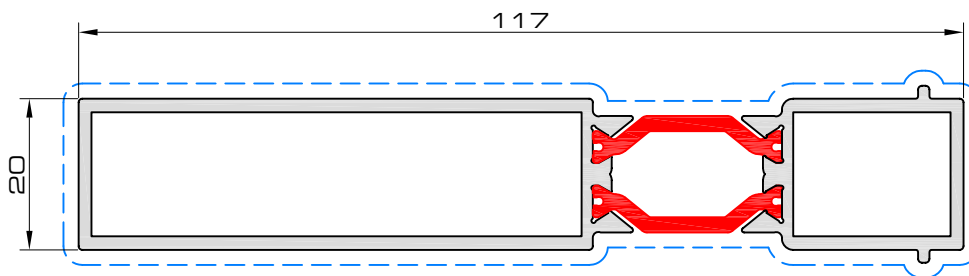


## P-00-511



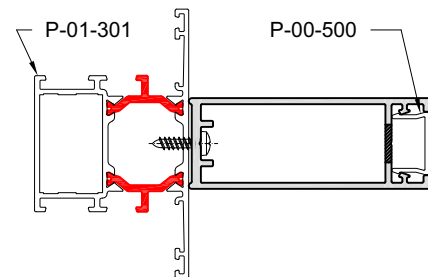
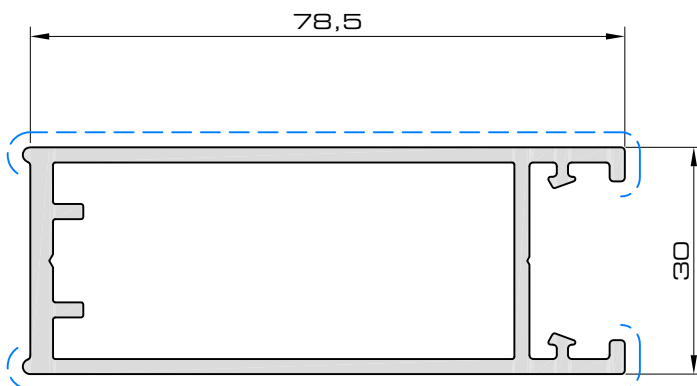
	$I_x = 72.51\text{cm}^4$
	$I_y = 3.65\text{cm}^4$
	$W_x = 12.39\text{cm}^3$
	$W_y = 3.12\text{cm}^3$

## P-00-512



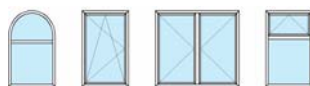
	$I_x = 69.49\text{cm}^4$
	$I_y = 3.21\text{cm}^4$
	$W_x = 11.65\text{cm}^3$
	$W_y = 2.74\text{cm}^3$

## P-00-515

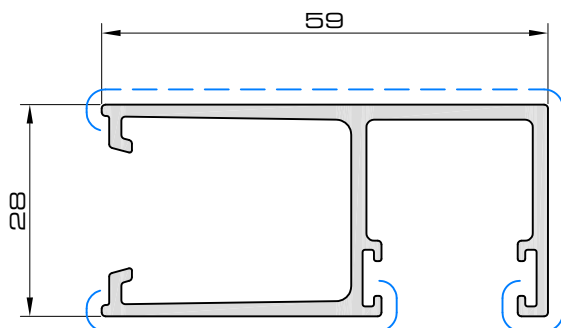


	$I_x = 35.37\text{cm}^4$
	$I_y = 7.34\text{cm}^4$
	$W_x = 8.35\text{cm}^3$
	$W_y = 4.89\text{cm}^3$

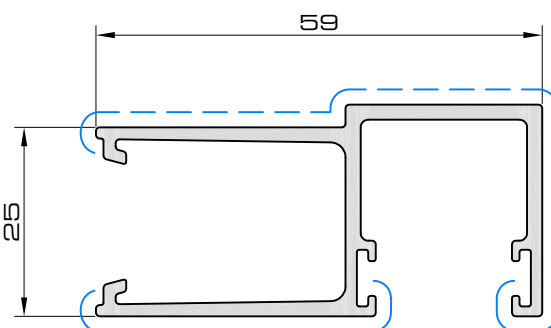
prof20



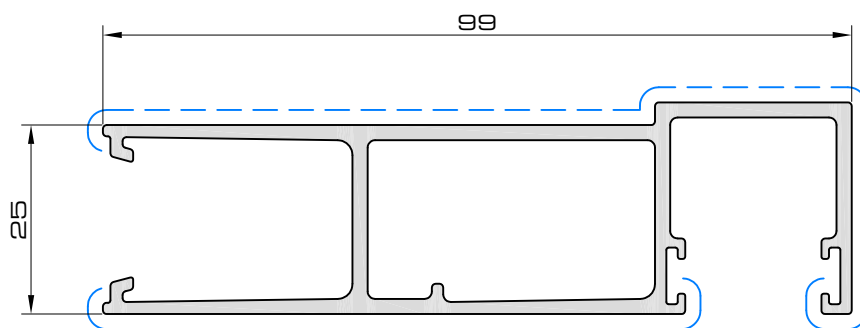
### P-00-703



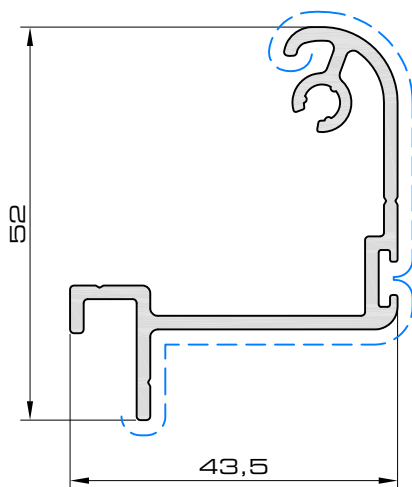
### P-00-704



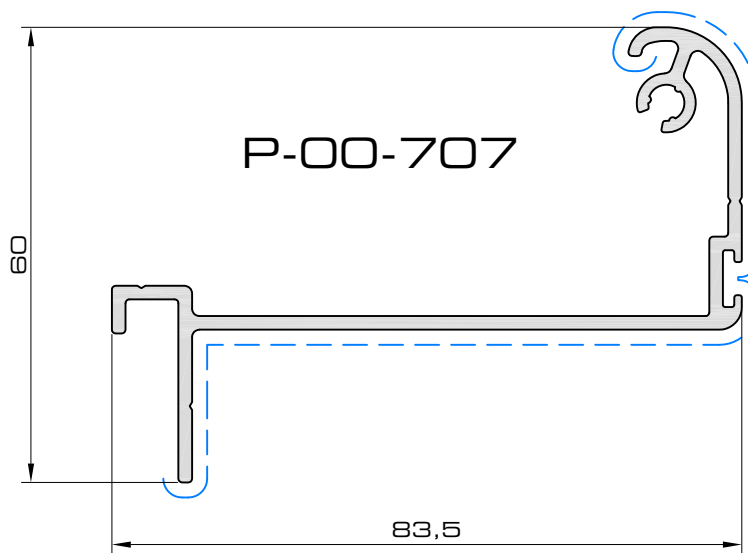
### P-00-706



### P-00-705



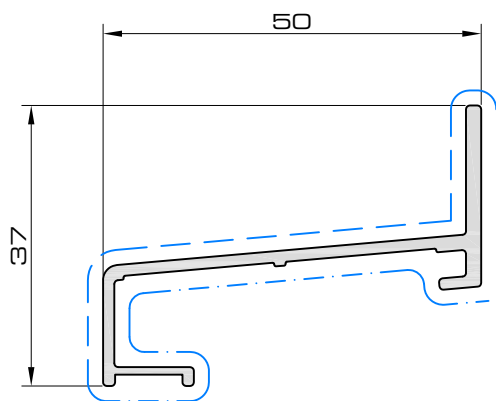
### P-00-707



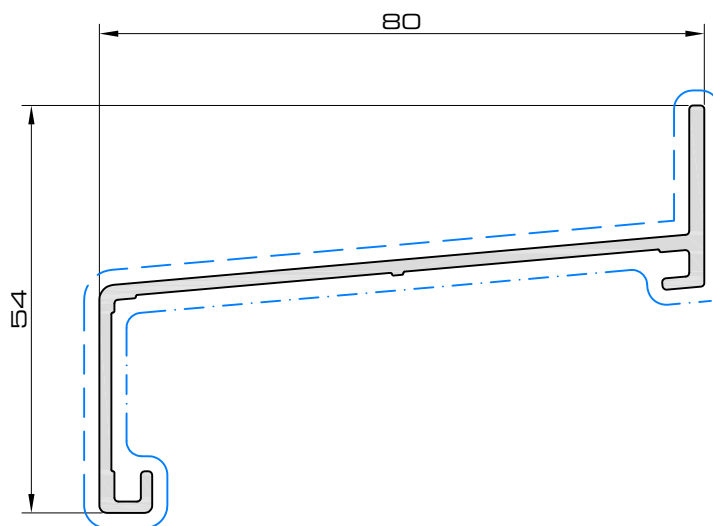
prof28



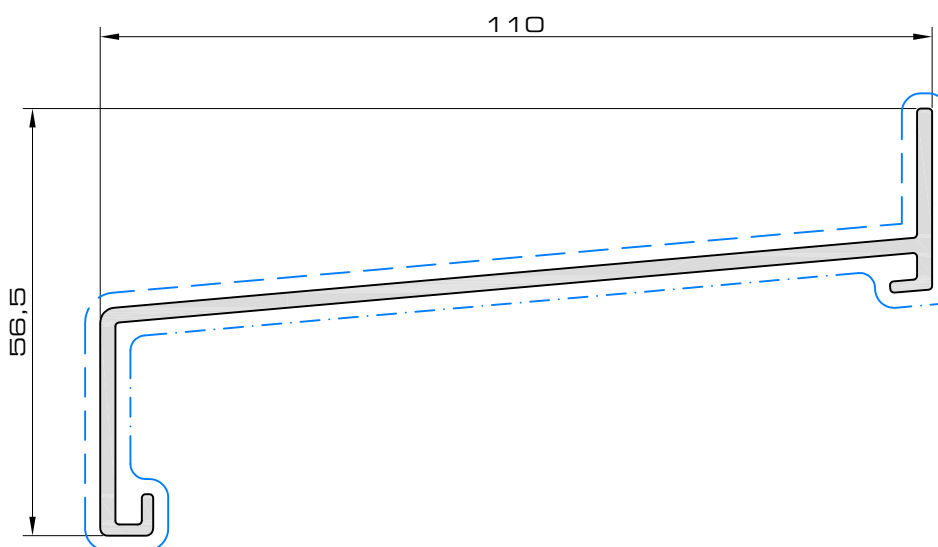
## P-00-720



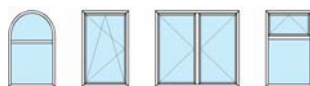
## P-00-721



## P-00-722



prof8



# Apollo P01

profielen ■ profils ■ profiles

P-00-723

140


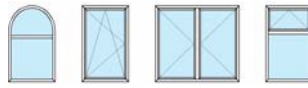
59

P-00-724

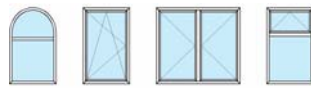
170

62

prof9



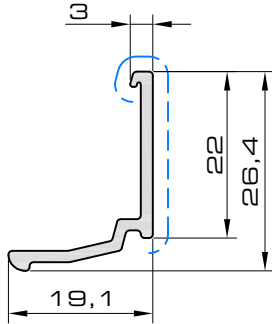
prof10



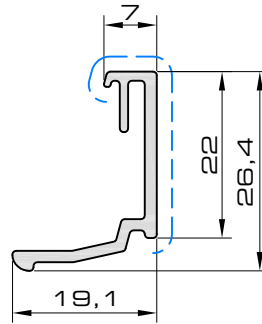
# Apollo P01

profielen ■ profils ■ profiles

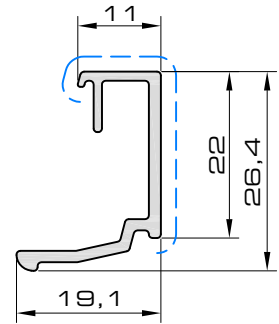
P-6s-003



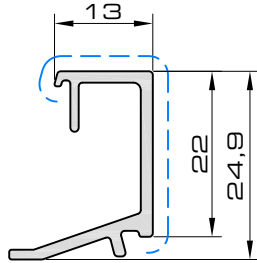
P-6s-007



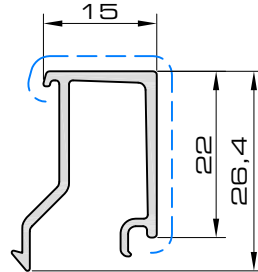
P-6s-011



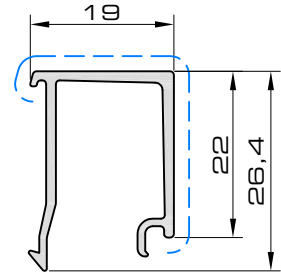
P-6s-013



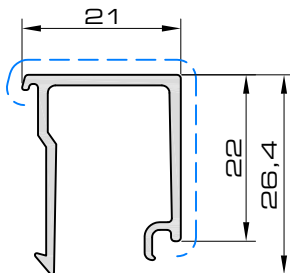
P-6s-015



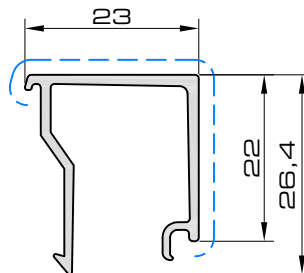
P-6s-019



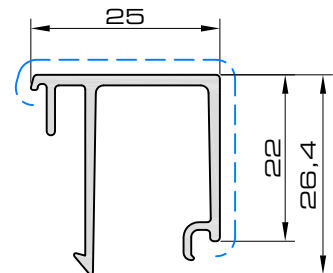
P-6s-021



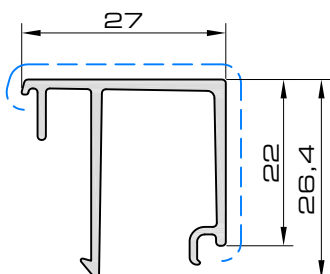
P-6s-023



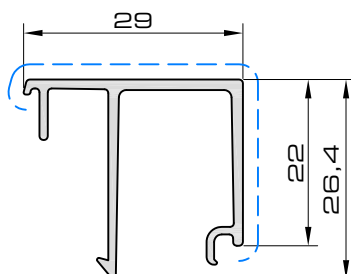
P-6s-025



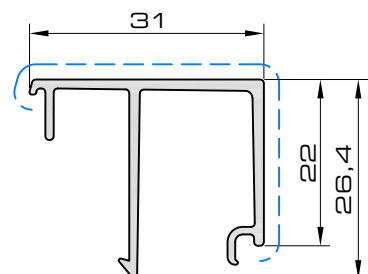
P-6s-027



P-6s-029

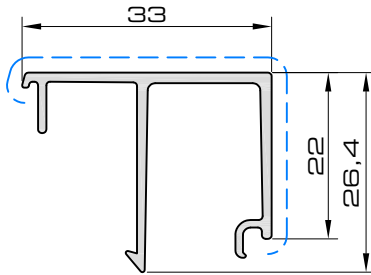


P-6s-031

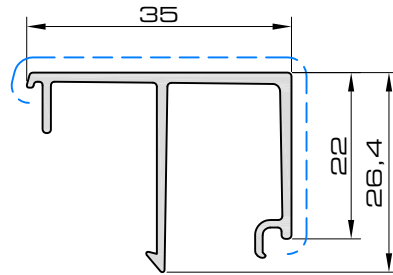




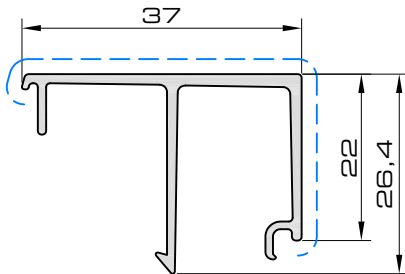
## P-6s-033



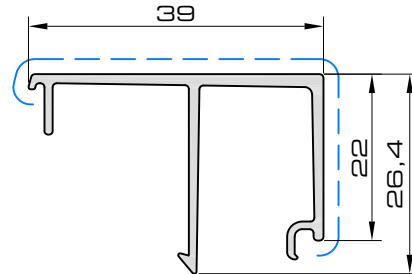
## P-6s-035



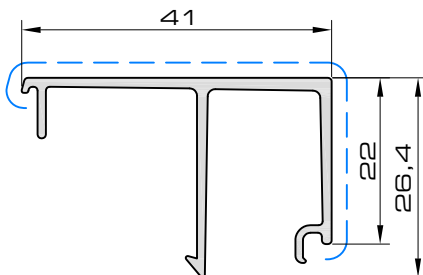
## P-6s-037



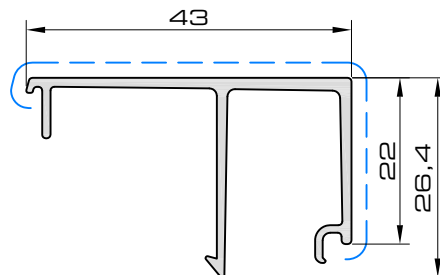
## P-6s-039



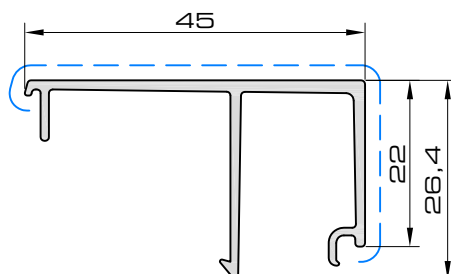
## P-6s-041

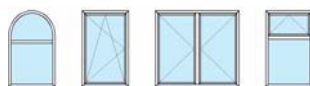


## P-6s-043



## P-6s-045

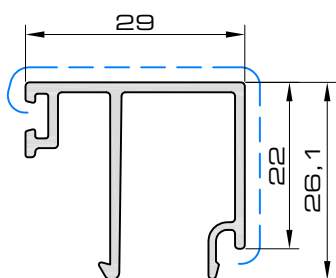




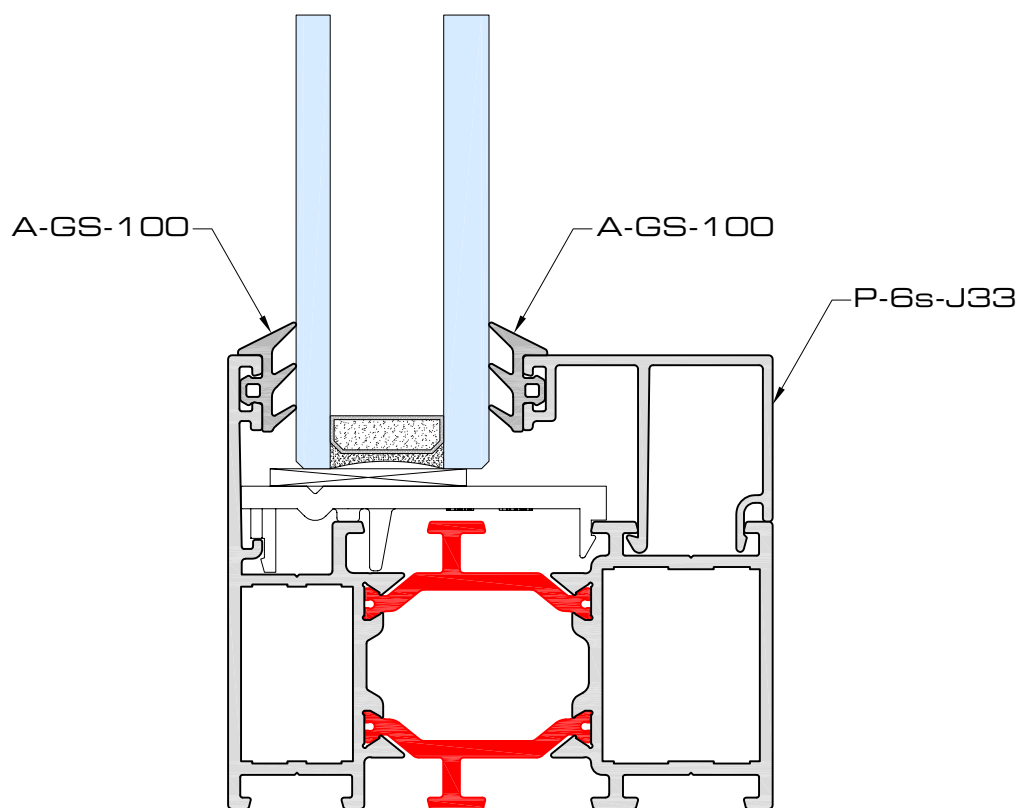
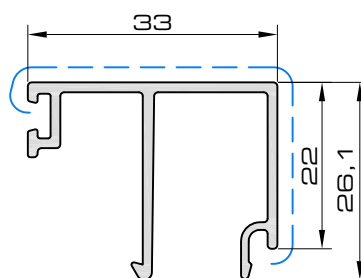
# Apollo P01

profielen ■ profils ■ profiles

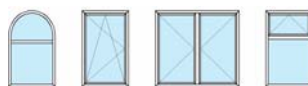
P-6s-J29



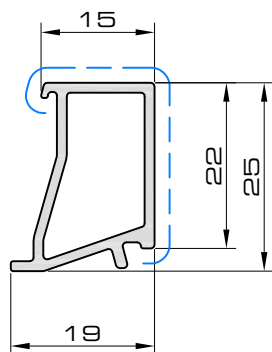
P-6s-J33



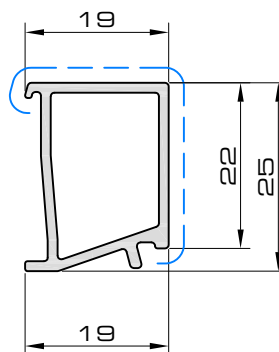




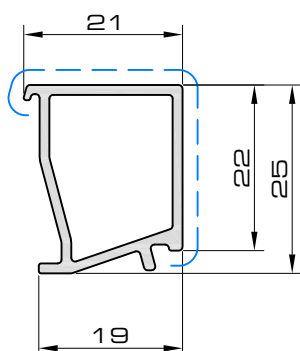
## P-6b-015



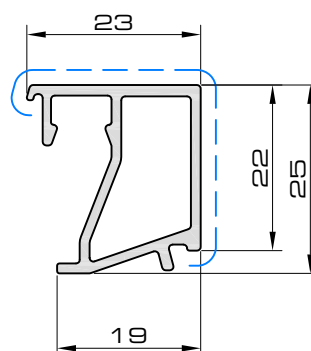
## P-6b-019



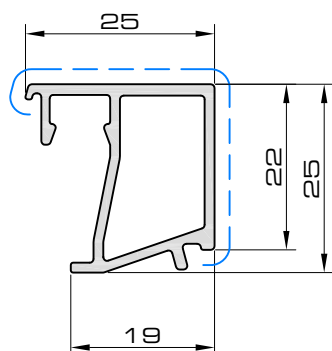
## P-6b-021



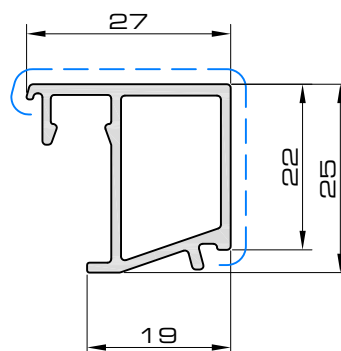
## P-6b-023

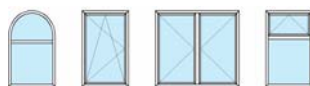


## P-6b-025



## P-6b-027

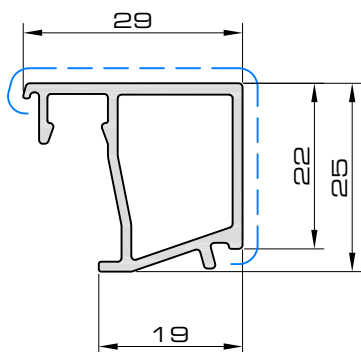




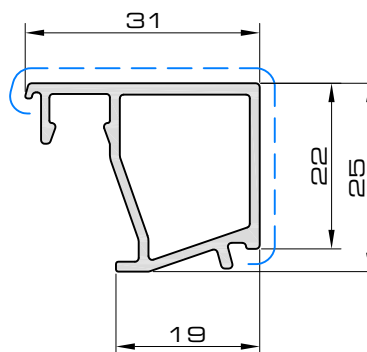
# Apollo P01

profielen ■ profils ■ profiles

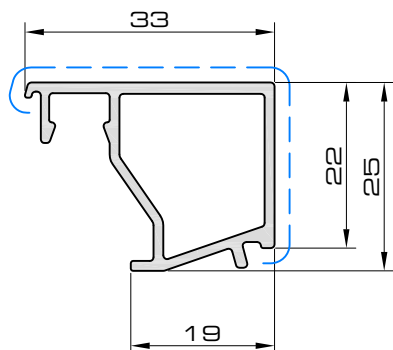
### P-6b-029



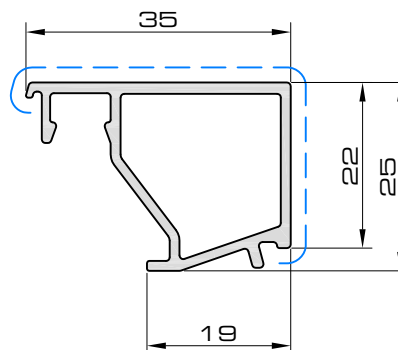
### P-6b-031



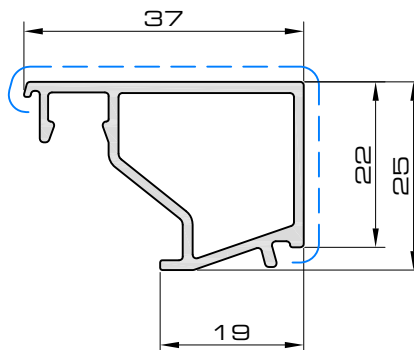
### P-6b-033



### P-6b-035

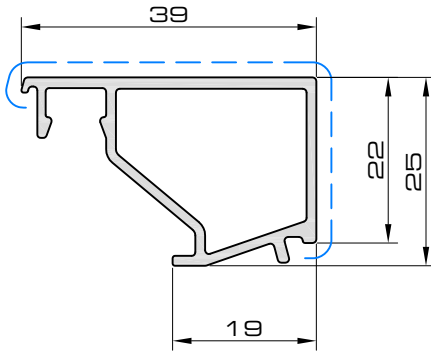


### P-6b-037

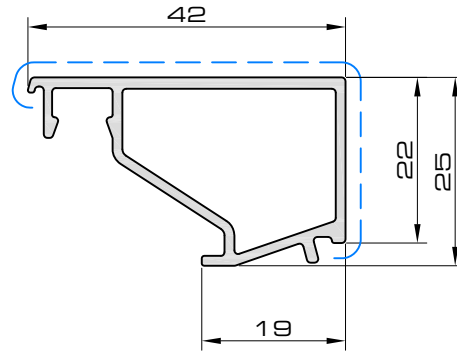




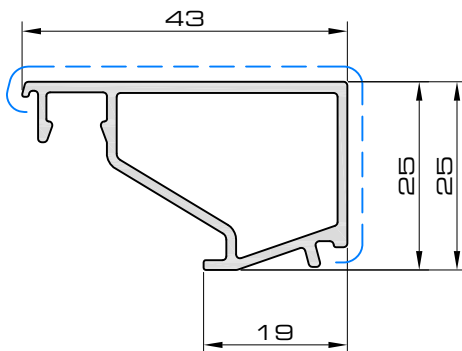
## P-6b-039



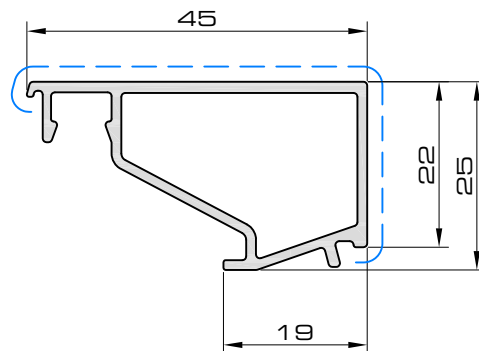
## P-6b-042



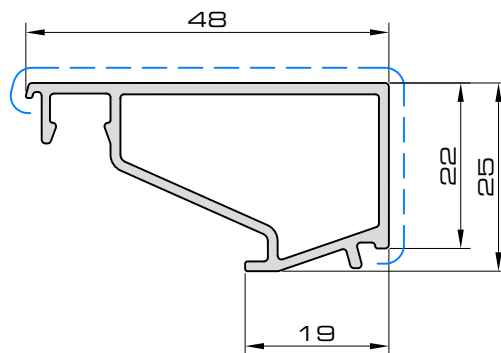
## P-6b-043

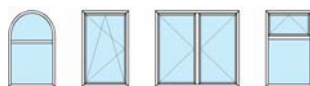


## P-6b-045



## P-6b-048



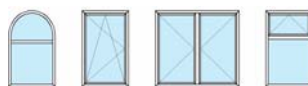


# Apollo P01







profilen ■ profils ■ profiles



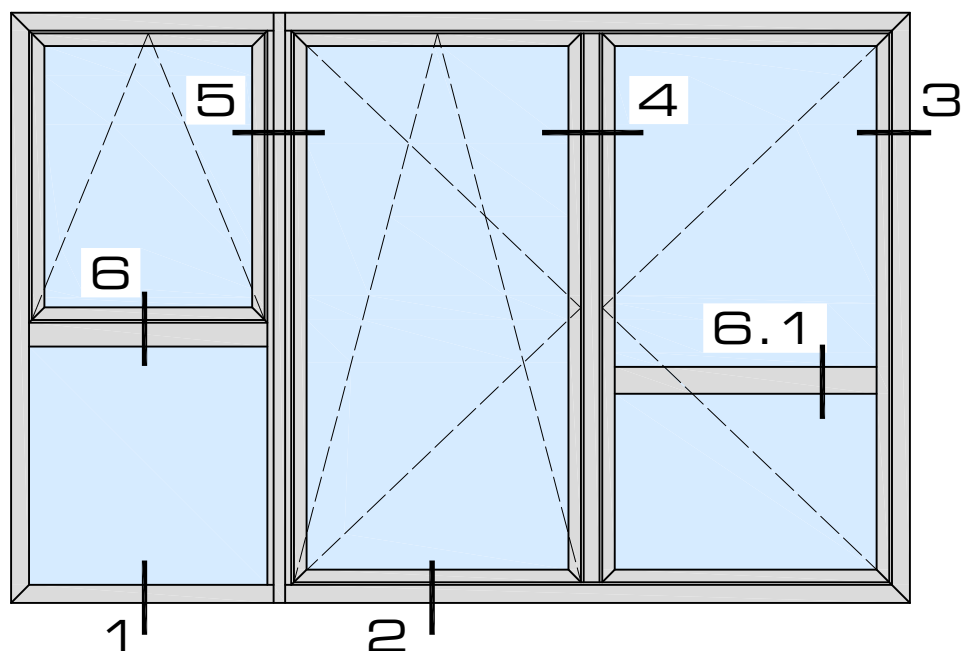
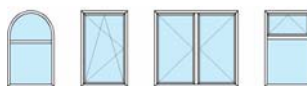
	of / ou / or			of / ou / or	
4	P-6s-035	P-6b-035	A-GS-305	A-GS-100	A-GS-110
5	P-6s-035	P-6b-035	A-GS-304	A-GS-100	A-GS-110
6	P-6s-033	P-6b-033	A-GS-305	A-GS-100	A-GS-110
7	P-6s-033	P-6b-033	A-GS-304	A-GS-100	A-GS-110
8	P-6s-031	P-6b-031	A-GS-305	A-GS-100	A-GS-110
9	P-6s-031	P-6b-031	A-GS-304	A-GS-100	A-GS-110
10	P-6s-029	P-6b-029	A-GS-305	A-GS-100	A-GS-110
11	P-6s-029	P-6b-029	A-GS-304	A-GS-100	A-GS-110
12	P-6s-027	P-6b-027	A-GS-305	A-GS-100	A-GS-110
13	P-6s-027	P-6b-027	A-GS-304	A-GS-100	A-GS-110
14	P-6s-025	P-6b-025	A-GS-305	A-GS-100	A-GS-110
15	P-6s-025	P-6b-025	A-GS-304	A-GS-100	A-GS-110
16	P-6s-023	P-6b-023	A-GS-305	A-GS-100	A-GS-110
17	P-6s-023	P-6b-023	A-GS-304	A-GS-100	A-GS-110
18	P-6s-021	P-6b-021	A-GS-305	A-GS-100	A-GS-110
19	P-6s-021	P-6b-021	A-GS-304	A-GS-100	A-GS-110
20	P-6s-019	P-6b-019	A-GS-305	A-GS-100	A-GS-110
21	P-6s-019	P-6b-019	A-GS-304	A-GS-100	A-GS-110
22	P-6s-015	P-6b-015	A-GS-308	A-GS-100	A-GS-110
23	P-6s-015	P-6b-015	A-GS-306	A-GS-100	A-GS-110
24	P-6s-015	P-6b-015	A-GS-305	A-GS-100	A-GS-110
25	P-6s-015	P-6b-015	A-GS-304	A-GS-100	A-GS-110
26	P-6s-013		A-GS-305	A-GS-100	A-GS-110
27	P-6s-013		A-GS-304	A-GS-100	A-GS-110
28	P-6s-011		A-GS-305	A-GS-100	A-GS-110
29	P-6s-011		A-GS-304	A-GS-100	A-GS-110
30	P-6s-007		A-GS-308	A-GS-100	A-GS-110
31	P-6s-007		A-GS-306	A-GS-100	A-GS-110
32	P-6s-007		A-GS-305	A-GS-100	A-GS-110
33	P-6s-007		A-GS-304	A-GS-100	A-GS-110
34	P-6s-003		A-GS-308	A-GS-100	A-GS-110
35	P-6s-003		A-GS-306	A-GS-100	A-GS-110
36	P-6s-003		A-GS-305	A-GS-100	A-GS-110
37	P-6s-003		A-GS-304	A-GS-100	A-GS-110



**Variant!** Planea

	 of / ou / or 		 of / ou / or 
4	P-6s-045 P-6b-045	A-GS-304	A-GS-100 A-GS-110
5	P-6s-043 P-6b-043	A-GS-305	A-GS-100 A-GS-110
6	P-6s-043 P-6b-043	A-GS-304	A-GS-100 A-GS-110
7	P-6s-041 P-6b-042	A-GS-304	A-GS-100 A-GS-110
	P-6s-041	A-GS-305	A-GS-100 A-GS-110
8	P-6s-041 P-6b-039	A-GS-306	A-GS-100 A-GS-110
	P-6s-041	A-GS-304	A-GS-100 A-GS-110
9	P-6s-039 P-6b-039	A-GS-305	A-GS-100 A-GS-110
10	P-6s-039 P-6b-039	A-GS-304	A-GS-100 A-GS-110
11	P-6s-037 P-6b-037	A-GS-305	A-GS-100 A-GS-110
12	P-6s-037 P-6b-037	A-GS-304	A-GS-100 A-GS-110
13	P-6s-035 P-6b-035	A-GS-305	A-GS-100 A-GS-110
14	P-6s-035 P-6b-035	A-GS-304	A-GS-100 A-GS-110
15	P-6s-033 P-6b-033	A-GS-305	A-GS-100 A-GS-110
16	P-6s-033 P-6b-033	A-GS-304	A-GS-100 A-GS-110
17	P-6s-031 P-6b-031	A-GS-305	A-GS-100 A-GS-110
18	P-6s-031 P-6b-031	A-GS-304	A-GS-100 A-GS-110
19	P-6s-029 P-6b-029	A-GS-305	A-GS-100 A-GS-110
20	P-6s-029 P-6b-029	A-GS-304	A-GS-100 A-GS-110
21	P-6s-027 P-6b-027	A-GS-305	A-GS-100 A-GS-110
22	P-6s-027 P-6b-027	A-GS-304	A-GS-100 A-GS-110
23	P-6s-025 P-6b-025	A-GS-305	A-GS-100 A-GS-110
24	P-6s-025 P-6b-025	A-GS-304	A-GS-100 A-GS-110
25	P-6s-023 P-6b-023	A-GS-305	A-GS-100 A-GS-110
26	P-6s-023 P-6b-023	A-GS-304	A-GS-100 A-GS-110
27	P-6s-021 P-6b-021	A-GS-305	A-GS-100 A-GS-110
28	P-6s-021 P-6b-021	A-GS-304	A-GS-100 A-GS-110
29	P-6s-019 P-6b-019	A-GS-305	A-GS-100 A-GS-110
30	P-6s-019 P-6b-019	A-GS-304	A-GS-100 A-GS-110
31	P-6s-015 P-6b-015	A-GS-308	A-GS-100 A-GS-110
32	P-6s-015 P-6b-015	A-GS-306	A-GS-100 A-GS-110
33	P-6s-015 P-6b-015	A-GS-305	A-GS-100 A-GS-110
34	P-6s-015 P-6b-015	A-GS-304	A-GS-100 A-GS-110
35	P-6s-013	A-GS-305	A-GS-100 A-GS-110
36	P-6s-013	A-GS-304	A-GS-100 A-GS-110
37	P-6s-011	A-GS-305	A-GS-100 A-GS-110
38	P-6s-011	A-GS-304	A-GS-100 A-GS-110
39	P-6s-007	A-GS-308	A-GS-100 A-GS-110
40	P-6s-007	A-GS-306	A-GS-100 A-GS-110
41	P-6s-007	A-GS-305	A-GS-100 A-GS-110
42	P-6s-007	A-GS-304	A-GS-100 A-GS-110
43	P-6s-003	A-GS-308	A-GS-100 A-GS-110
44	P-6s-003	A-GS-306	A-GS-100 A-GS-110
45	P-6s-003	A-GS-305	A-GS-100 A-GS-110
46	P-6s-003	A-GS-304	A-GS-100 A-GS-110





1: p108

2: p112

3: p116

4: p118

5: p121

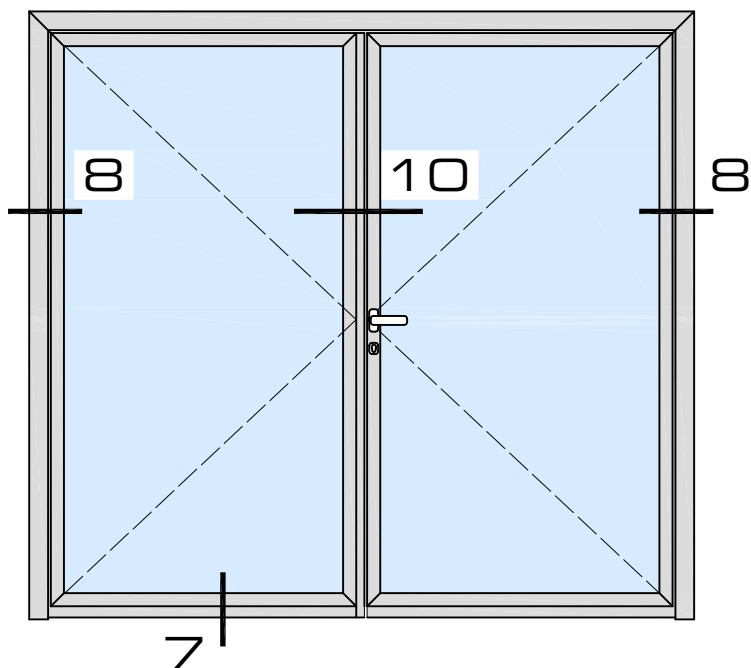
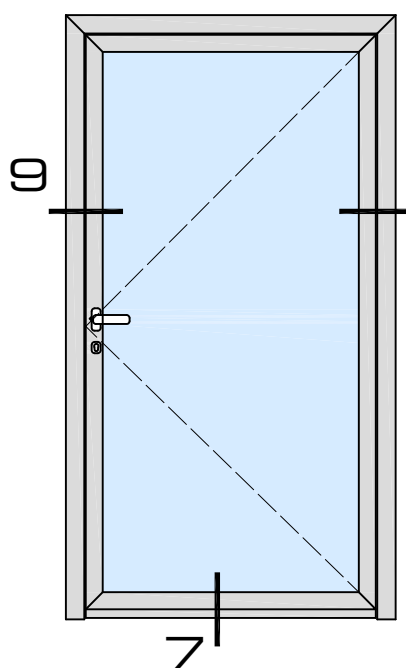
6: p123

7: p128

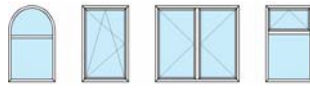
8: p133

9: p136

10: p139

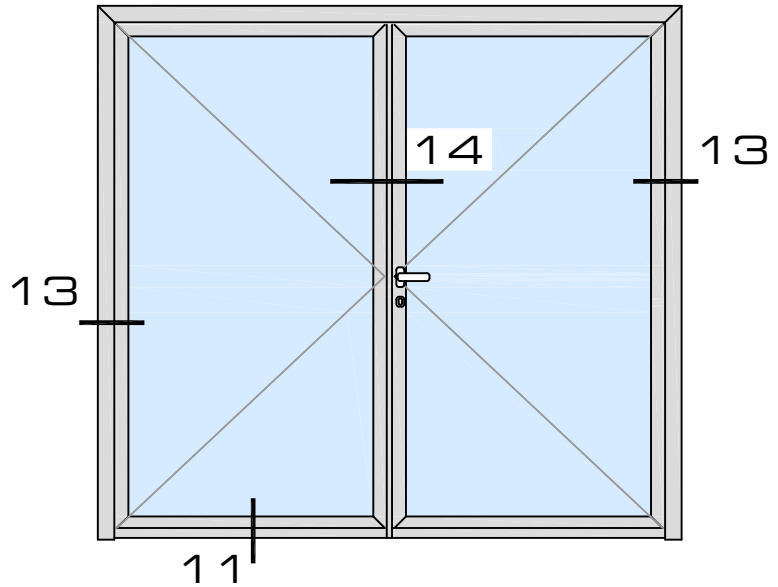
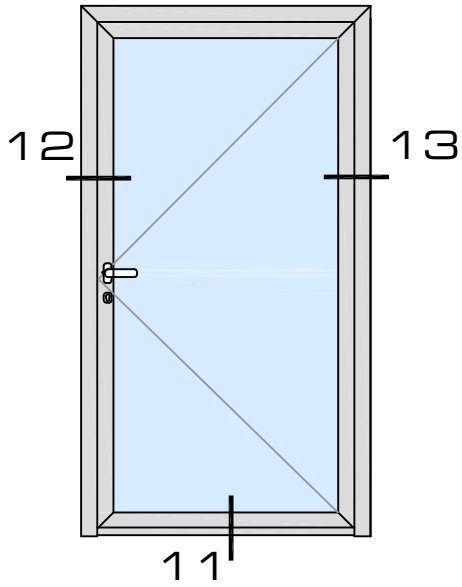


overzicht



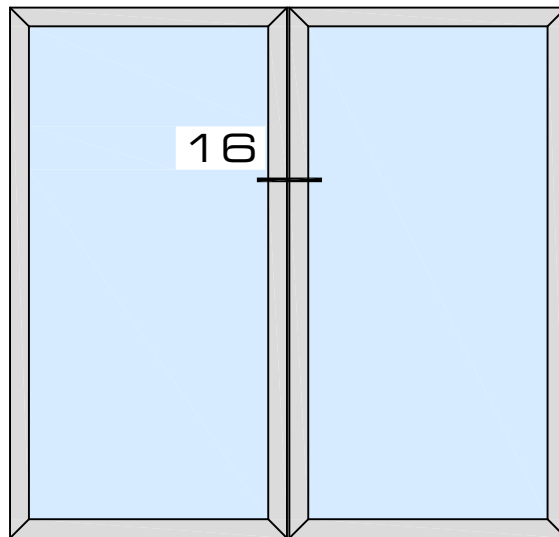
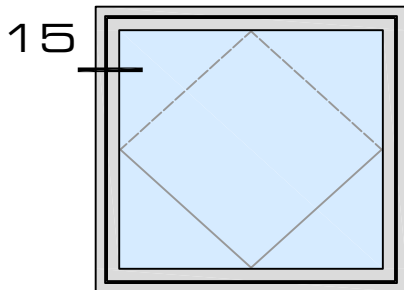
# Apollo P01

doorsneden ■ coupes ■ sections



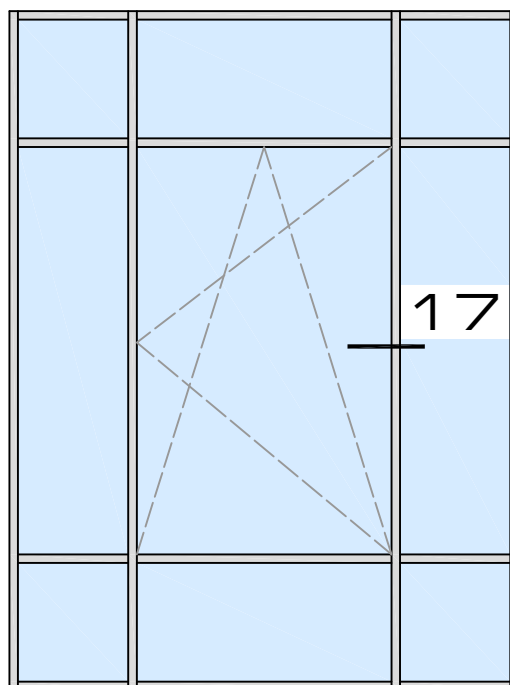
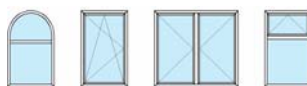
11: p141  
12: p145  
13: p148  
14: p151

15: p153  
16: p154



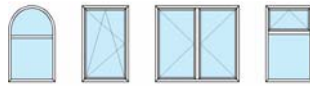
overzicht





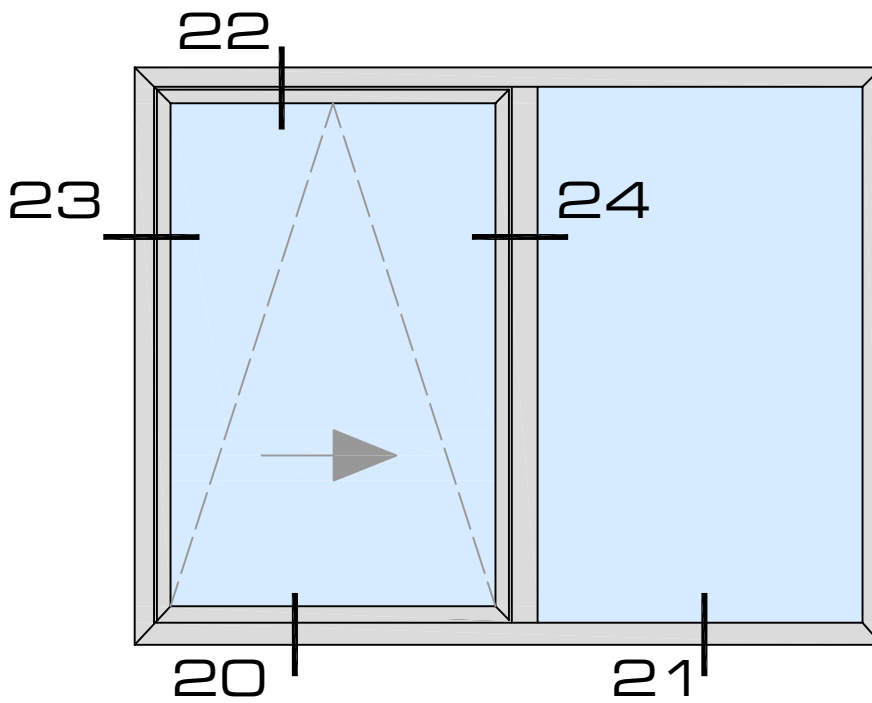
17: p155

overzicht



# Apollo P01

doorsneden ■ coupes ■ sections



20: p156

21: p157

22: p158

23: p159

24: p160

overzicht

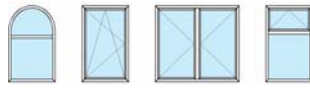
# Apollo P01



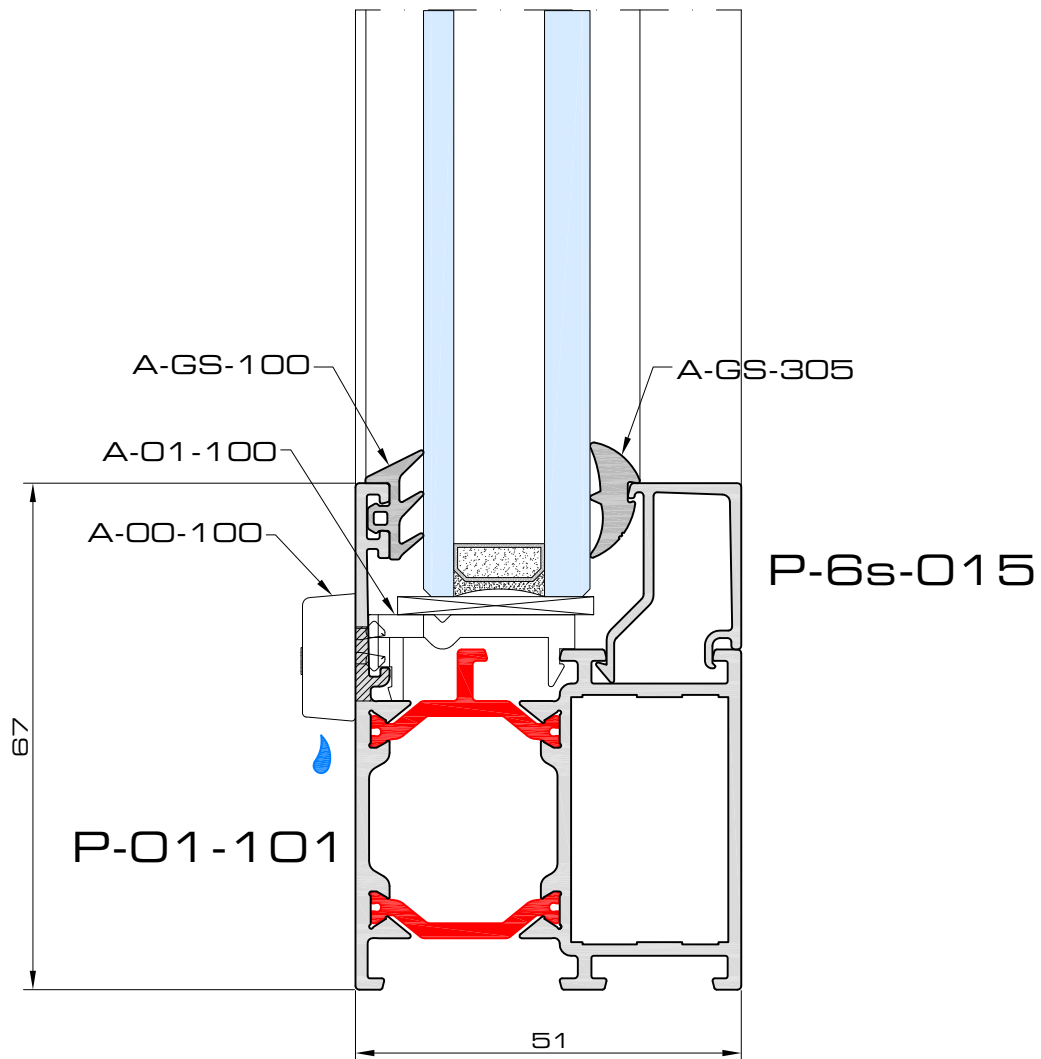
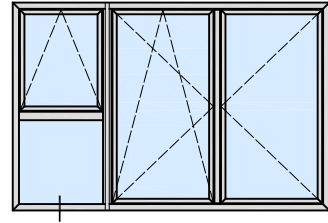
doorsneden ■ coupes ■ sections

# 1a

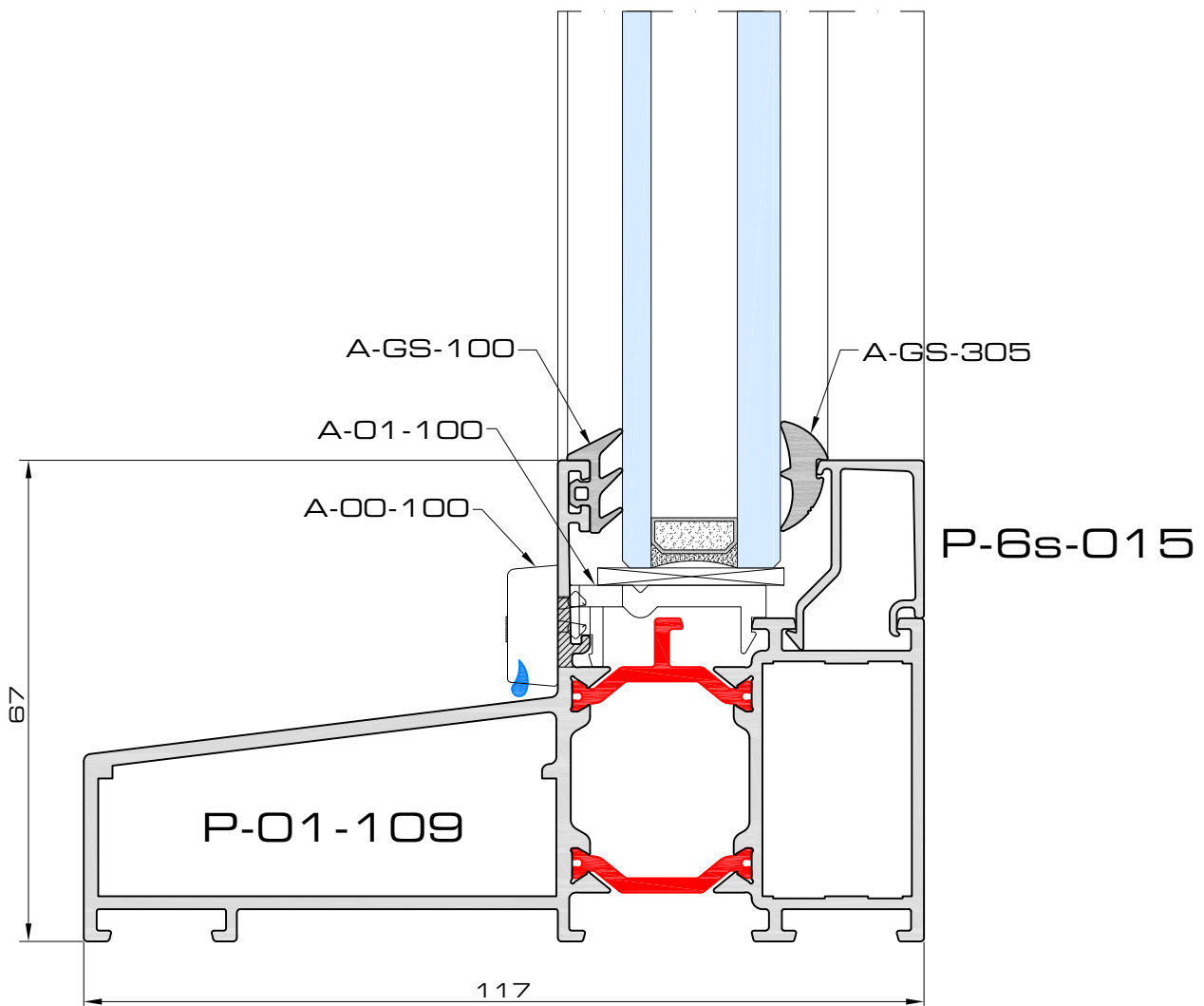
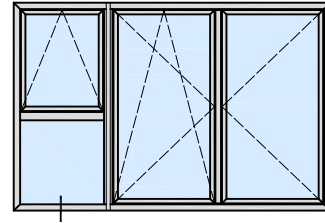
doorsneden ■ coupes ■ sections



# Apollo P01



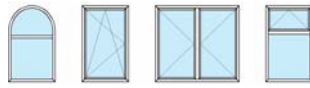
door1a



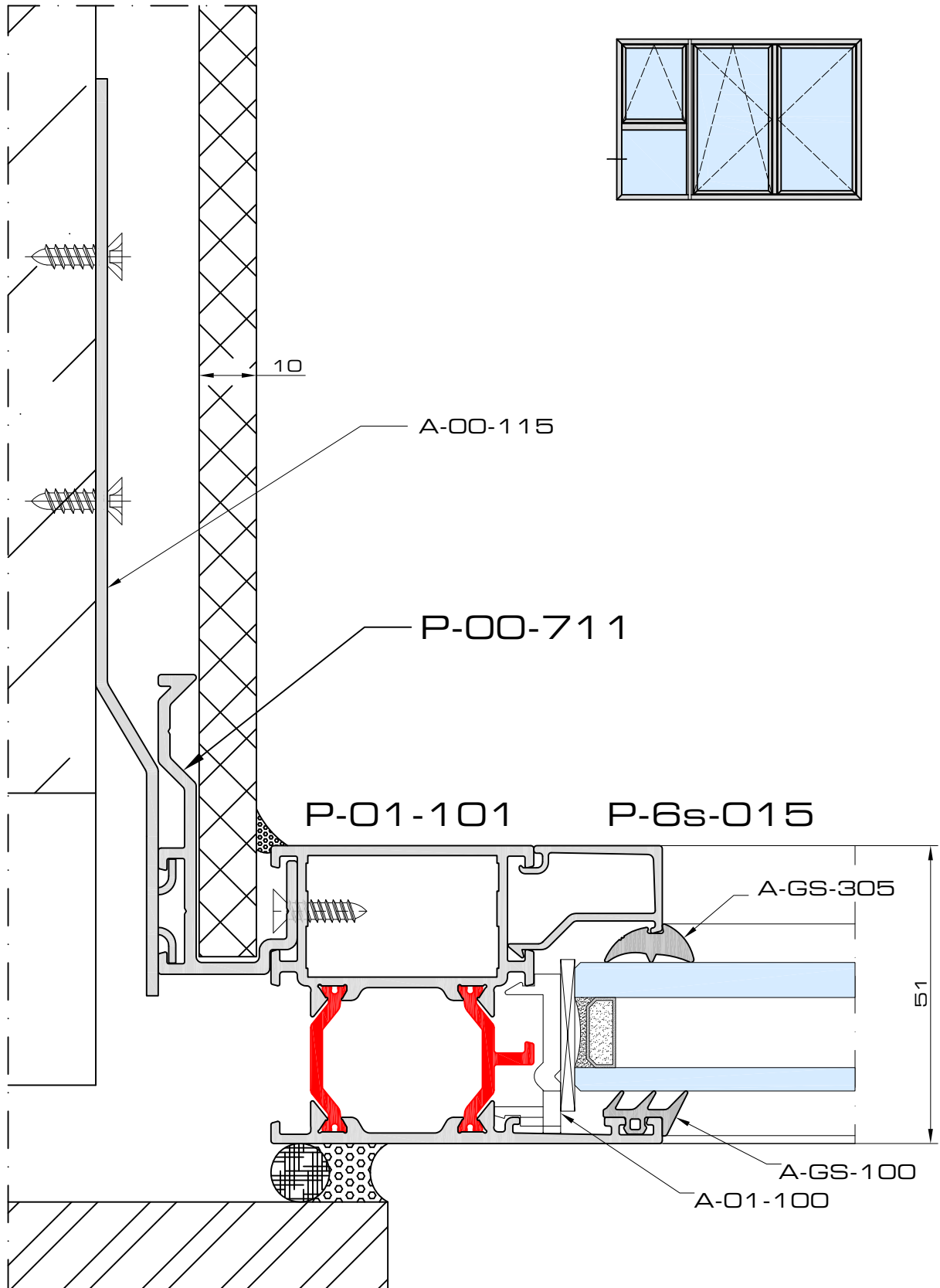
door1b

# 1c

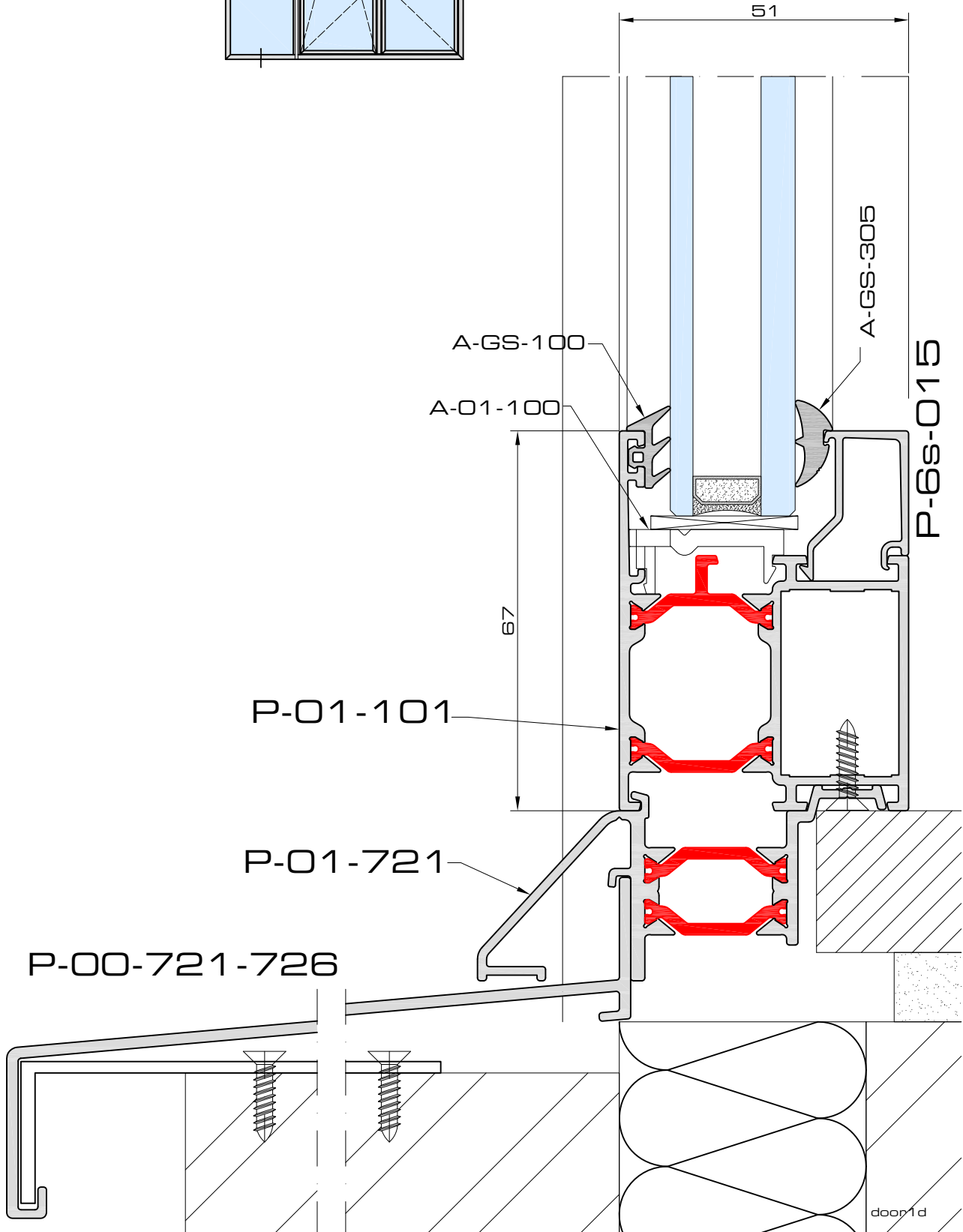
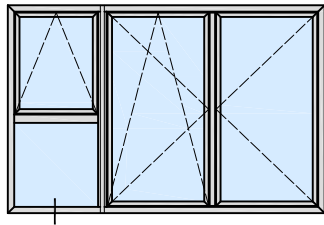
doorsneden ■ coupes ■ sections



## Apollo P01

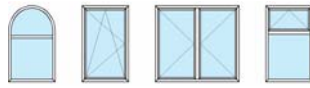


door1c

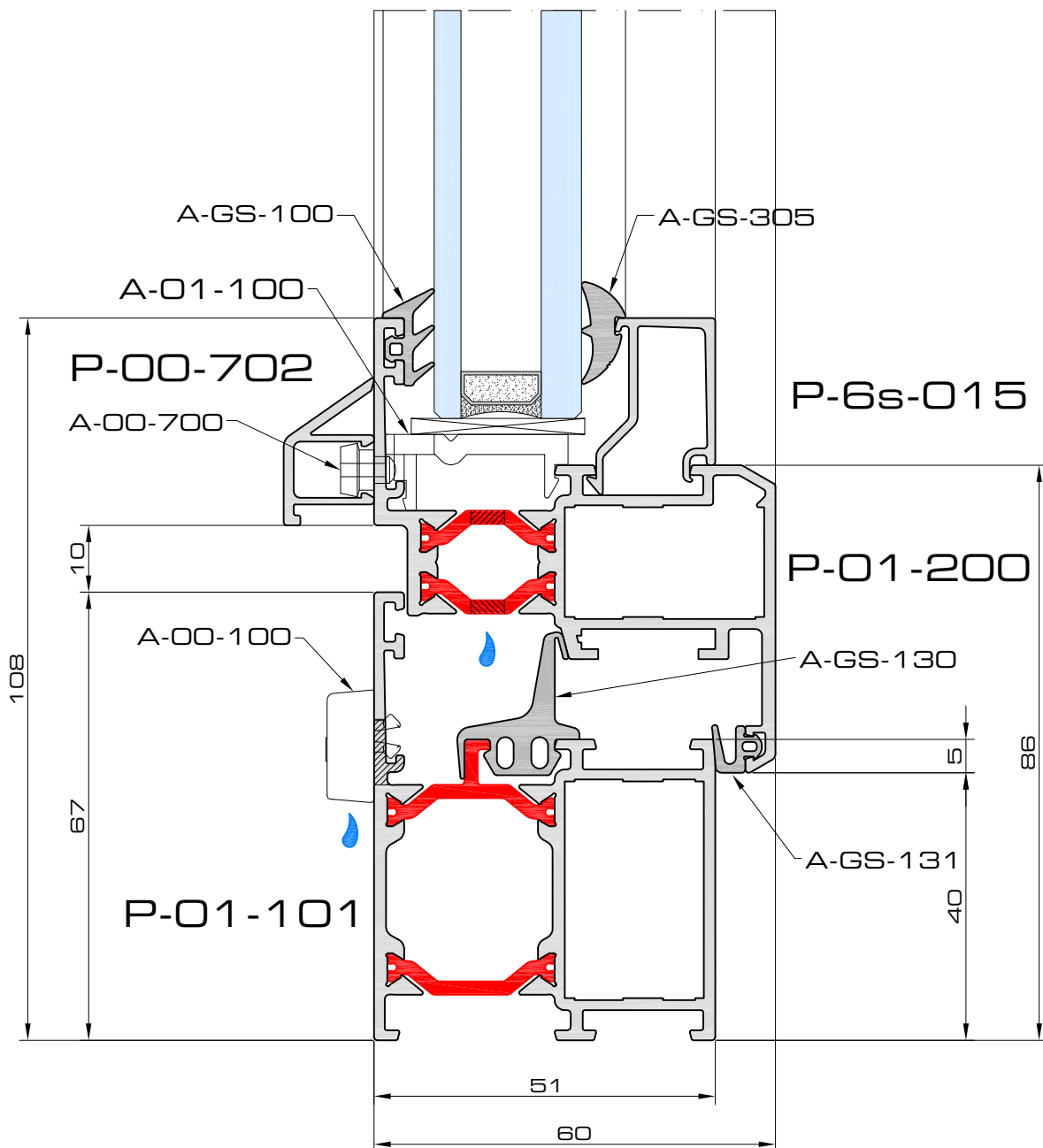
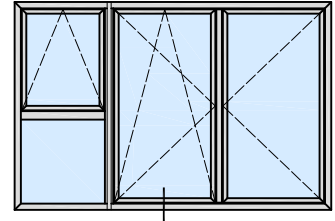


# 2a

doorsneden ■ coupes ■ sections



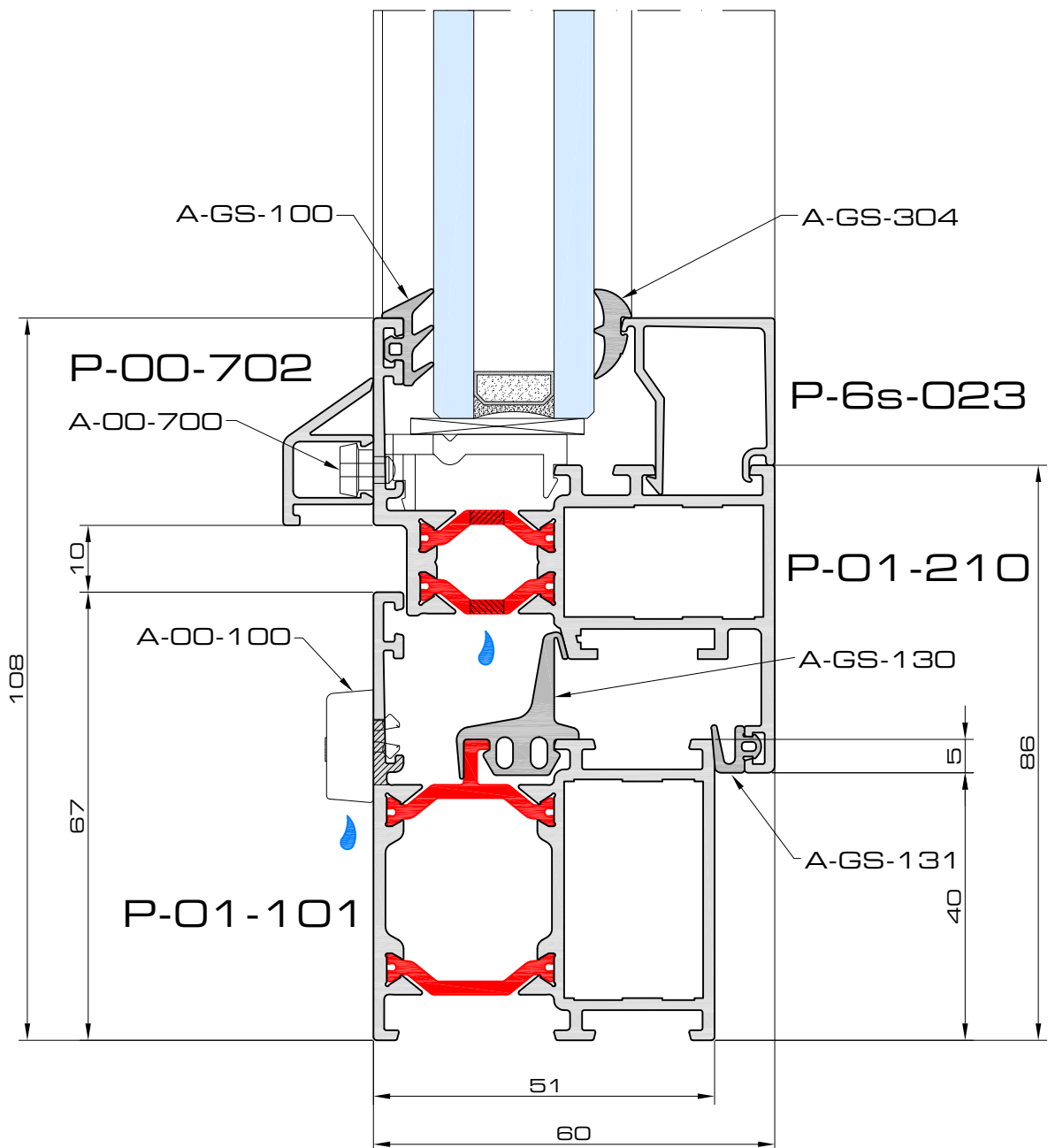
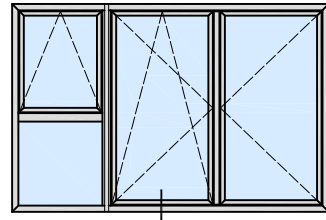
## Apollo P01



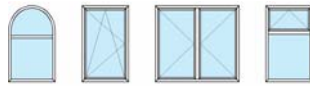




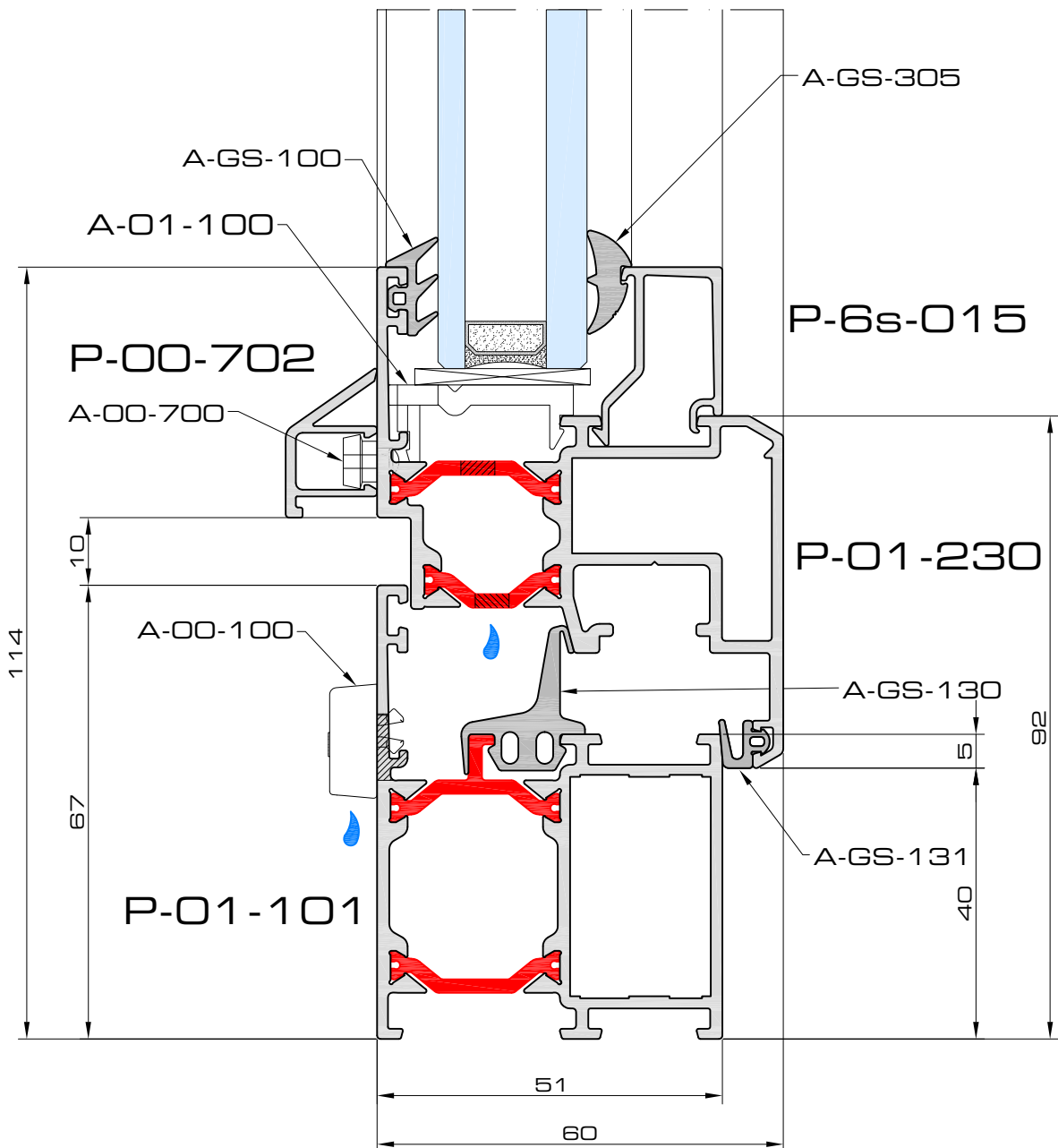
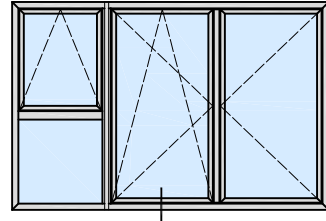
**Variant!** Planea



door2b



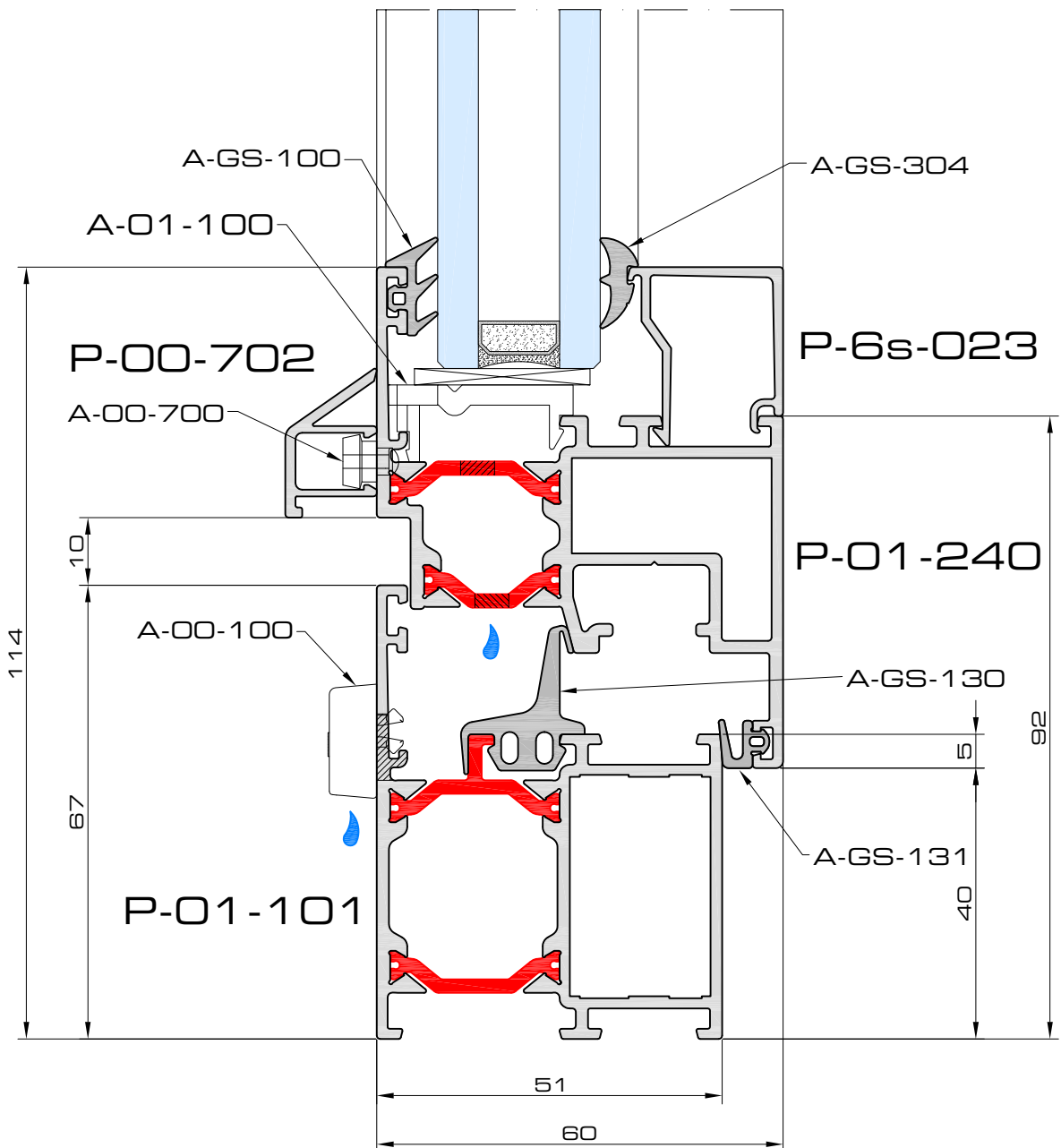
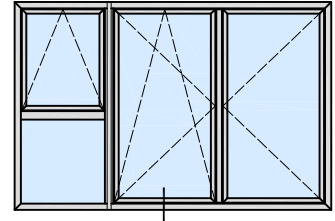
**Variant!**  
PVC-nut



door2c

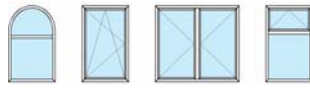


**Variant!** PVC-nut

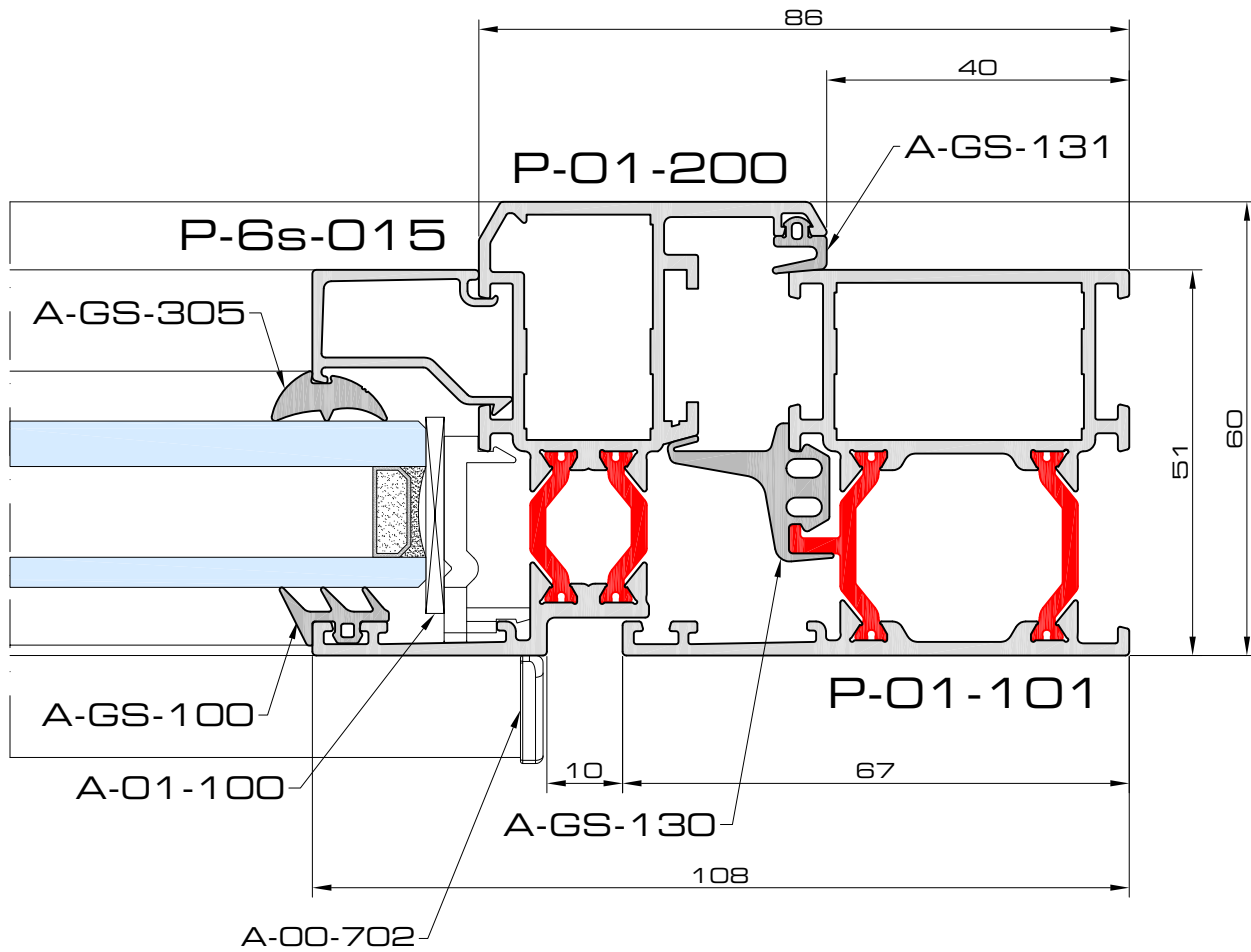
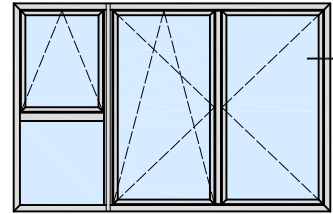


# 3a

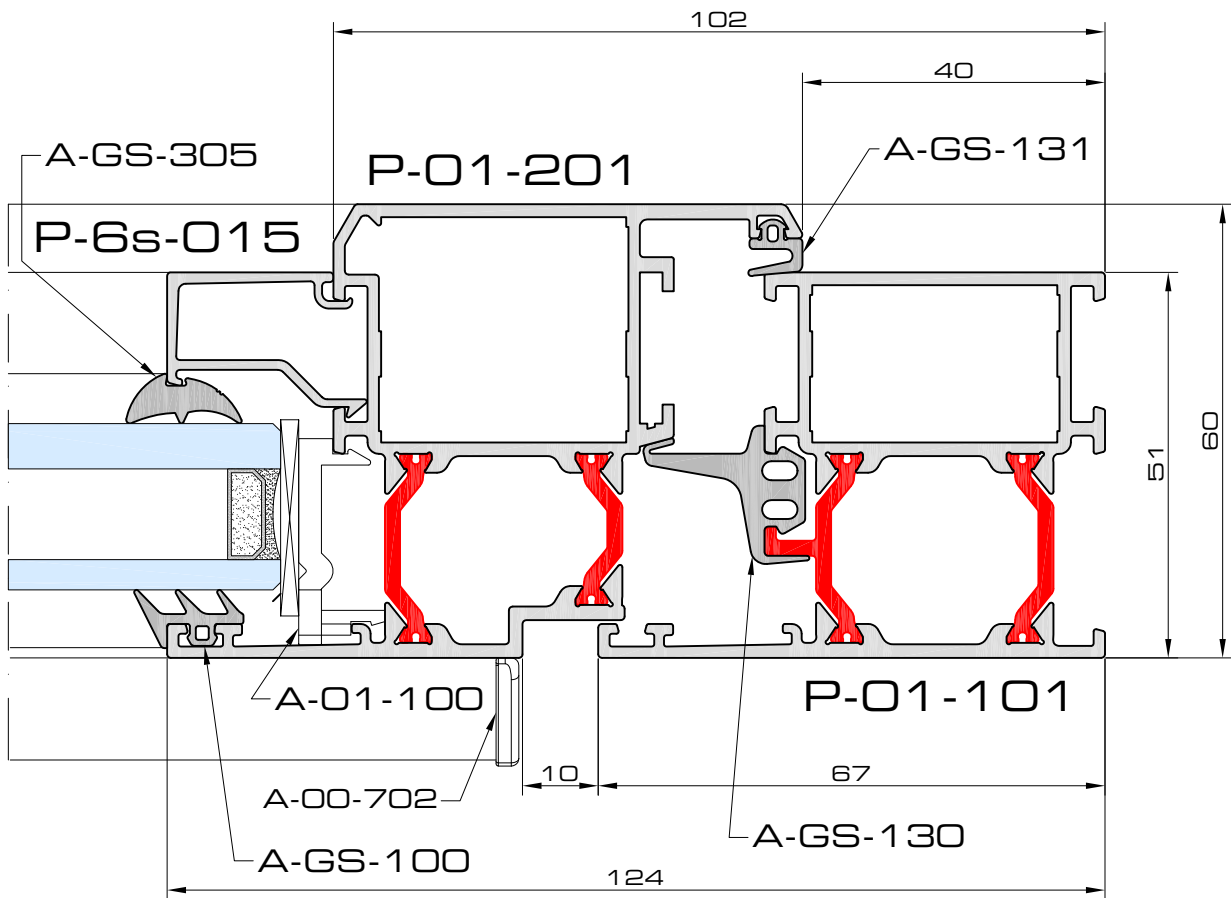
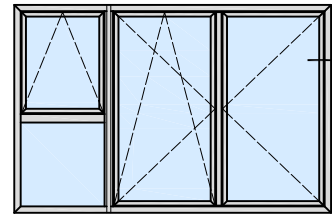
doorsneden ■ coupes ■ sections



## Apollo P01



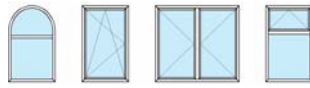
door3



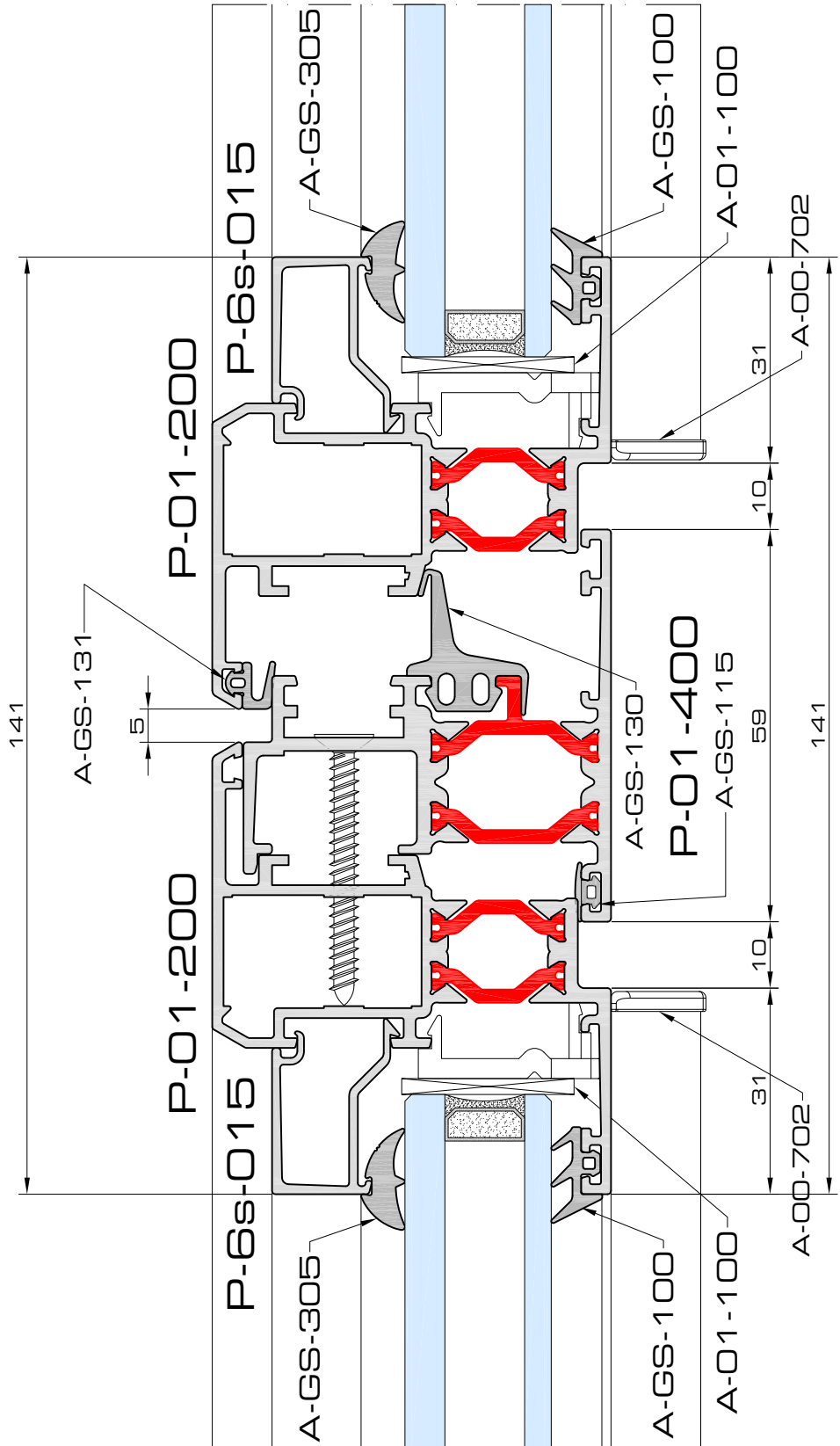
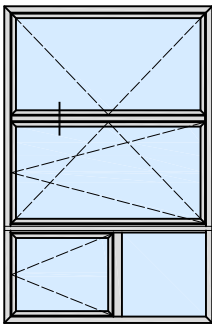
door3b

# 4a

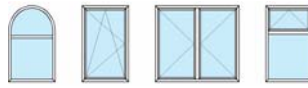
doorsneden ■ coupes ■ sections



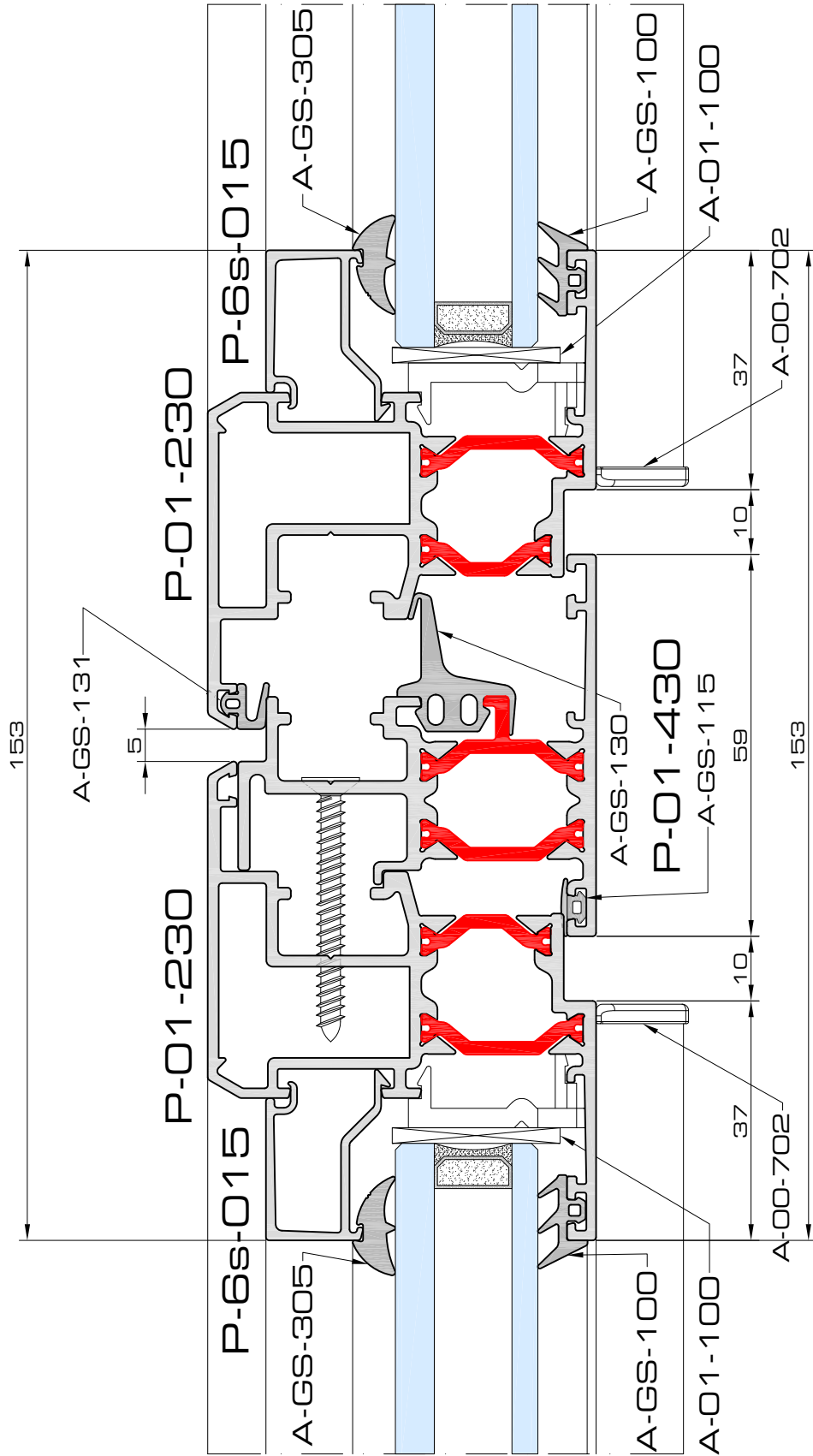
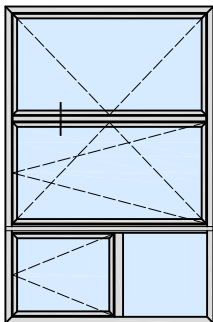
## Apollo P01



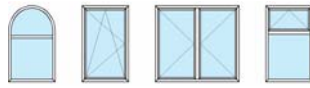
door4



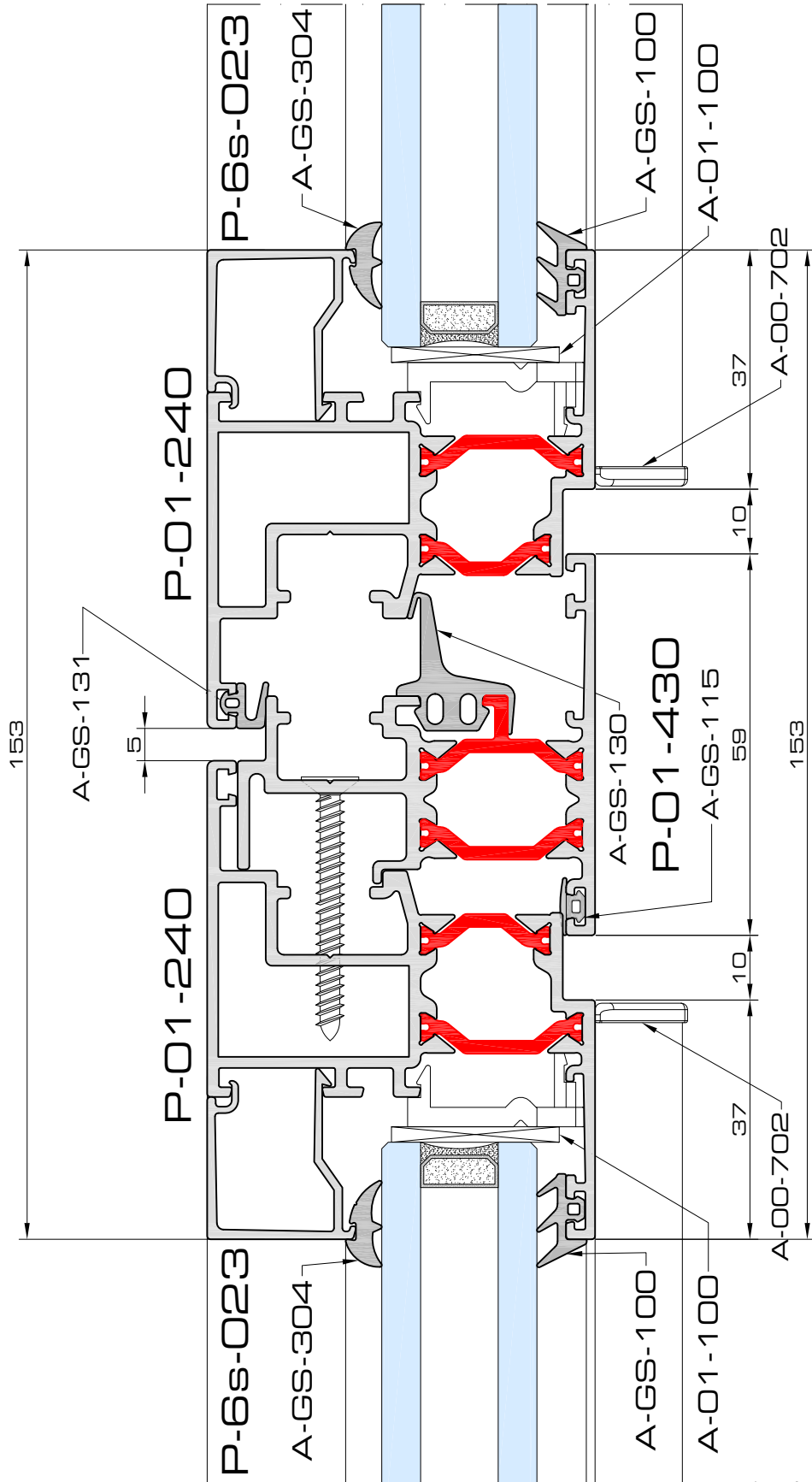
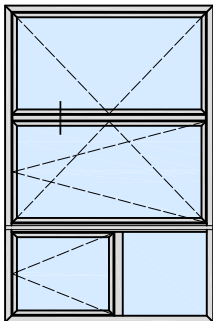
**Variante!**  
PVC-nut



door4b

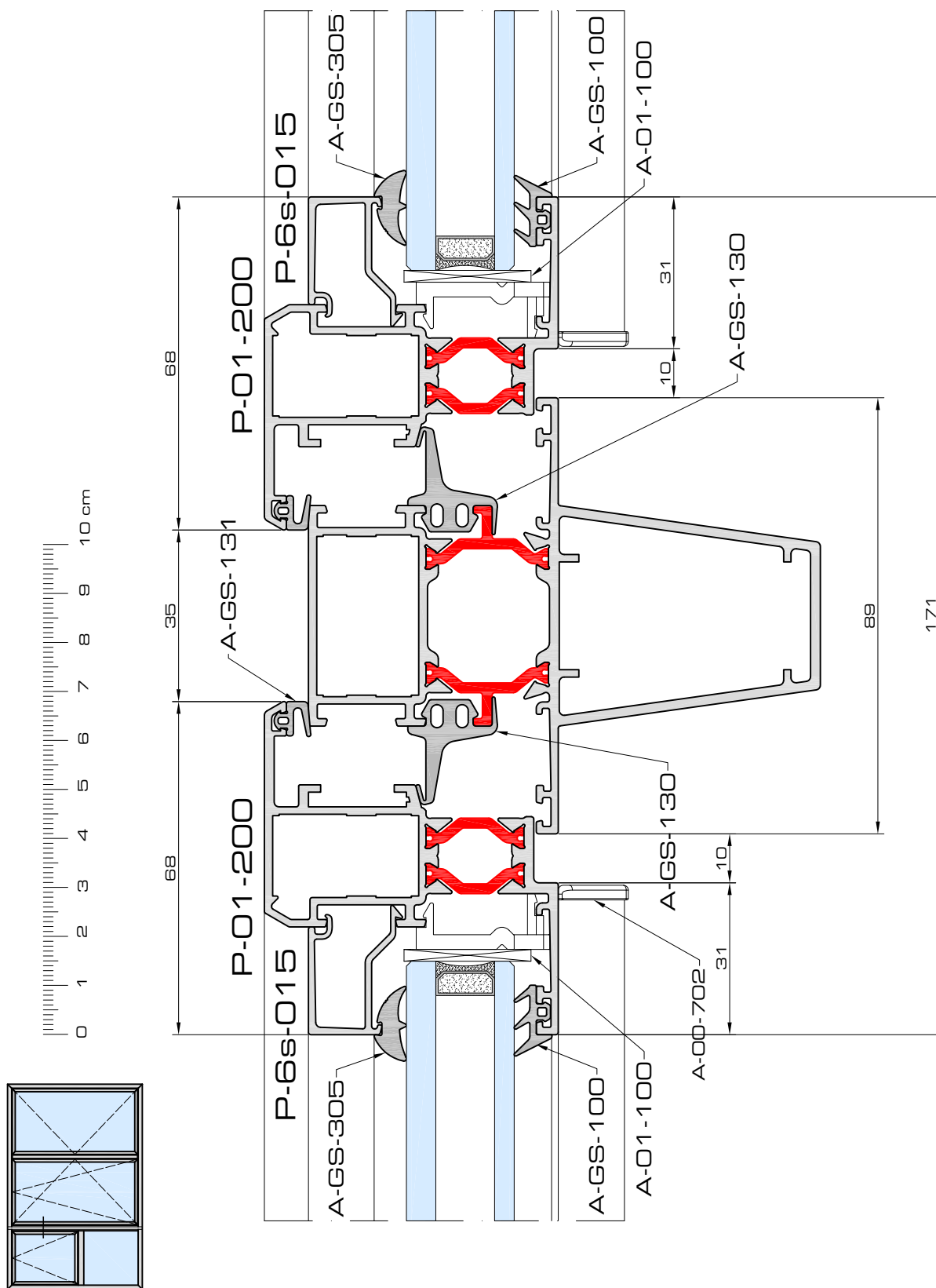


**Variante!**  
PVC-nut

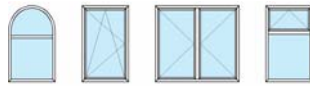


door4c

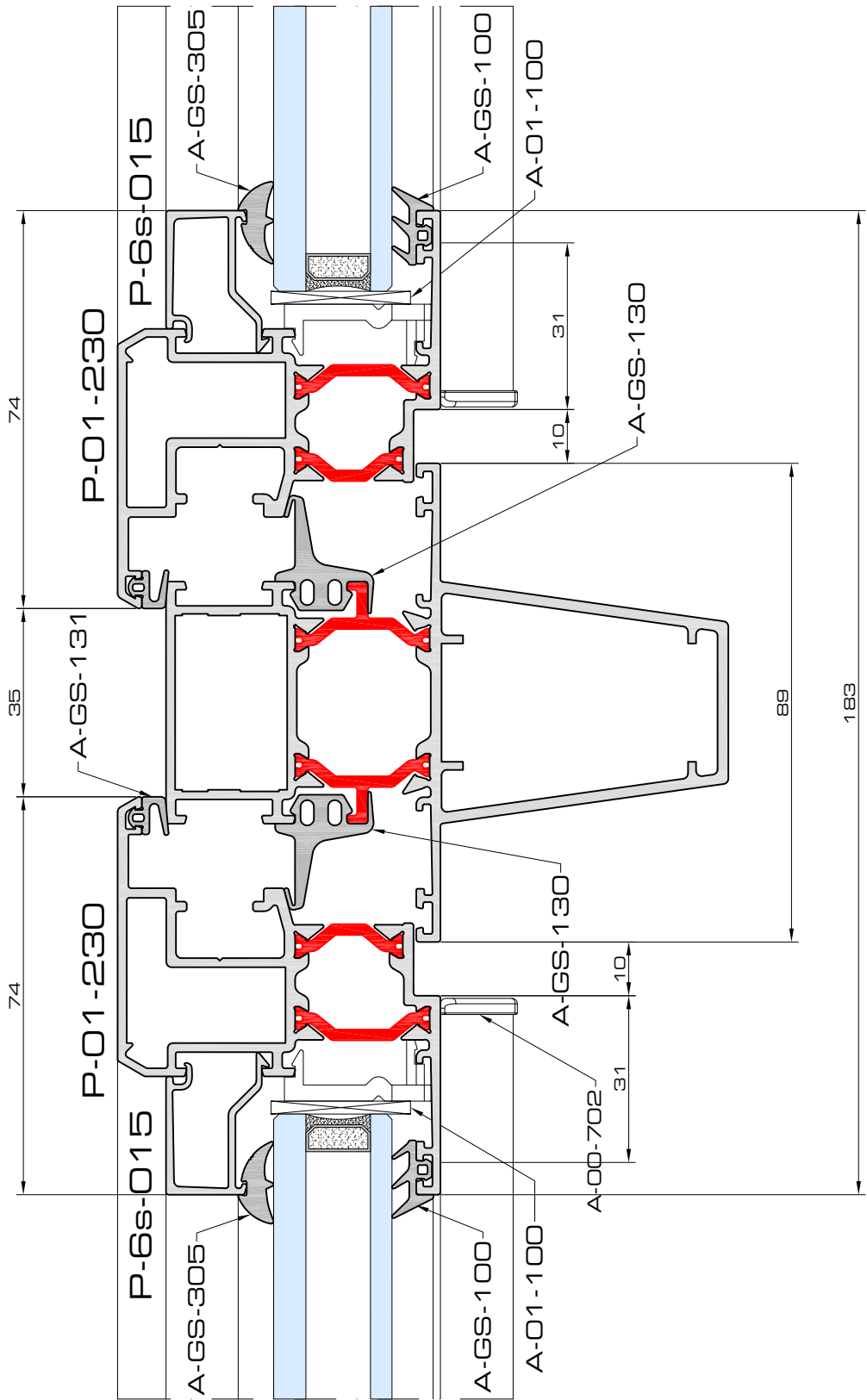
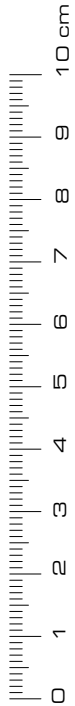
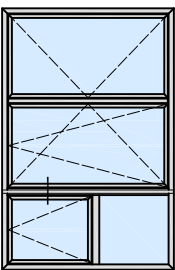




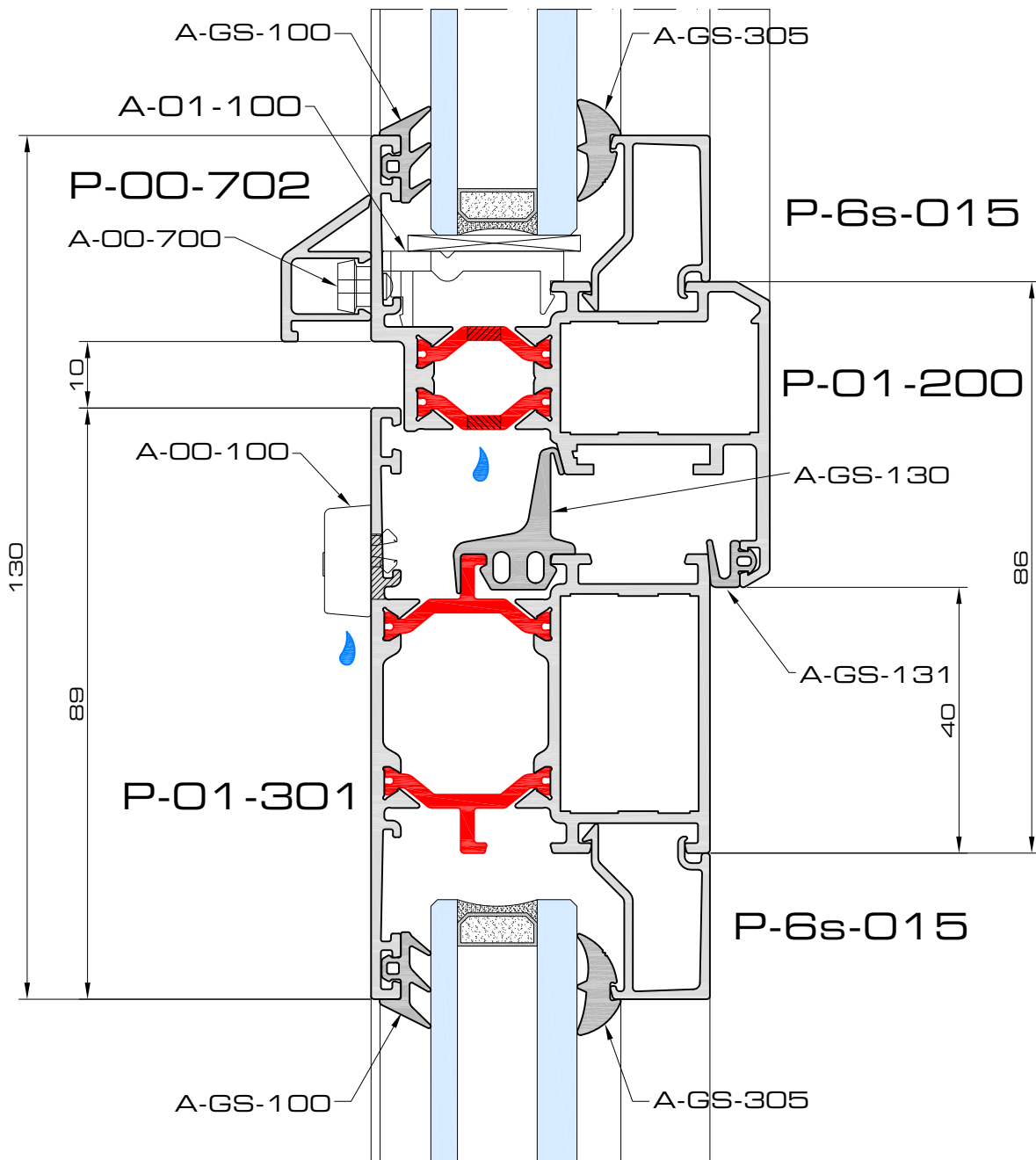
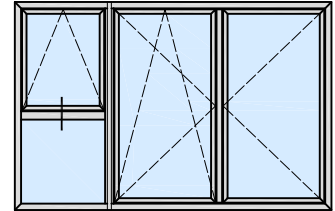
door5



**Varianti** PVC-nut



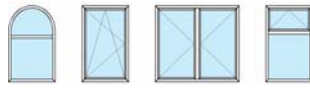
door5b



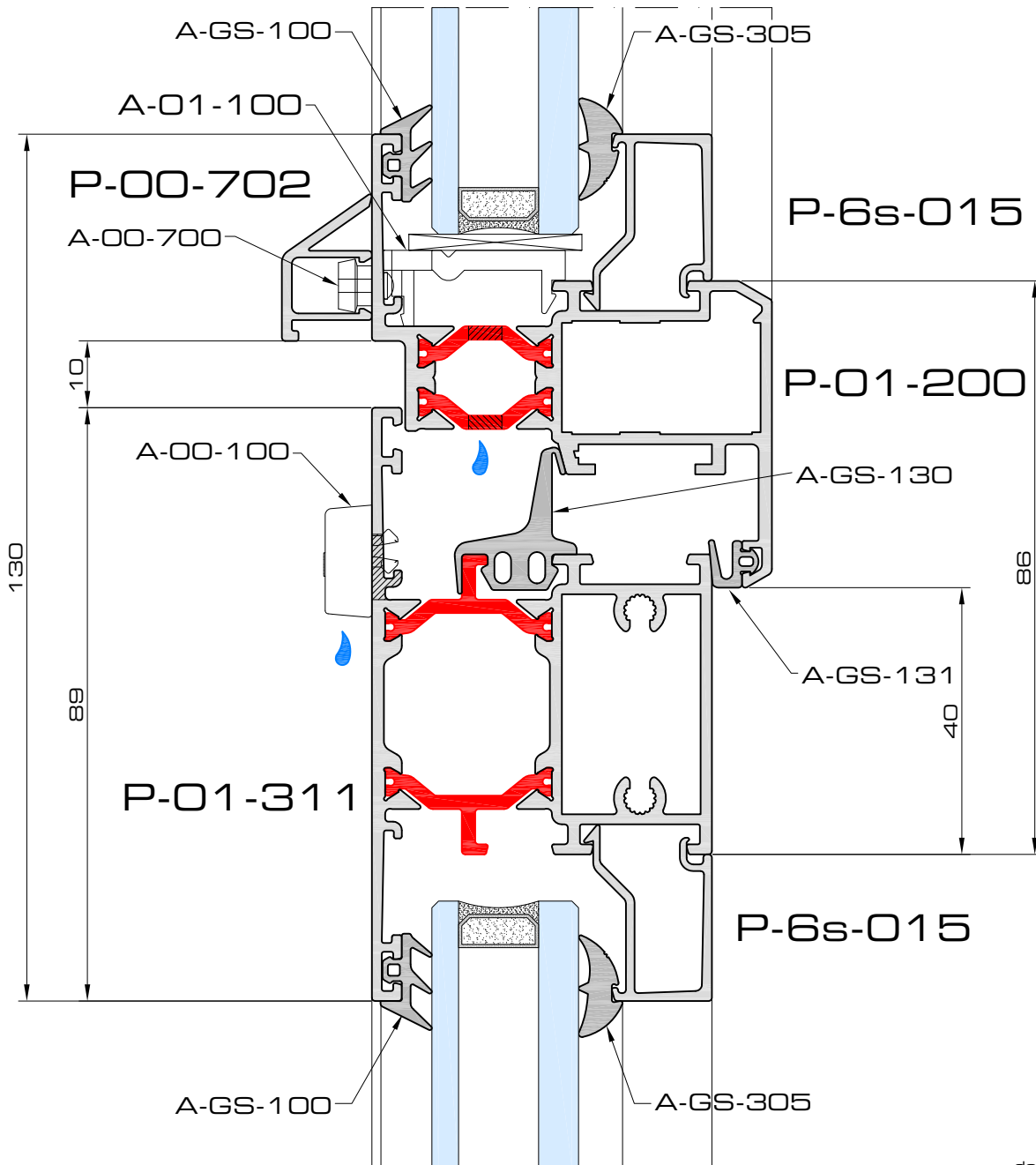
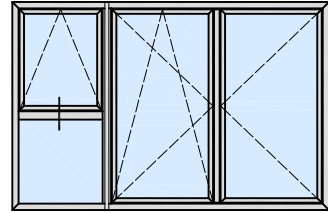
door6a

# 6b

doorsneden ■ coupes ■ sections



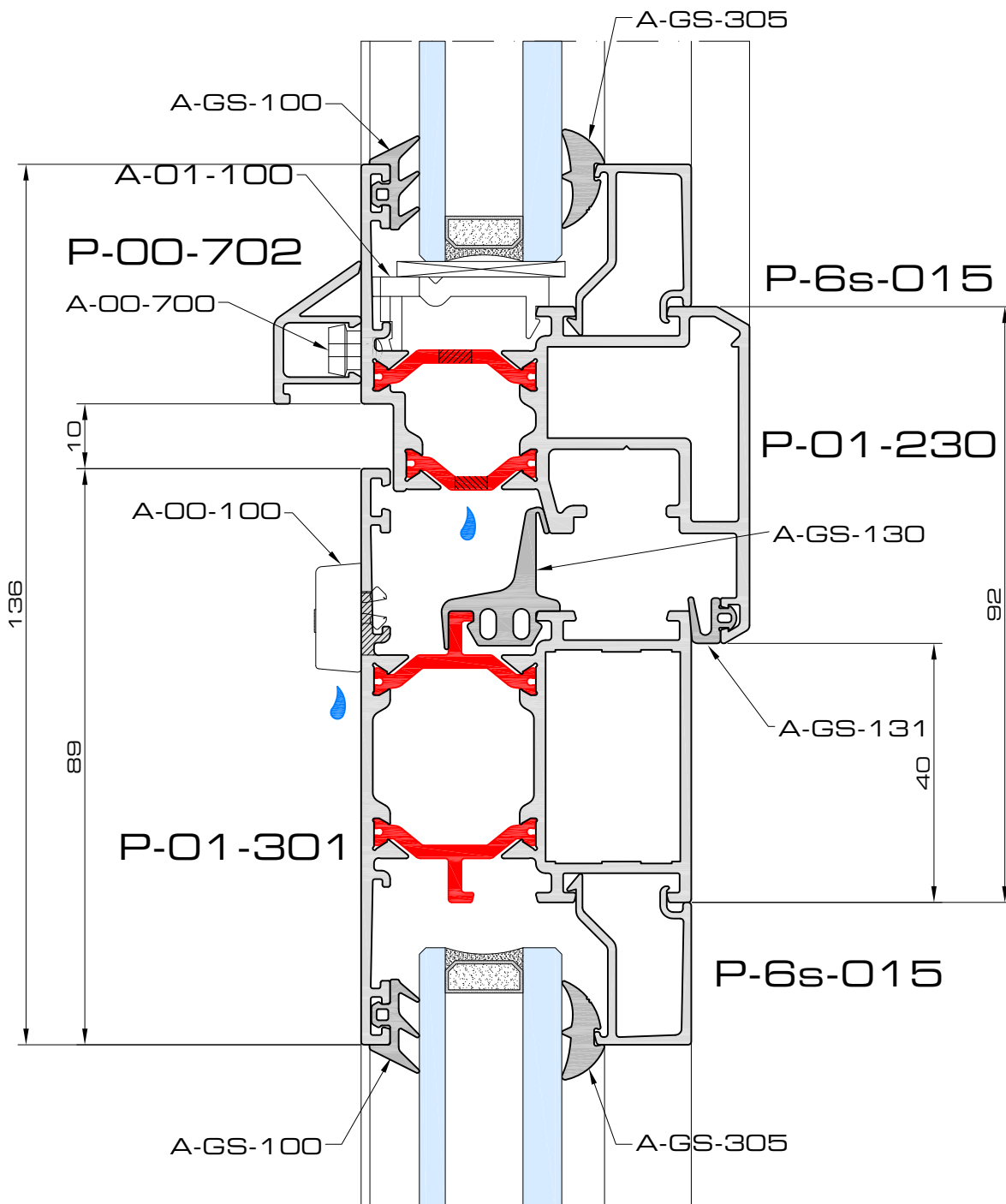
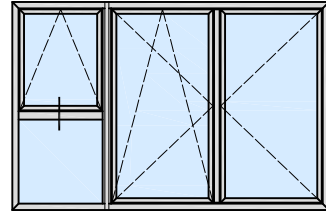
## Apollo P01



door6b



**Variant!**  
PVC-nut



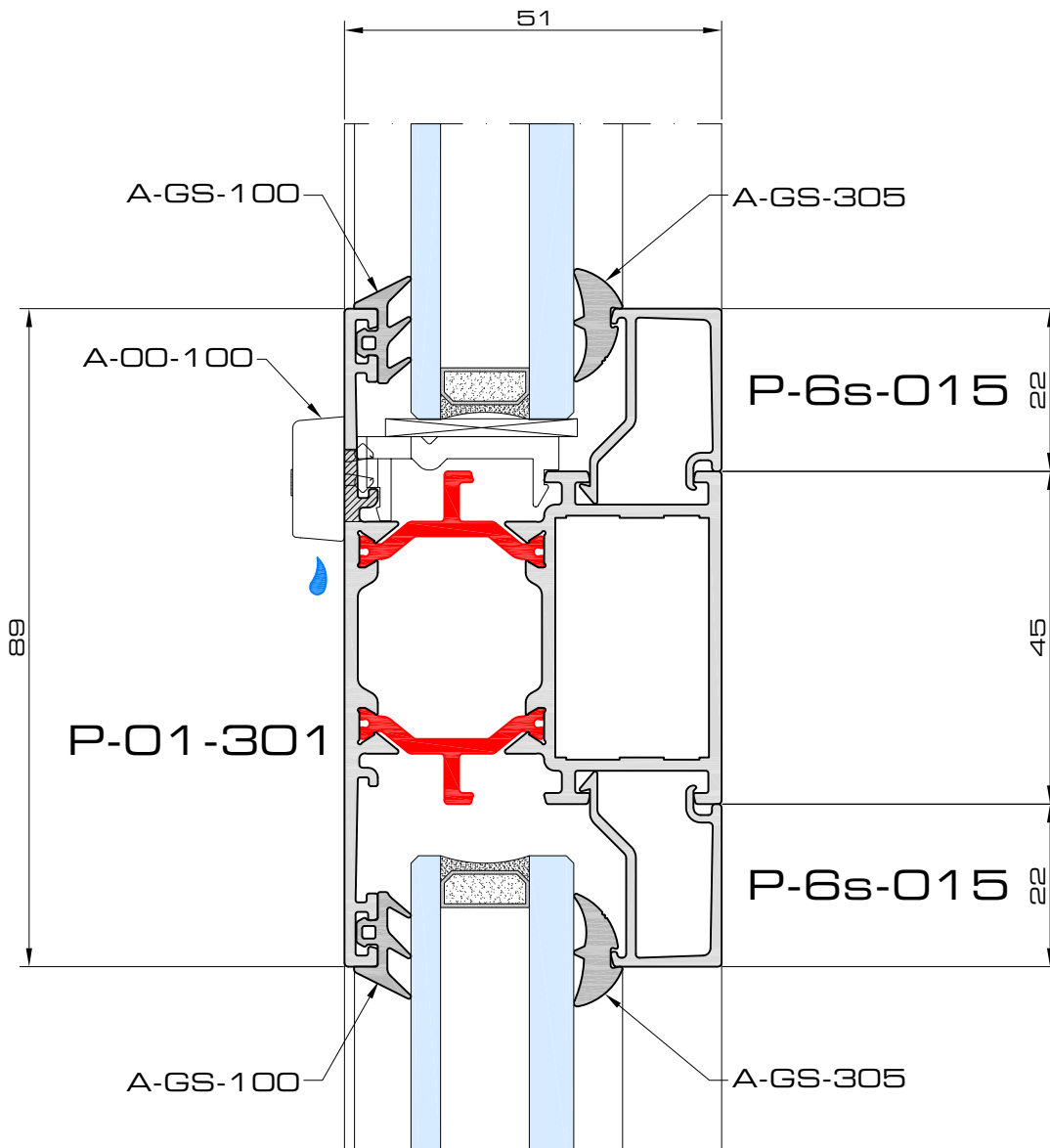
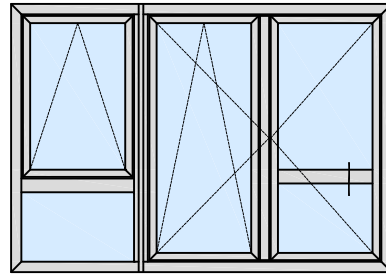
door6c

# 6.1a

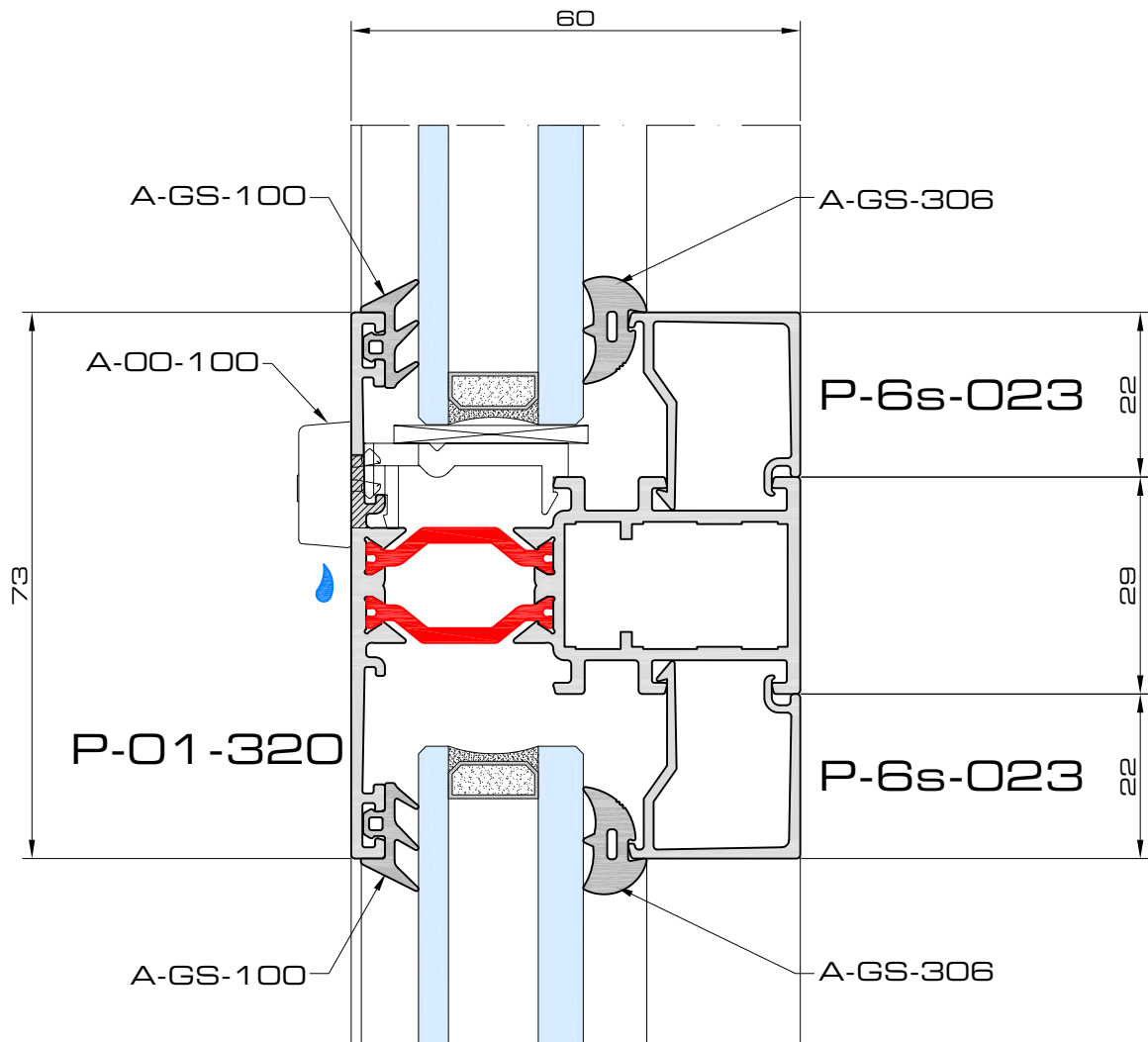
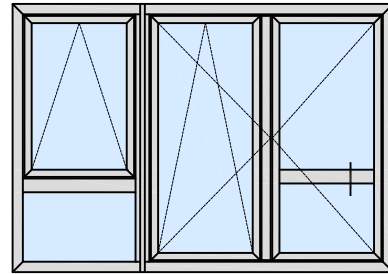
doorsneden ■ coupes ■ sections



## Apollo P01



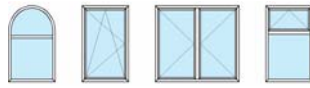
door6-1



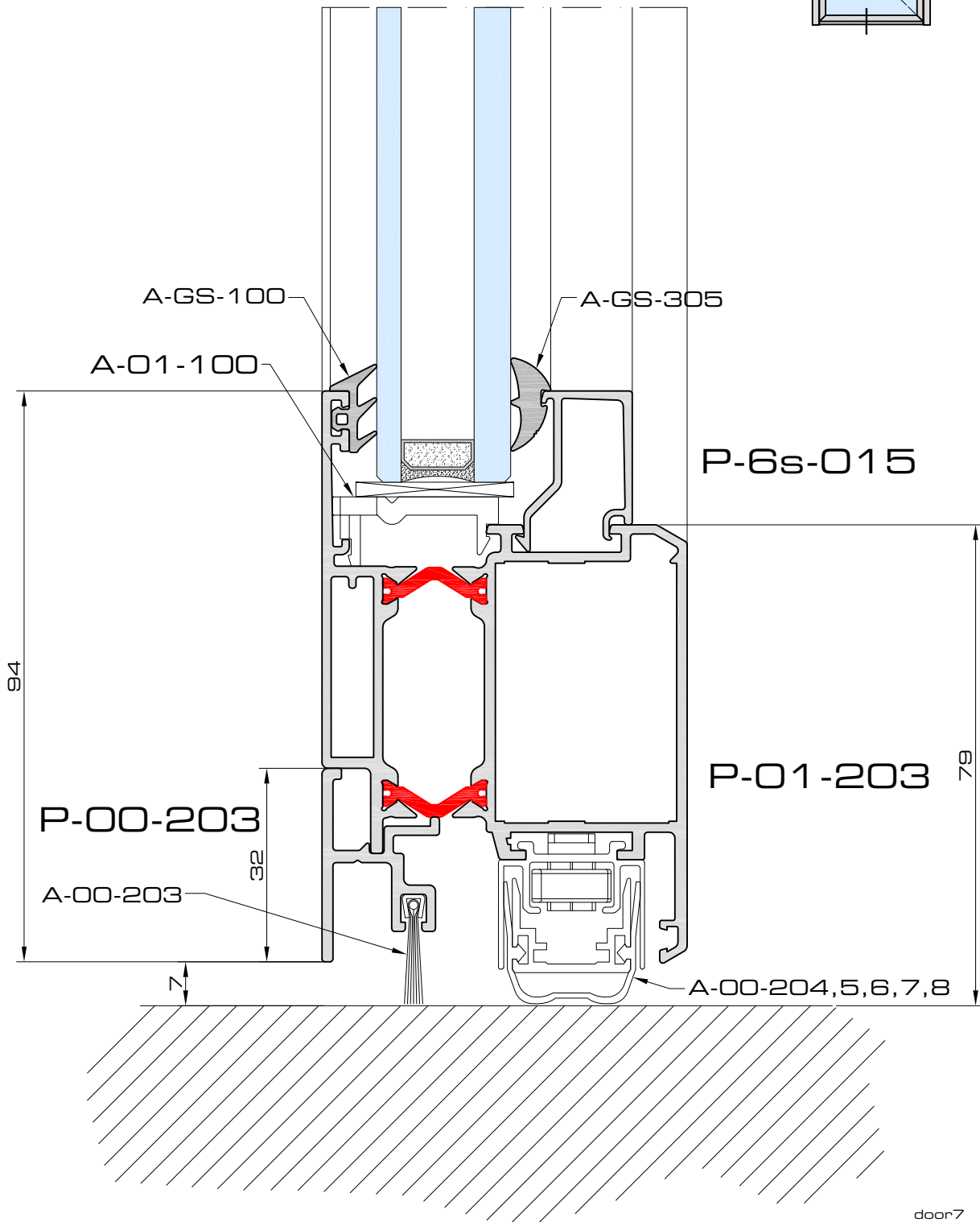
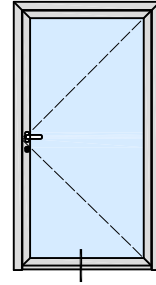
door6-1b

# 7a

doorsneden ■ coupes ■ sections

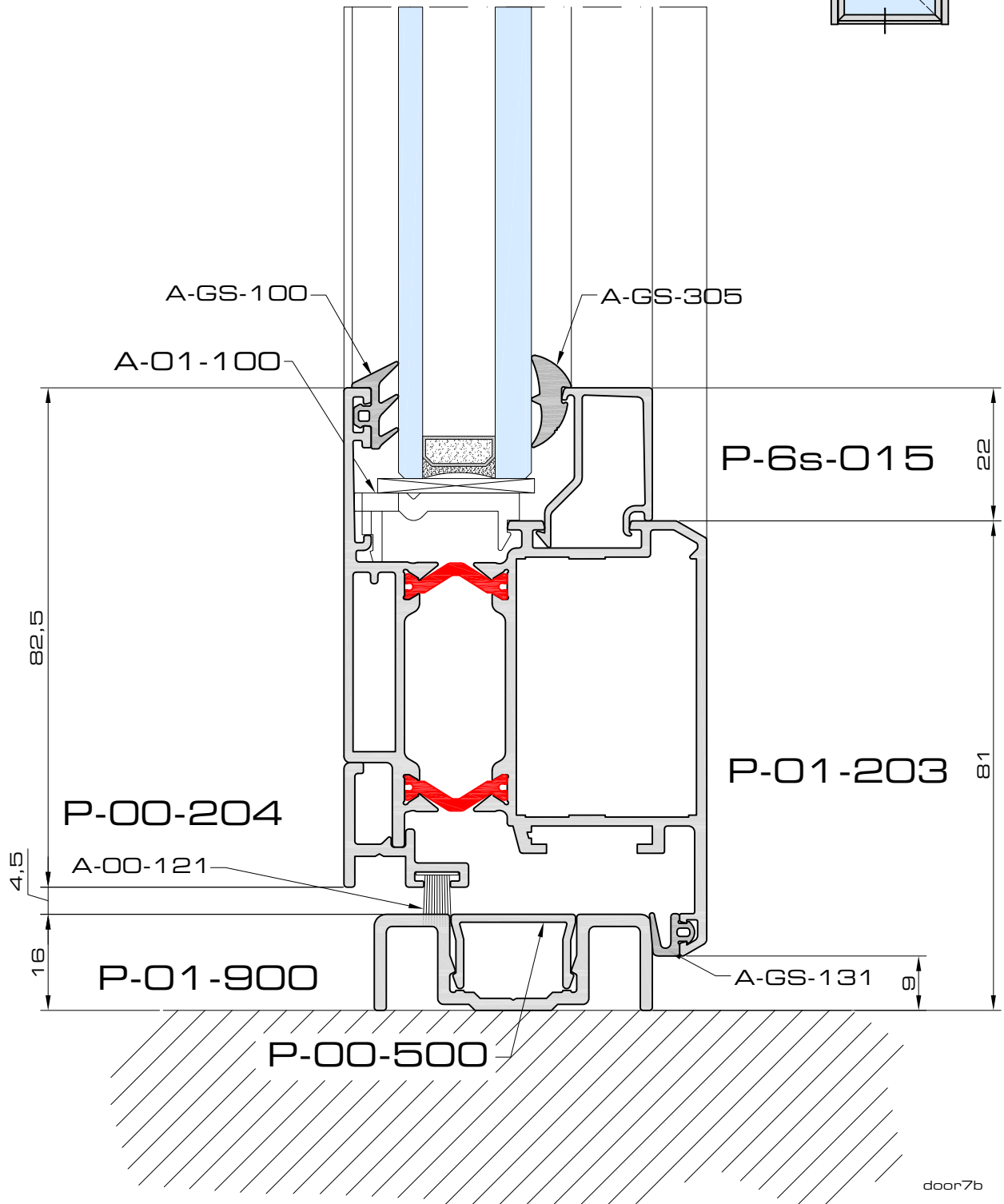
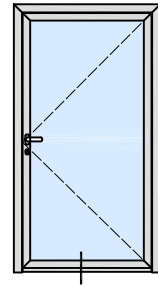


## Apollo P01



door7

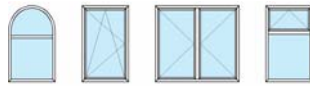




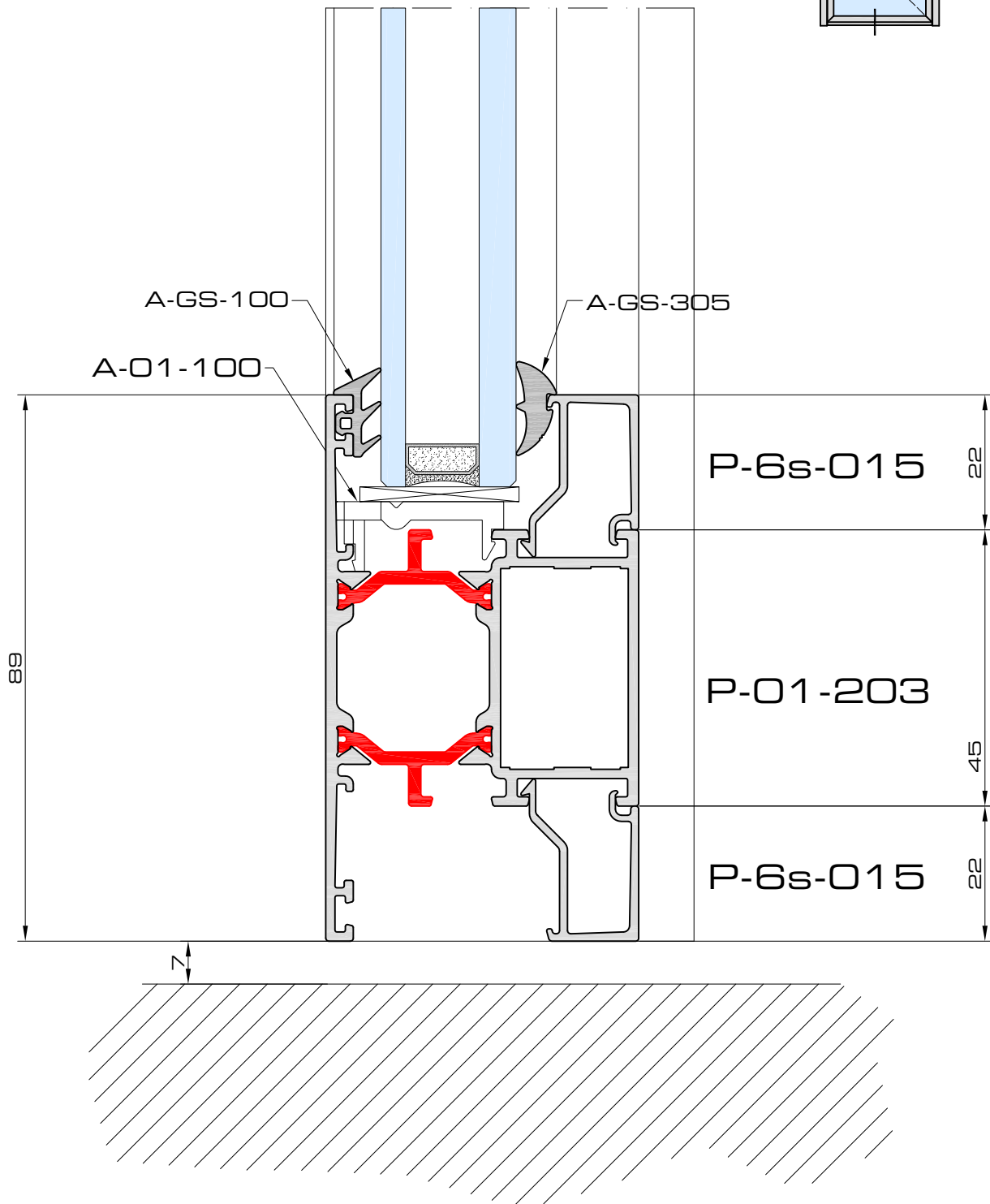
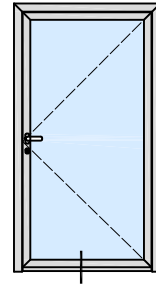
door7b

# 7c

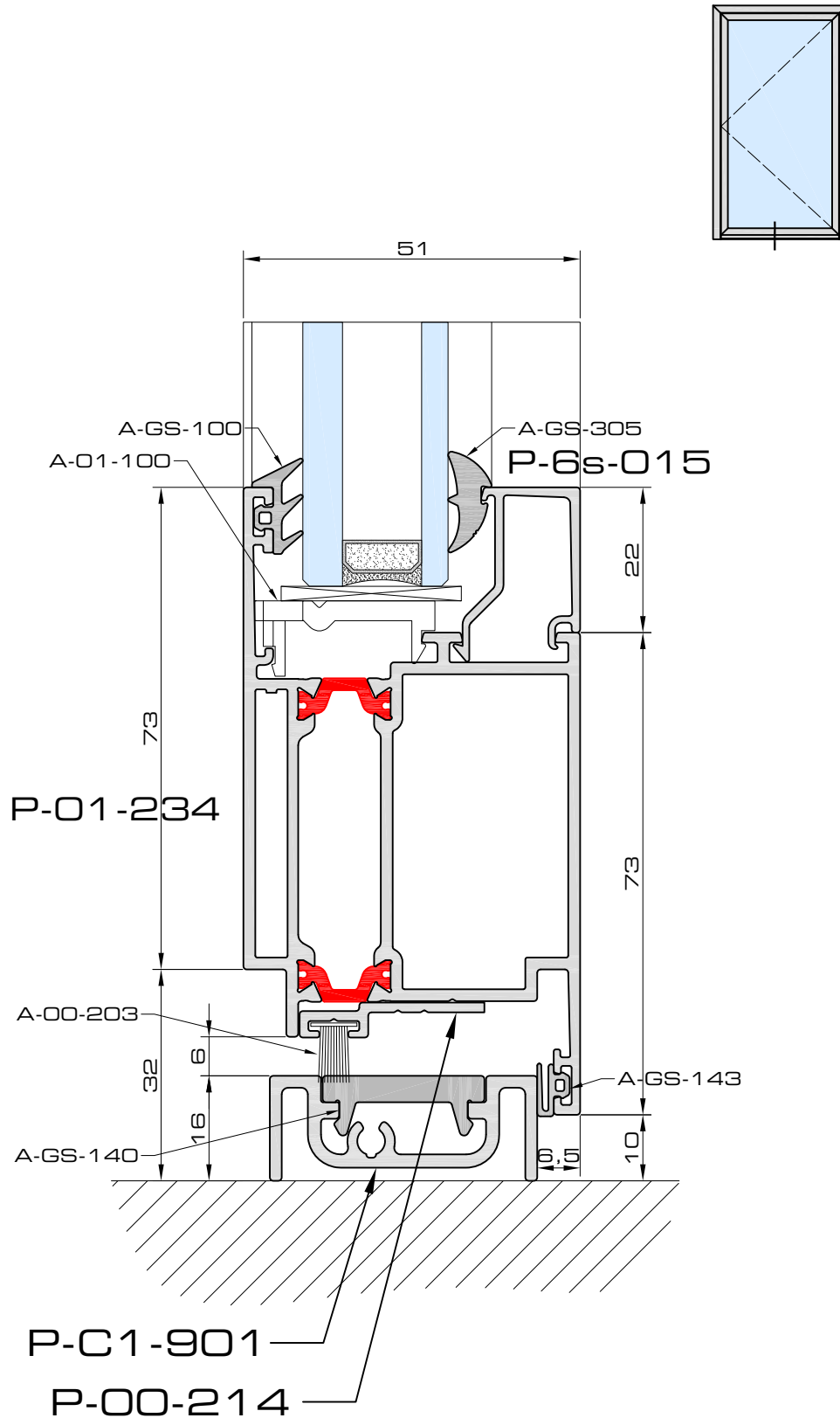
doorsneden ■ coupes ■ sections



## Apollo P01



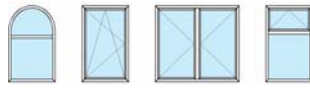
door7c



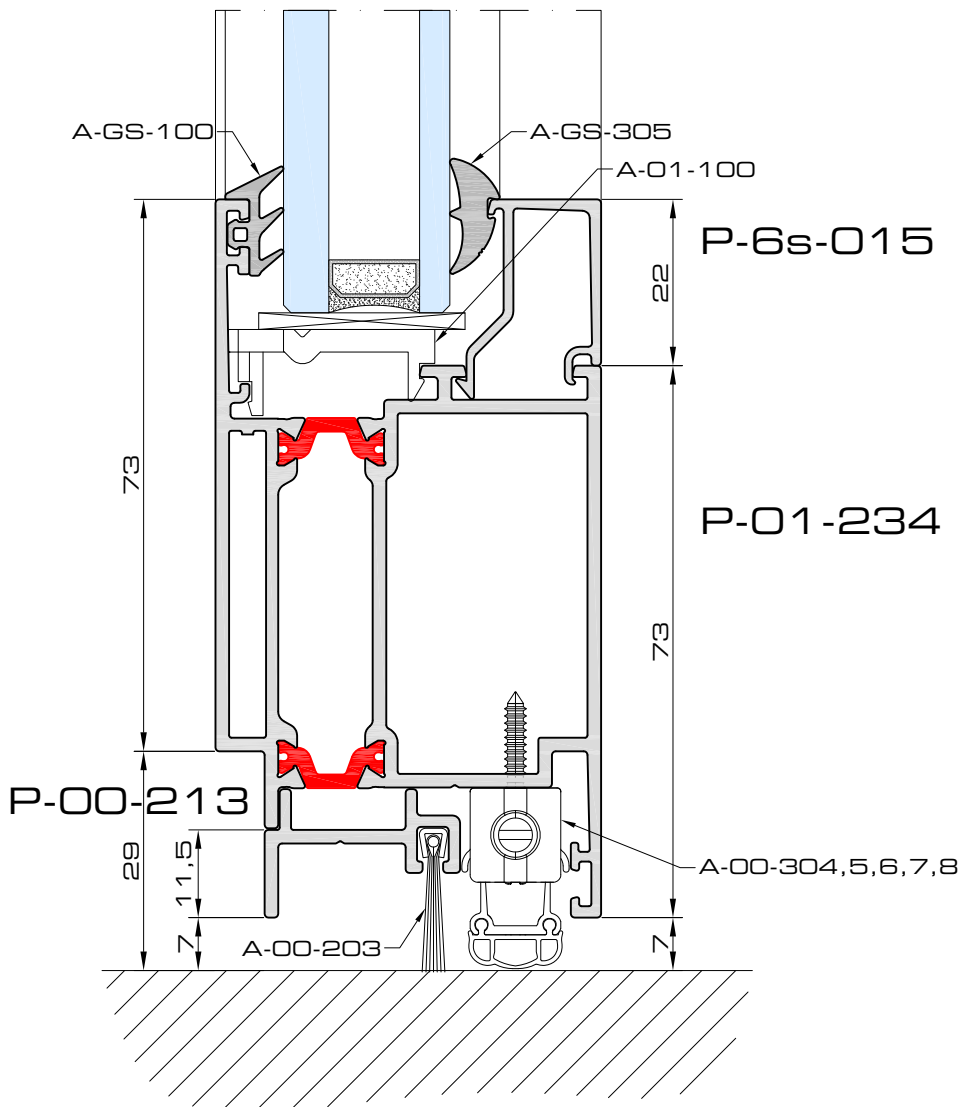
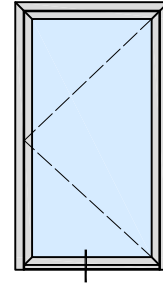
door7d

# 7e

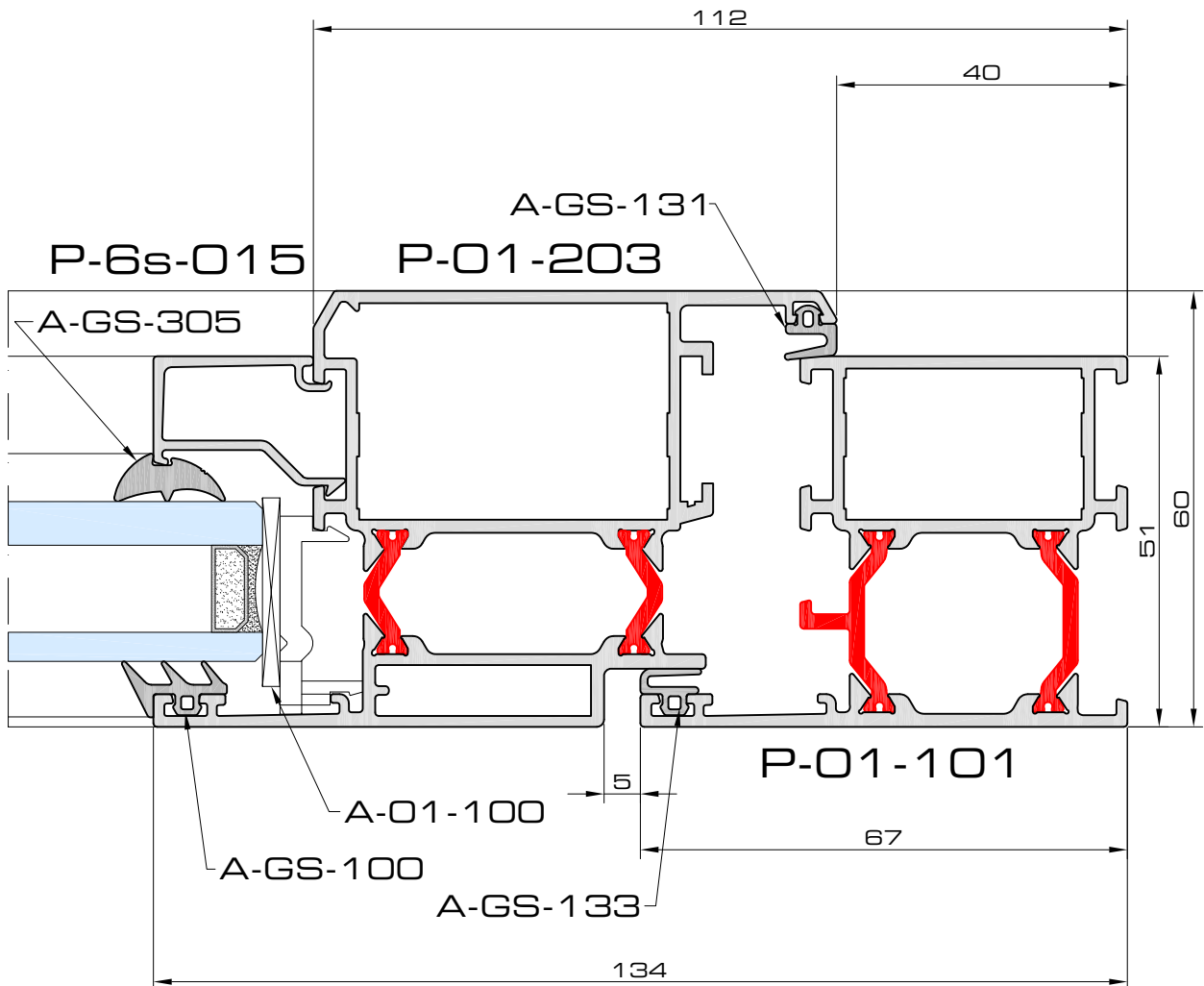
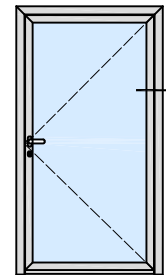
doorsneden ■ coupes ■ sections



## Apollo P01



door7e



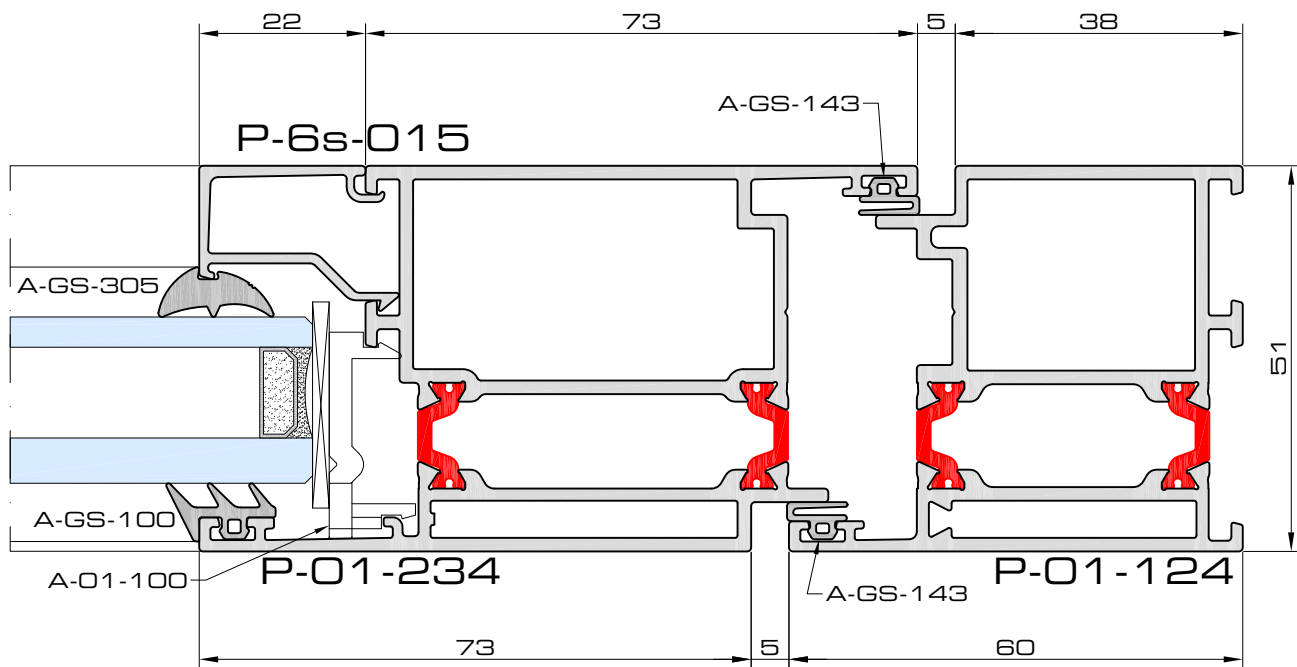
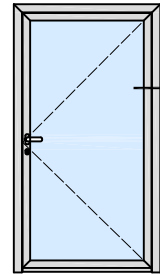
door8

# 8b

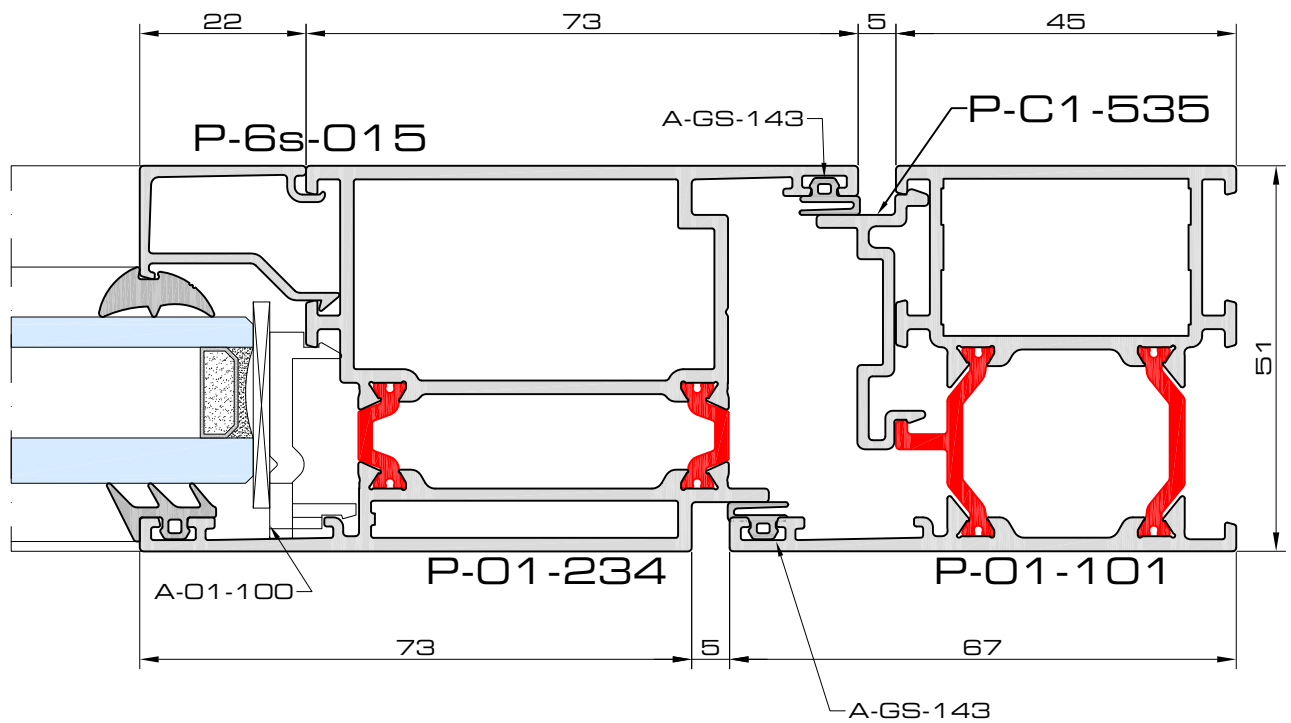
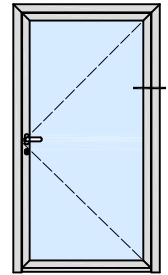
doorsneden ■ coupes ■ sections



## Apollo P01



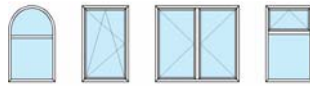
door8b



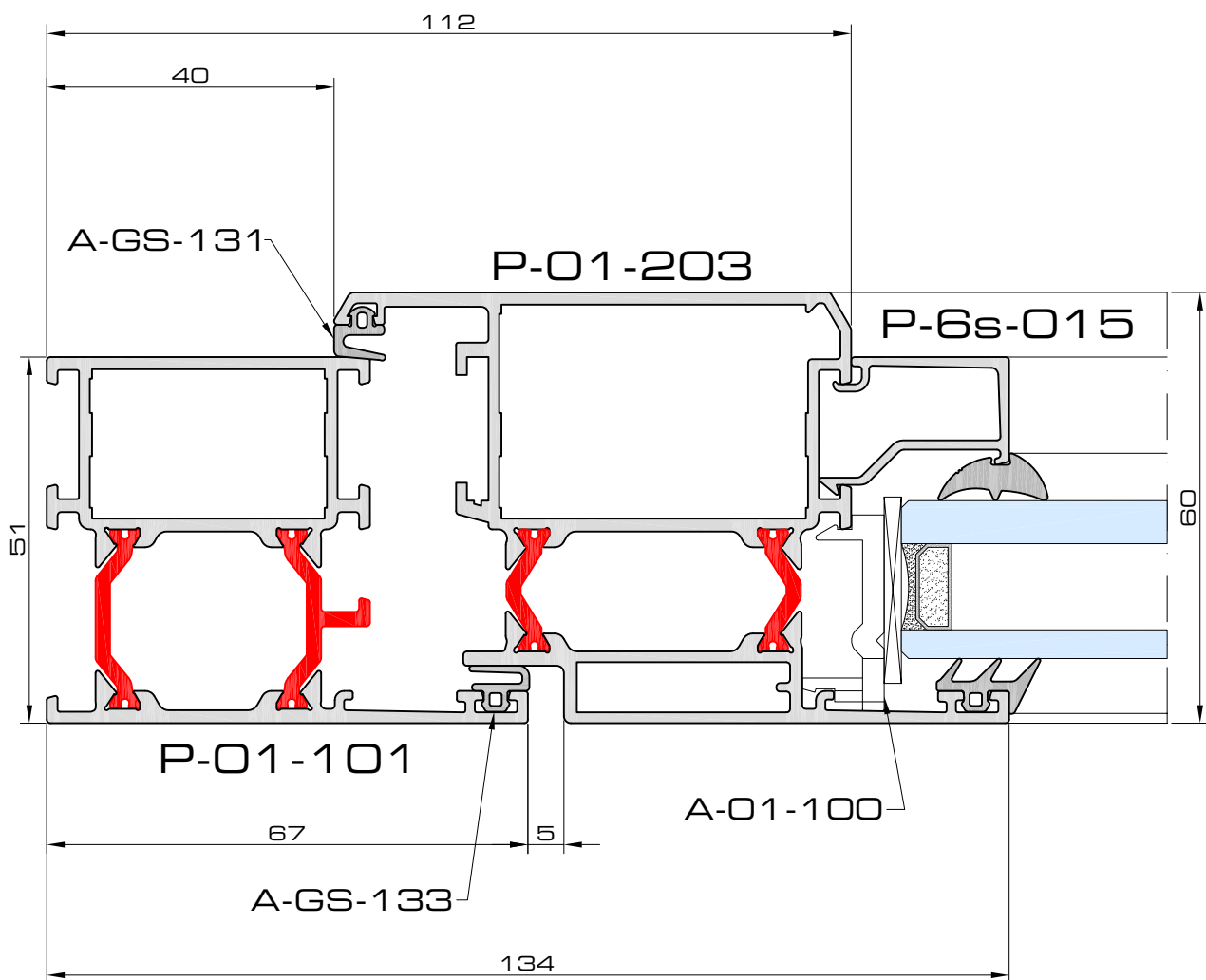
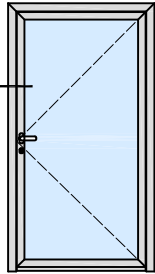
door8c

# 9a

doorsneden ■ coupes ■ sections

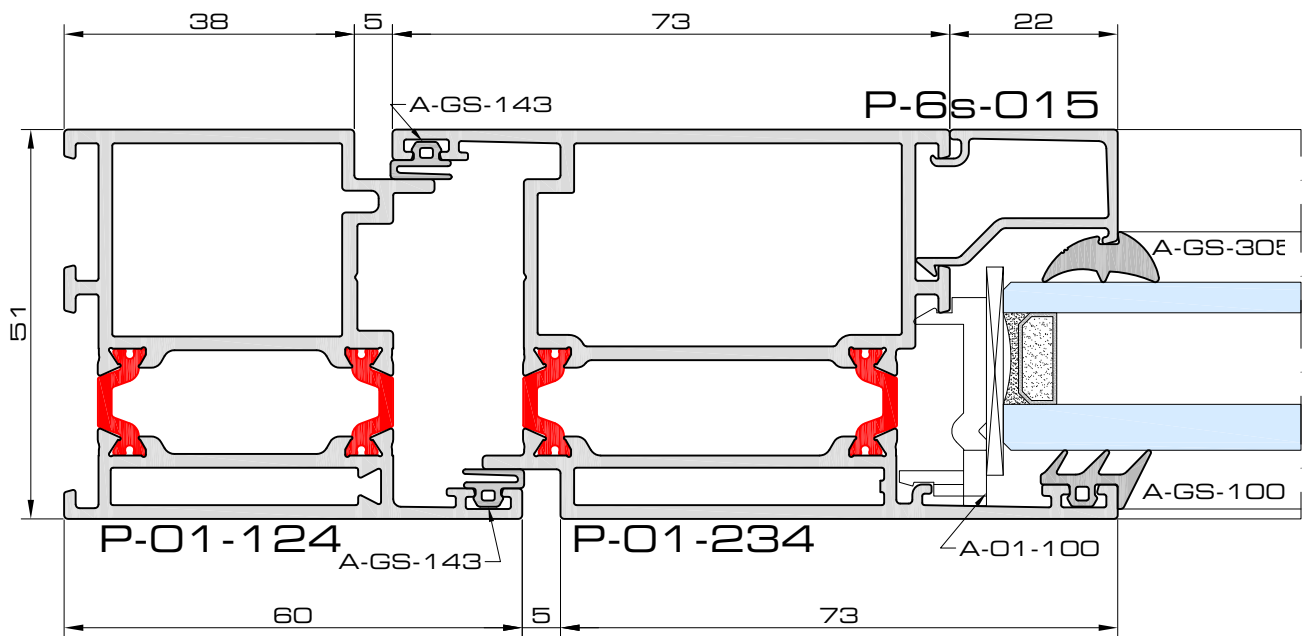
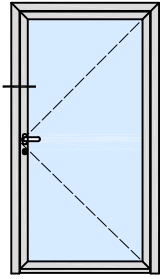


## Apollo P01



door9

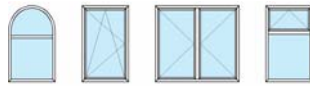




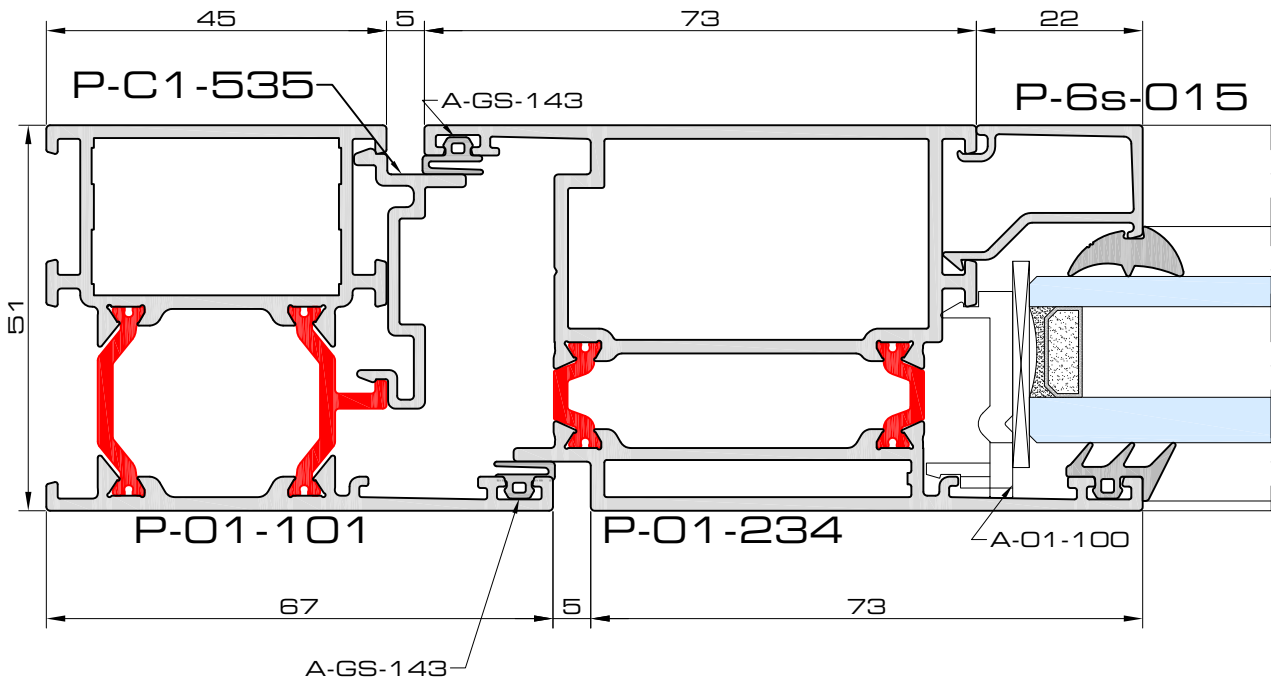
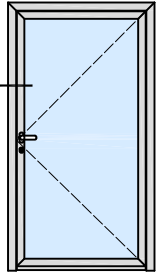
door9b

# 9c

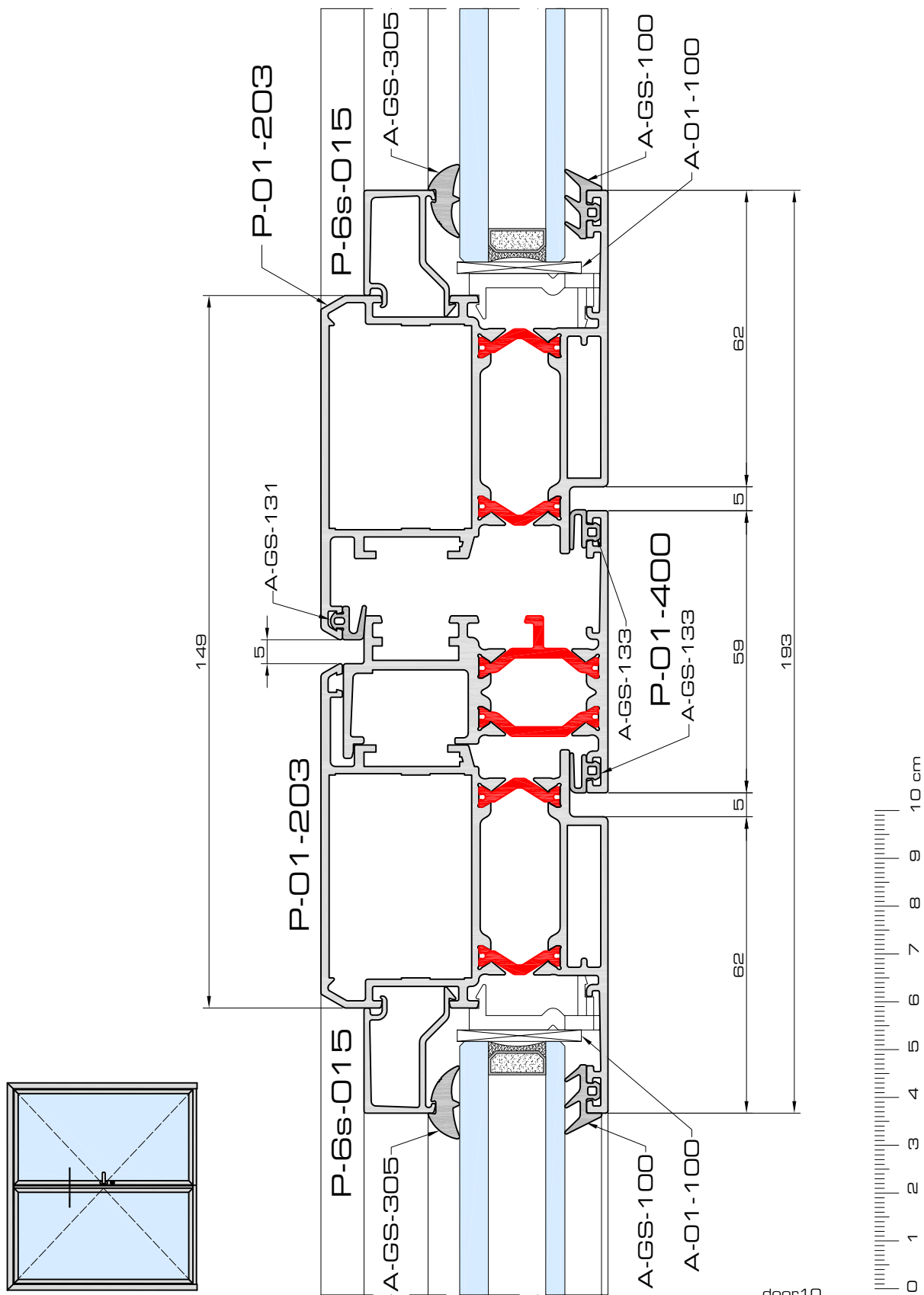
doorsneden ■ coupes ■ sections



## Apollo P01



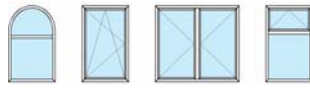
door9c



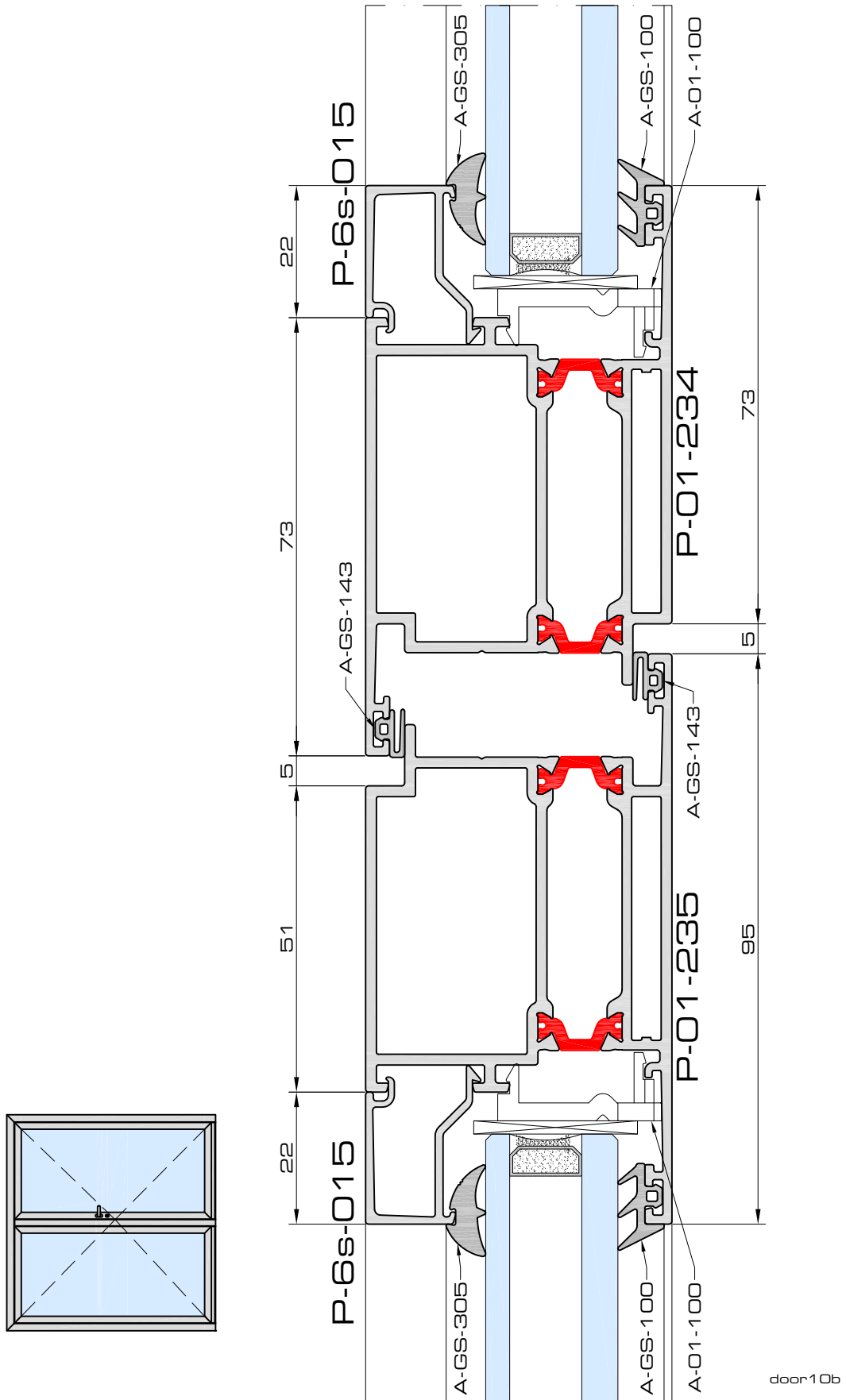
door10

# 10b

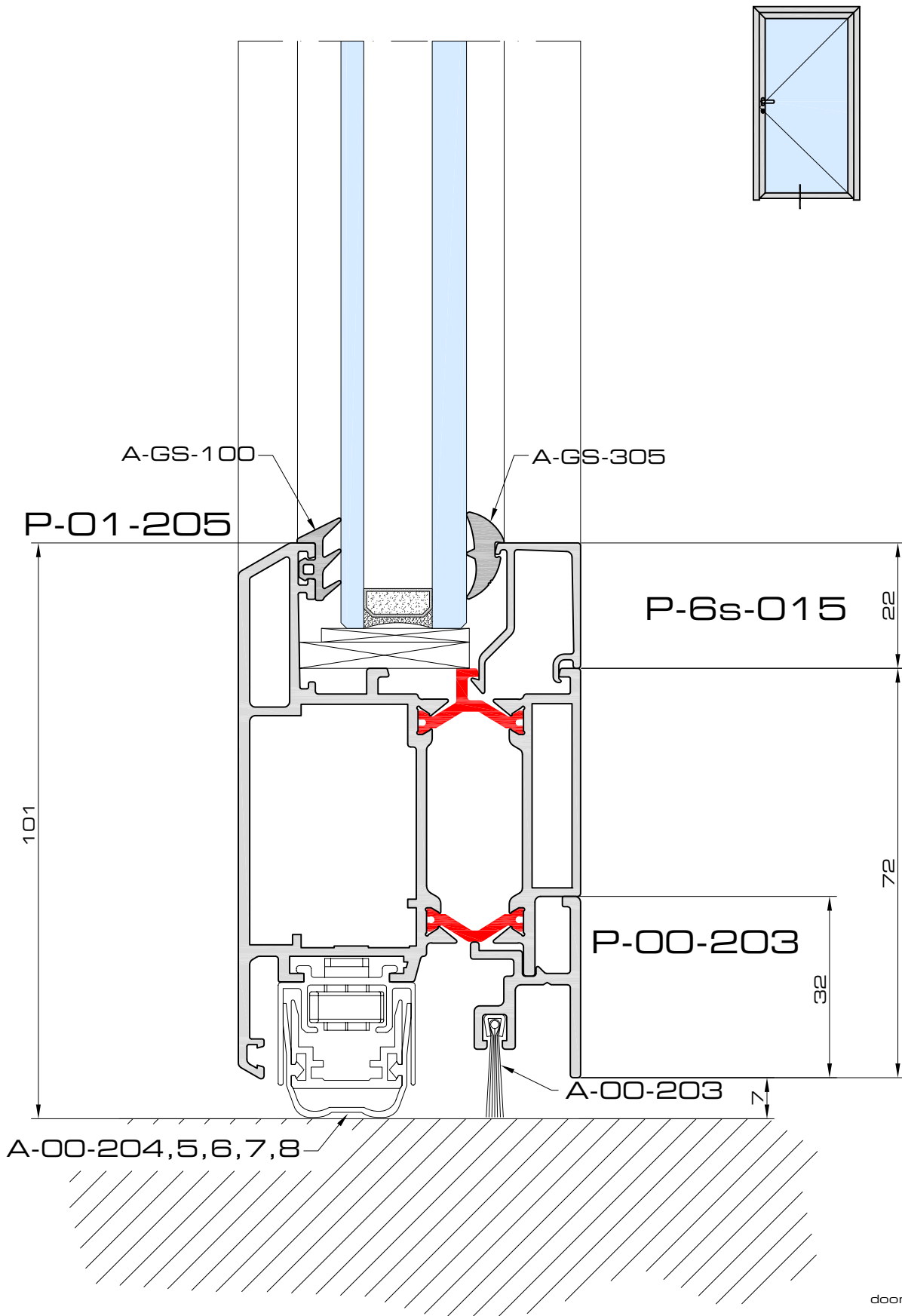
doorsneden ■ coupes ■ sections



## Apollo P01



door10b

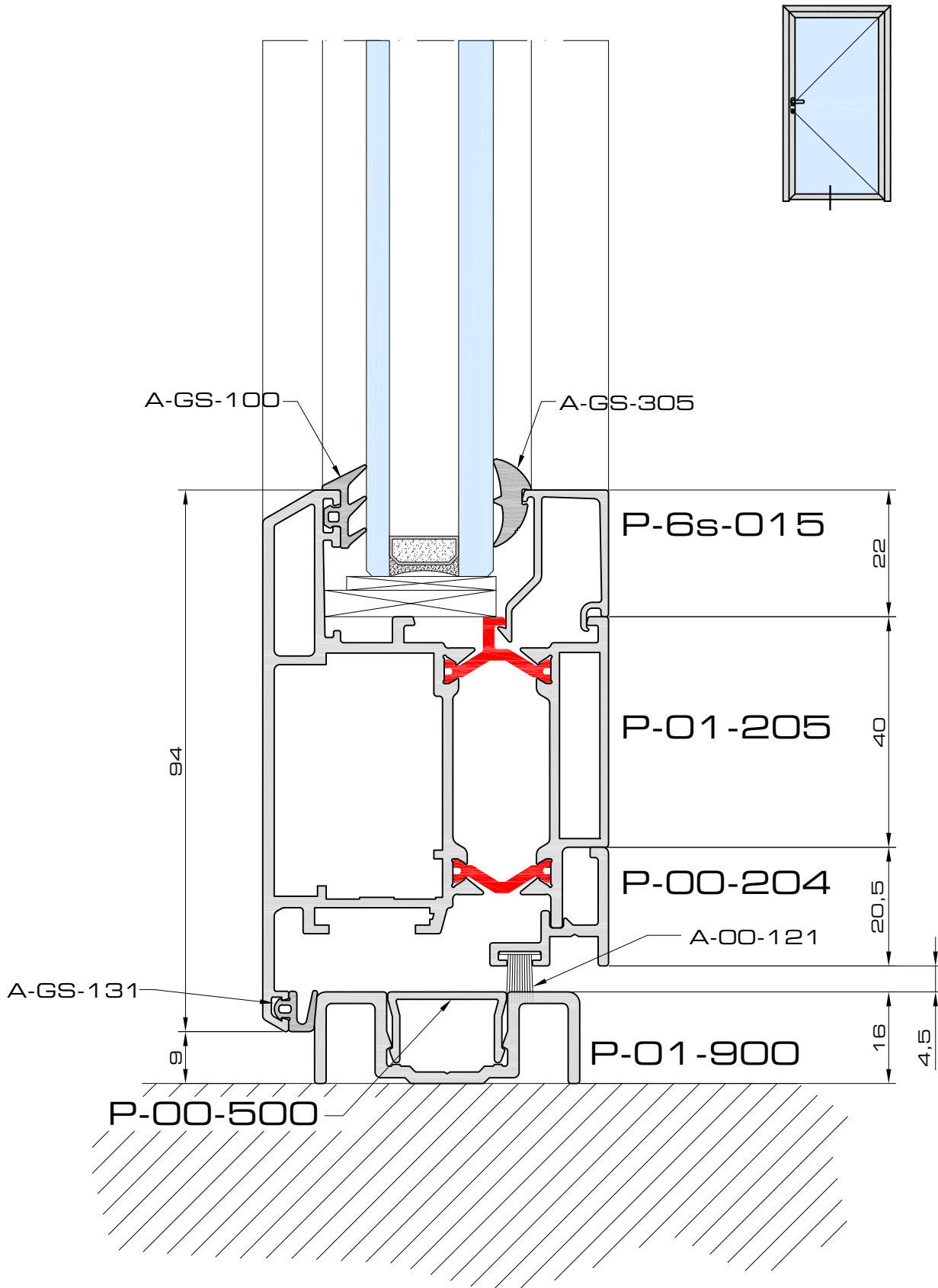


# 11b

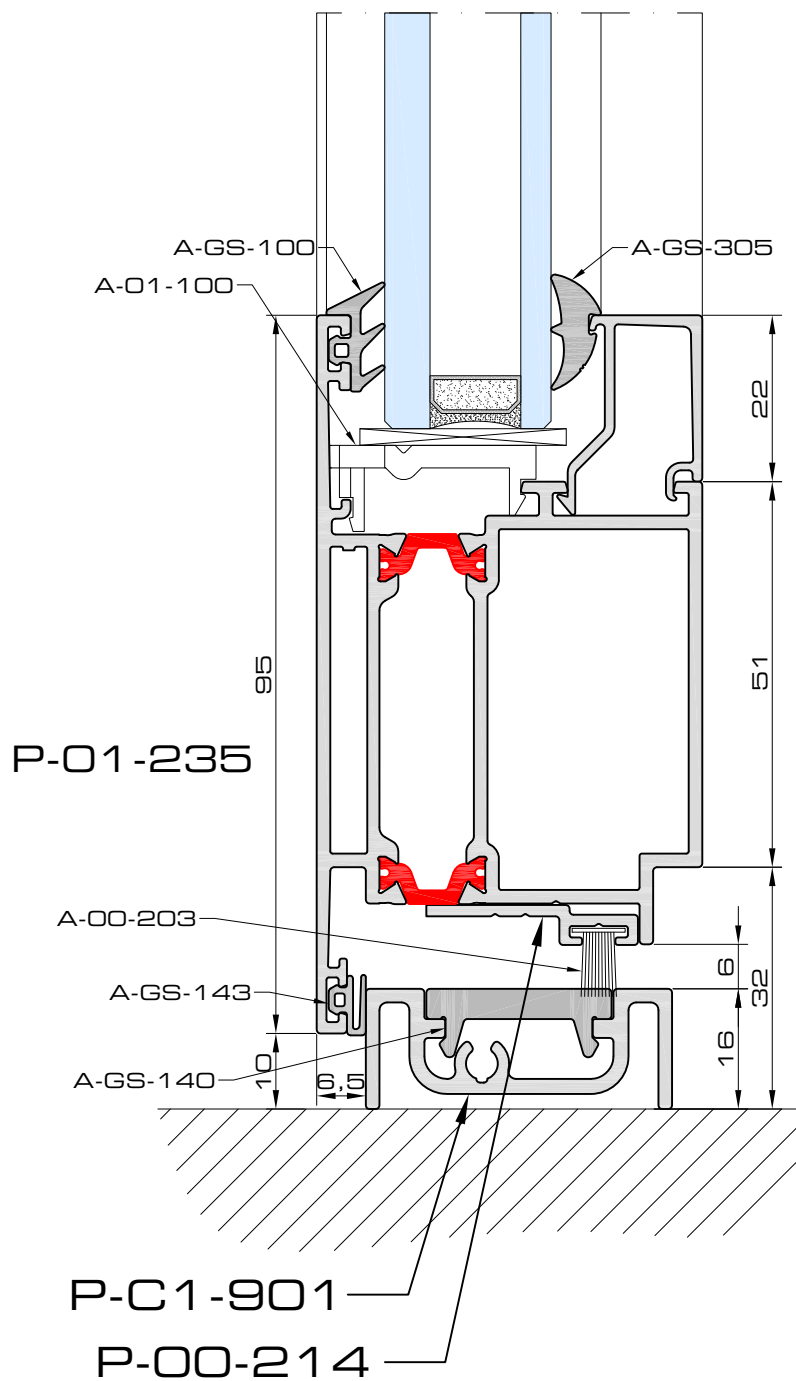
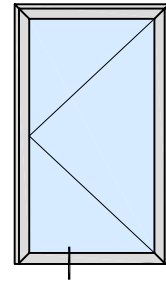
doorsneden ■ coupes ■ sections



## Apollo P01



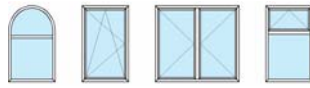
door11b



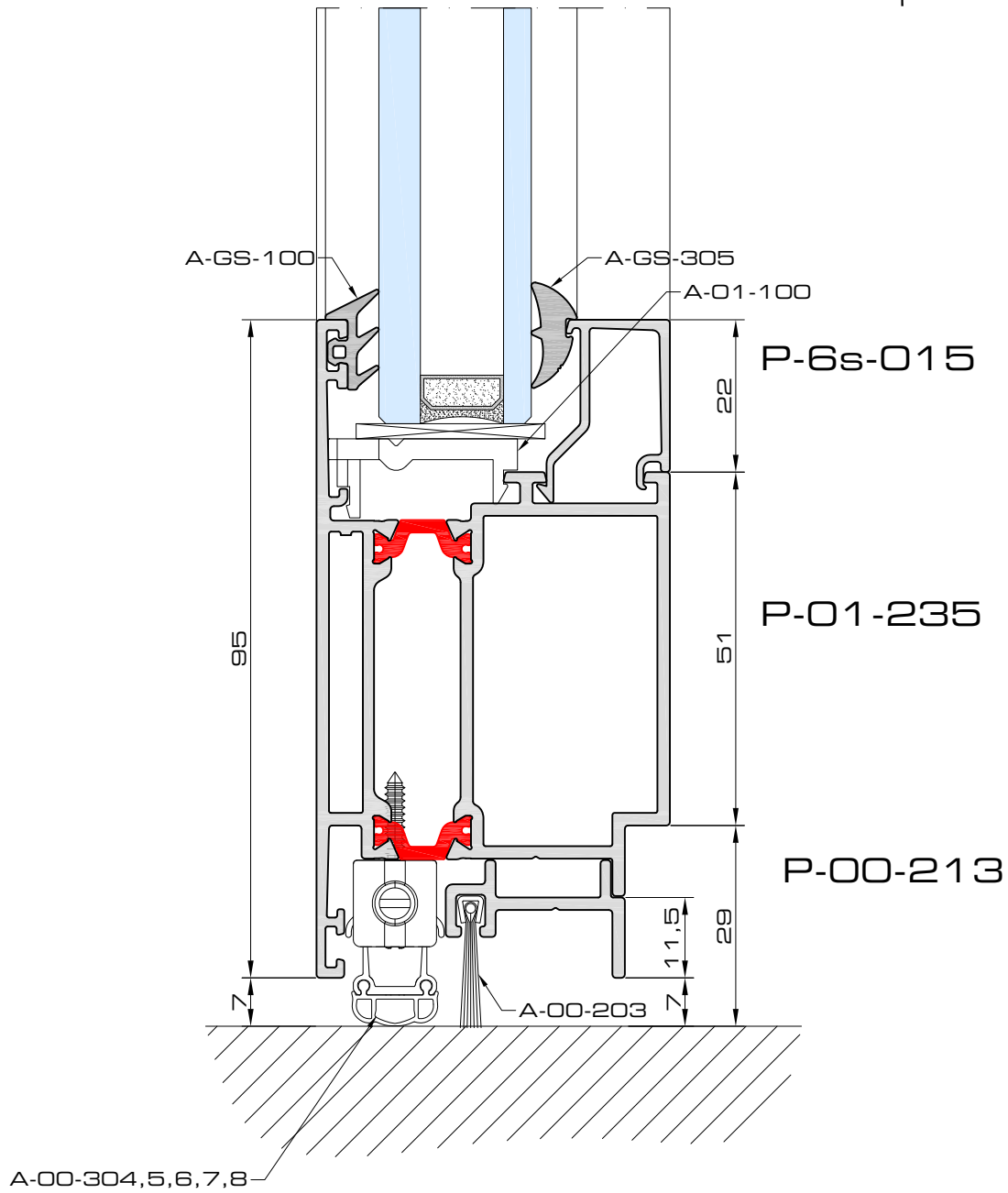
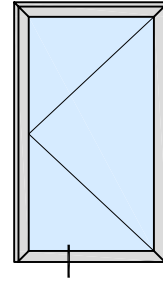
door11c

# 11d

doorsneden ■ coupes ■ sections

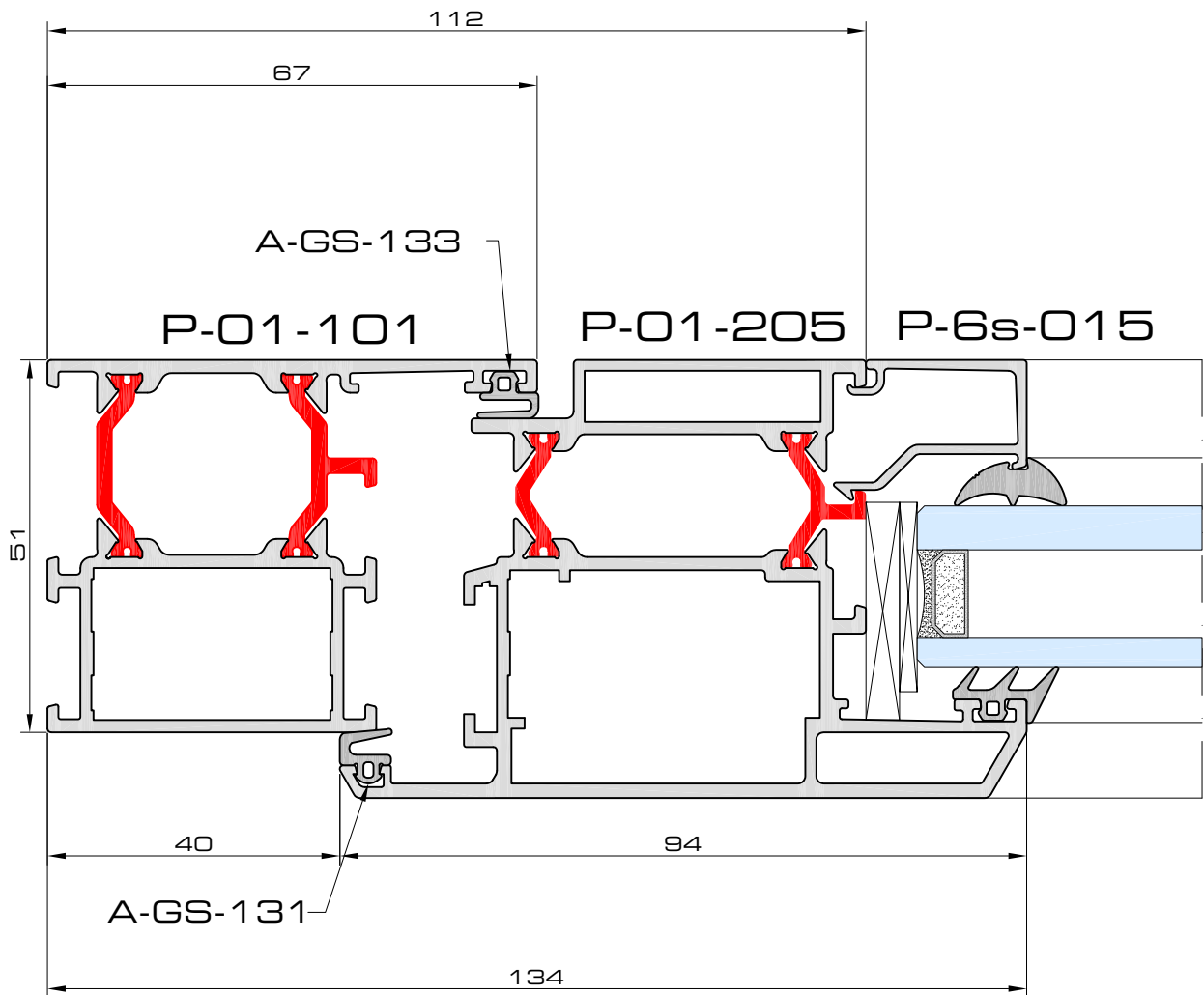
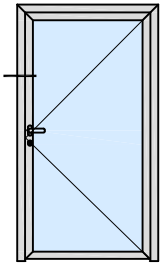


# Apollo P01



door11d

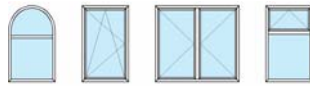




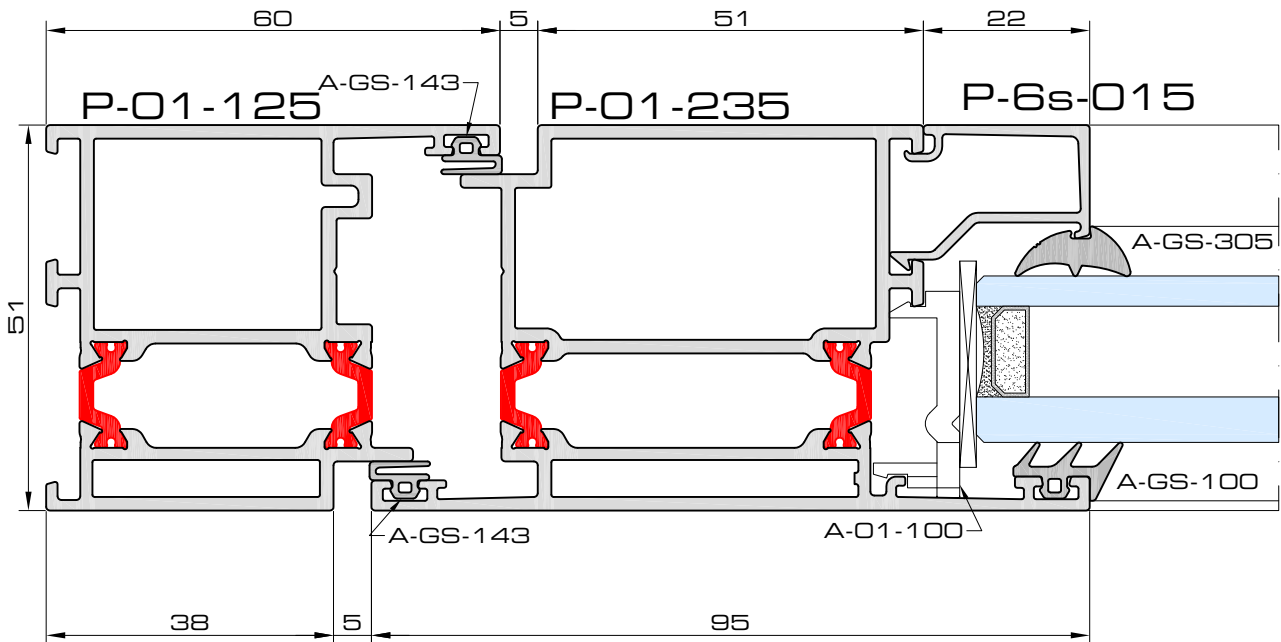
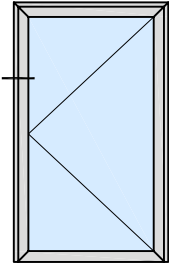
door12

# 12b

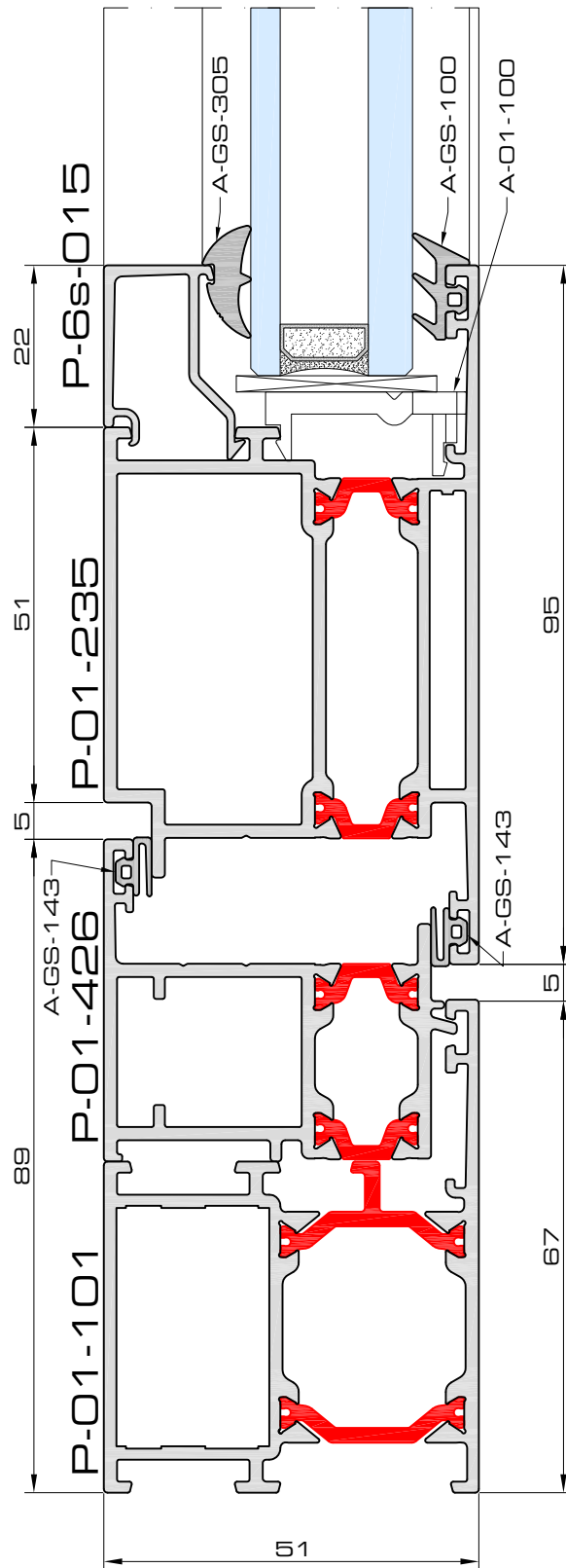
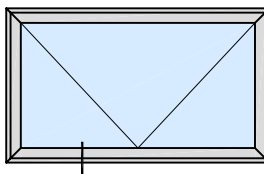
doorsneden ■ coupes ■ sections



## Apollo P01



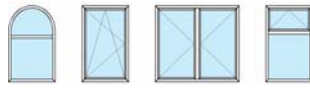
door12b



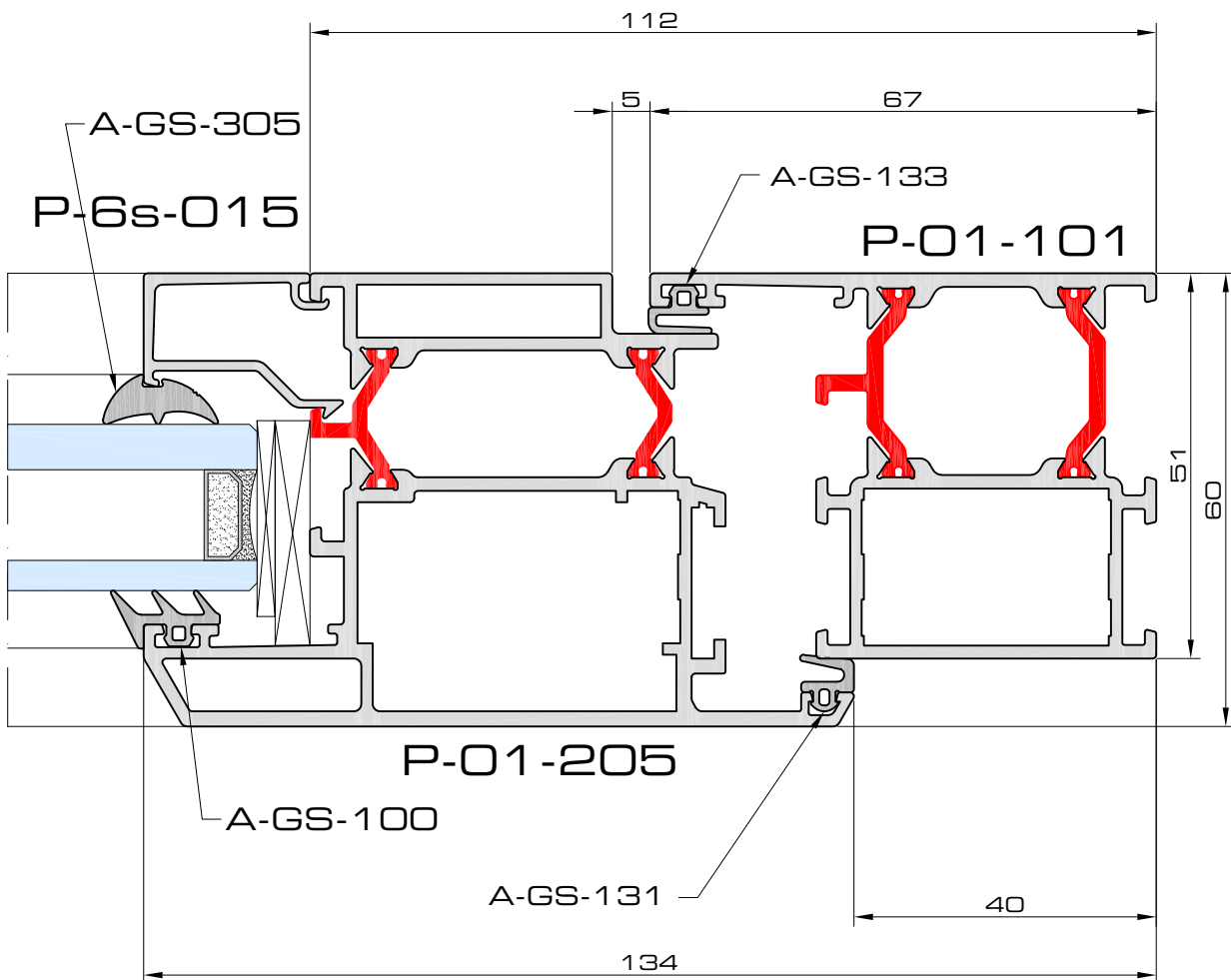
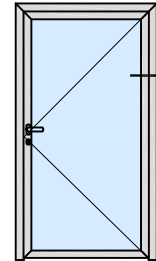
door12c

# 13a

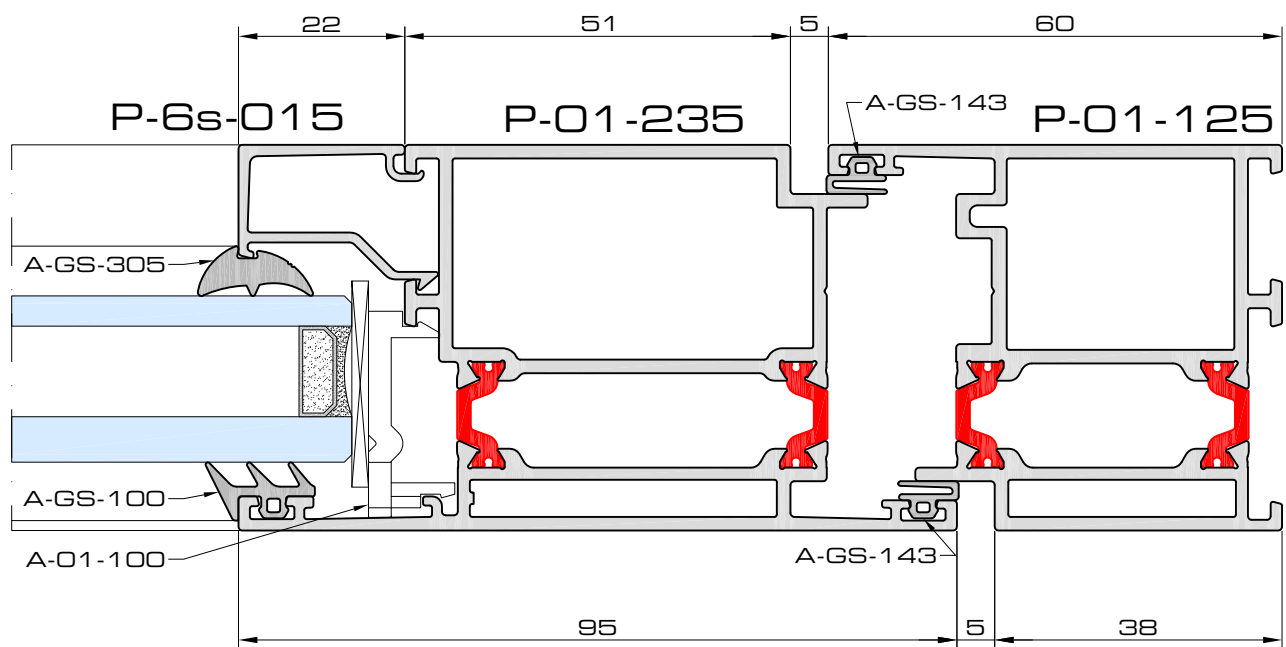
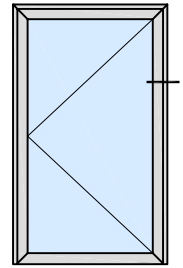
doorsneden ■ coupes ■ sections



# Apollo P01



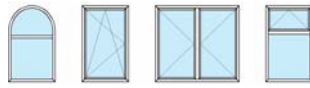
door13



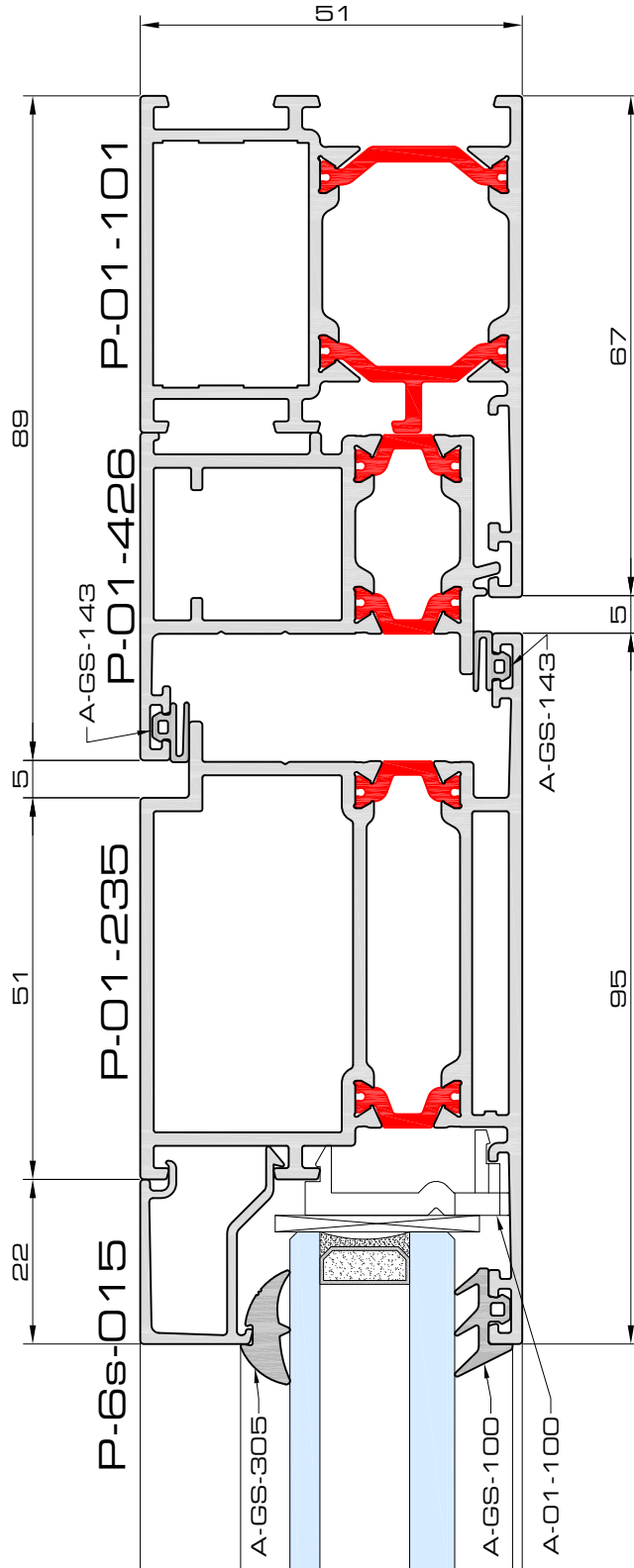
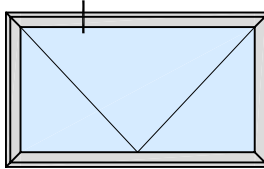
door13b

# 13c

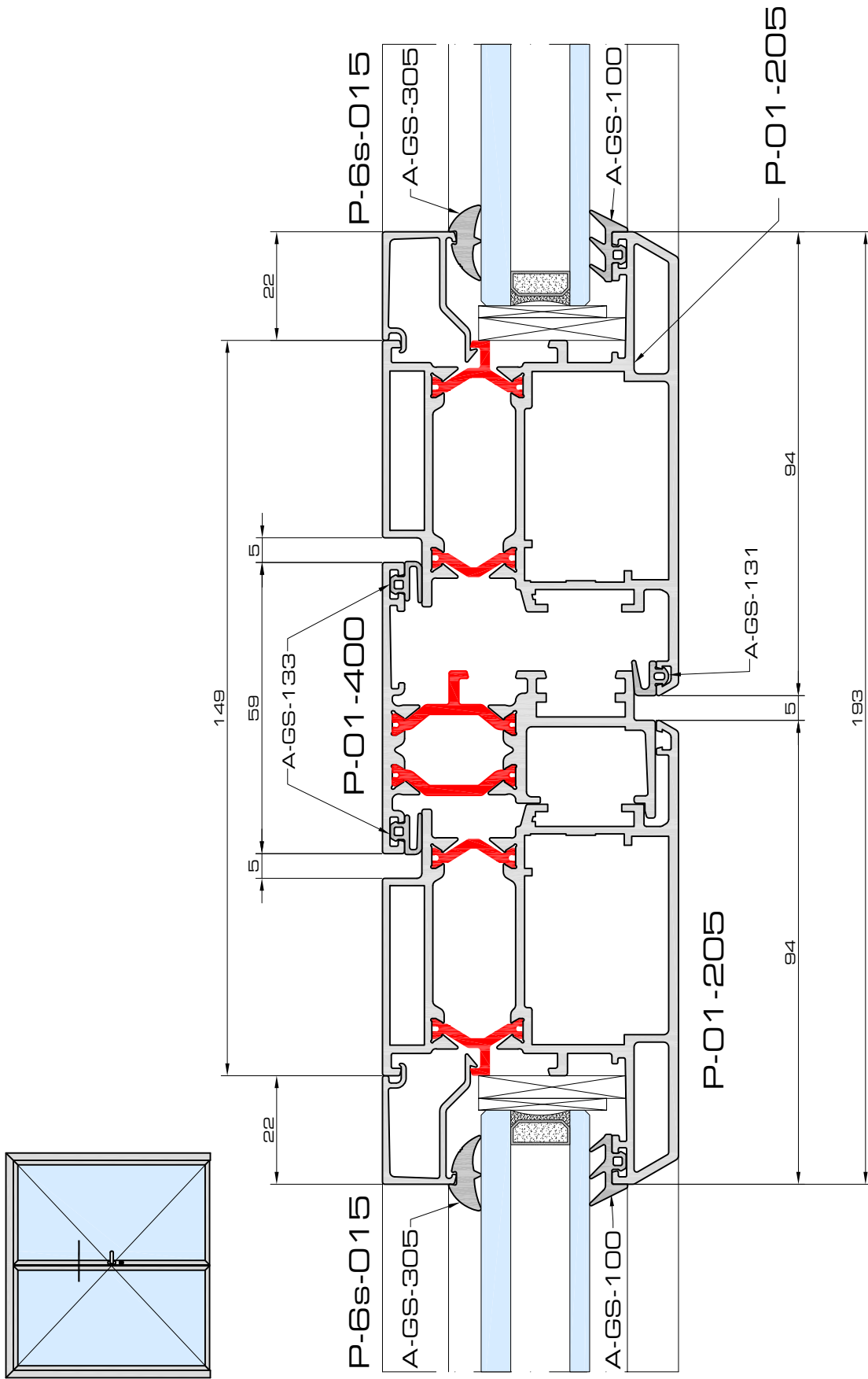
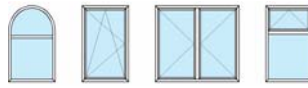
doorsneden ■ coupes ■ sections



## Apollo P01



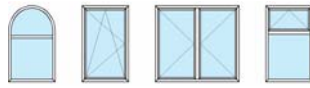
door13c



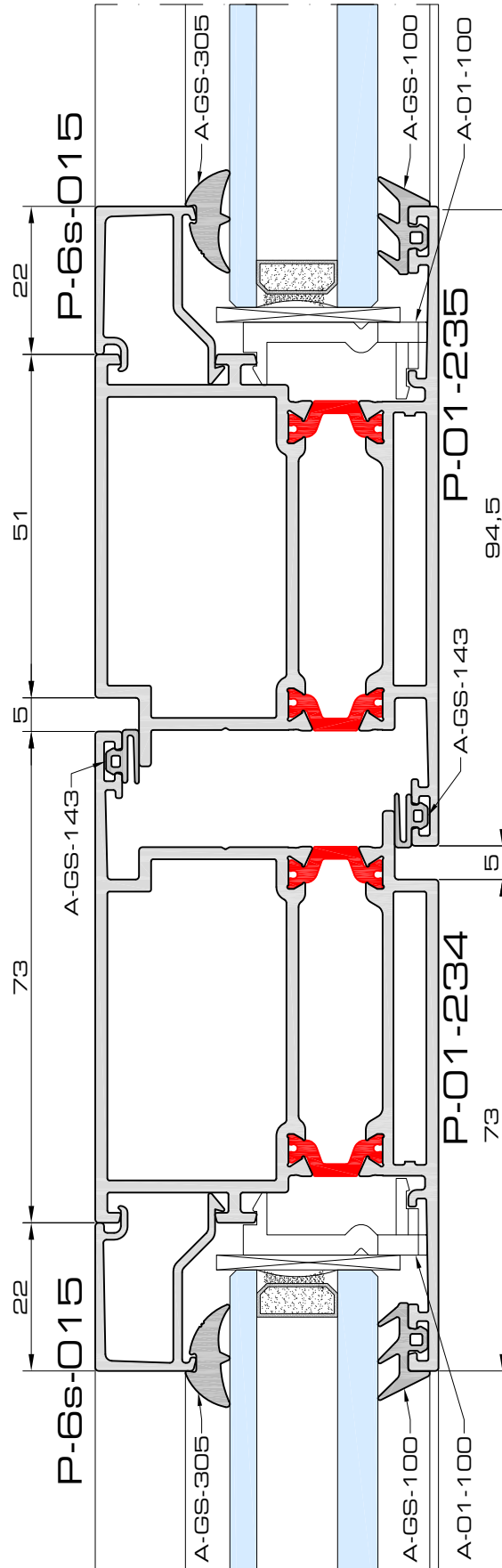
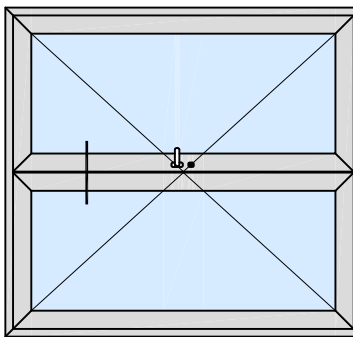
door14

# 14b

doorsneden ■ coupes ■ sections

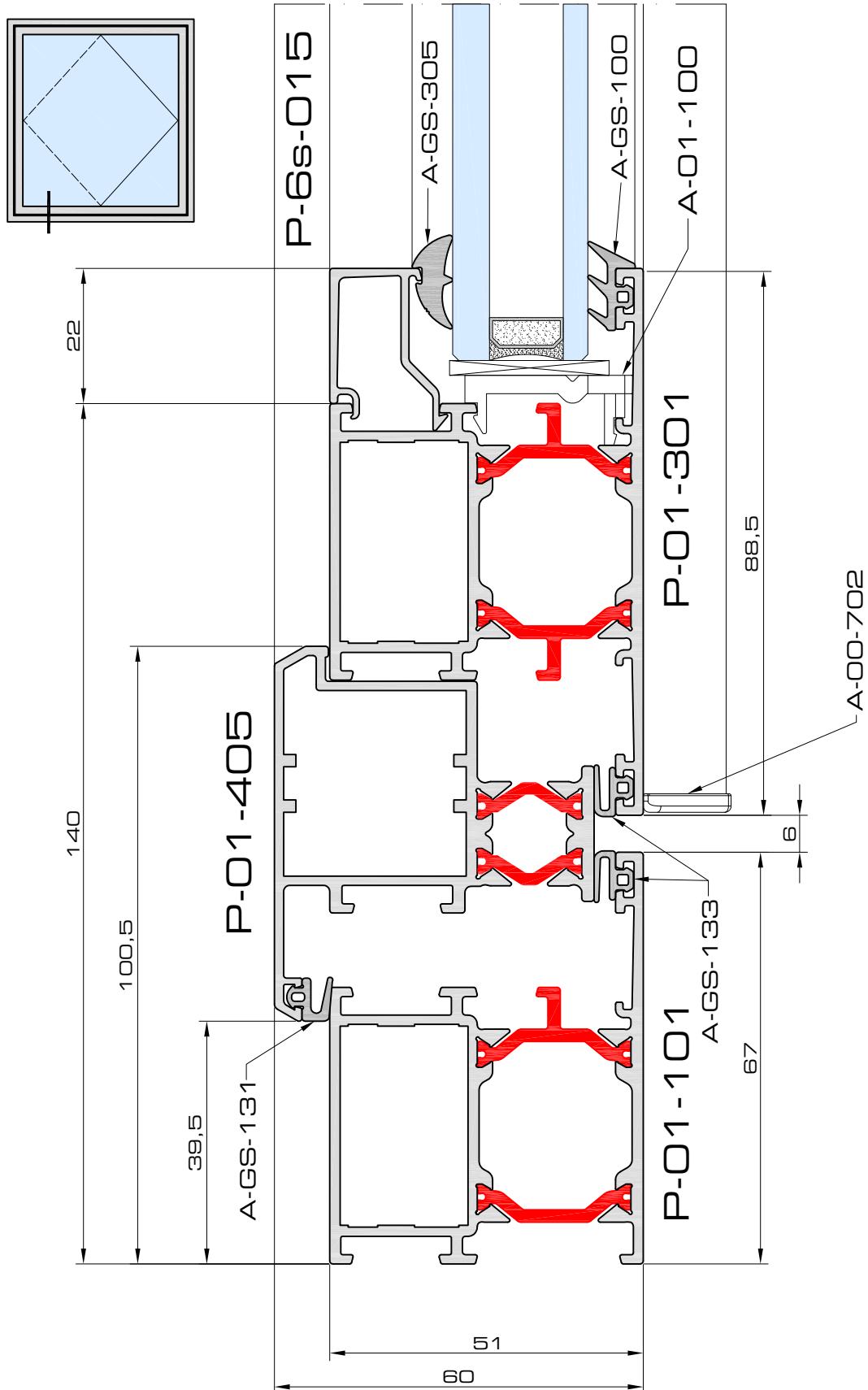
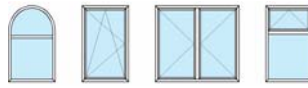


## Apollo P01

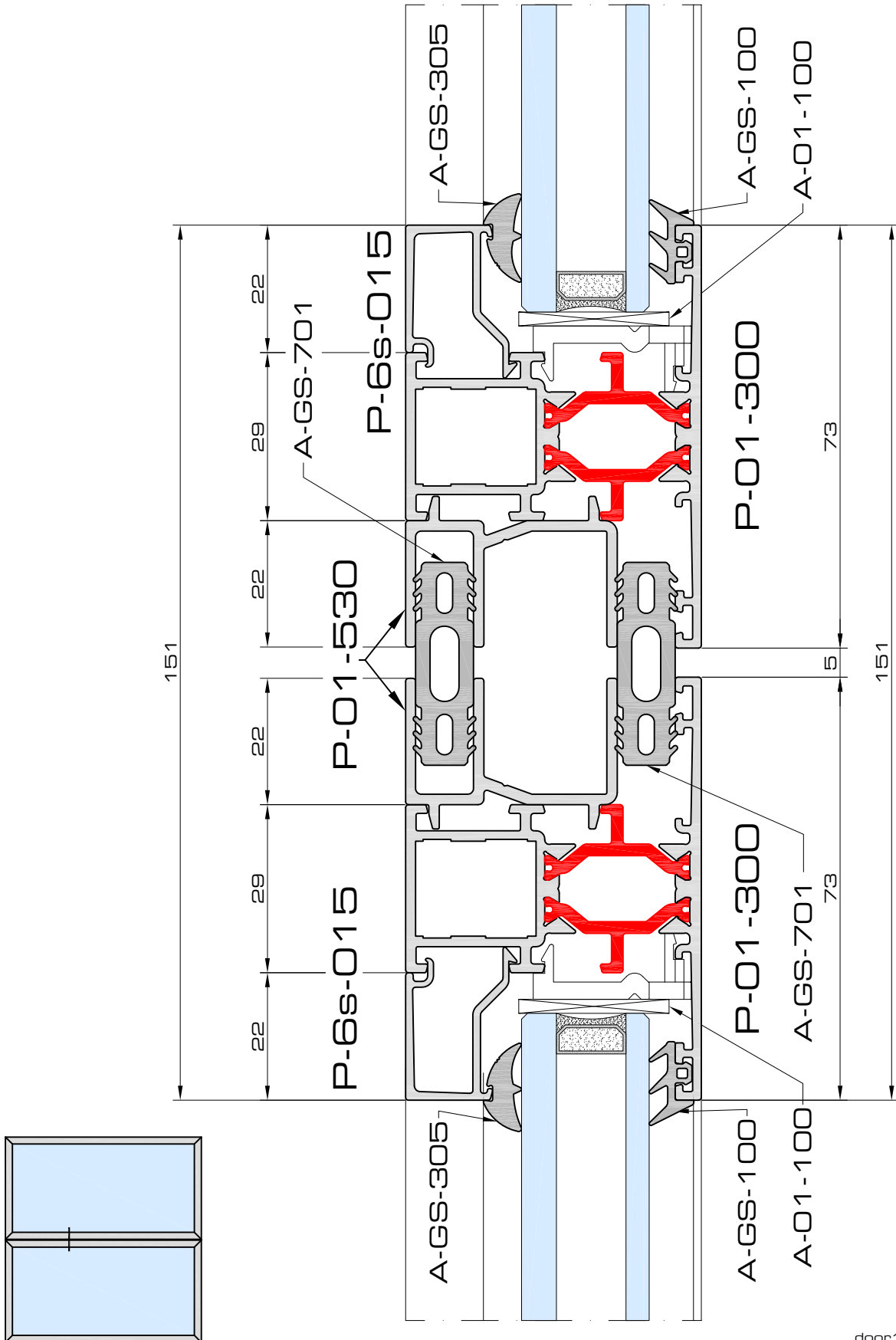
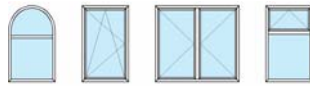


door14b

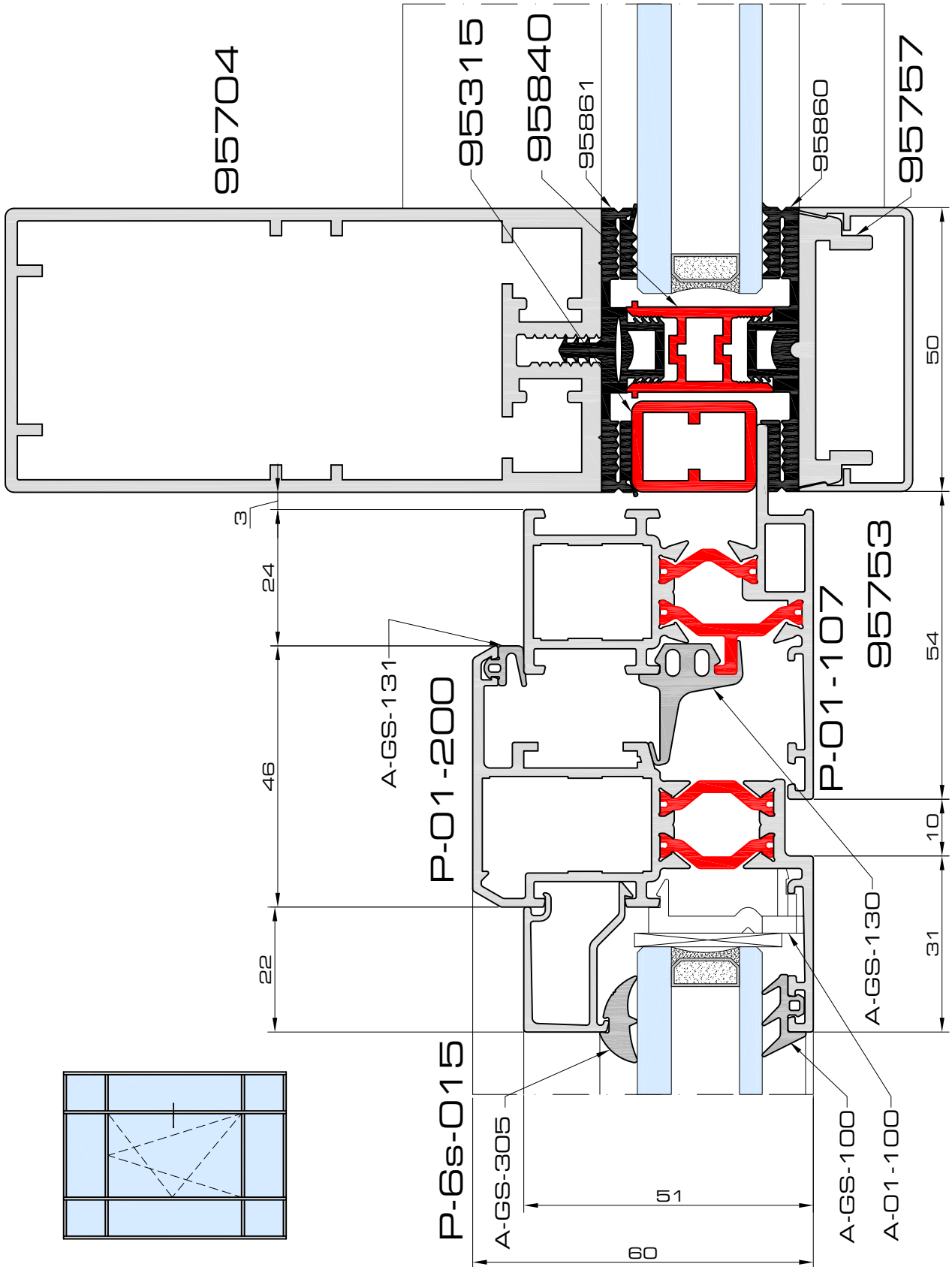
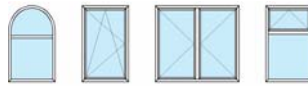




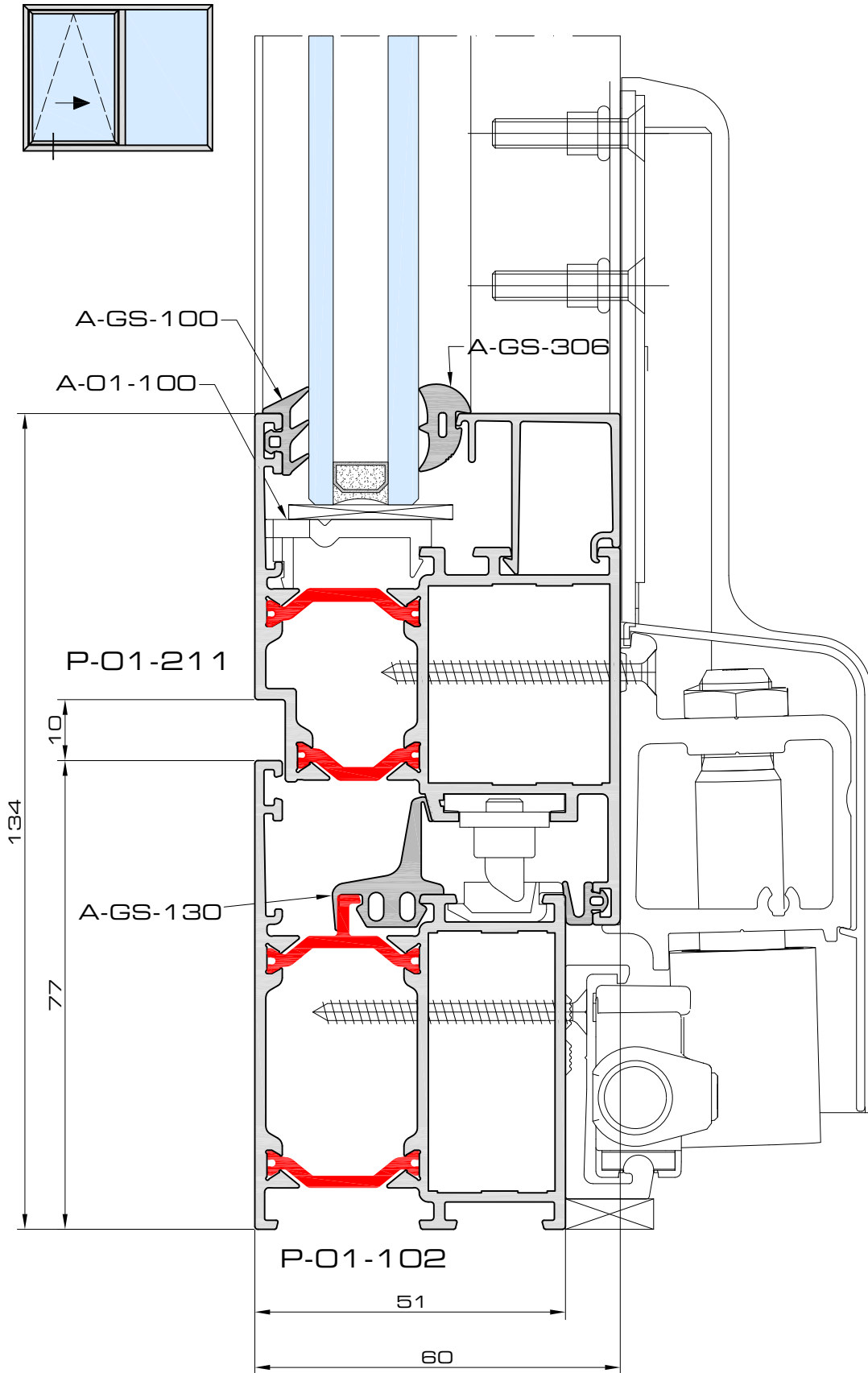
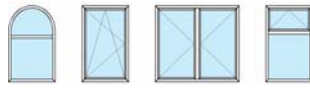
door15



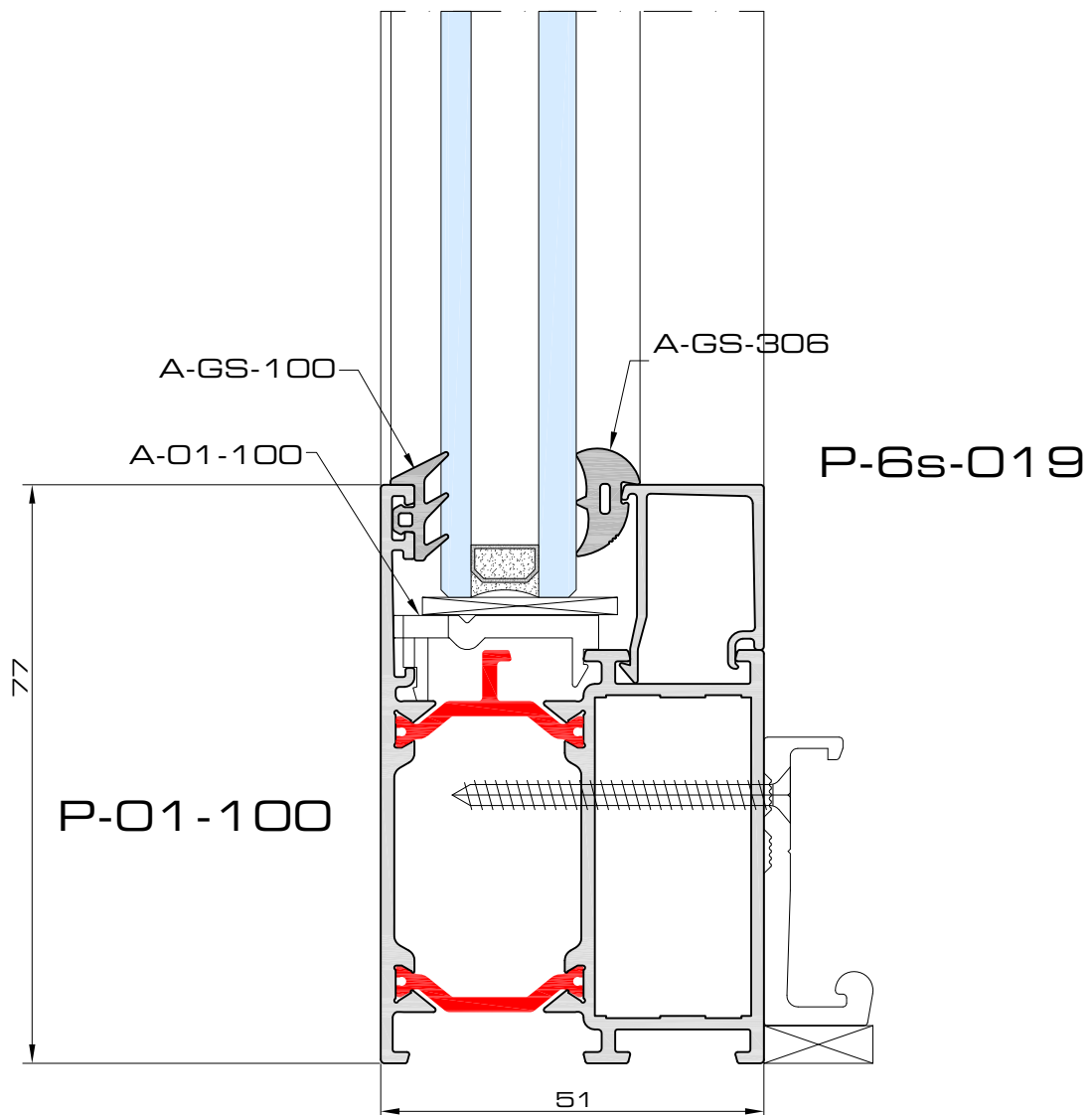
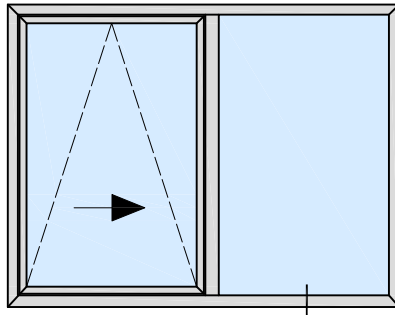
door16



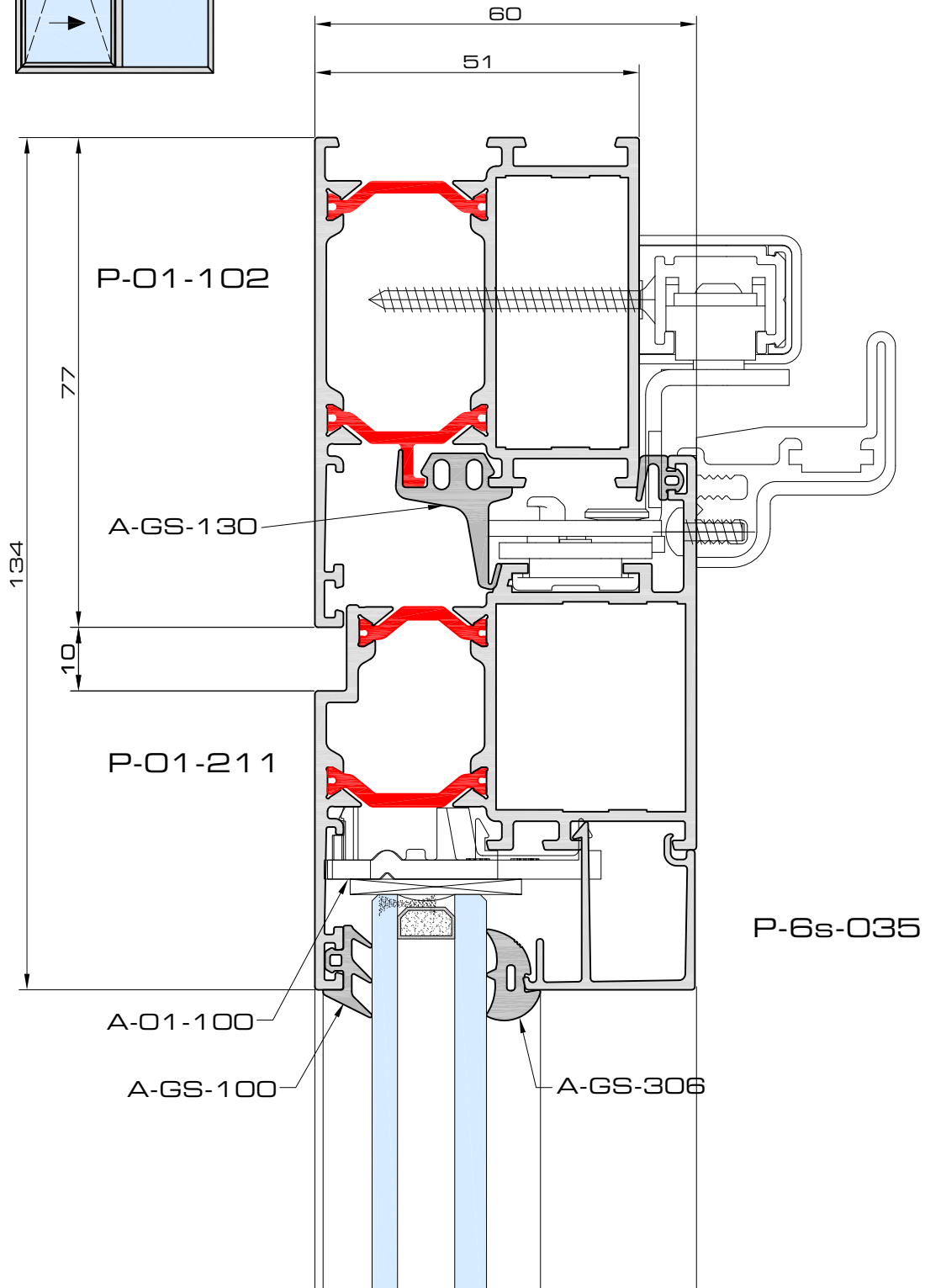
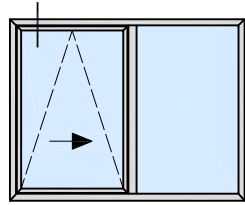
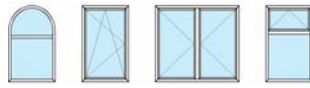
door17



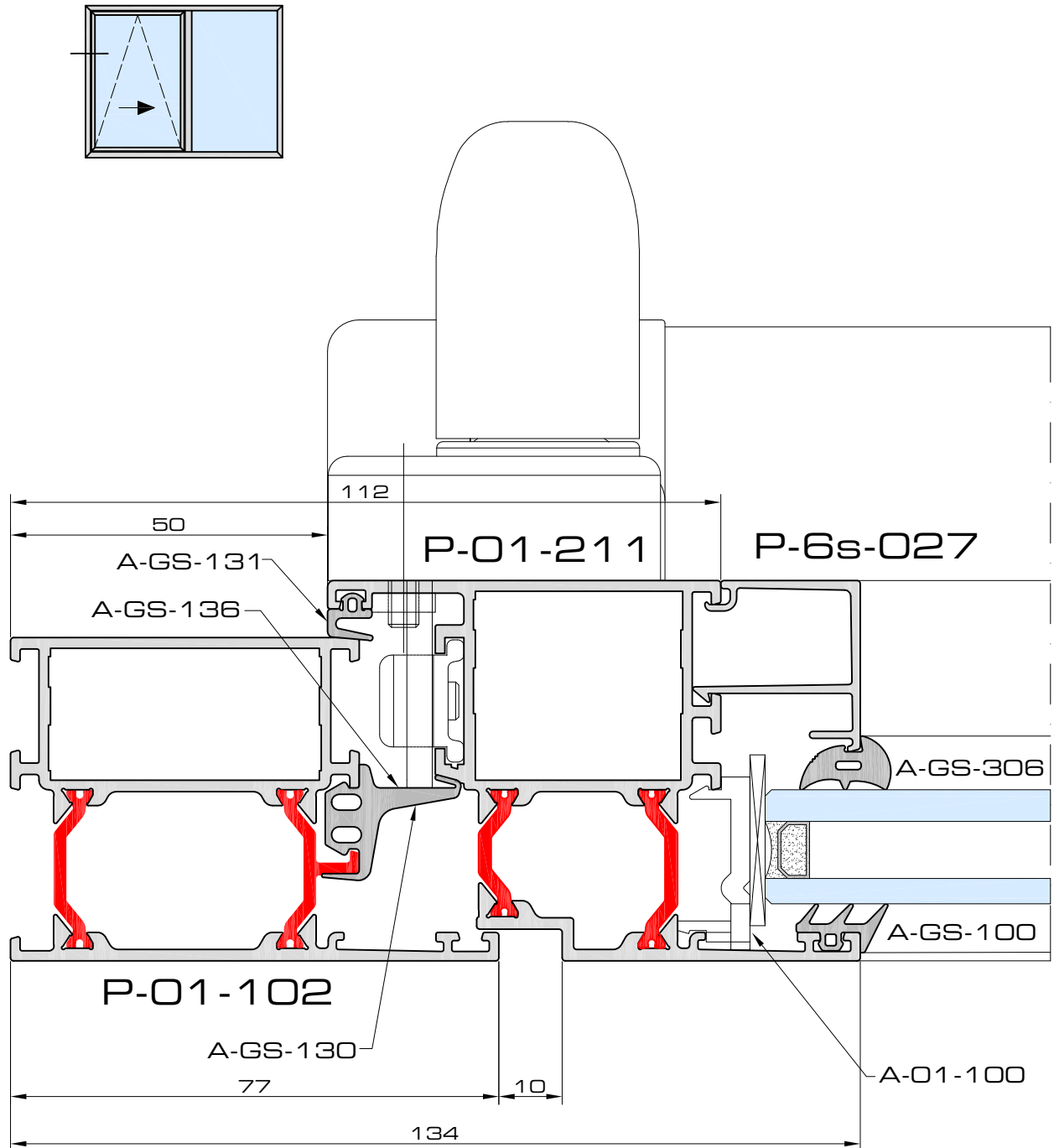
door20



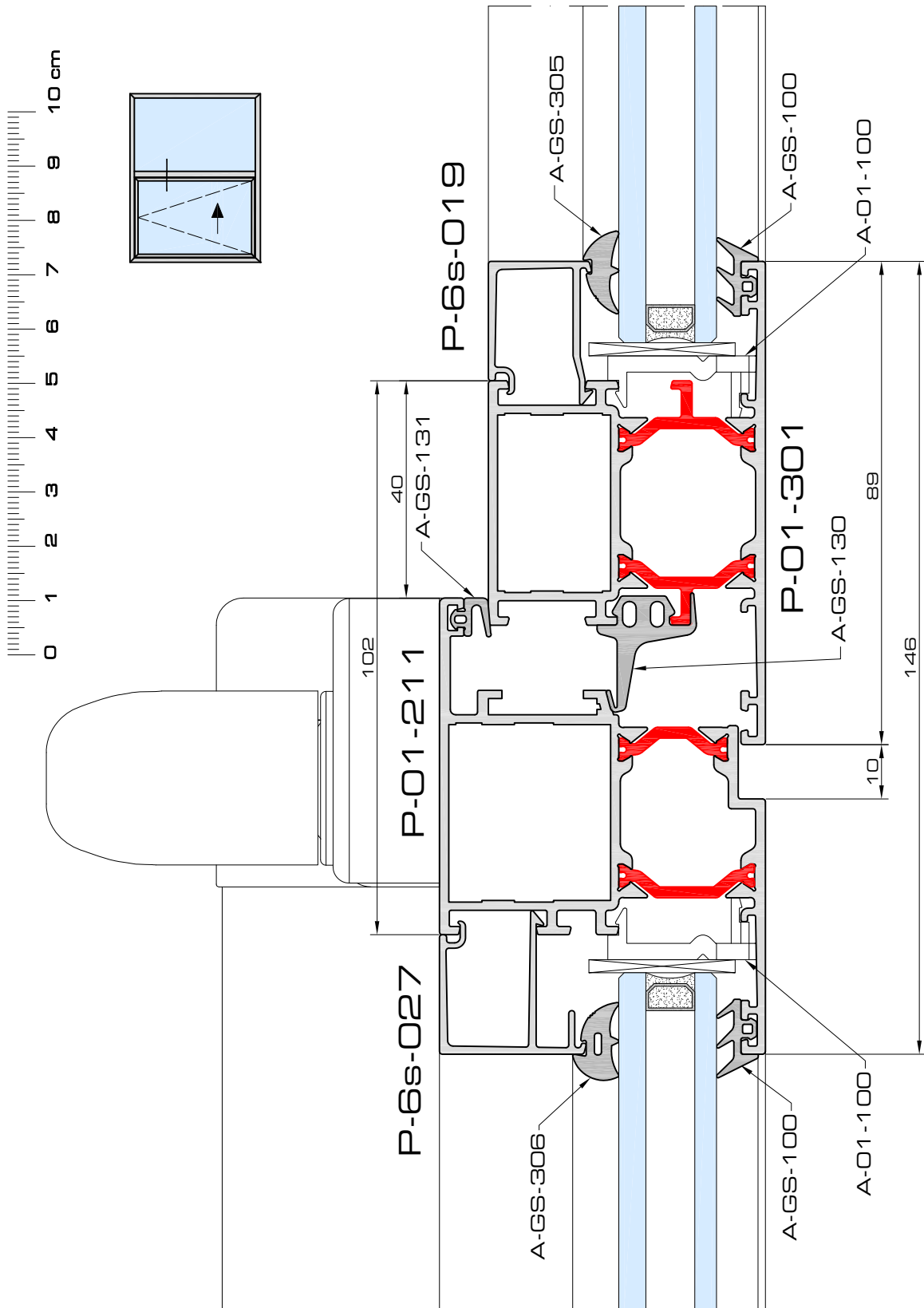
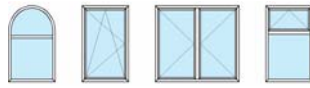
door21



door22



door23



door24

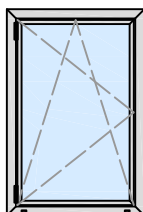


## Performances Apollo system

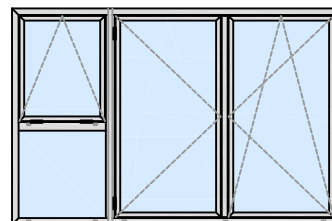


09/2784













Technical agreement



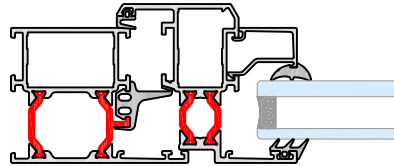
1230mm x 1480mm



2640mm x 2200mm

<p>AIR PERMEABILITY EN 12207</p> 	<p>class 4</p>	<p>class 4</p>
<p>WATER TIGHTNESS EN 12208</p> 	<p>E2000A</p>	<p>E1050A</p>
<p>WIND RESISTANCE EN 12211</p> 	<p>C4</p>	<p>C4</p>
<p>OPERATION FORCE EN 13115 EN 12046-1</p> 	<p>class 1</p>	<p>class 1</p>
<p>WRONG USE EN 13115</p>  <p>80kg</p>	<p>class 4</p>	<p>class 4</p>
<p>IMPACT EN 13049</p> 	<p>-</p>	<p>-</p>
<p>REPORT</p> 	<p>CAR 8187/2 25/09/2008</p>	<p>CAR 8187/1 24/09/2008</p>
<p>ACOUSTIC PERFORMANCE EN ISO 140-3 EN ISO 717-1</p> 	<p>40 (-2;-5) dB</p>	<p>-</p>
<p>REPORT</p> 	<p>AC 4649 10/06/2008</p>	
<p>BURGLARY PROOF NEN 5096/A1 ENV 1627</p> 	<p>class 2</p>	<p>-</p>
<p>REPORT</p> 	 <p>ATT' 09.11.295.02 system certificate</p>	

## Uf values Apollo system



EN ISO 10077-1  
EN ISO 10077-2

	-	P-01-200	P-01-201	P-01-202
P-01-100	2.80 W/m²K	3.04 W/m²K	2.97 W/m²K	2.98 W/m²K
P-01-101	2.81 W/m²K	3.02 W/m²K	2.94 W/m²K	2.96 W/m²K
P-01-102	2.83 W/m²K	2.99 W/m²K	2.93 W/m²K	2.94 W/m²K

## Uw calculation

EN ISO 10077-1  
EN ISO 10077-2

$$U_w = \frac{U_{f1} * A_1 + U_{f2} * A_2 + \dots + U_g * A_g + \psi * L_g}{A_{tot}}$$

Uw = U value window

Uf = U value profile

Ug = U value glass

A1, A2, A3, A4 = area profile

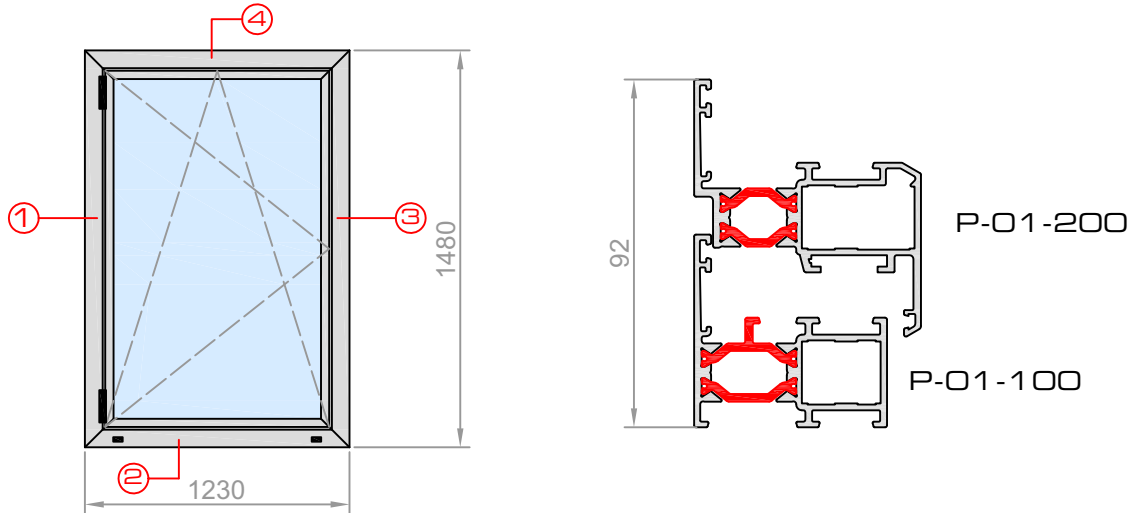
Atot = total window area

Ag = glass area

Lg = length of glass edge

ψ = glass edge factor --> 0.11 standard

## Example Uw calculation



$$U_{f1} = U_{f2} = U_{f3} = U_{f4} = 3.04 \text{ W/m}^2\text{K}$$

$$U_g = 1.1 \text{ W/m}^2\text{K}$$

$$\Psi = 0.11 \text{ (standard)}$$

$$A_1 = A_3$$

$$= 0.127 \text{ m}^2$$

$$A_2 = A_4$$

$$= 0.105 \text{ m}^2$$

$$A_g = 1.35 \text{ m}^2$$

$$L_g = 4.68 \text{ m}$$

$$A_{tot} = 1.82 \text{ m}^2$$

$$U_w = \frac{3.04 \cdot 0.105 + 3.04 \cdot 0.127 + 3.04 \cdot 0.105 + 3.04 \cdot 0.127 + 1.1 \cdot 1.35 + 0.11 \cdot 4.68}{1.82}$$

$$U_w = 1.88 \text{ W/m}^2\text{K}$$





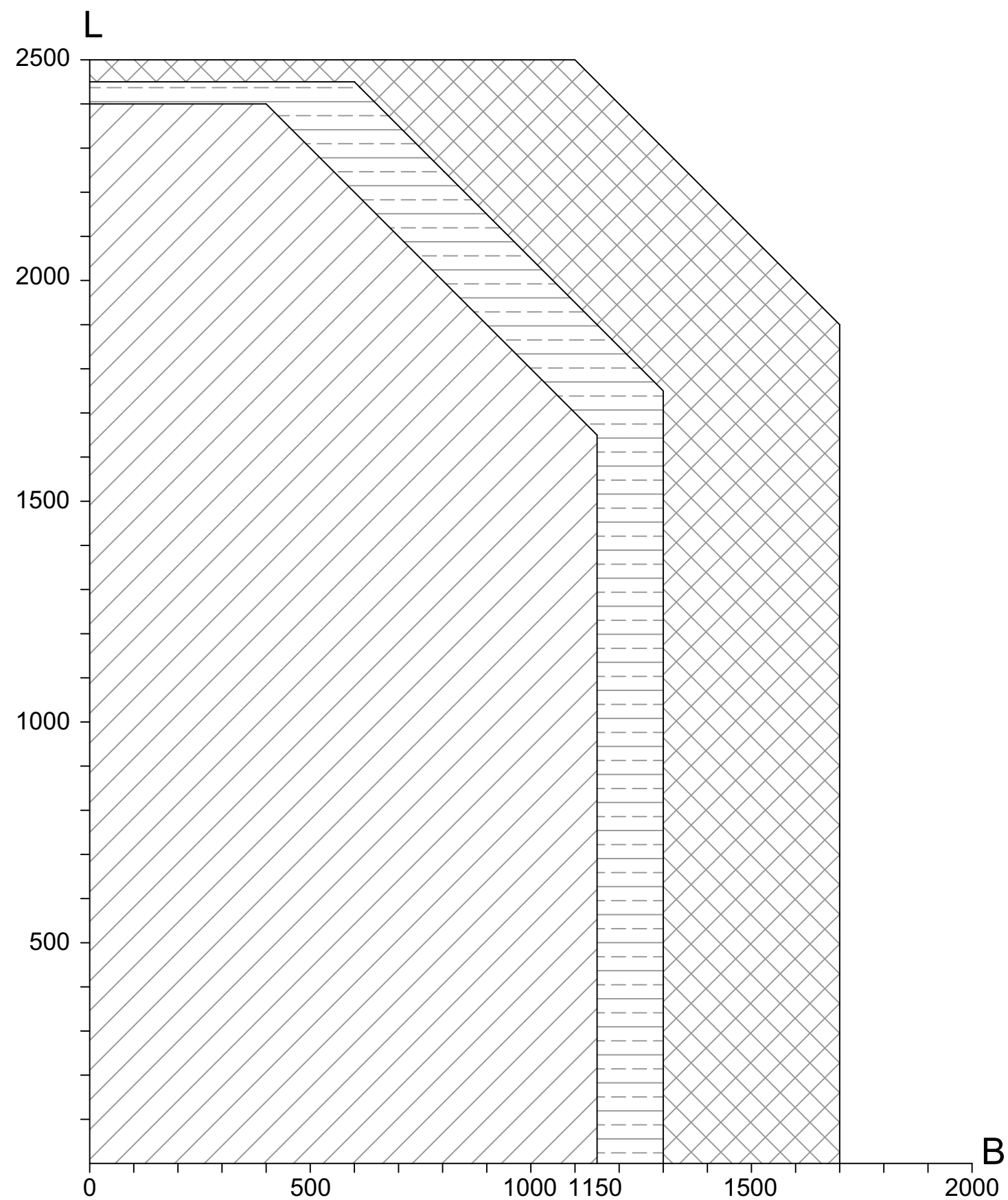
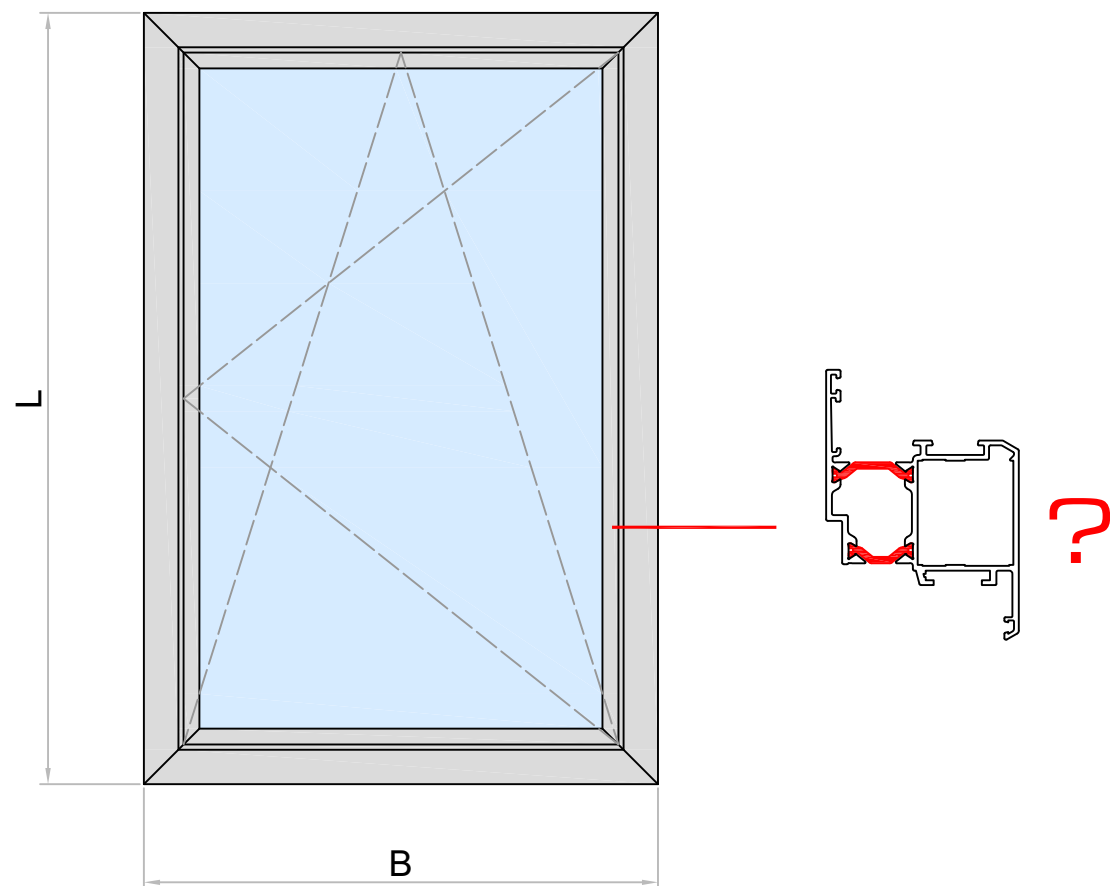












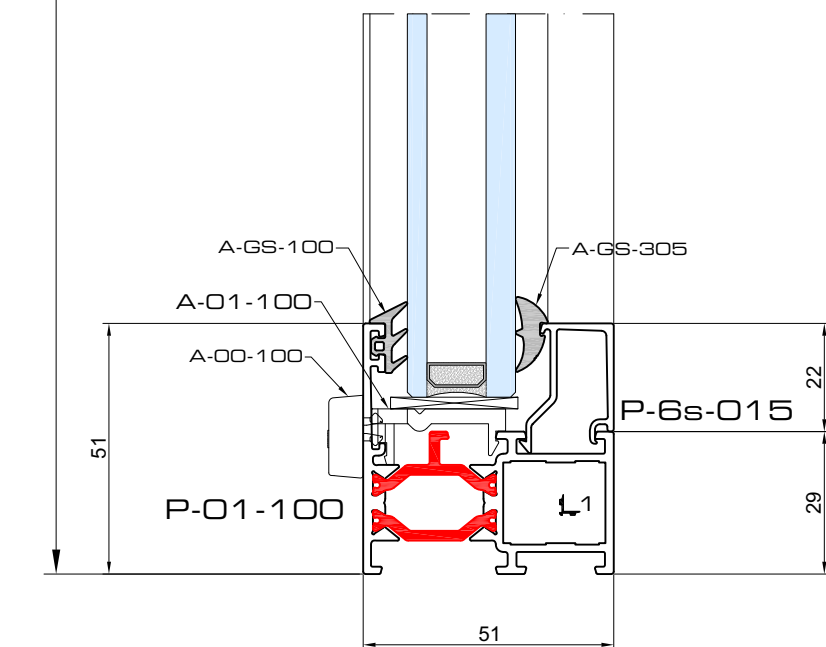
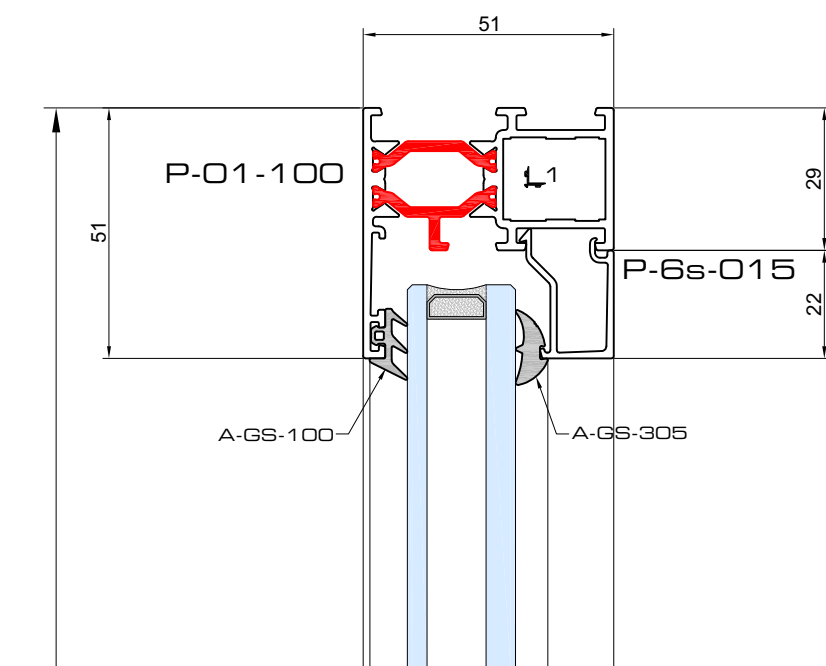


Toepassingsbereik  
 Limites d' utilisation  
 Scope



-   P-01-200
-   P-01-201
-   P-01-202





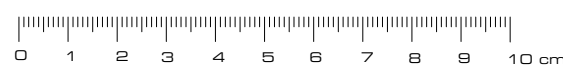
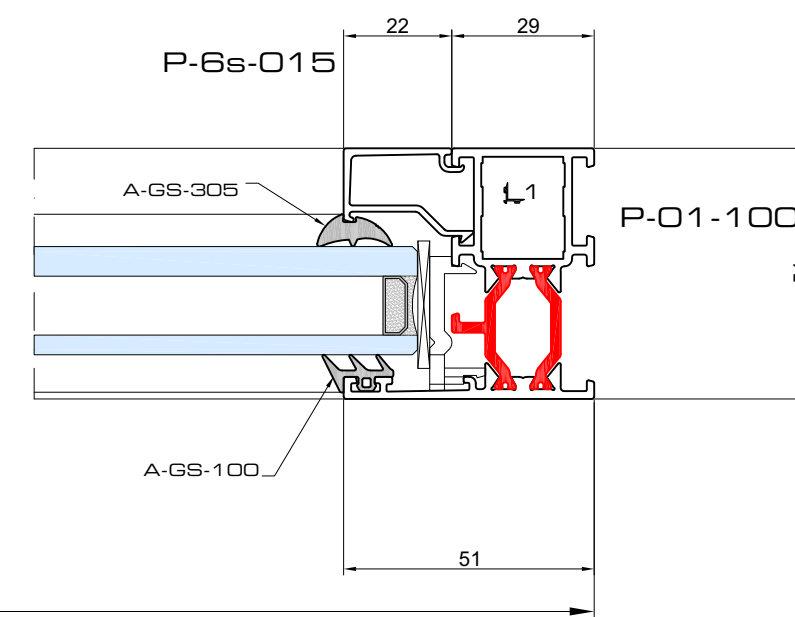
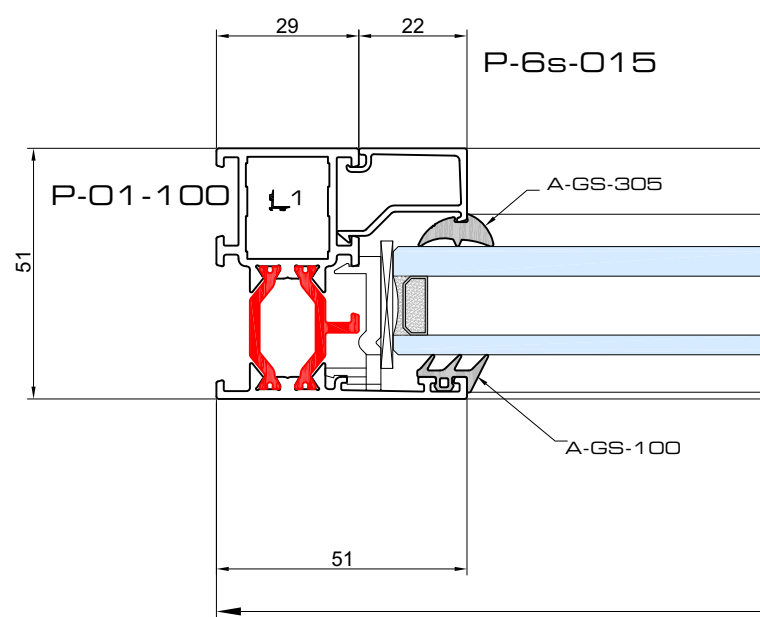
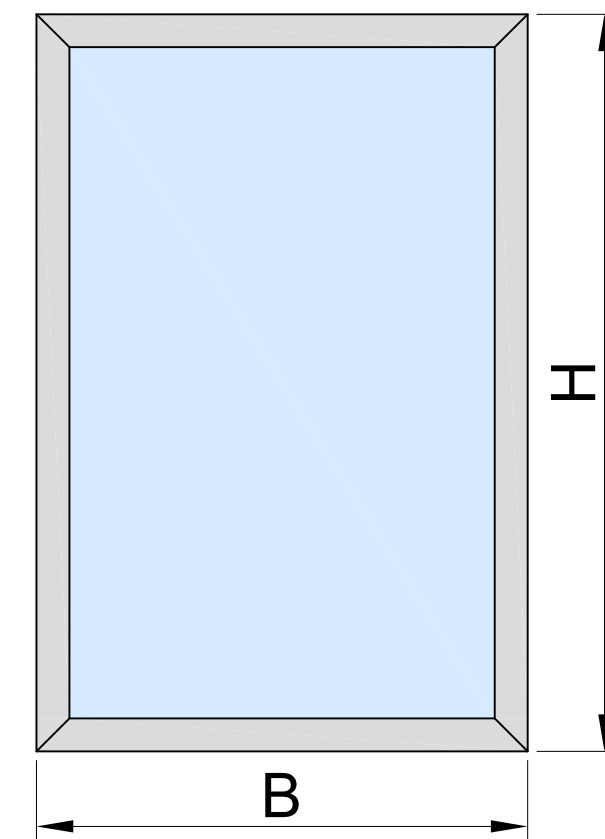
		B	#	H	#
P-01-100		B	2	H	2
P-6s-015		B - 58	2	H - 102	2

A-00-100	max. 900				
A-00-105	4				
A-01-100	4				

	P	S	#
1	A-PH-1621	A-SH-1621	4

A-GS-100	2B + 2H
A-GS-305	2B + 2H

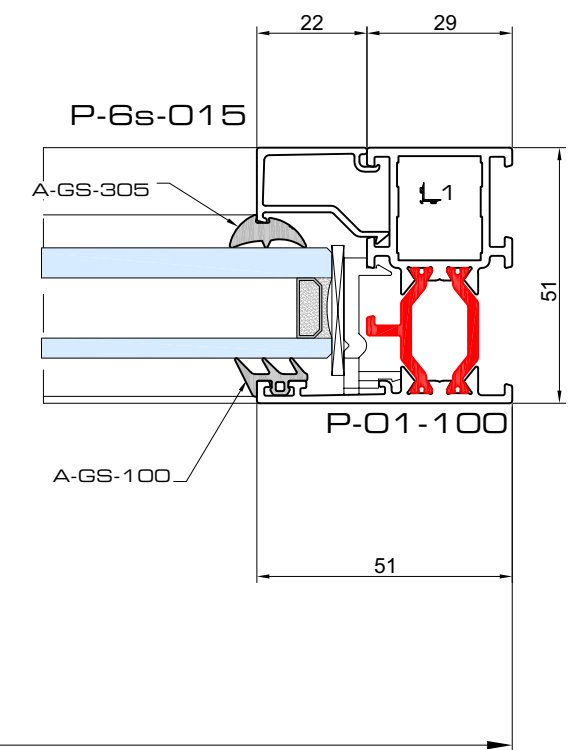
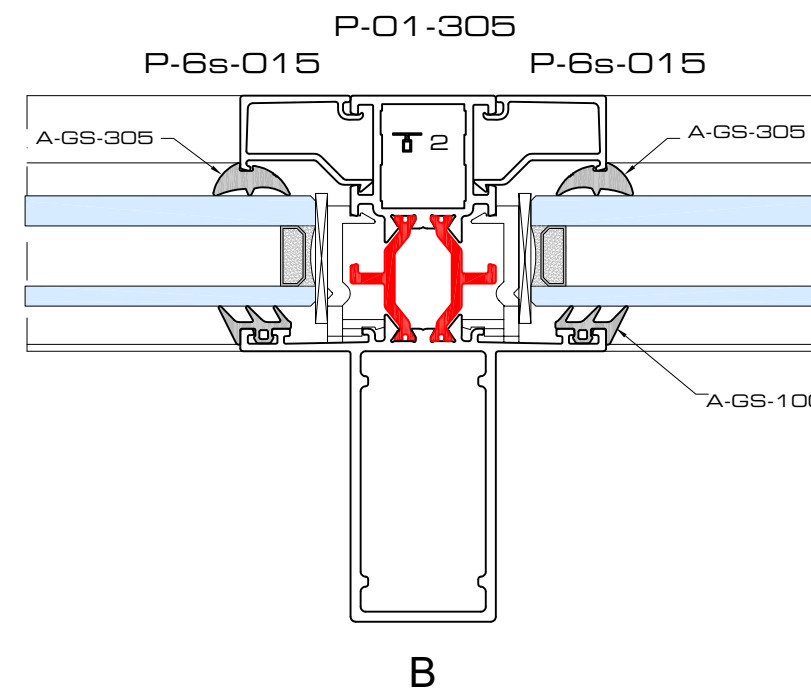
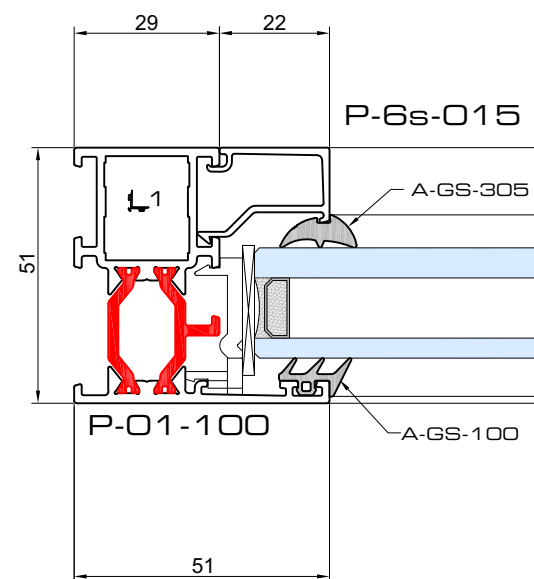
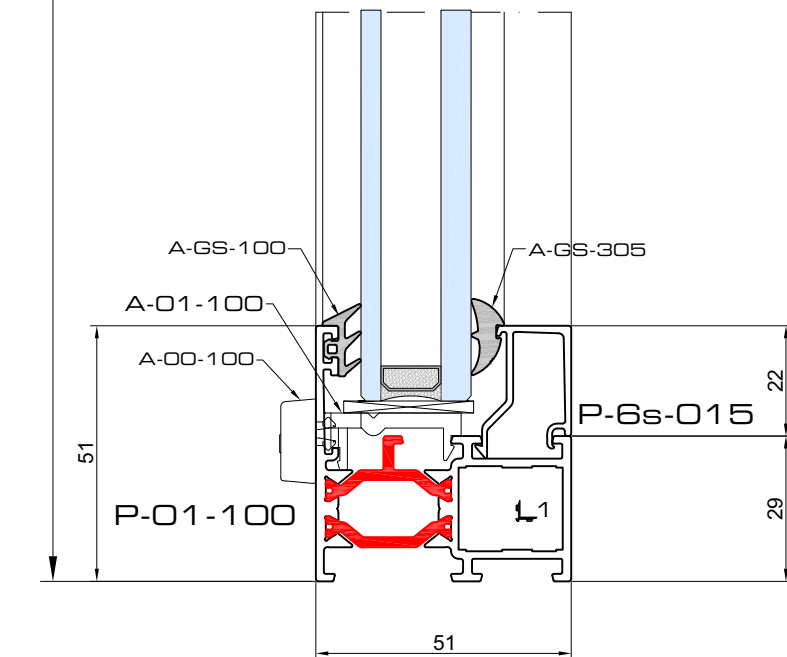
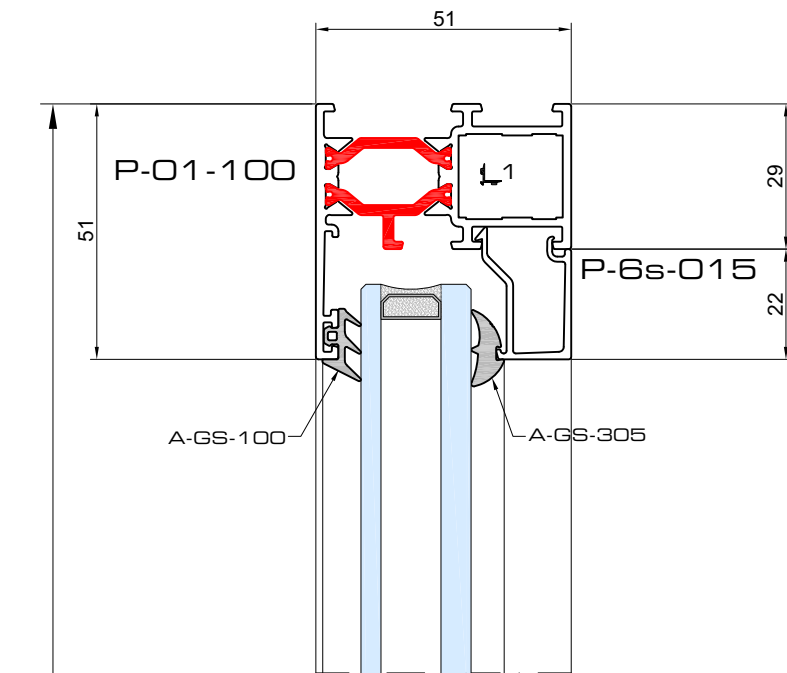
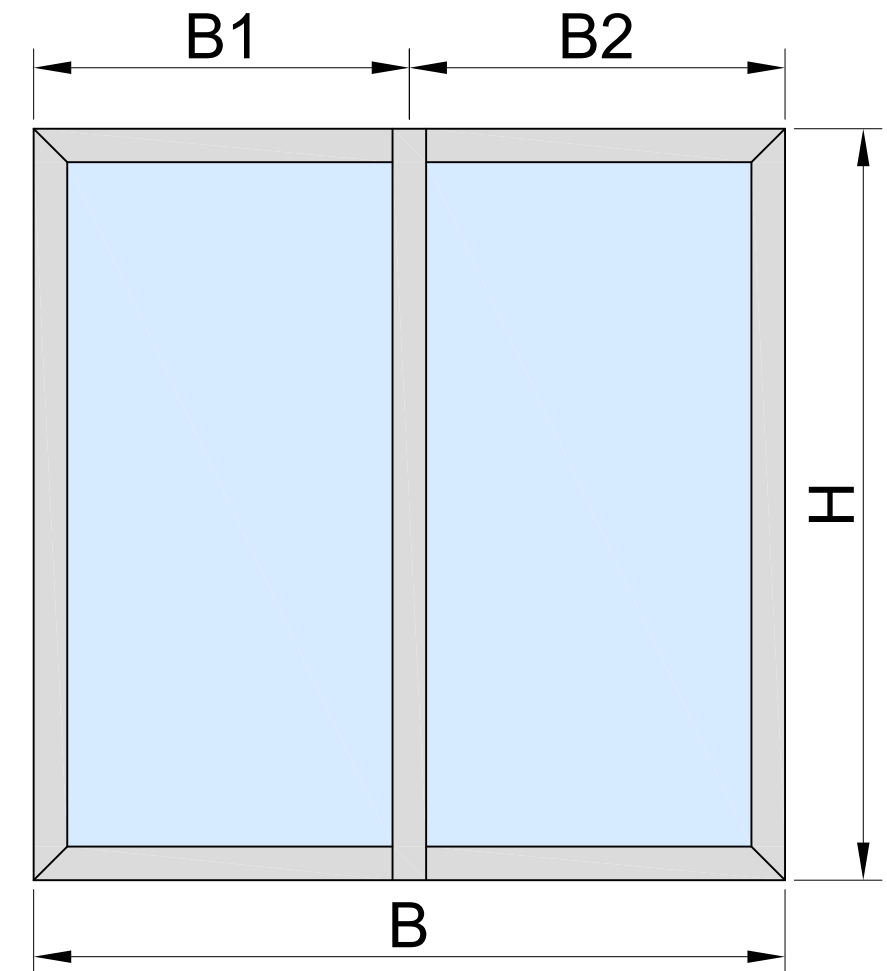
	B	H
	B - 72	H - 72



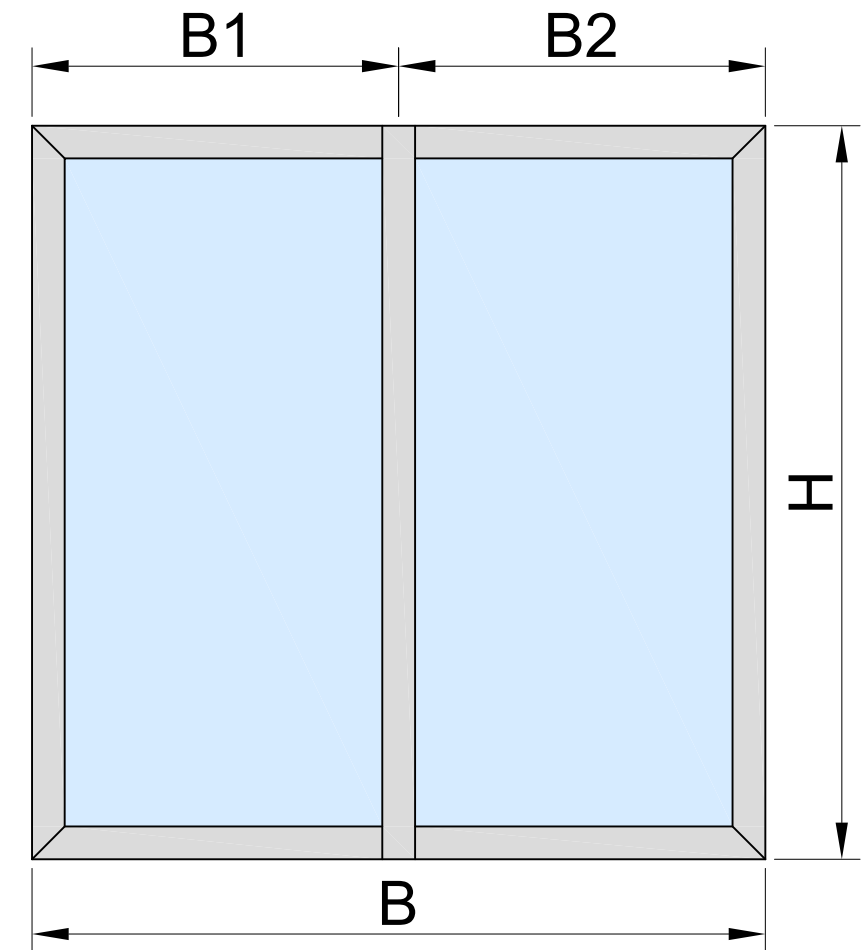
		B	#	H	#
P-01-100		B	2	H	2
P-01-305		-	-	H - 4	1
P-6s-015		B1 - 43.5	2	H - 102	2
P-6s-015		B2 - 43.5	2	H - 102	2

	max. 900				#
A-00-100					
A-00-105	4				
A-01-100	8				
A-01-305	1				
		1 A-PH-1621	A-SH-1621	-	4
		2 -	-	A-TV-001	2

		B	H
A-GS-100	2B + 2H	B1 - 57.5	H - 72
A-GS-305	2B + 2H	B2 - 57.5	H - 72



ap\_dubbel\_vast\_305



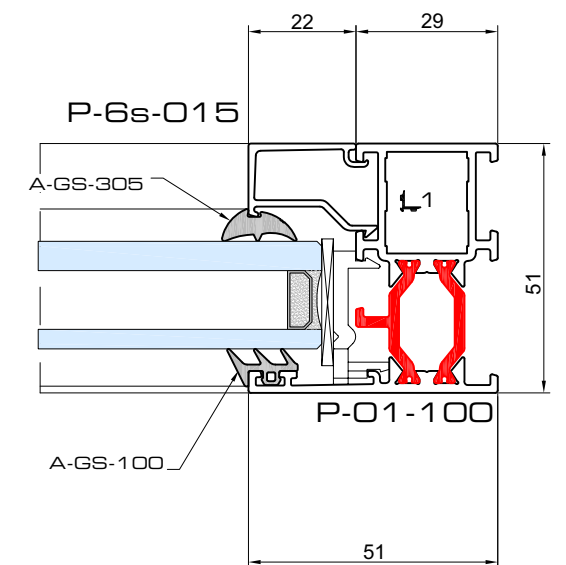
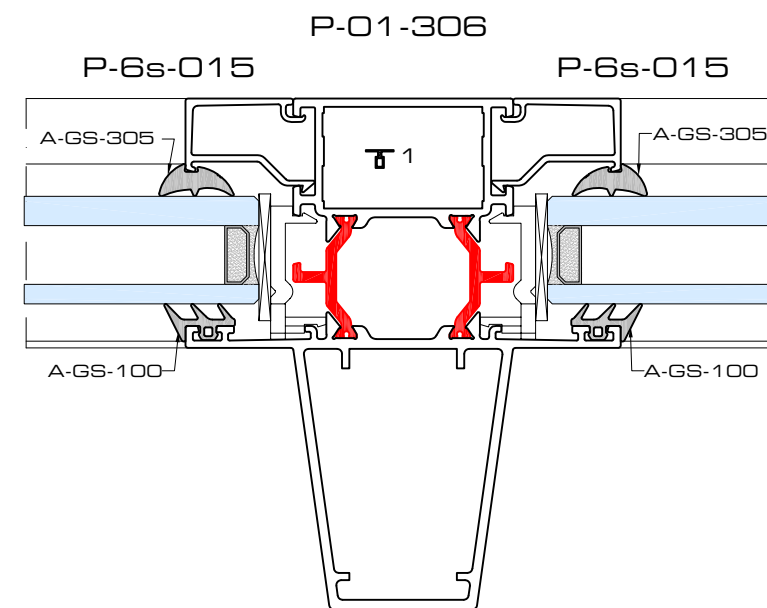
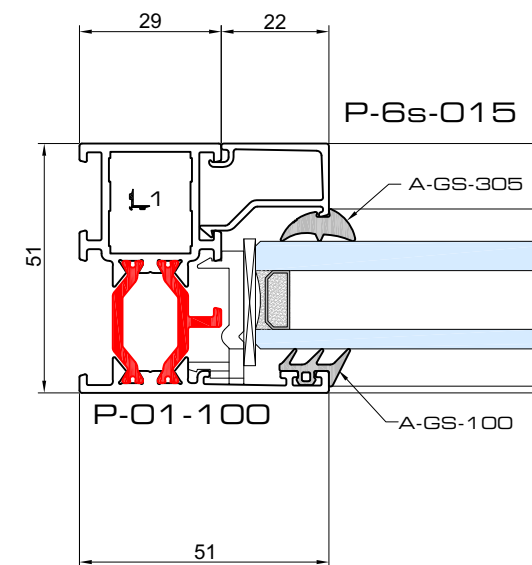
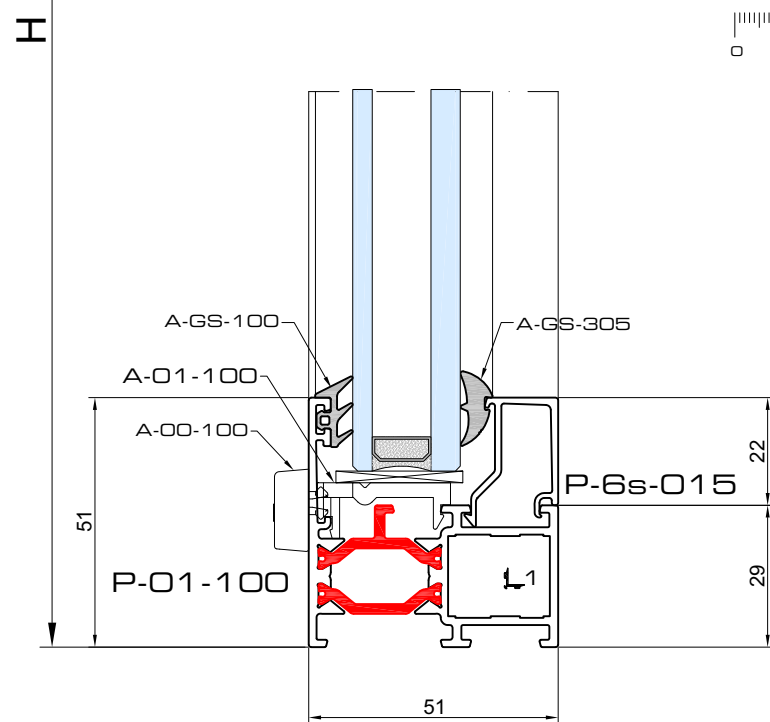
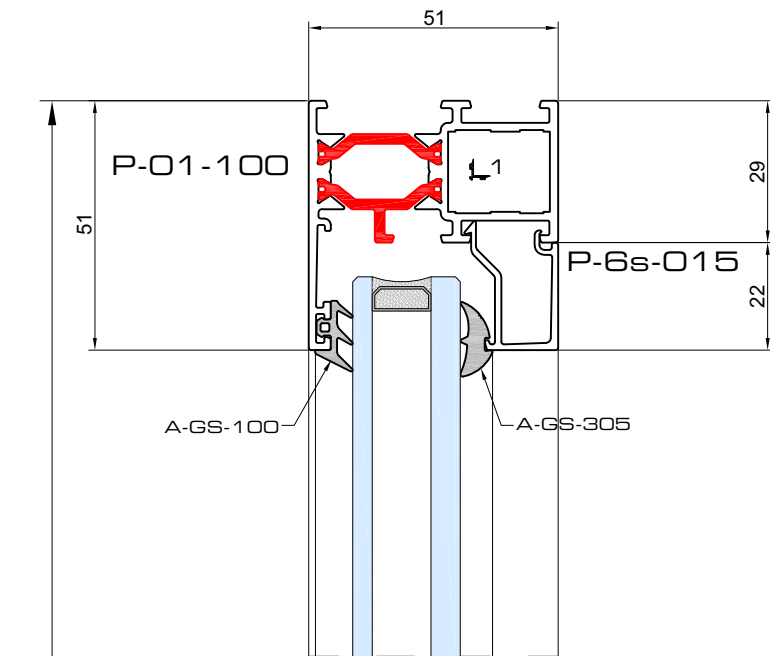
		B	#	H	#
P-01-100		B	2	H	2
P-01-306		-	-	H - 4	1
P-6s-015		B1 - 51.5	2	H - 102	2
P-6s-015		B2 - 51.5	2	H - 102	2

		max. 900
A-00-100		4
A-01-100		8
A-01-306		1

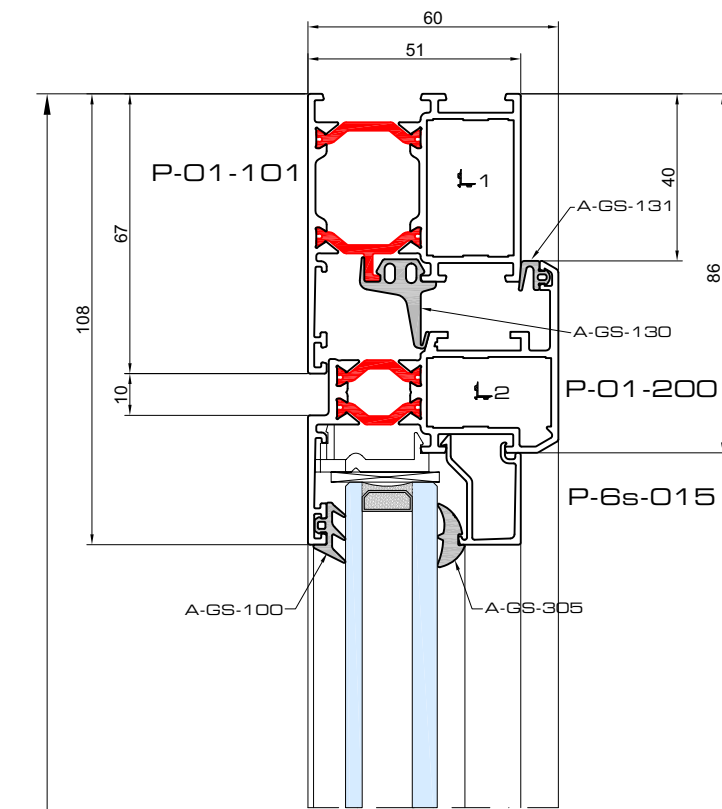
				#
1	A-PH-1621	A-SH-1621	-	4
2	-	-	A-TV-003	2

A-GS-100	2B + 2H
A-GS-305	2B + 2H

	B	H
	B1 - 65.5	H - 72
	B2 - 65.5	H - 72



ap\_dubbel\_vast\_306



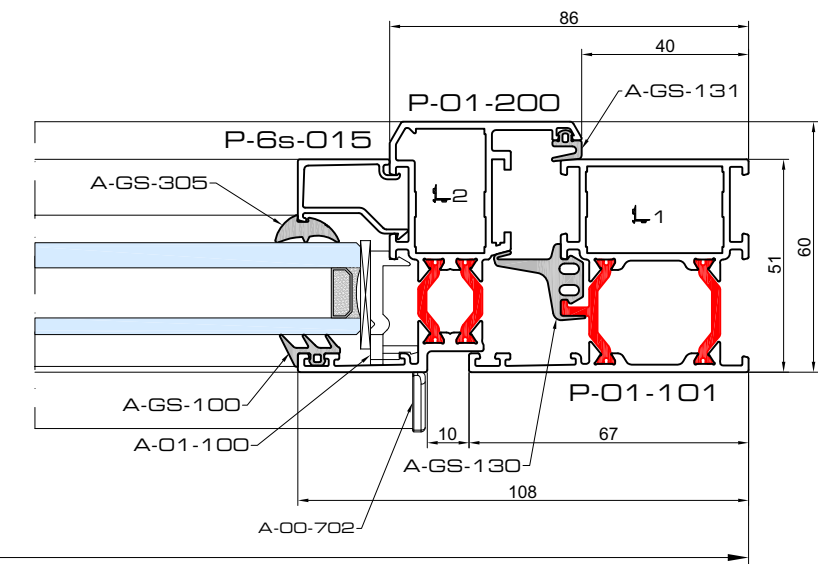
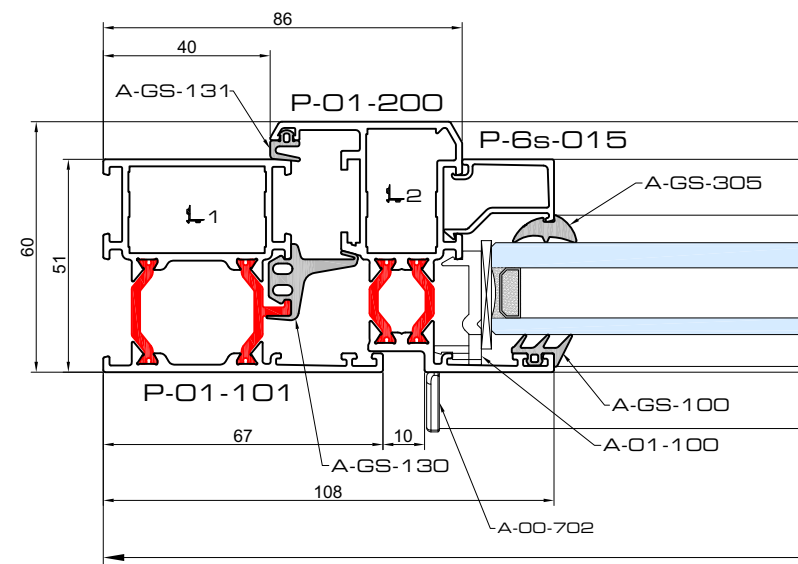
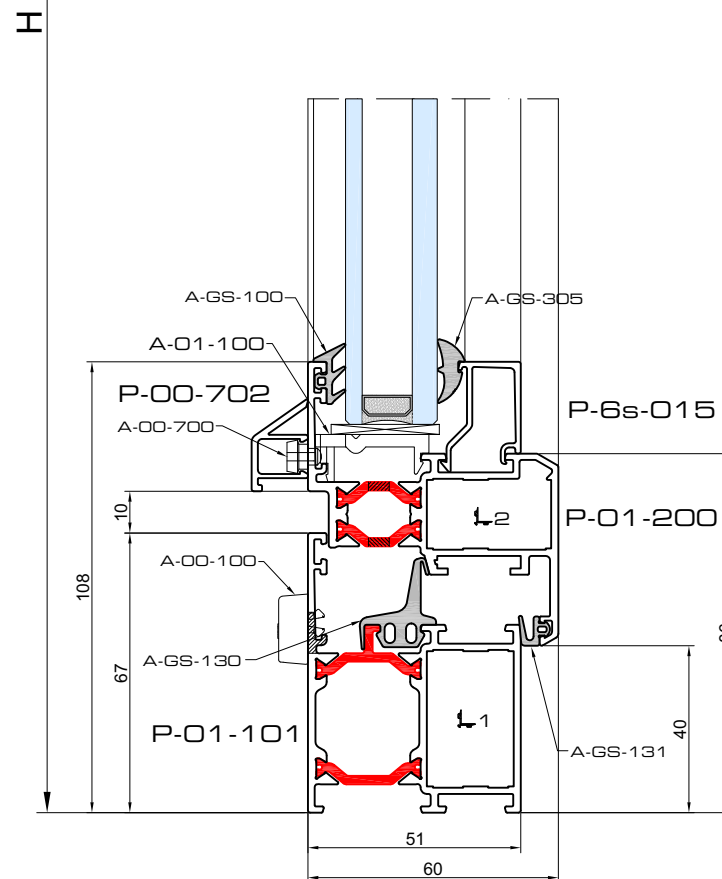
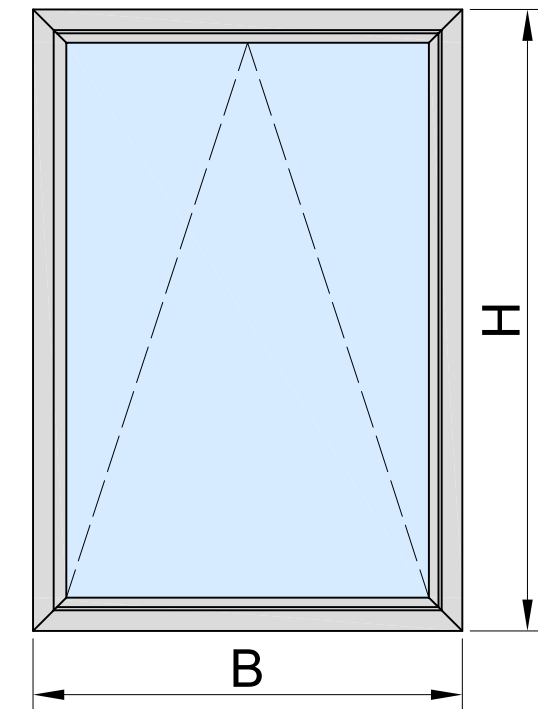
		B	#	H	#
P-01-101		B	2	H	2
P-01-200		B - 80	2	H - 80	2
P-6s-015		B - 172	2	H - 216	2
P-00-702		B - 160	1	-	-

A-00-100	max. 900
A-00-105	8
A-01-100	8
A-00-700	= B/250
A-00-702	1

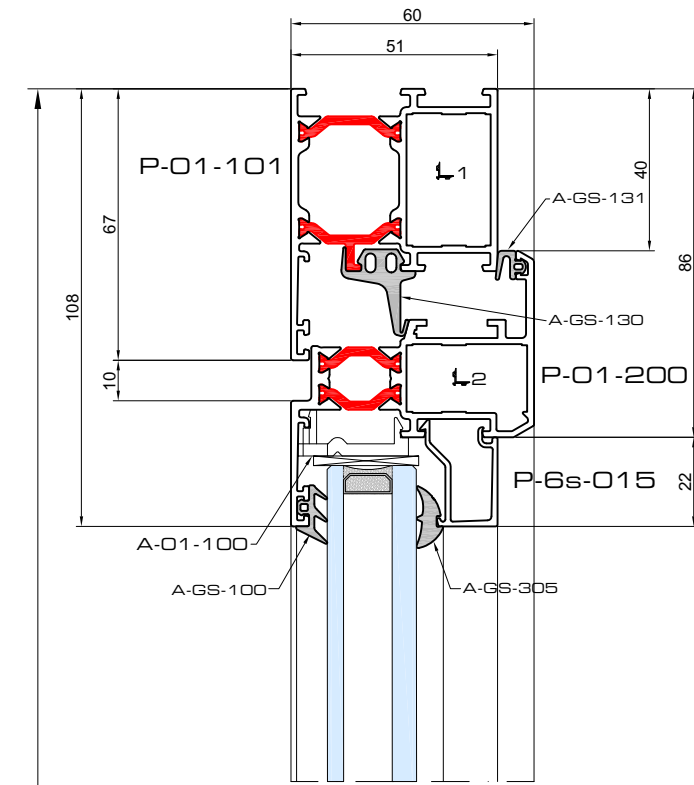
			#
1	A-PH-3221	A-SH-3221	4
2	A-PH-1630	A-SH-1630	4

A-GS-130	2B + 2H
A-GS-131	2B + 2H
A-GS-100	2B + 2H
A-GS-305	2B + 2H

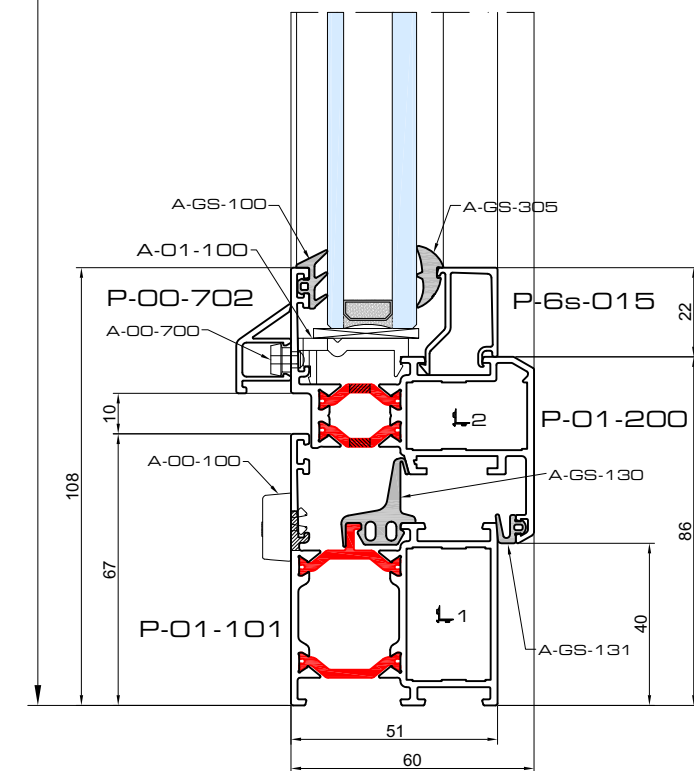
	B	H
	B - 186	H - 186



kipraam\_ap



H



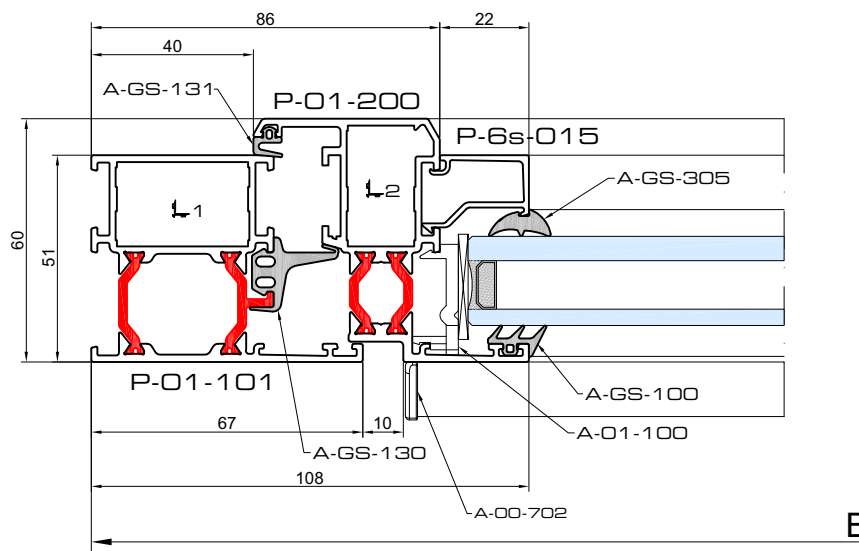
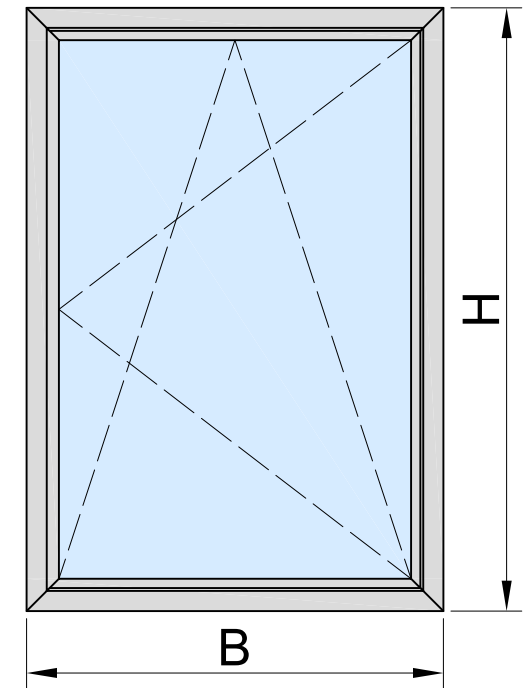
		B	#	H	#
P-01-101		B	2	H	2
P-01-200		B - 80	2	H - 80	2
P-6s-015		B - 172	2	H - 216	2
P-00-702		B - 160	1	-	-

A-00-100	max. 900
A-00-105	8
A-01-100	6
A-00-700	= B/250
A-00-702	1

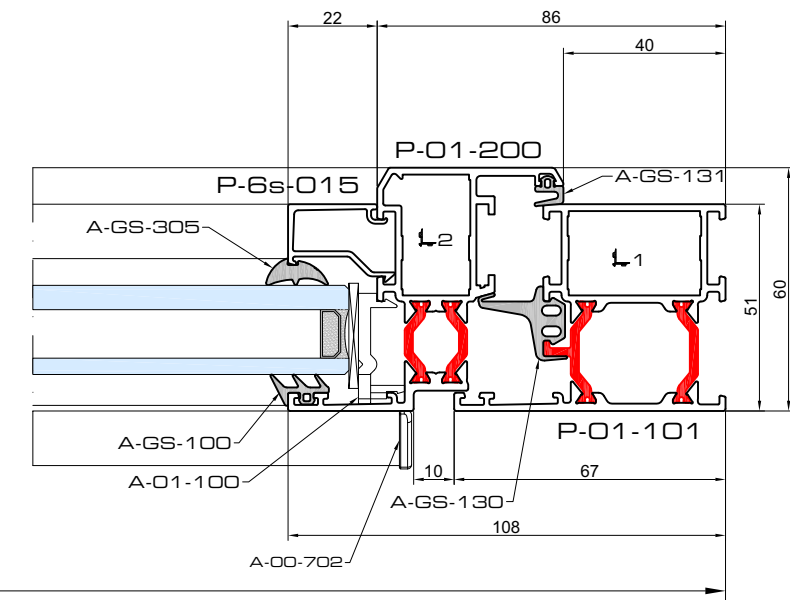
	P	S	#
1	A-PH-3221	A-SH-3221	4
2	A-PH-1630	A-SH-1630	4

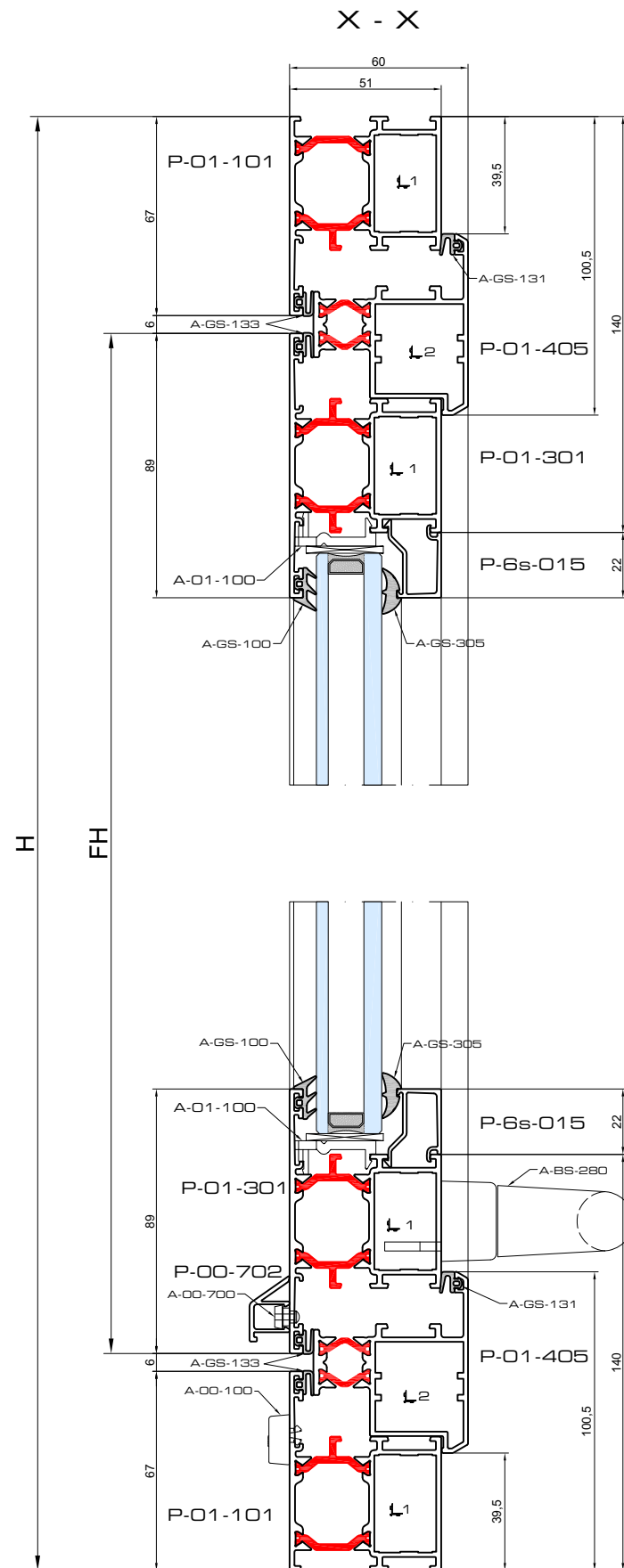
A-GS-130	2B + 2H
A-GS-131	2B + 2H
A-GS-100	2B + 2H
A-GS-305	2B + 2H

	B	H
	B - 186	H - 186



B





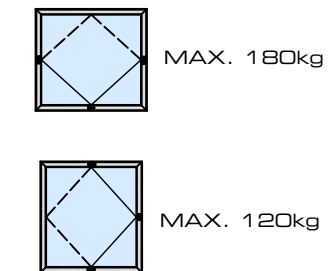
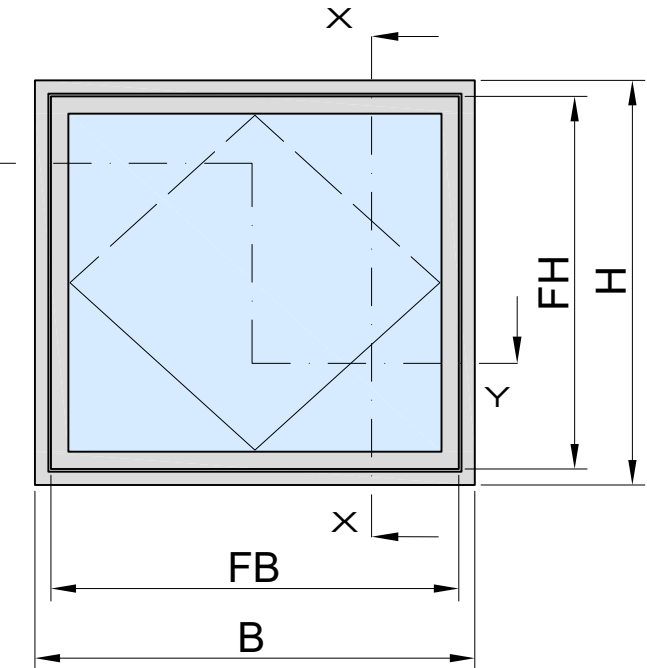

		B	#	H	#
P-01-100		B	2	H	2
P-01-301		B-146	2	H-146	2
P-01-504		B-79	2	-	-
P-01-504		-	-	(H-79)/2	2
P-6s-015		B-280	2	H-324	2
P-00-602		B-408	1	-	-
P-00-602		B/2 - 266.5	2	-	-
P-00-602		-	-	H/2 - 193	1
P-00-602		-	-	H/2 - 223.5	1
P-00-602		B/2 - 245	2	-	-
P-00-602		B/2 - 381.5	1	-	-
P-00-602		B/2 - 266.5	1	-	-
P-00-602		(B - 546) / 3	3	-	-
P-00-602		(B - 662) / 4	4	-	-
P-00-702		B - 153	1	-	-

A-00-100		max. 900
A-00-105		12
A-00-700		= B/250
A-00-702		2
A-01-100		8

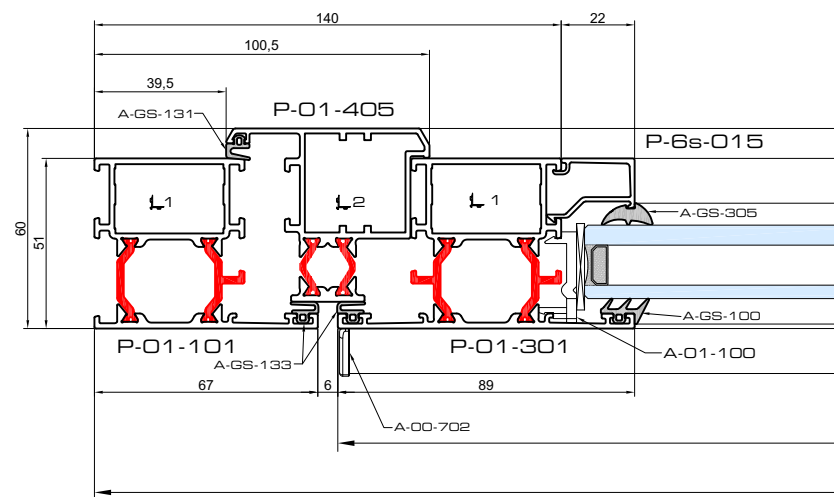
	LP	#	LS	#
1	A-PH-3221	8	A-SH-3221	8
2	A-PH-3025	4	A-SH-3025	4

A-GS-100	2B + 2H
A-GS-305	2B + 2H
A-GS-131	2B + 2H
A-GS-133	4B + 4H

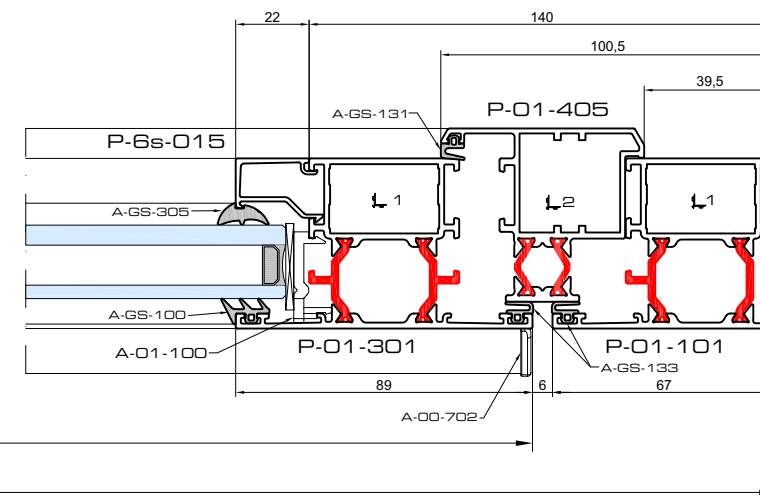
	B	H
	B - 294	H - 294



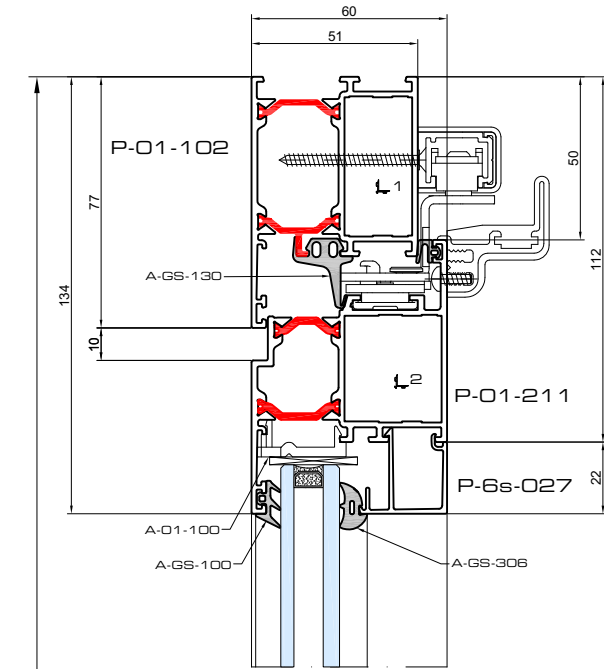
	#
A-BS-280	1
A-BS-282	1
A-BS-283	1
A-BS-283	2
A-BS-285L	1
A-BF-285R	1



Y - Y







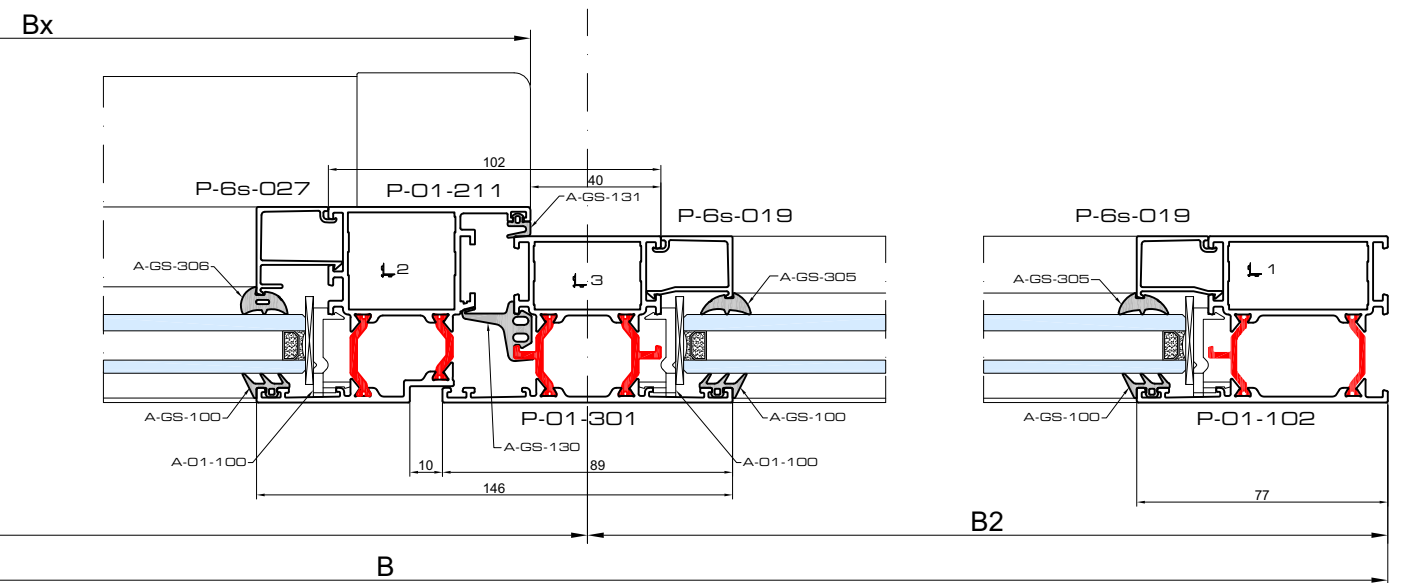
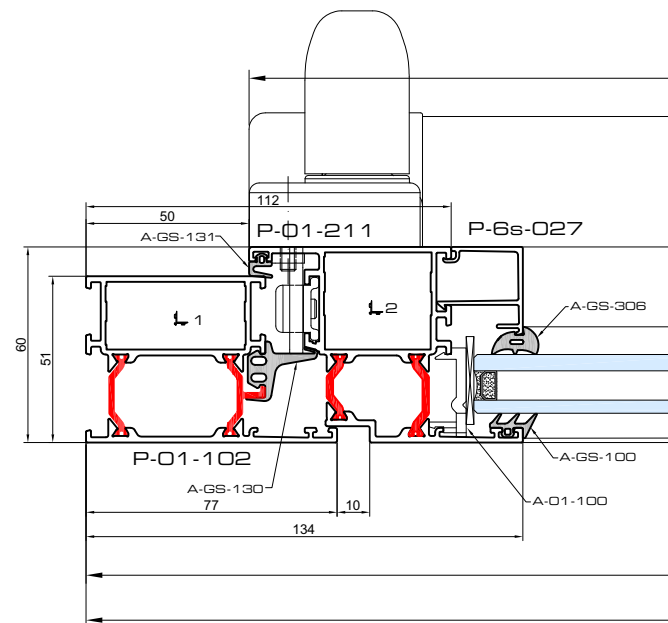
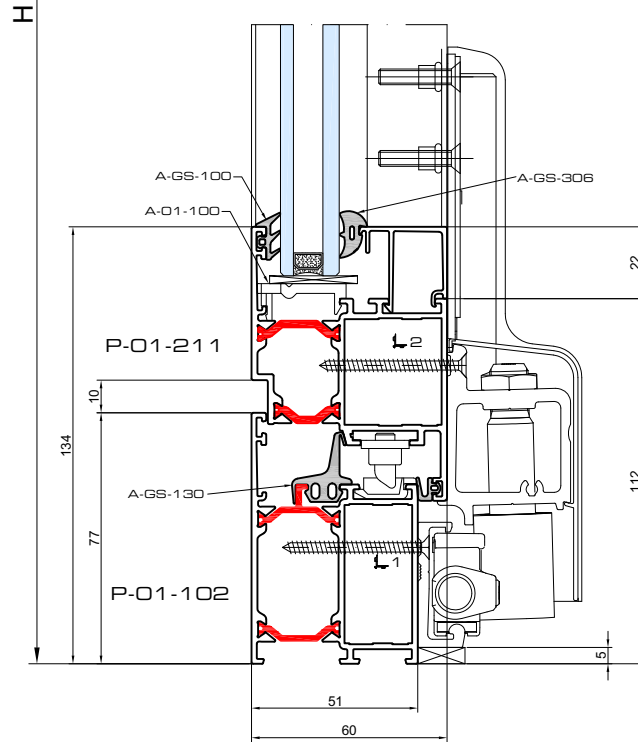
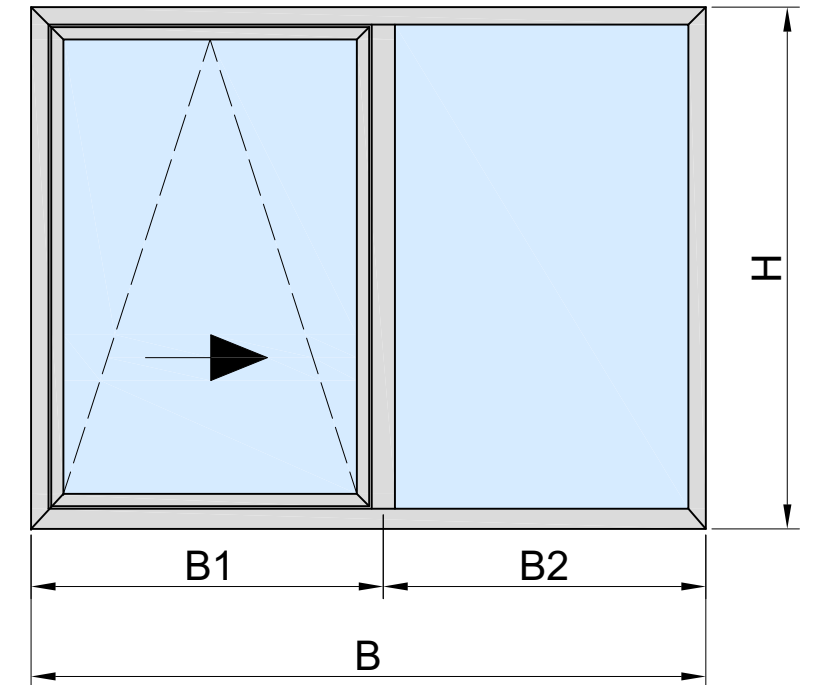
Bx	B <sub>(max)</sub>	
650 - 930	1930	A-BS-300L A-BS-300R
931 - 1080	2230	A-BS-301L A-BS-301R
1081 - 1280	2630	A-BS-302L A-BS-302R
1281 - 1480	3030	A-BS-303L A-BS-303R
1481 - 1680	3430	A-BS-304L A-BS-304R
1681 - 1880	3830	A-BS-305L A-BS-305R

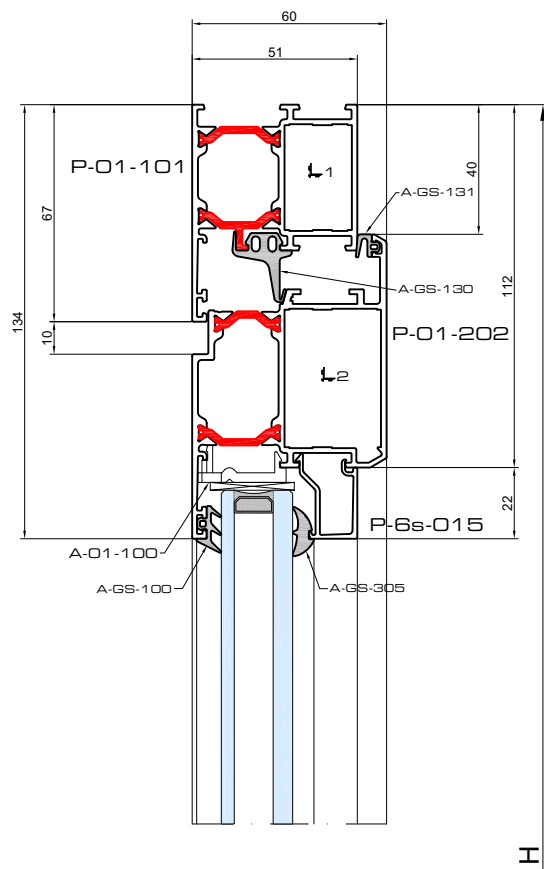
		B	#	H	#
P-01-102		B	2	H	2
P-01-211		B1 - 67.5	2	H - 100	2
P-01-301		-	-	H - 224	1
P-6s-027		B1 - 191.5	2	H - 268	2
P-6s-019		B2 - 77.5	2	H - 154	2

A-00-100				
A-00-105	8			
A-00-106	4			
A-01-100	12			
1	A-PH-4221	A-SH-4221	-	
2	A-PH-3230	A-SH-3230	-	
3	-	-	-	A-TV-002

A-GS-100	4B + 4H
A-GS-131	2B1 + 2H
A-GS-130	2B1 + 2H
A-GS-305	2B + 2H
A-GS-306	2B + 2H

	B	H
	B1 - 205.5	H - 268
	B2 - 91.5	H - 154





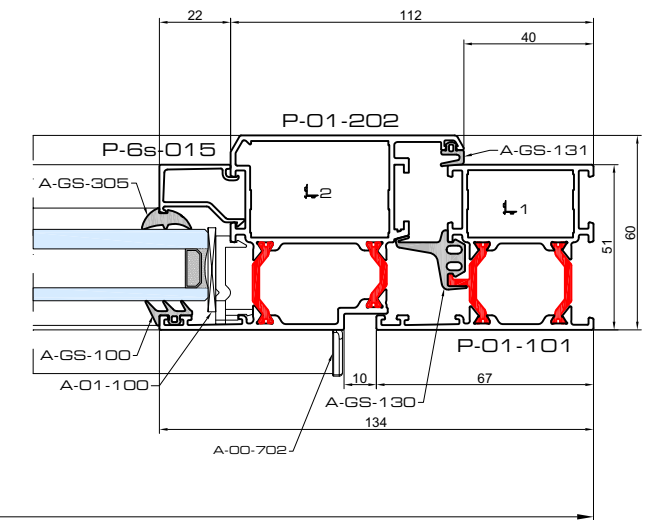
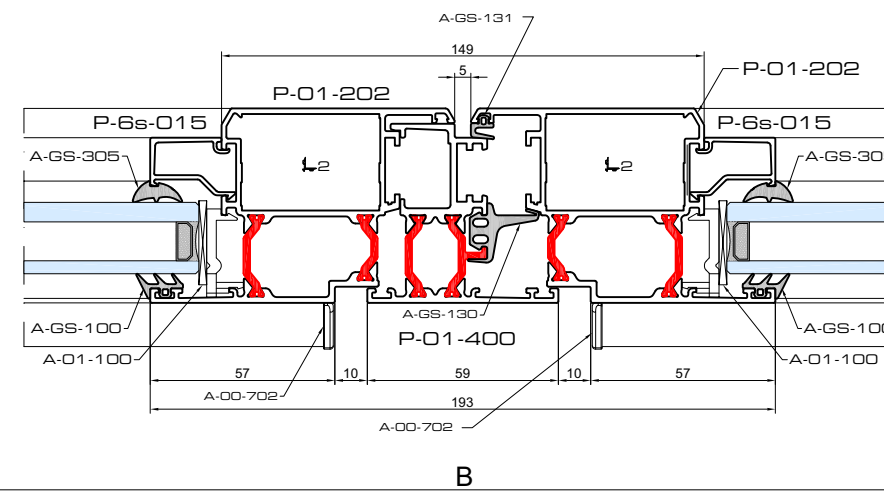
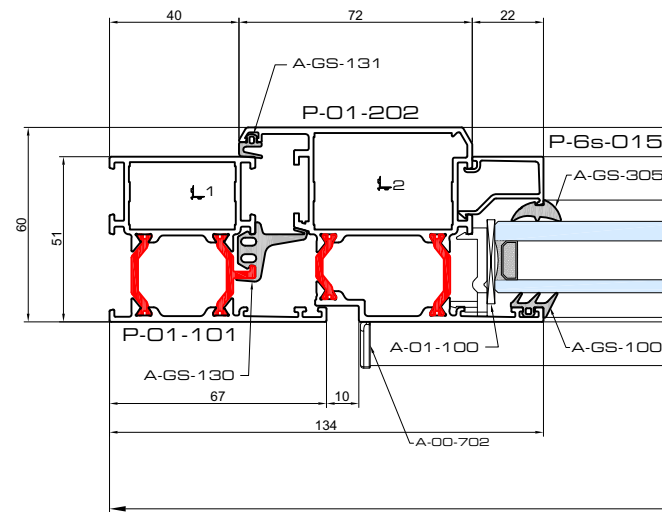
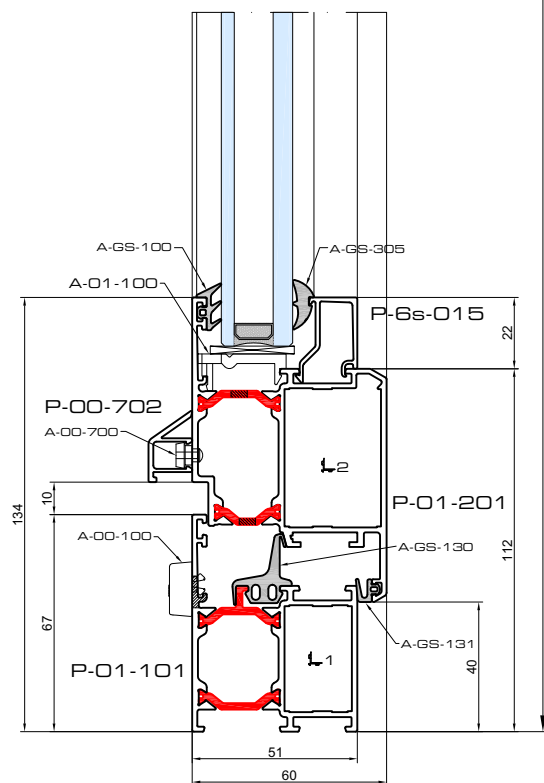
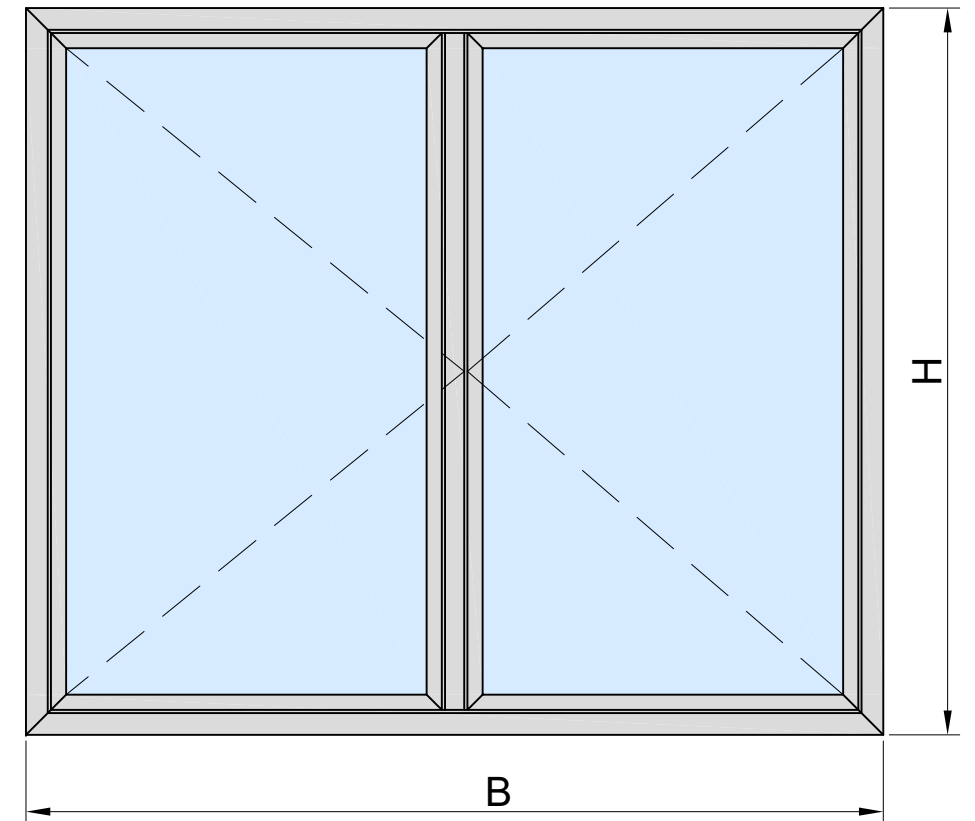
		B	#	H	#
P-01-101		B	2	H	2
P-01-202		(B - 85) / 2	4	H - 80	4
P-01-400		-	-	H - 158	1
P-6s-015		B - 373 / 2	4	H - 268	4
P-00-702		B - 245 / 2	2	-	-

A-00-100		max. 900
A-00-105		12
A-01-100		8
A-00-700		= B/250
A-00-702		2
A-01-200		1

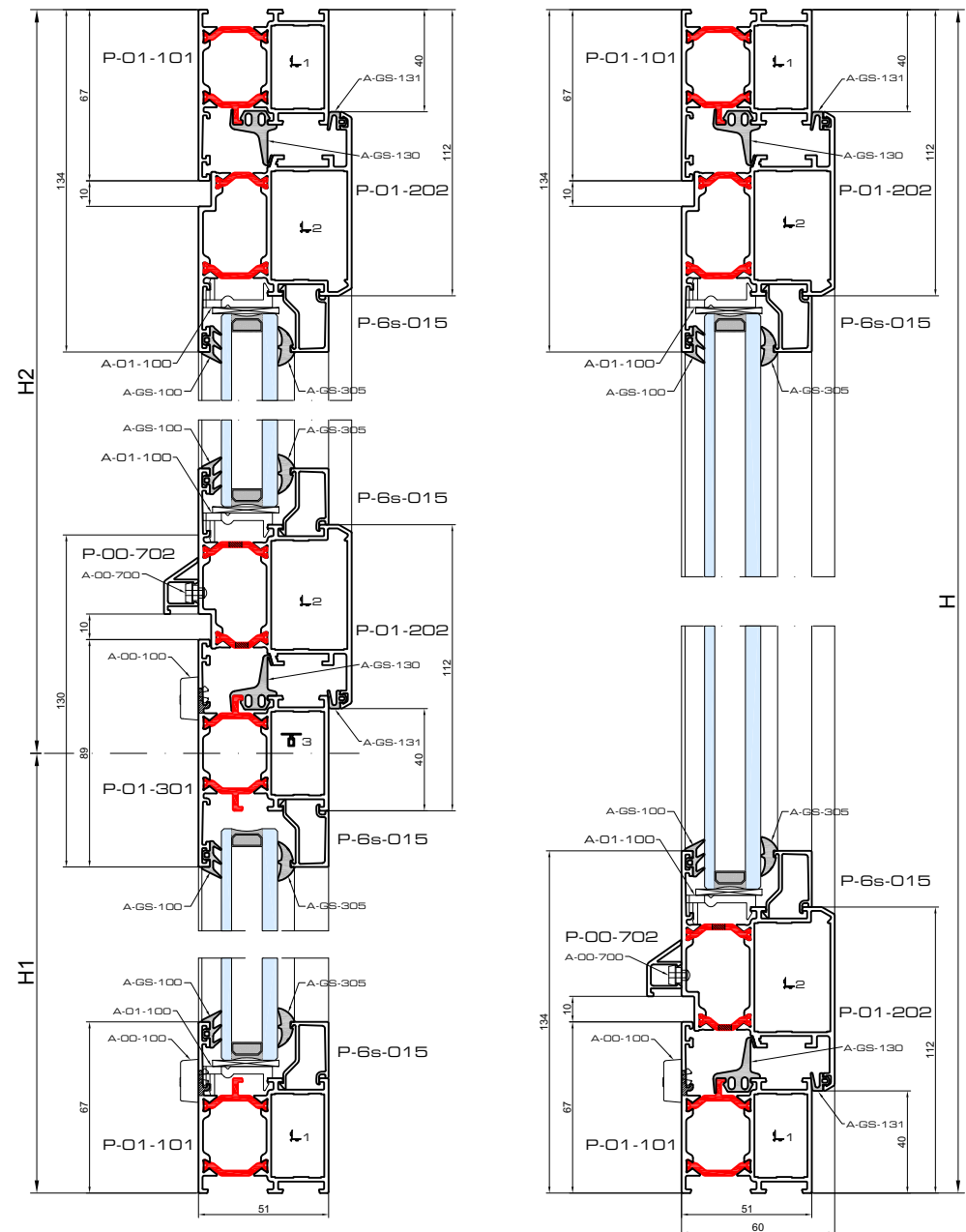
			#
1	A-PH-3221	A-SH-3221	4
2	A-PH-4230	A-SH-4230	8

A-GS-130	2B + 3H
A-GS-131	2B + 3H
A-GS-100	2B + 4H
A-GS-305	2B + 4H

	B	H
	(B - 401) / 2	H - 238
	(B - 401) / 2	H - 238



stolpraam\_ap

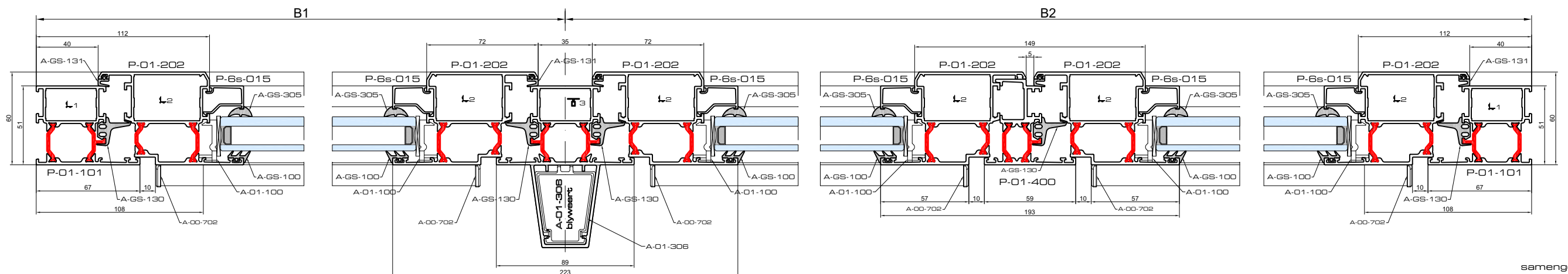
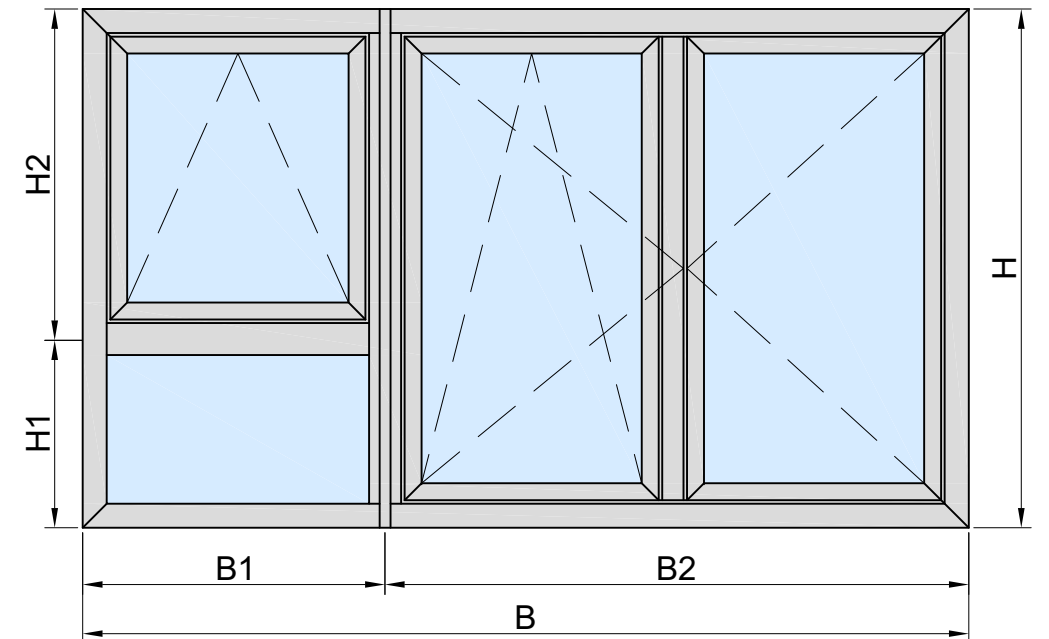


		B	#	H	#
P-01-101		B	2	H	2
P-01-202		B1 - 57.5	2	H2 - 57.5	2
		(B2-57.5)/2 - 2.5	4	H - 80	4
P-01-400		-	-	H - 158	1
P-01-306		-	-	H - 4	1
P-01-301		B1 - 67.5	1	-	-
P-6s-015		B1 - 67.5	2	H1 - 111.5	2
		B1 - 201.5	2	H2 - 245.5	2
		(B2 - 57.5)/2 - 146.5	4	H - 268	4
P-00-702		B1 - 138.5	1	-	-
		(B2 - 57.5)/2 - 83.5	2	-	-

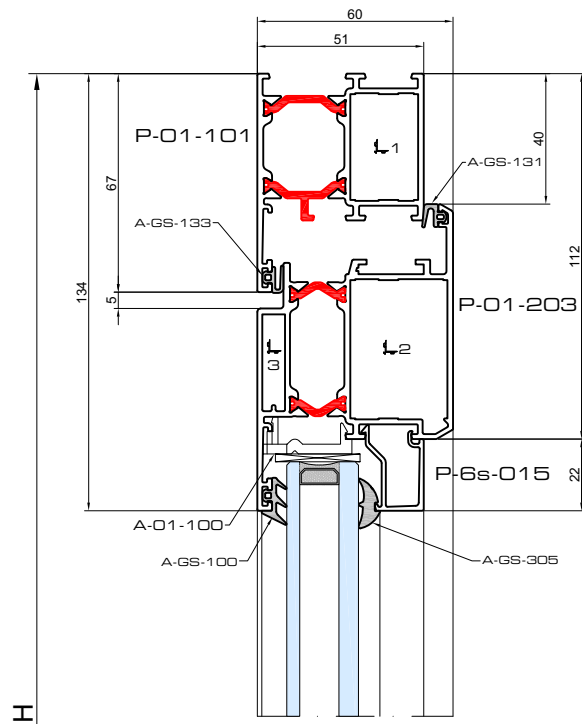
A-00-100		max 900	A-GS-130	2B2 + 3H
A-00-105	16		A-GS-131	2(B1 + H2)
A-00-106	8		A-GS-100	2B2 + 3H
A-01-100	20		A-GS-305	2(B1 + H2)
A-00-700	= B/250			2B2 + 4H
A-00-702	3			2(B1 + H2)
A-01-200	1			2B2 + 4H
A-01-306	2			2(B1 + H2)

	P	S	T	#
1	A-PH-3015	A-SH-3015	-	4
2	A-PH-3221	A-SH-3221	-	12
3	-	-	A-TV-002	4

	B	H
	B1 - 82	H1 - 82
	B1 - 216	H2 - 216
	(B2 - 57.5)/2 - 161	H - 238



samengesteld\_ap



		B	#	H	#
P-01-101		B	1	-	-
P-01-101		-	-	H	1
P-01-203		B - 80	2	▲ H - 47	
				● H - 49	
P-01-900		B - 94	1	-	-
P-00-500		B - 94	1	-	-
P-00-203		B - 126	1	-	-
P-00-204		B - 126	1	-	-
P-6s-015		B - 224	2	▲ H - 235	2
				● H - 237	2
A-00-204,5,6,7,8		B - 123	1	-	-

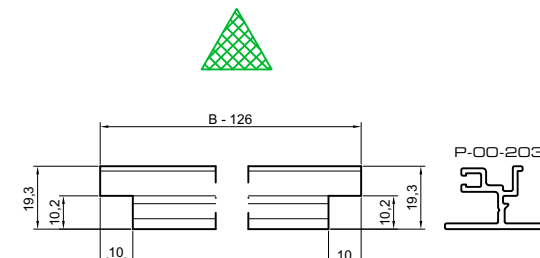
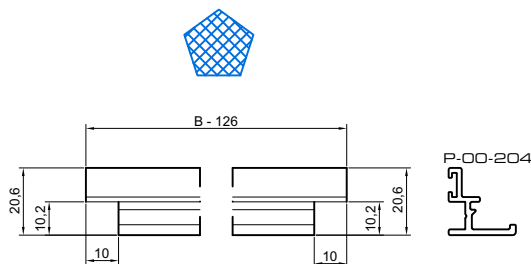
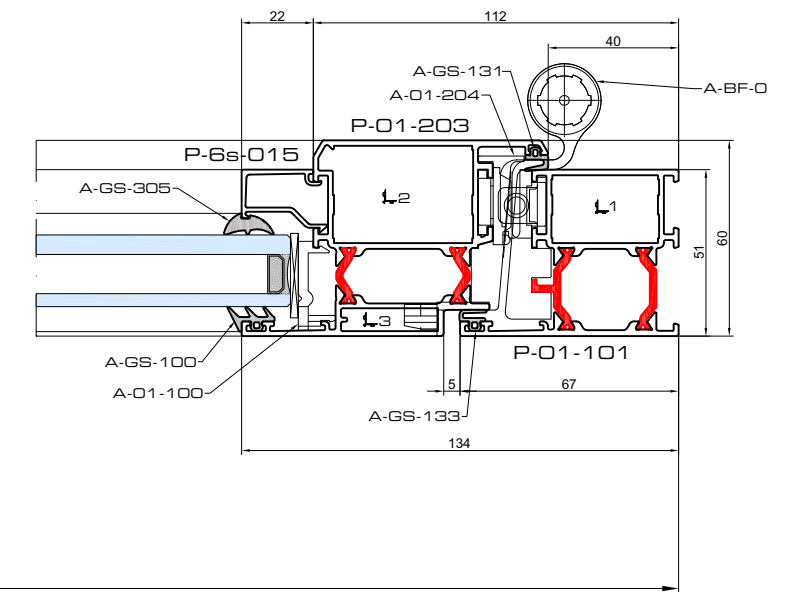
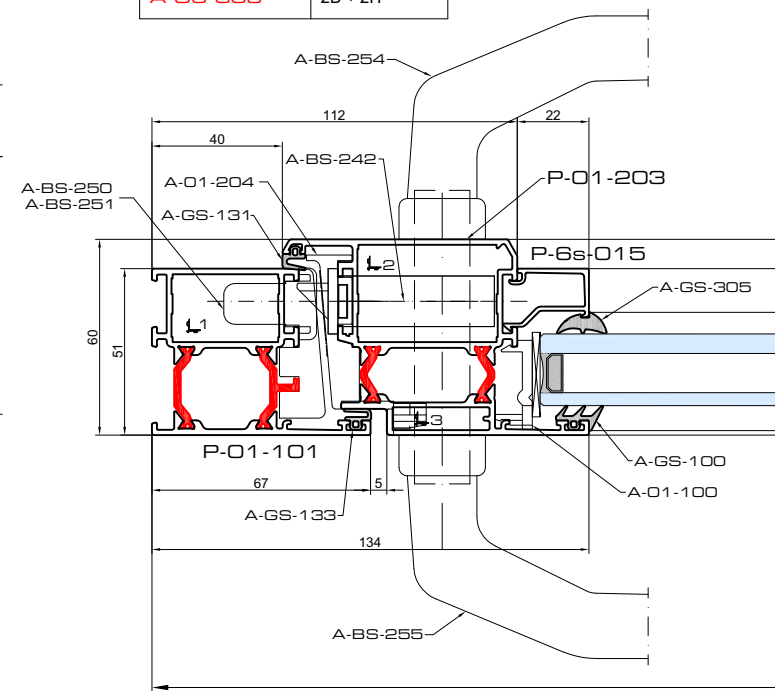
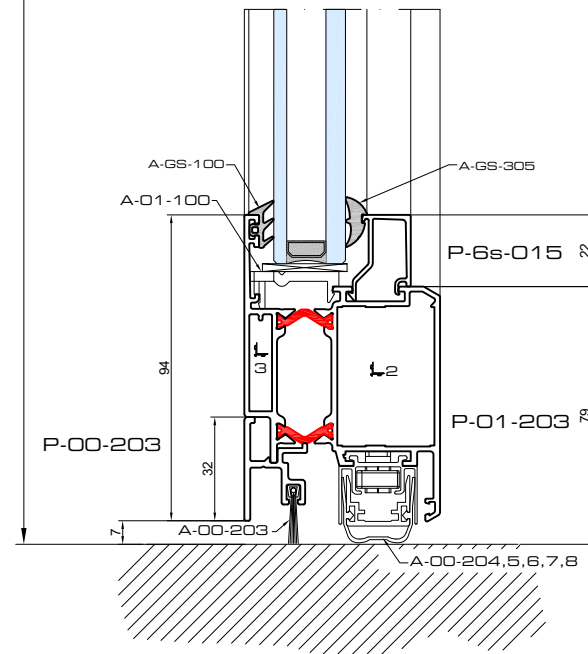
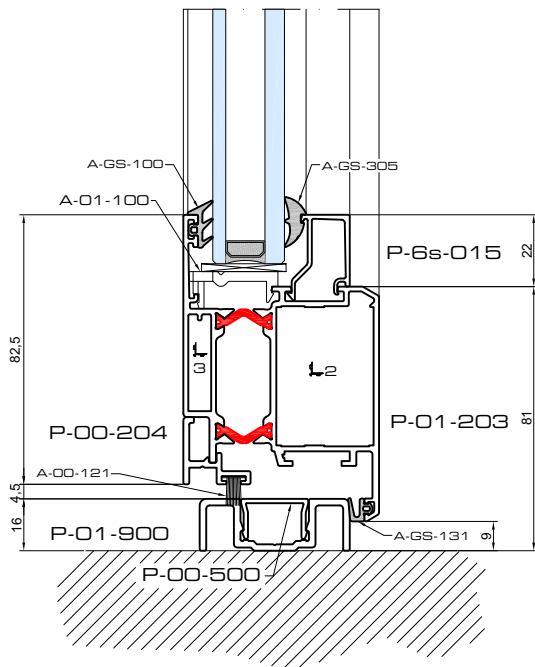
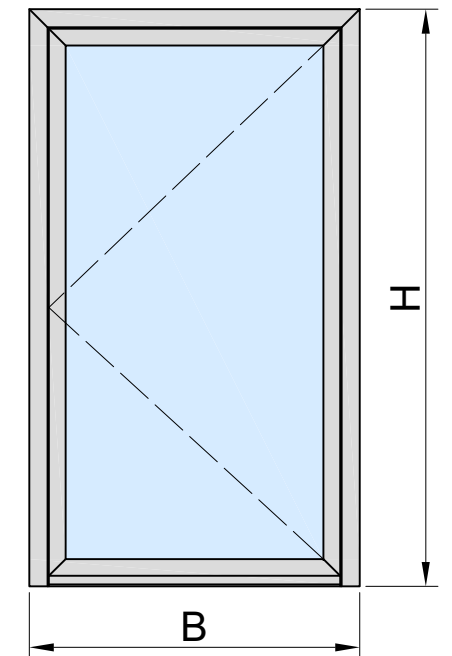
	#
A-00-105	6
A-01-100	4
A-01-204	1
A-01-900	1

	#		#
1	A-PH-3221	A-SH-3221	2
2	A-PH-4230	A-SH-4230	4
3	A-PH-2707		4

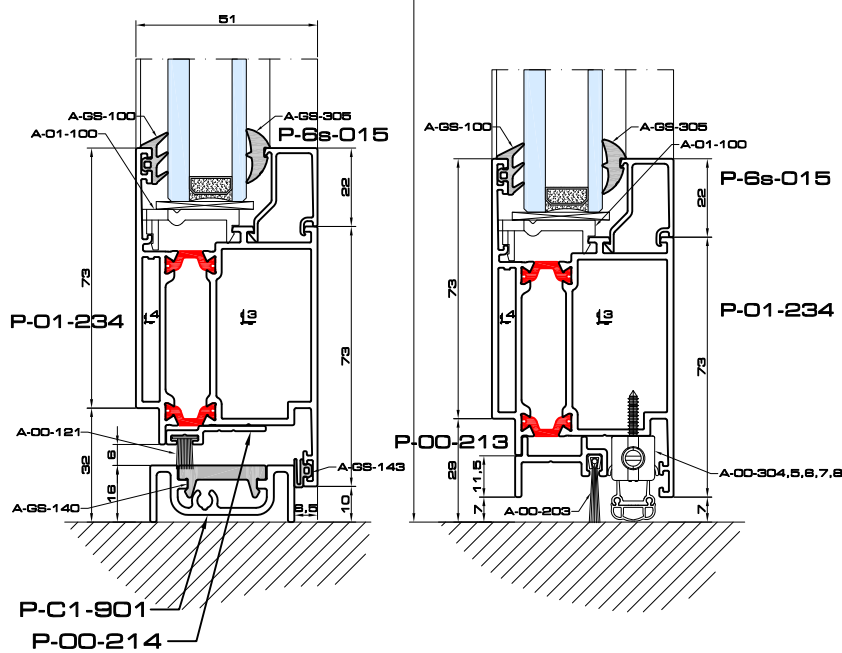
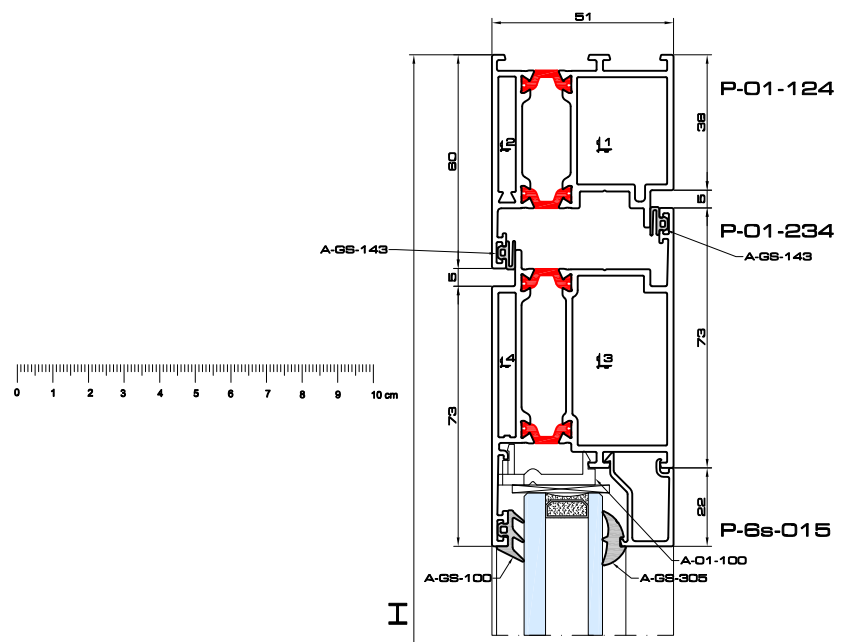
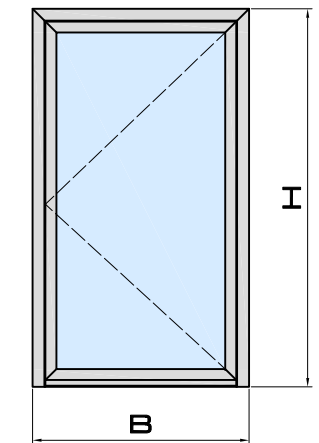
	B	H
▲ A-00-203	B - 126	
● A-00-121	B - 126	
A-GS-131	2B + 2H	
A-GS-133	B + 2H	
A-GS-100	2B + 2H	
A-GS-305	2B + 2H	

	B	H
	B - 238	▲ H - 205
		● H - 207

	#
A-BS-254	1
A-BS-255	1
A-BS-242	1
A-BS-250	1
A-BS-251	2
A-BF-063	3



apdeur\_enkel\_binnen

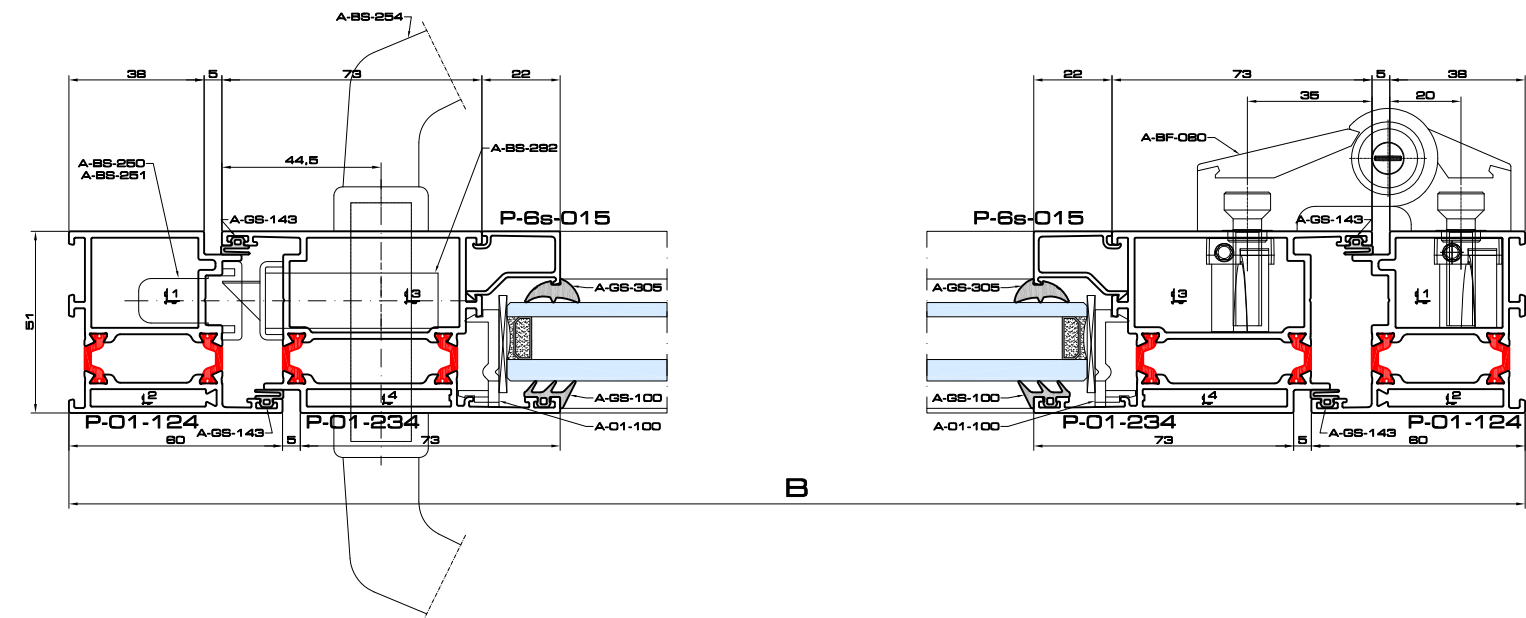


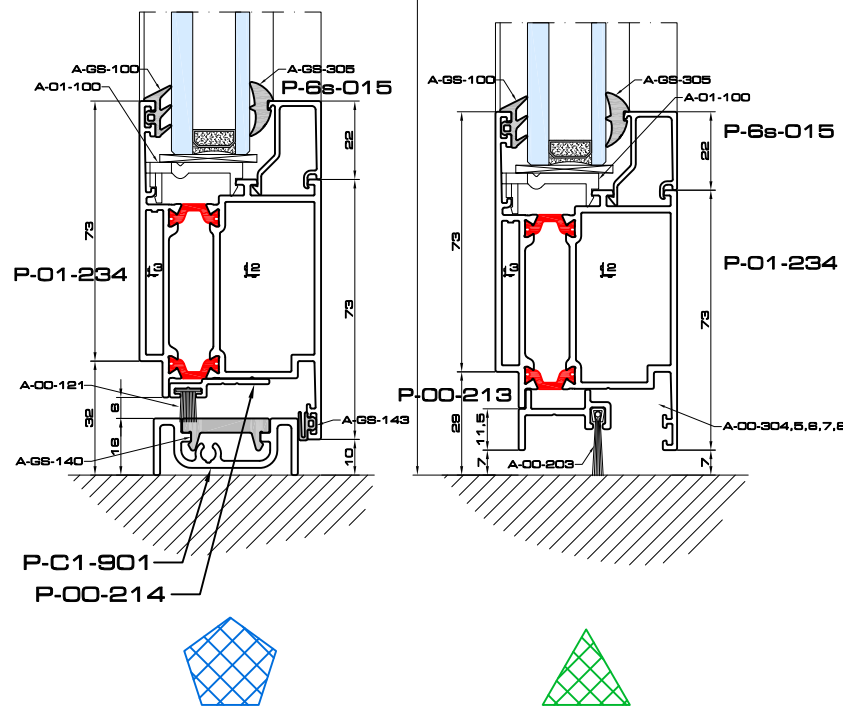
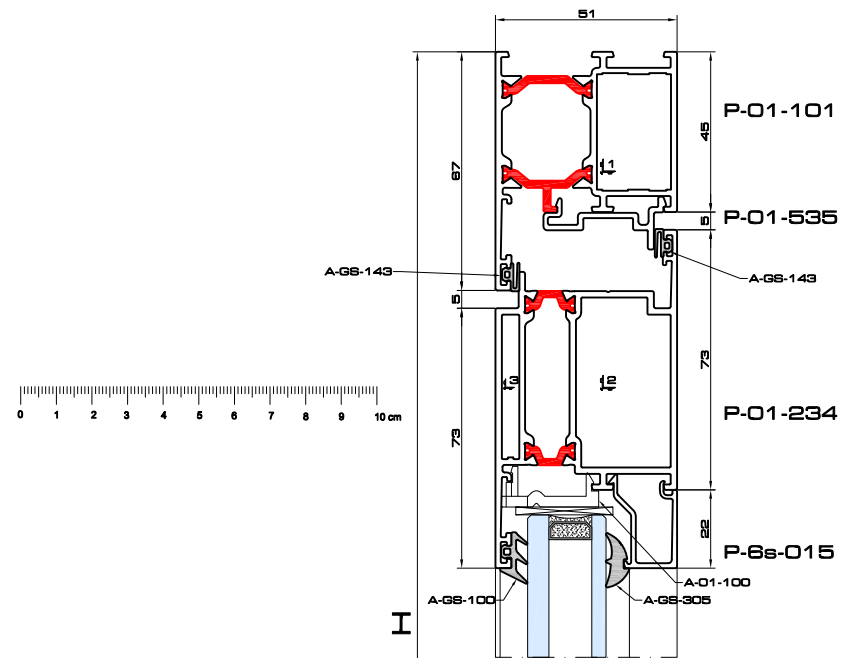
		B	#	H	#
P-01-124		B	1	-	-
P-01-124		-	-	H	1
P-01-234		B - 86	2	H - 50	2
				H - 53	2
P-C1-901		B - 97	1	-	-
P-00-213		B - 120.5	1	-	-
P-00-214		B - 109.5	1	-	-
P-6s-015		B - 232	2	H - 240	2
				H - 243	2

	#	LP	LS	#
A-01-100	4			
A-01-206	1	1 A-PH-3026	A-SH-3026	2
A-01-901	1	2 A-PH-3204		2
A-00-105	4	3 A-PH-4726	A-SH-4726	8
A-00-213	1	4 A-PH-4004		8

	#
A-BS-292	1
A-BS-250	1
A-BS-251	2
A-BS-254	1
A-BS-255	1
A-BF-080	3

		B	H
A-GS-100	2B + 2H		
A-GS-143	3B + 4H		
A-GS-140	B - 97		
A-GS-305	2B + 2H		
A-00-121	B - 109.5		H - 210
A-00-203	B - 109.5		H - 213





		B	#	H	#
P-01-101		B	1	-	-
P-01-101		-	-	H	1
P-01-234		B - 100	2	▲ H - 57	2
				◆ H - 60	2
P-C1-535		B - 81.5	1	-	-
P-C1-535		-	-	H - 40.5	1
◆ P-C1-901		B - 111	1	-	-
▲ P-00-213		B - 134.5	1	-	-
◆ P-00-214		B - 123.5	1	-	-
P-6s-015		B - 246	2	▲ H - 247	2
				◆ H - 250	2

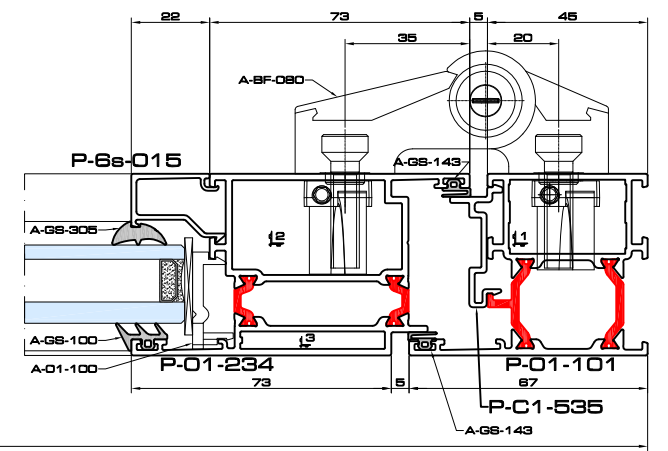
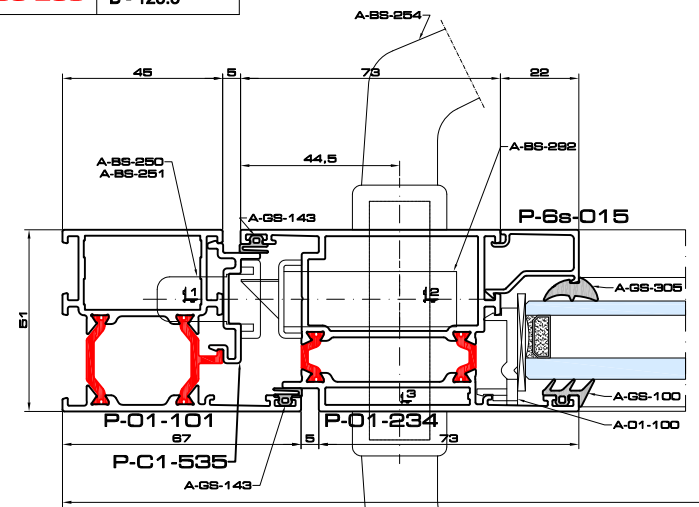
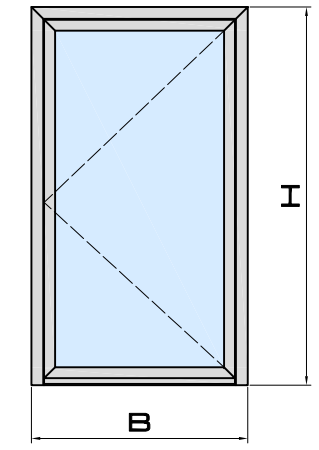
	#
A-01-100	4
A-01-207	1
◆ A-01-901	1
A-00-105	6
A-00-213	1

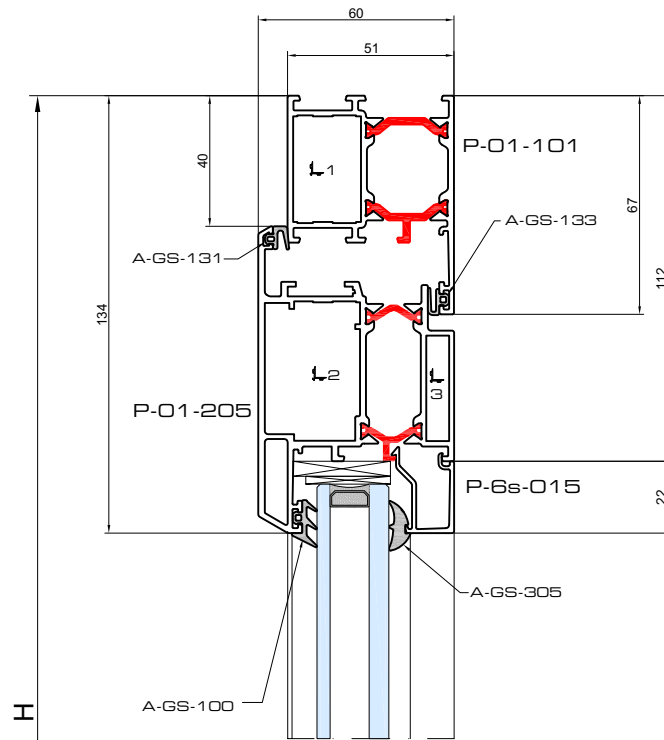
	LP	LS	#
1	A-PH-3026	A-SH-3026	2
2	A-PH-4726	A-SH-4726	4
3	A-PH-4004		4

	#
A-BS-292	1
A-BS-250	1
A-BS-251	2
A-BS-254	1
A-BS-255	1
A-BF-080	3

A-GS-100	2B + 2H
A-GS-143	3B + 4H
A-GS-140	B - 111
A-GS-305	2B + 2H
◆ A-00-121	B - 123.5
▲ A-00-203	B - 123.5

	B	H
	B - 260	▲ H - 217
		◆ H - 220

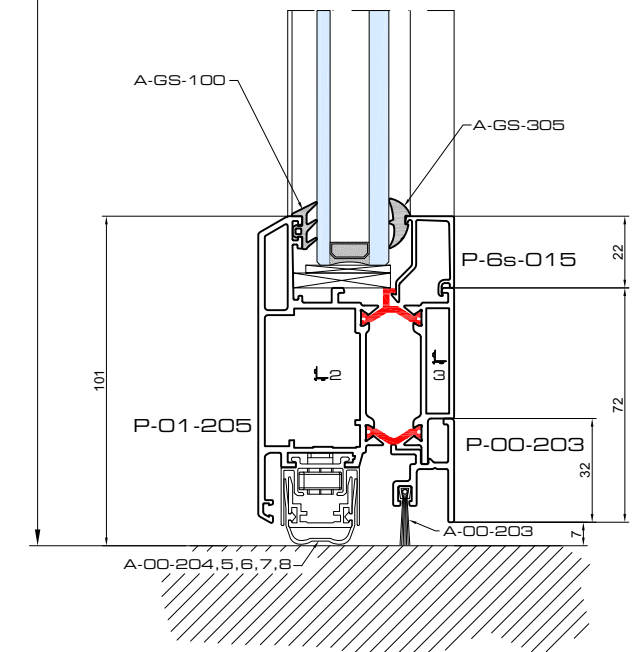
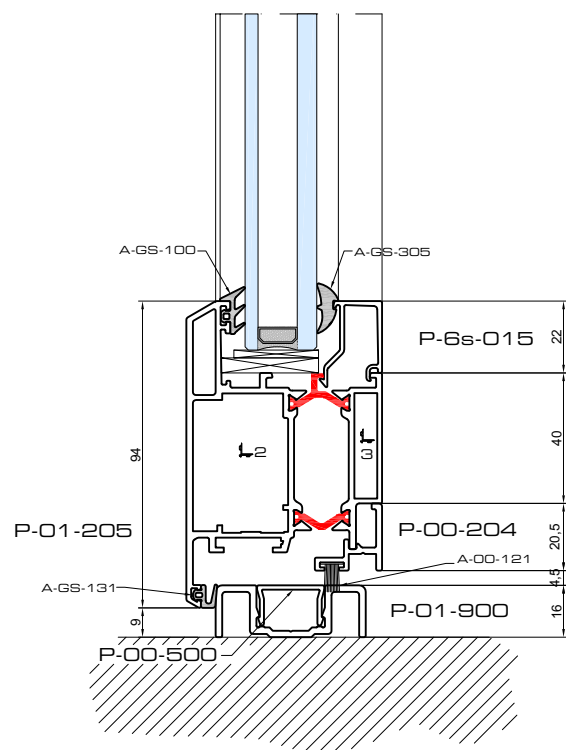
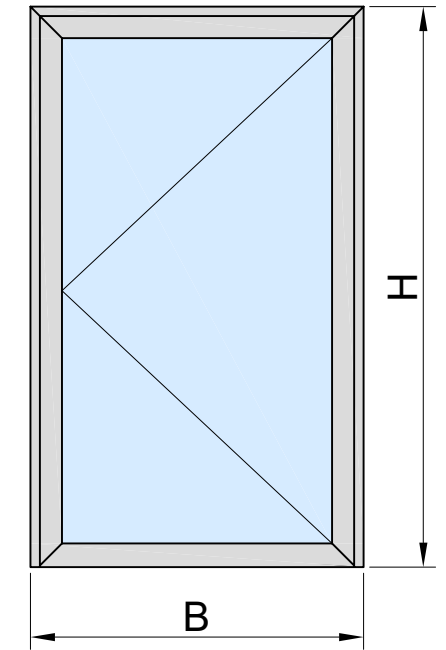




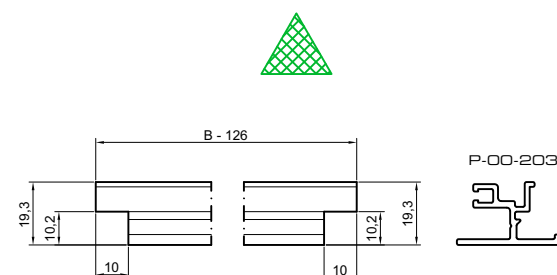
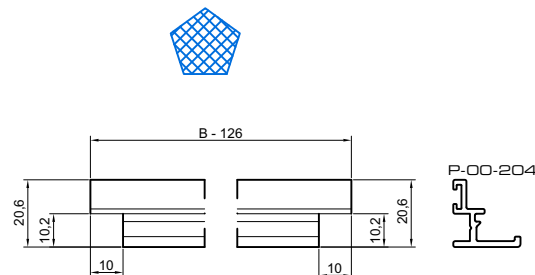
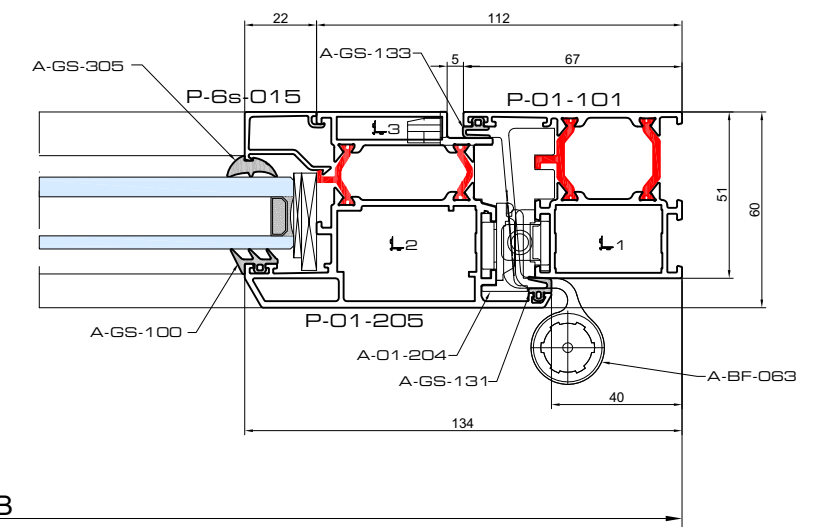
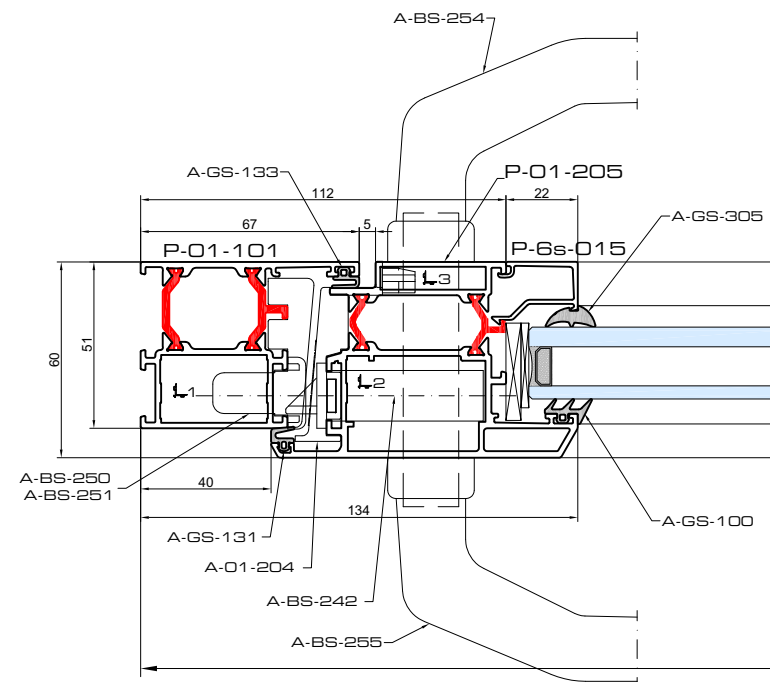
		B	#	H	#
P-01-101		B	1	-	-
P-01-101		-	-	H	1
P-01-205		B - 80	2	▲ H - 47	2
● P-01-900		B - 94	1	● H - 49	2
● P-00-500		B - 94	1	-	-
▲ P-00-203		B - 126	1	-	-
● P-00-204		B - 126	1	-	-
P-6s-015		B - 224	2	▲ H - 235	2
▲ A-00-204,5,6,7,8		B - 123	1	● H - 237	2

	#			#
A-00-105	4			
▲ A-01-204	1	1 A-PH-3221	A-SH-3221	2
● A-01-900	1	2 A-PH-4218	A-SH-4218	4
		3 A-PH-3207		4

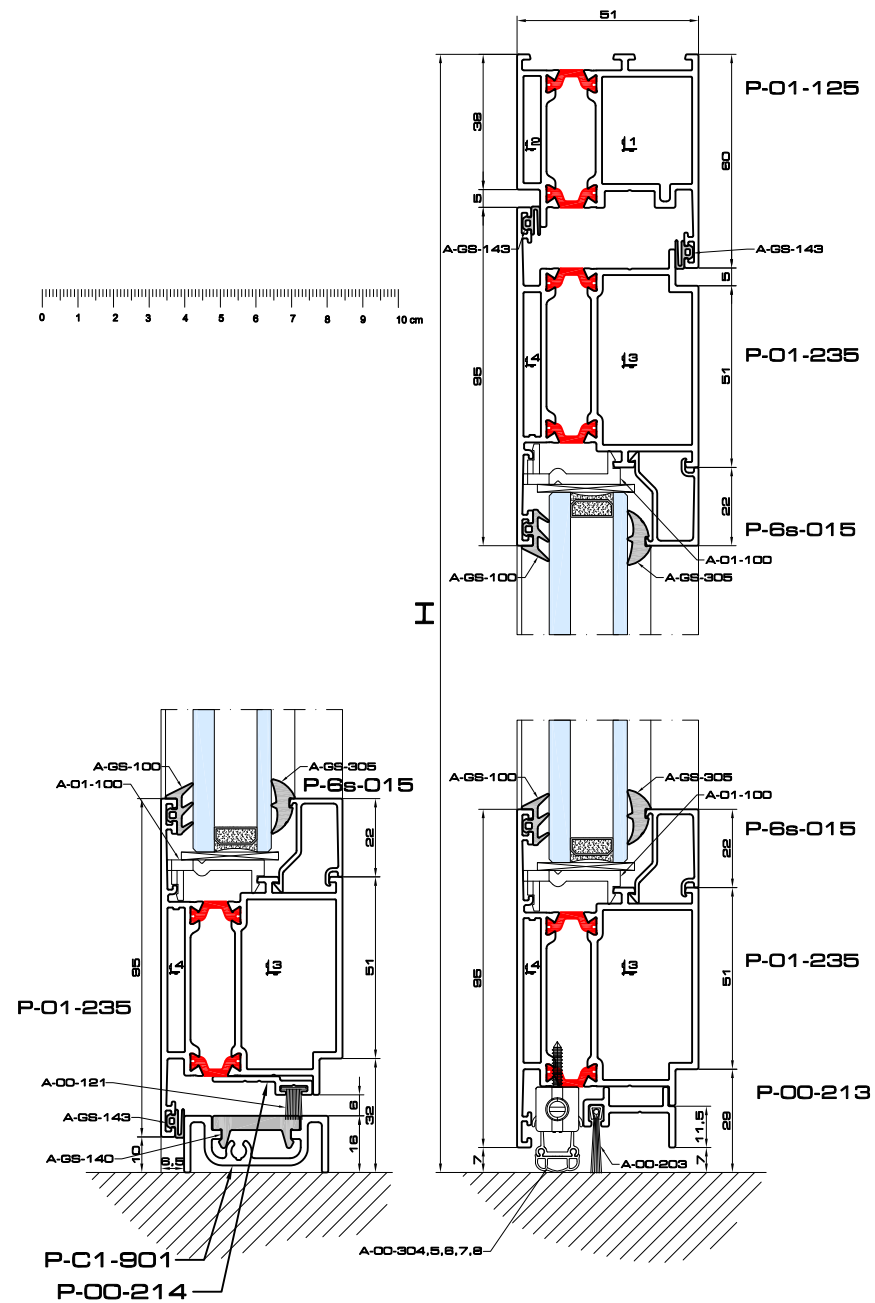
	#
A-BS-254	1
A-BS-255	1
A-BS-242	1
A-BS-250	1
A-BS-251	2
A-BF-063	3



	B	H
▲ A-00-203	B - 126	▲ H - 205
● A-00-121	B - 126	● H - 207
A-GS-131	2B + 2H	
A-GS-133	B + 2H	
A-GS-100	2B + 2H	
A-GS-305	2B + 2H	



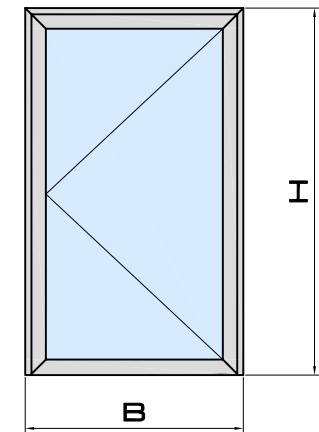
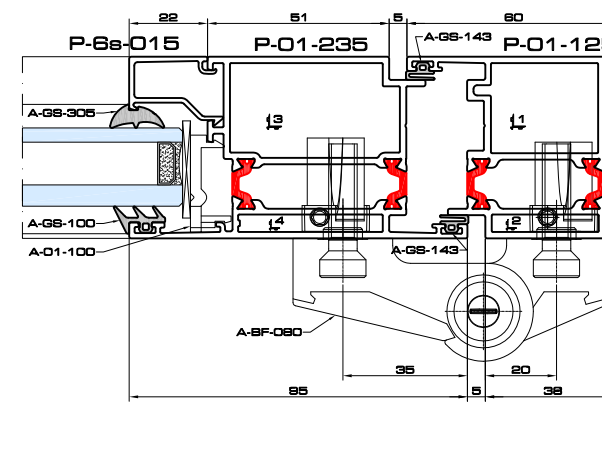
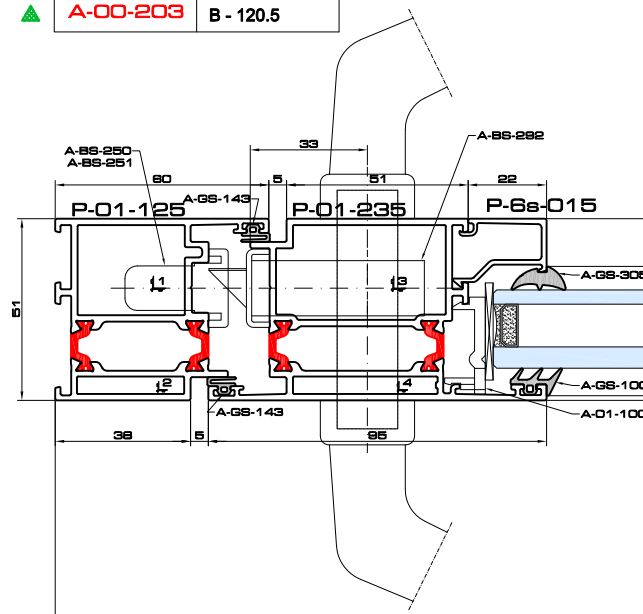
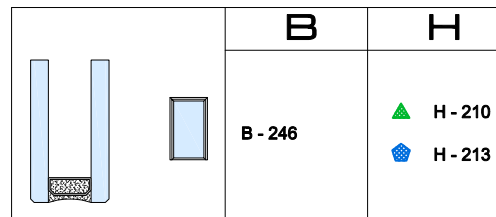
apdeur\_enkel\_buiten



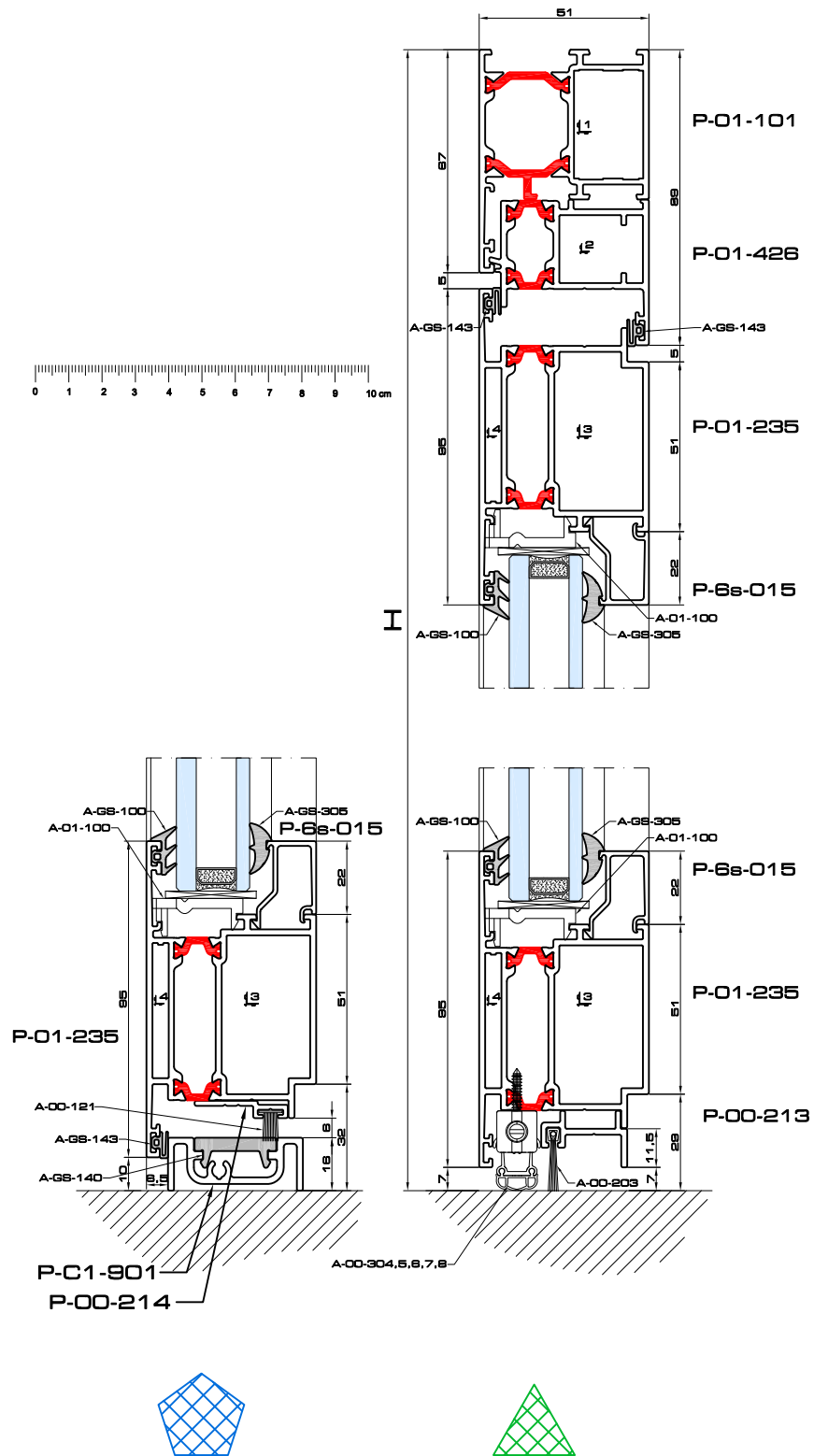
		B	#	H	#
P-01-125		B	1	-	-
P-01-125		-	-	H	1
P-01-235		B - 86	2	▲ H - 50	2
				◆ H - 53	2
◆ P-C1-901		B - 97	1	-	-
▲ P-00-213		B - 109.5	1	-	-
◆ P-00-214		B - 120.5	1	-	-
P-6s-015		B - 232	2	▲ H - 240	2
				◆ H - 243	2

	#		#		#
A-01-100	4			A-BS-292	1
A-01-206	1	1 A-PH-3026	A-SH-3026	A-BS-250	1
◆ A-01-901	1	2 A-PH-3004		A-BS-251	2
A-00-105	4	3 A-PH-4726	A-SH-4726	A-BS-254	1
A-00-213	1	4 A-PH-4004		A-BS-255	1
				A-BF-080	3

		B	H
A-GS-100	2B + 2H		
A-GS-143	3B + 4H		
A-GS-140	B - 97		
A-GS-305	2B + 2H		
◆ A-00-121	B - 120.5		
▲ A-00-203	B - 120.5		







		B	#	H	#
P-01-101		B	1	-	-
P-01-101		-	-	H	1
P-01-235		B - 143.5	2	▲ H - 79	2
				◆ H - 82	2
P-C1-426		B - 90	1	-	-
P-C1-426		-	-	H - 45	1
◆ P-C1-901		B - 155	1	-	-
▲ P-00-213		B - 167	1	-	-
◆ P-00-214		B - 178	1	-	-
P-6s-015		B - 289.5	2	▲ H - 269	2
				◆ H - 272	2

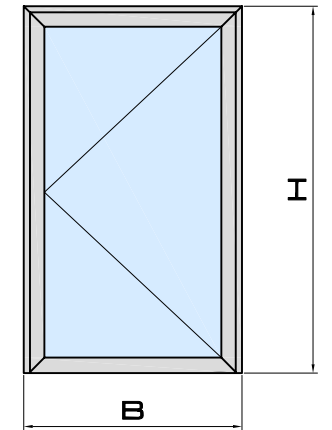
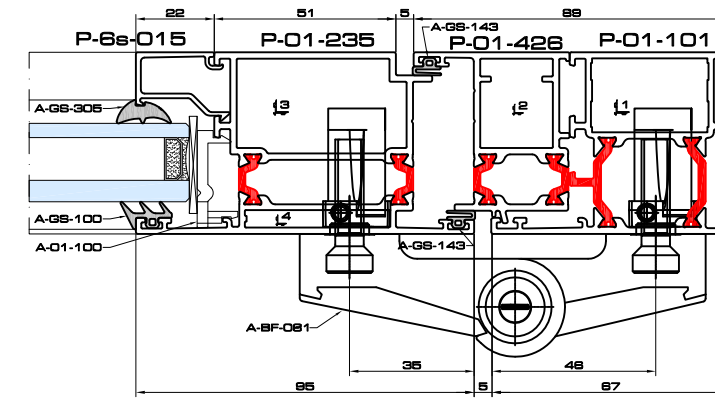
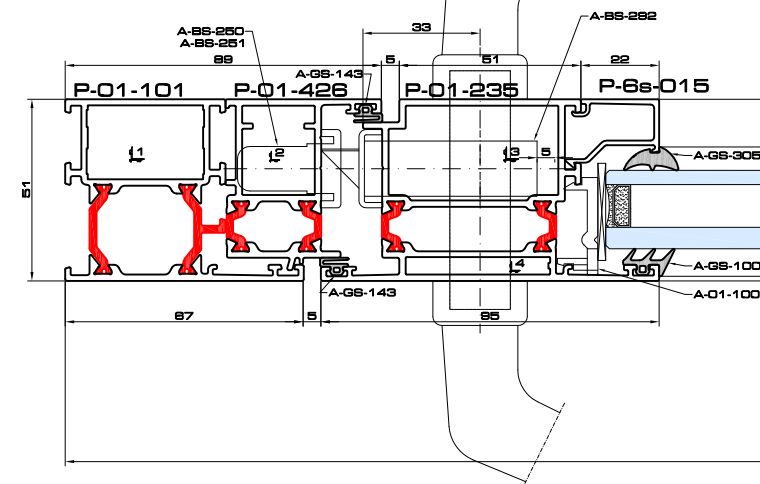
	#
A-01-100	4
A-01-206	1
◆ A-01-901	1
A-00-105	6
A-00-213	1

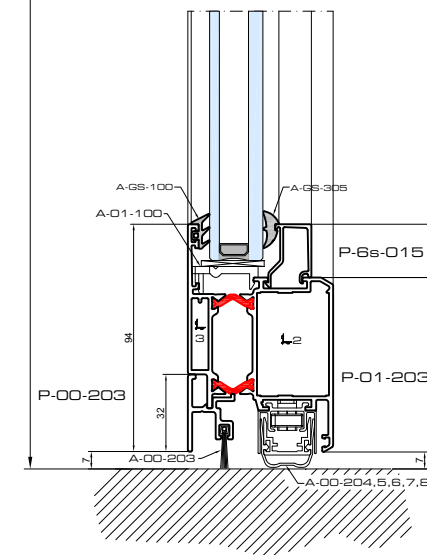
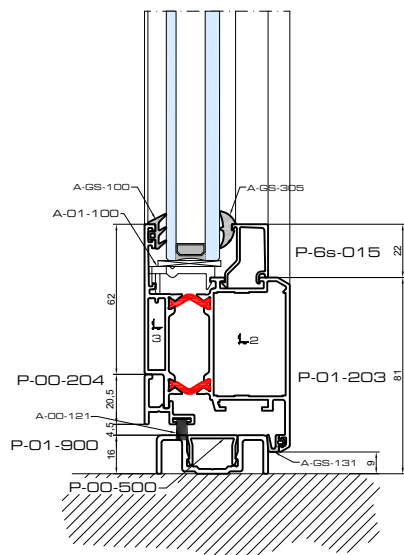
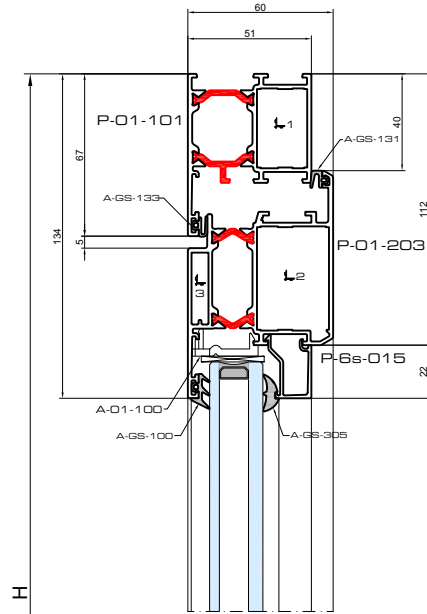
	P	S	#
1	A-PH-1621	A-SH-1621	2
2	A-PH-2018	A-SH-2018	2
3	A-PH-4726	A-SH-4726	4
4	A-PH-4004		4

	#
A-BS-292	1
A-BS-250	1
A-BS-251	2
A-BS-254	1
A-BS-255	1
A-BF-081	3

A-GS-100	2B + 2H
A-GS-143	3B + 4H
A-GS-140	B - 154.5
A-GS-305	2B + 2H
◆ A-00-121	B - 178
▲ A-00-203	B - 178

	B	H
	B - 303.5	▲ H - 239
		◆ H - 242





		B	#	H	#
P-01-101		B	1	-	-
P-01-101		-	-	H	1
P-01-203		(B - 85) / 2	4	▲ H - 47	4
P-01-400		-	-	◆ H - 49	4
P-01-900		B - 94	1	H - 84	1
P-00-500		B - 94	1	-	-
P-00-203		(B - 181) / 2	2	-	-
P-00-204		(B - 181) / 2	1	-	-
P-6s-015		(B - 373) / 2	4	▲ H - 235	4
P-6s-015		(B - 373) / 2	4	◆ H - 237	4
A-00-204,5,6,7,8		(B - 171) / 2	2	-	-

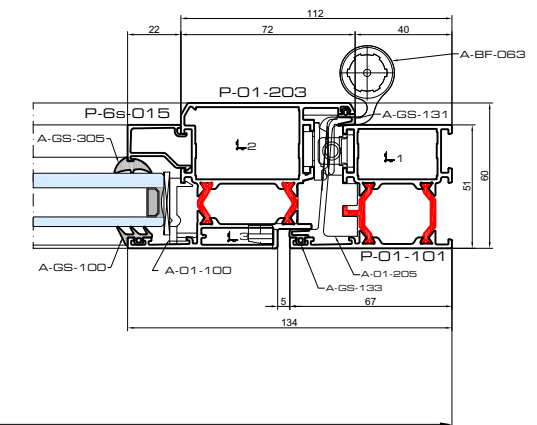
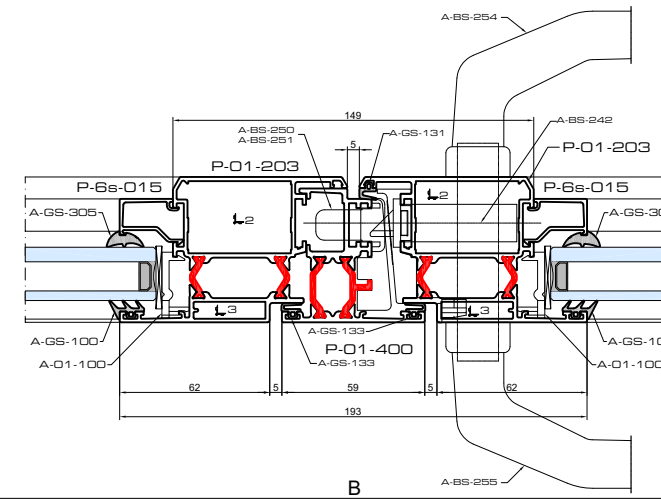
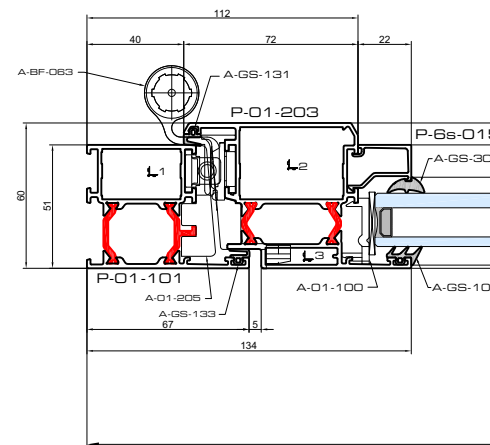
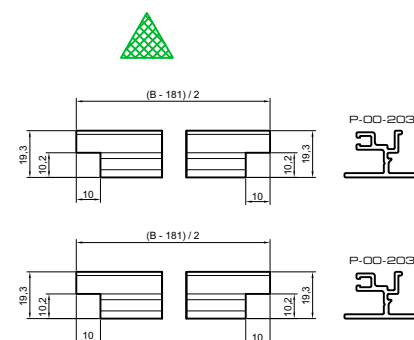
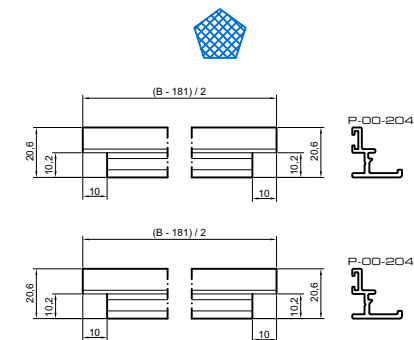
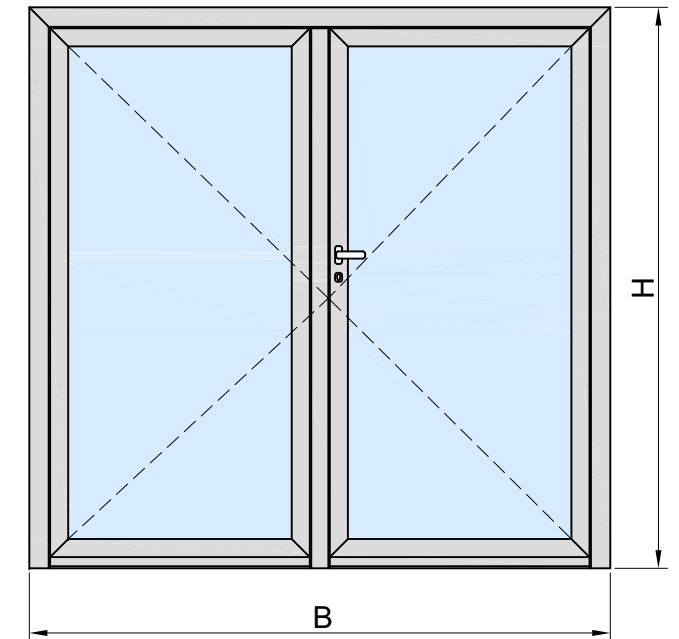
	#
A-00-105	10
A-01-100	8
A-01-203	1
A-01-205	1
A-01-900	1

			#
1	A-PH-3221	A-SH-3221	2
2	A-PH-4230	A-SH-4230	8
2	A-PH-3207		8

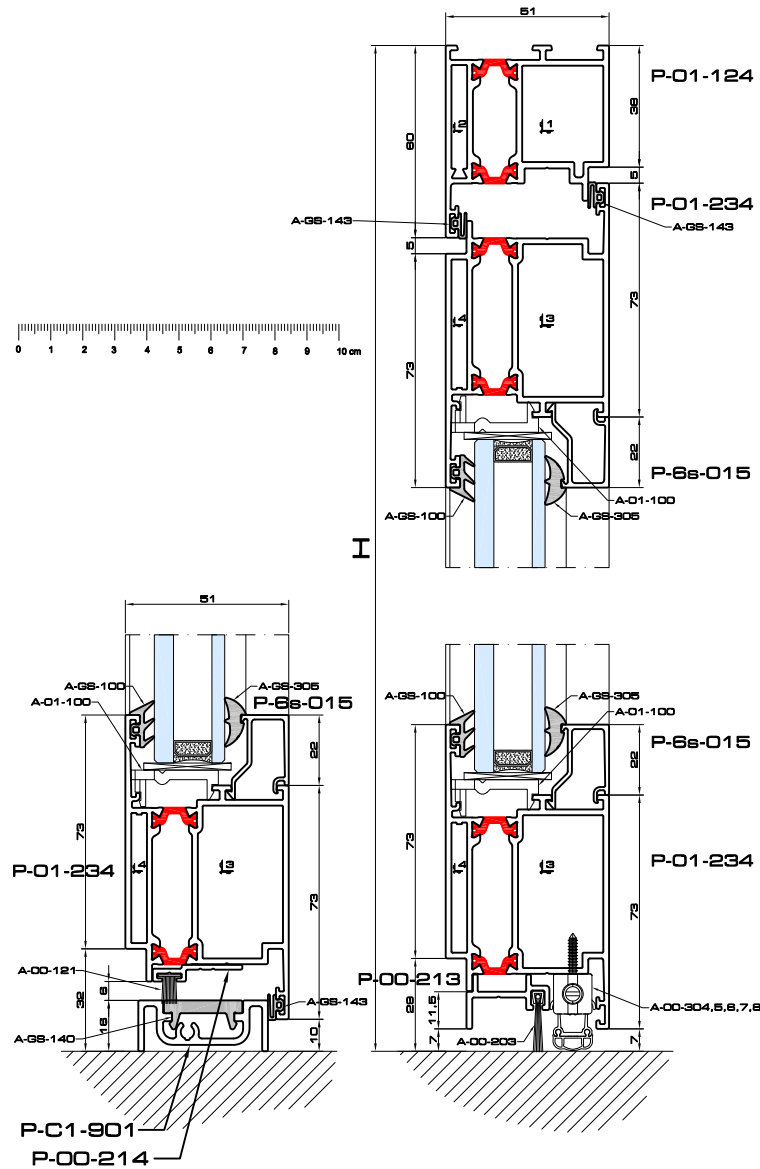
	#
A-BS-254	1
A-BS-255	1
A-BS-242	1
A-BS-250	1
A-BS-251	2
A-BF-063	6

A-GS-131	B + 3H
A-GS-133	B + 4H
A-GS-100	2B + 4H
A-GS-305	2B + 4H
A-00-203	(B - 177) / 2
A-00-121	(B - 177) / 2

	B	H
	(B - 401) / 2	▲ H - 205
	(B - 401) / 2	◆ H - 207
	(B - 401) / 2	▲ H - 205
	(B - 401) / 2	◆ H - 207



dubbele\_deur\_binnen\_ap



		B	#	H	#
P-01-124		B	1	-	-
P-01-124		-	-	H	1
P-01-234		(B - 69) / 2	4	▲ H - 50	3
				● H - 53	3
P-01-235		-	-	▲ H - 50	1
				● H - 53	1
● P-C1-901		B - 97	1	-	-
▲ P-00-213		(B - 107) / 2	1	-	-
▲ P-00-213		(B - 116) / 2	1	-	-
● P-00-214		(B - 138) / 2	2	-	-
P-6s-015		(B - 381) / 2	4	▲ H - 240	4
				● H - 243	4

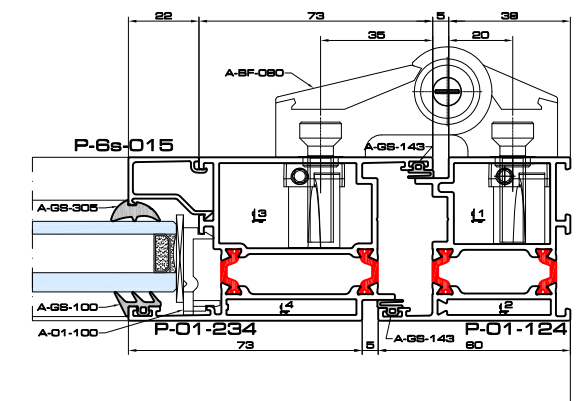
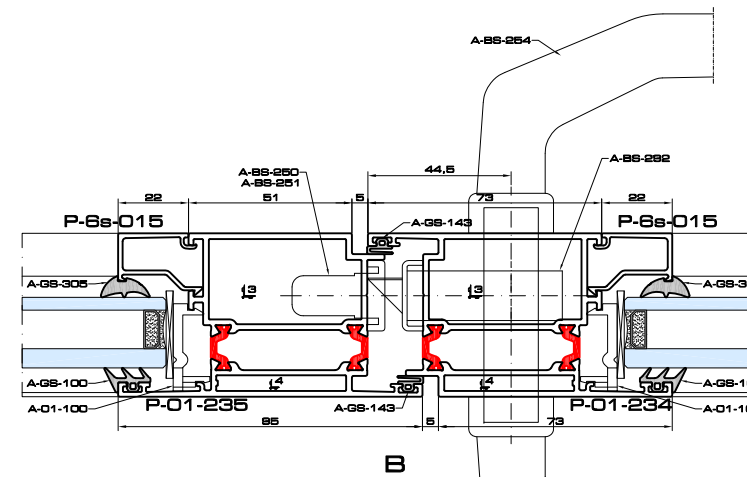
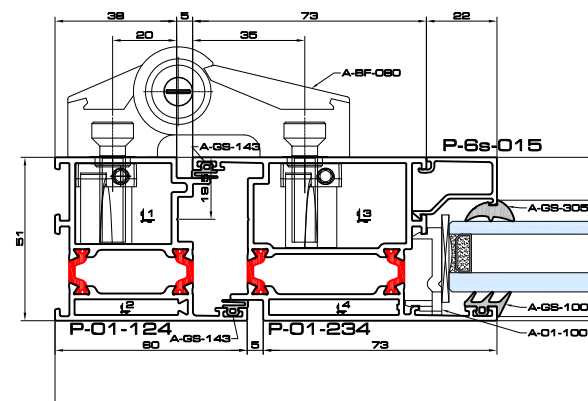
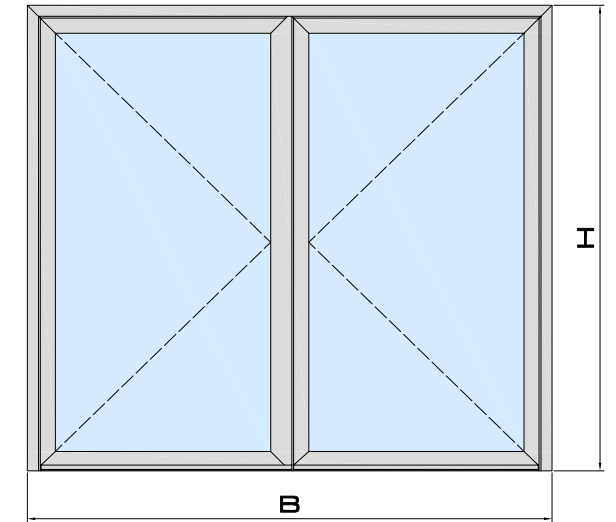
	#
A-01-100	8
A-01-209	1
● A-01-901	1
A-00-106	8
A-00-213	1

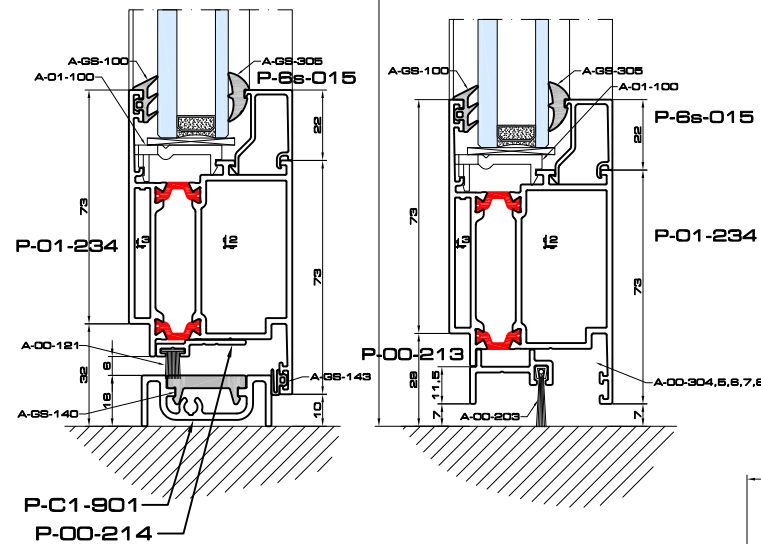
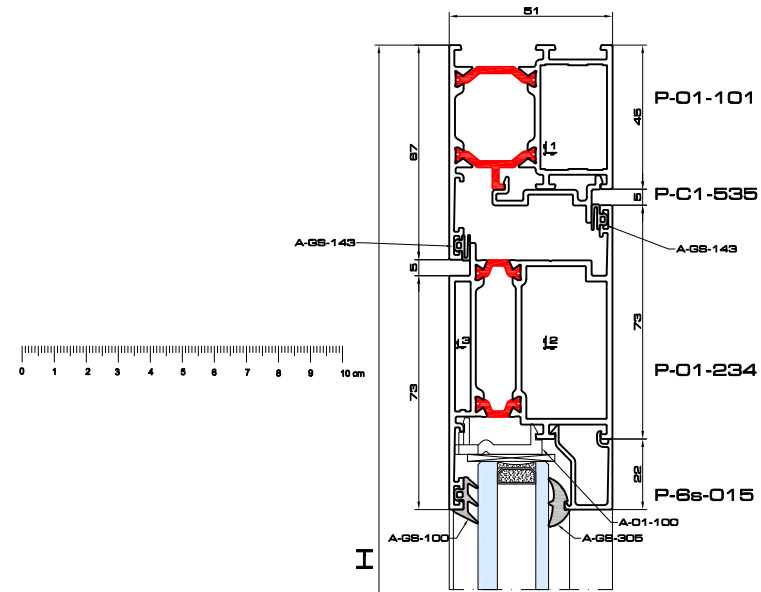
	LP	LS	#
1	A-PH-3026	A-SH-3026	2
2	A-PH-3204		2
3	A-PH-4726	A-SH-4726	8
4	A-PH-4004		8

	#
A-BS-292	1
A-BS-250	1
A-BS-251	2
A-BS-254	1
A-BS-255	1
A-BF-080	6

A-GS-100	2B + 4H
A-GS-143	3B + 6H
A-GS-140	B - 97
A-GS-305	2B + 4H
● A-00-121	(B - 138) / 2
▲ A-00-203	(B - 138) / 2

	B	H
	(B - 389) / 2	▲ H - 210
		● H - 213
	(B - 389) / 2	▲ H - 210
		● H - 213





		B	#	H	#
P-01-101		B	1	-	-
P-01-101		-	-	H	1
P-01-234		(B - 83) / 2	4	▲ H - 57	3
P-01-235		-	-	◆ H - 60	3
P-01-235		-	-	▲ H - 57	1
P-01-235		-	-	◆ H - 60	1
P-C1-535		B - 81,5	1	-	-
P-C1-535		-	-	H - 40,5	1
P-C1-901		B - 111	1	-	-
P-00-213		(B - 121) / 2	1	-	-
P-00-213		(B - 130) / 2	1	-	-
P-00-214		(B - 152) / 2	2	-	-
P-6s-015		(B - 375) / 2	4	▲ H - 247	4
P-6s-015		(B - 375) / 2	4	◆ H - 250	4

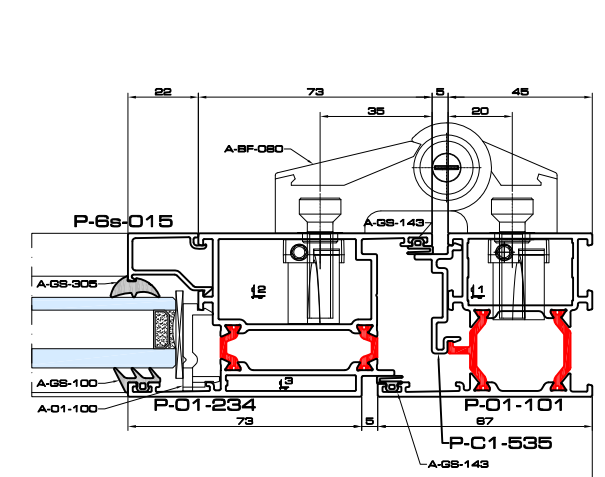
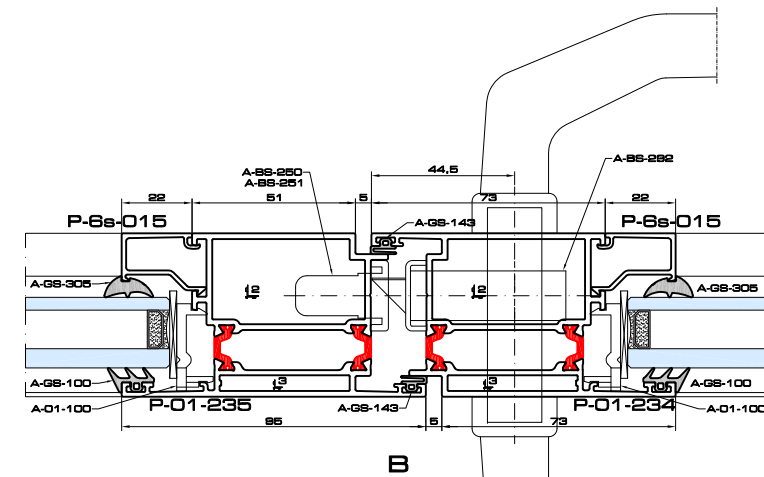
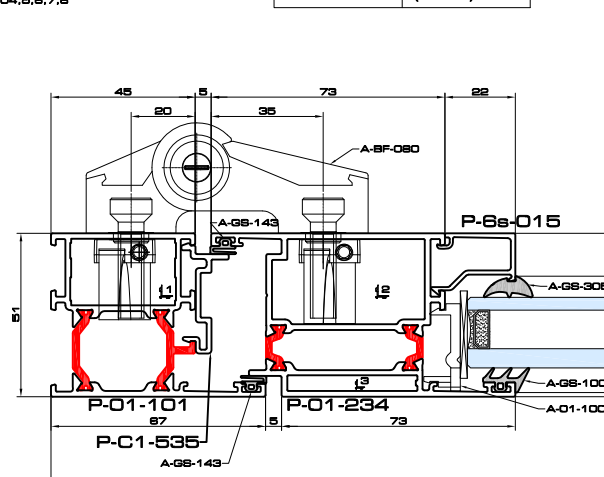
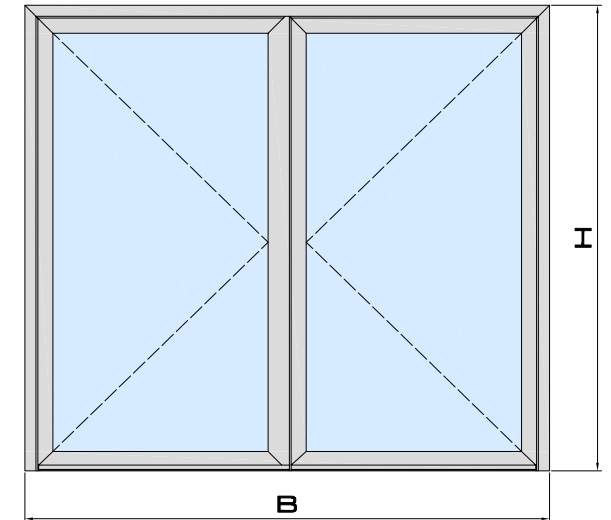
	#
A-01-100	8
A-01-209	1
A-01-901	1
A-00-105	10
A-00-213	1

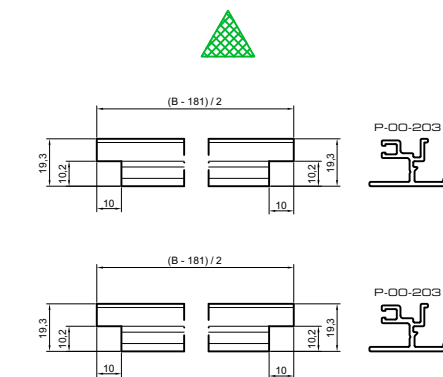
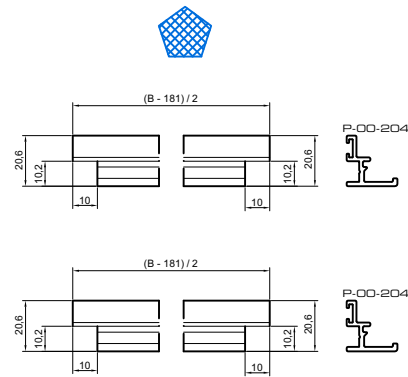
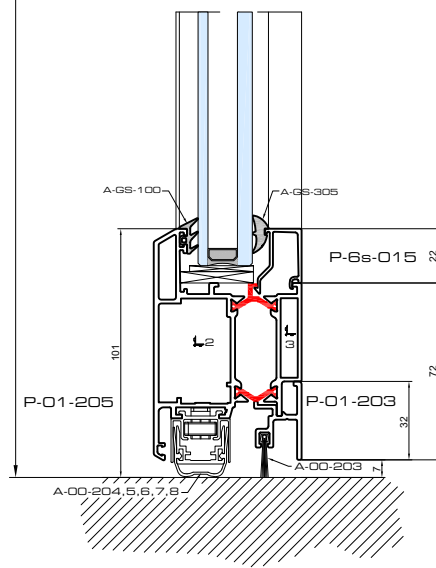
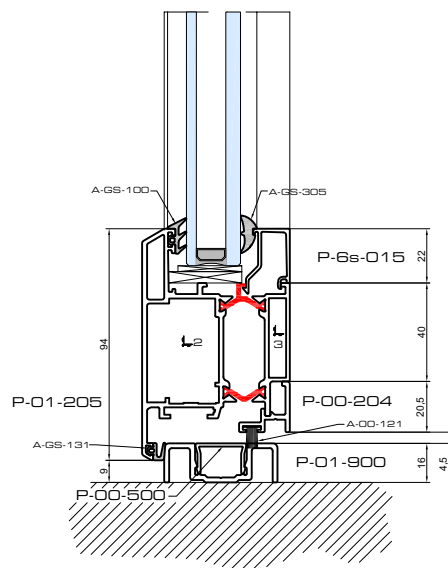
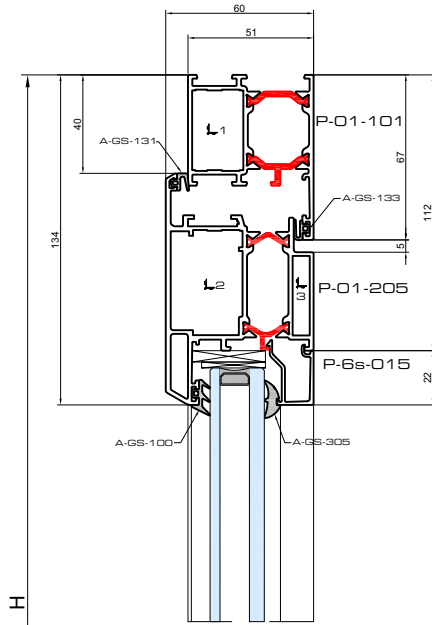

	P	S	#
1	A-PH-3026	A-SH-3026	2
2	A-PH-4726	A-SH-4726	8
3	A-PH-4004		8

	#
A-BS-292	1
A-BS-250	1
A-BS-251	2
A-BS-254	1
A-BS-255	1
A-BF-080	6

A-GS-100	2B + 4H
A-GS-143	3B + 6H
A-GS-140	B - 111
A-GS-305	2B + 4H
A-00-121	(B - 152) / 2
A-00-203	(B - 152) / 2

	B	H
	(B - 403) / 2	▲ H - 217
	(B - 403) / 2	◆ H - 220
	(B - 403) / 2	▲ H - 217
	(B - 403) / 2	◆ H - 220





		B	#	H	#
P-01-101		B	1	-	-
P-01-101		-	-	H	1
P-01-205		(B - 85) / 2	4	▲ H - 47	4
				◆ H - 49	4
P-01-400		-	-	H - 79	1
◆ P-01-900		B - 94	1	-	-
◆ P-00-500		B - 94	1	-	-
▲ P-00-203		(B - 181) / 2	2	-	-
◆ P-00-204		(B - 181) / 2	1	-	-
P-6s-015		(B - 373) / 2	4	▲ H - 235	4
				◆ H - 237	4
▲ A-00-204,5,6,7,8		(B - 171) / 2	2	-	-

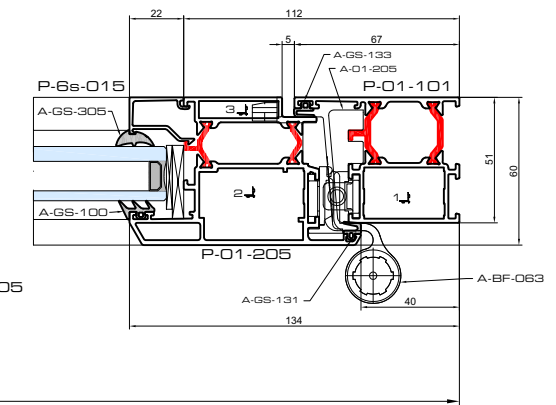
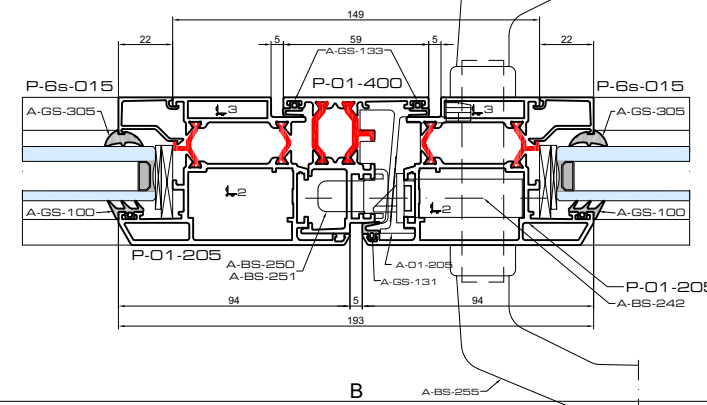
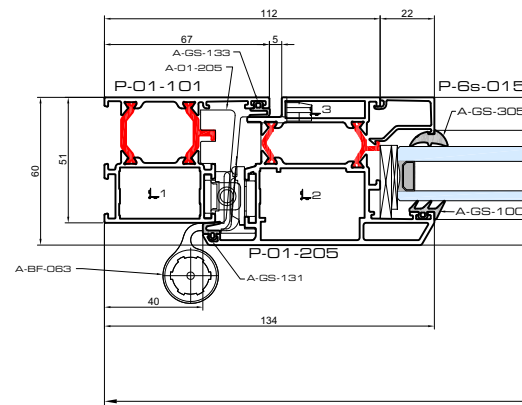
	#
A-00-105	10
A-01-100	8
A-01-203	1
▲ A-01-205	1
◆ A-01-900	1

	P	S	#
1	A-PH-3221	A-SH-3221	2
2	A-PH-4218	A-SH-4218	8
3	A-PH-3207		8

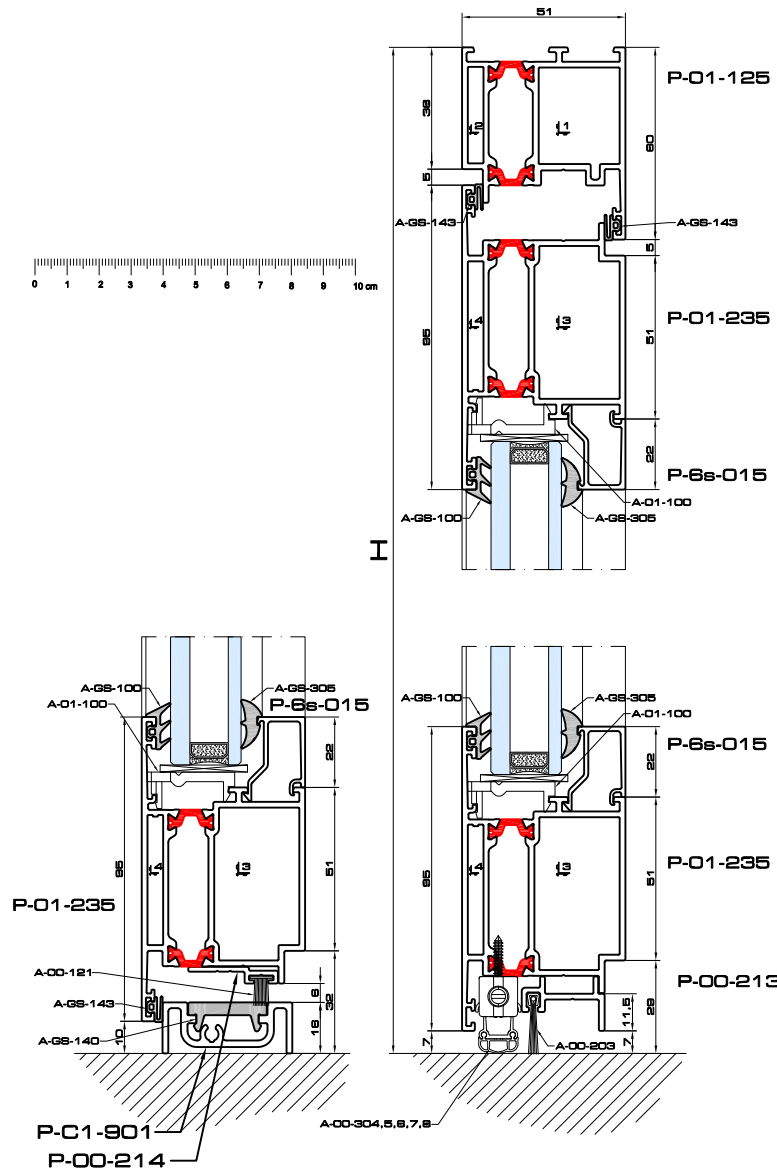
	#
A-BS-254	1
A-BS-255	1
A-BS-242	1
A-BS-250	1
A-BS-251	2
A-BF-063	6

A-GS-131	2B + 3H
A-GS-133	B + 4H
A-GS-100	2B + 4H
A-GS-305	2B + 4H
▲ A-00-203	(B - 177) / 2
◆ A-00-121	(B - 177) / 2

	B	H
	(B - 401) / 2	▲ H - 205
	(B - 401) / 2	◆ H - 207
	(B - 401) / 2	▲ H - 205
	(B - 401) / 2	◆ H - 207



dubbele\_deur\_buiten\_ap



			B	#	H	#
P-01-125			B	1	-	-
P-01-125			-	-	H	1
P-01-235			(B - 69) / 2	4	▲ H - 50	3
P-01-234			-	-	● H - 53	3
P-01-234			-	-	▲ H - 50	1
P-01-234			-	-	● H - 53	1
P-C1-901			B - 97	1	-	-
P-00-213			(B - 107) / 2	1	-	-
P-00-213			(B - 116) / 2	1	-	-
P-00-214			(B - 138) / 2	2	-	-
P-6s-015			(B - 381) / 2	4	▲ H - 240	4
P-6s-015			(B - 381) / 2	4	● H - 243	4

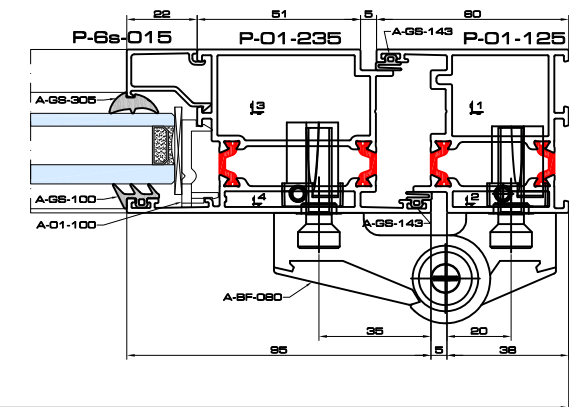
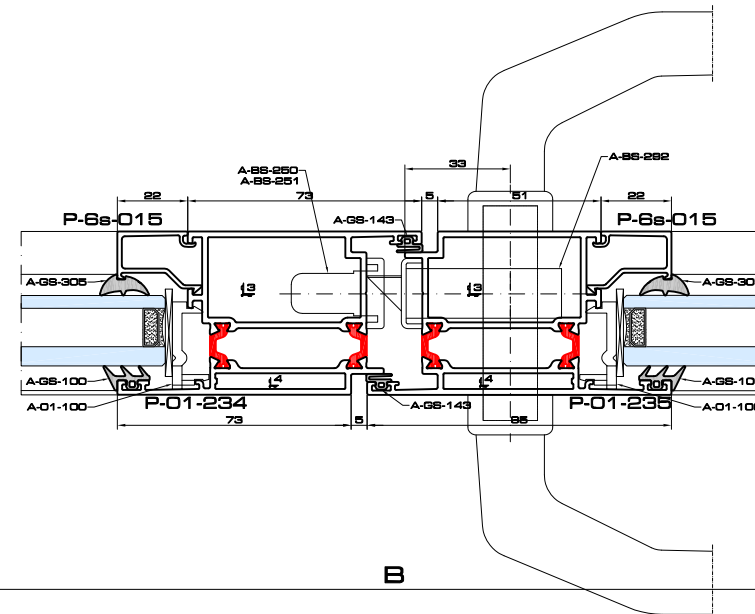
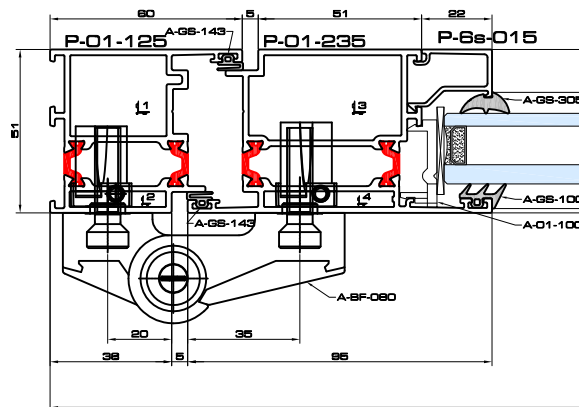
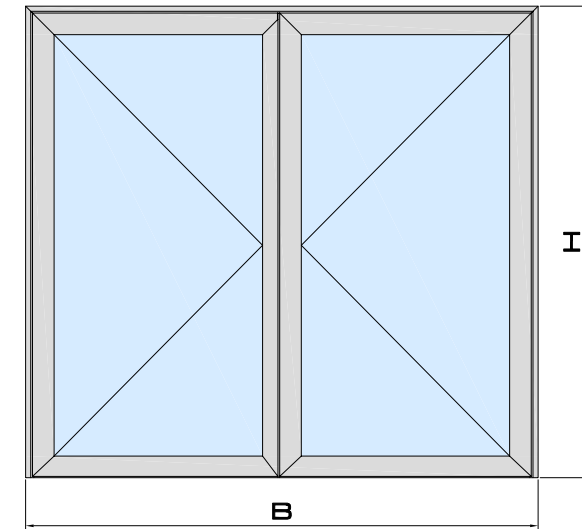
	#
A-01-100	8
A-01-208	1
A-01-901	1
A-00-105	8
A-00-213	1

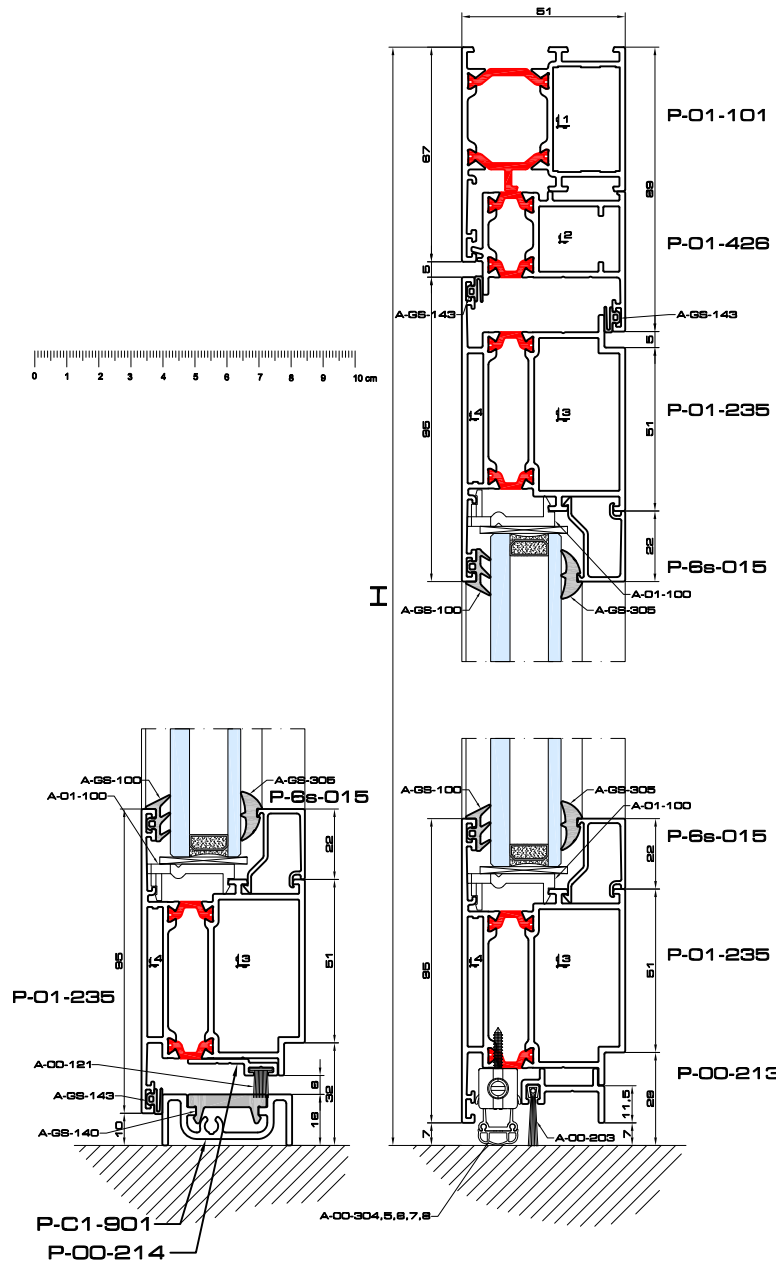
	LP	LS	#
1	A-PH-3026	A-SH-3026	2
2	A-PH-3004		2
3	A-PH-4726	A-SH-4726	8
4	A-PH-4004		8

	#
A-BS-292	1
A-BS-250	1
A-BS-251	2
A-BS-254	1
A-BS-255	1
A-BF-080	6

A-GS-100	2B + 4H
A-GS-143	3B + 6H
A-GS-140	B - 97
A-GS-305	2B + 4H
A-00-121	(B - 138) / 2
A-00-203	(B - 138) / 2

	B	H
	(B - 389) / 2	▲ H - 210
	(B - 389) / 2	● H - 213
	(B - 389) / 2	▲ H - 210
	(B - 389) / 2	● H - 213





		B	#	H	#
P-01-101		B	1	-	-
P-01-101		-	-	H	1
P-01-235		(B - 127) / 2	4	▲ H - 79	3
				● H - 82	3
P-01-234		-	-	▲ H - 79	1
				● H - 82	1
P-01-426		B - 90	1	-	-
P-01-426		-	-	H - 45	1
● P-C1-901		B - 154,5	1	-	-
▲ P-00-213		(B - 164) / 2	1	-	-
▲ P-00-213		(B - 174) / 2	1	-	-
● P-00-214		(B - 196) / 2	2	-	-
P-6s-015		(B - 419) / 2	4	▲ H - 269	4
				● H - 272	4

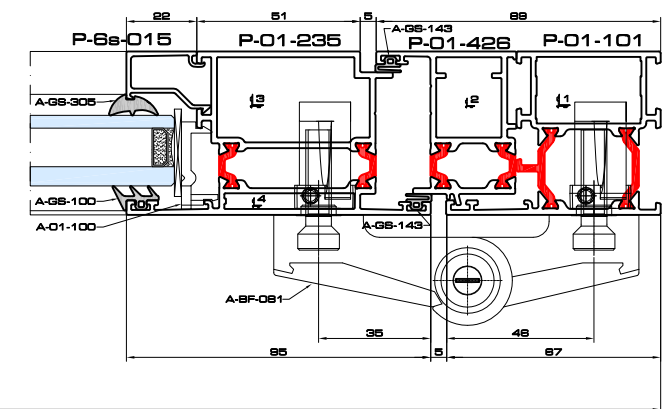
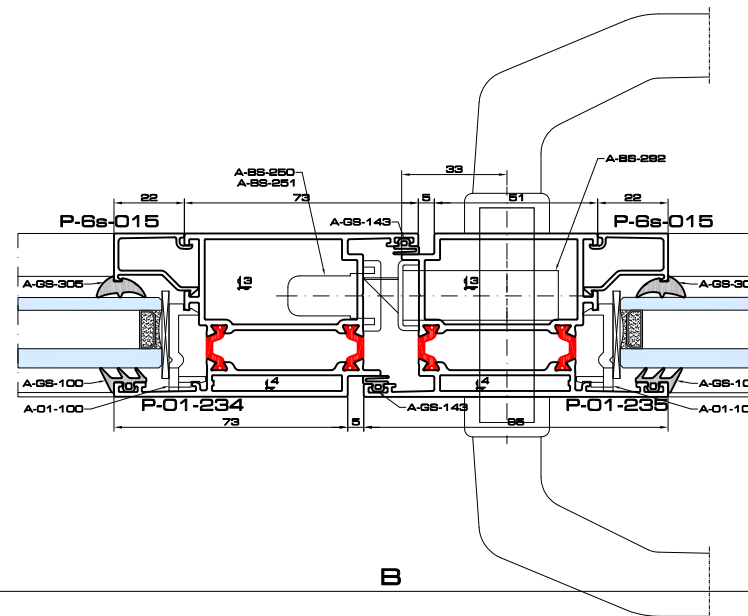
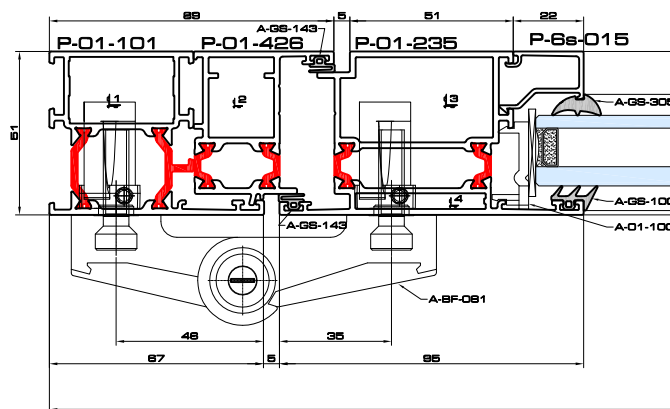
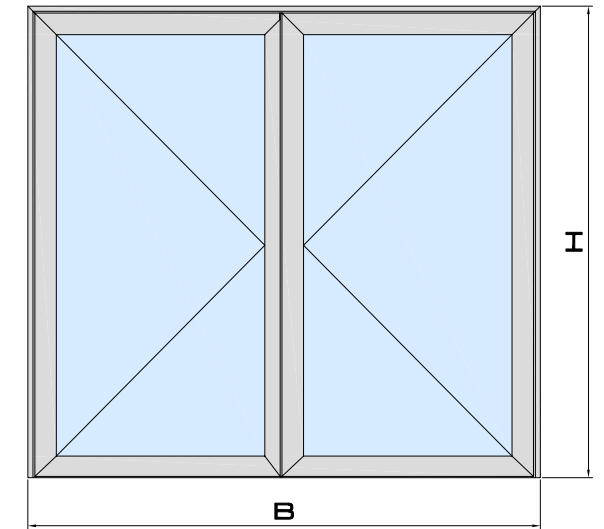
	#
A-01-100	8
A-01-208	1
● A-01-901	1
A-00-105	10
A-00-213	1

	LP	LS	#
1	A-PH-1821	A-SH-1821	2
2	A-PH-2018	A-SH-2018	2
3	A-PH-4726	A-SH-4726	8
4	A-PH-4004		8

	#
A-BS-292	1
A-BS-250	1
A-BS-251	2
A-BS-254	1
A-BS-255	1
A-BF-081	6

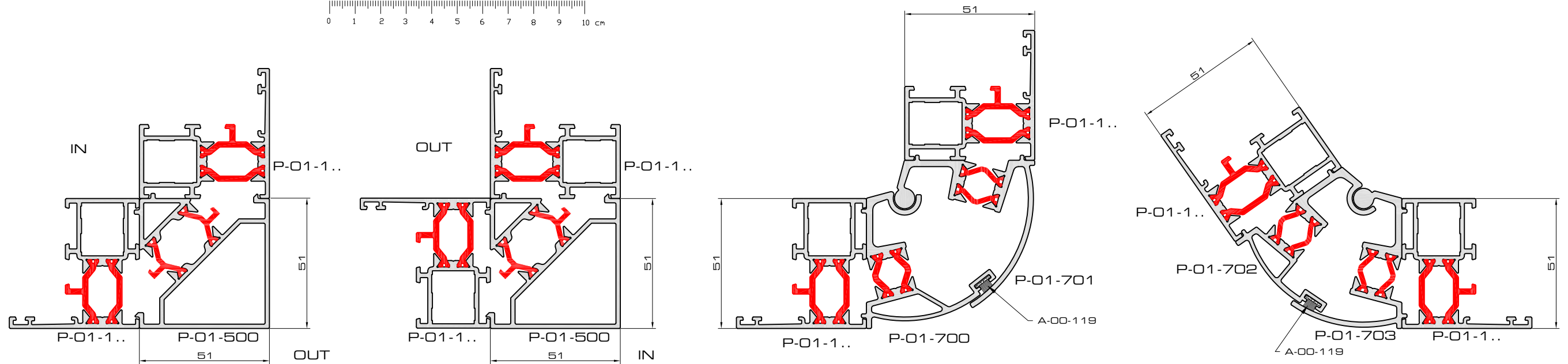
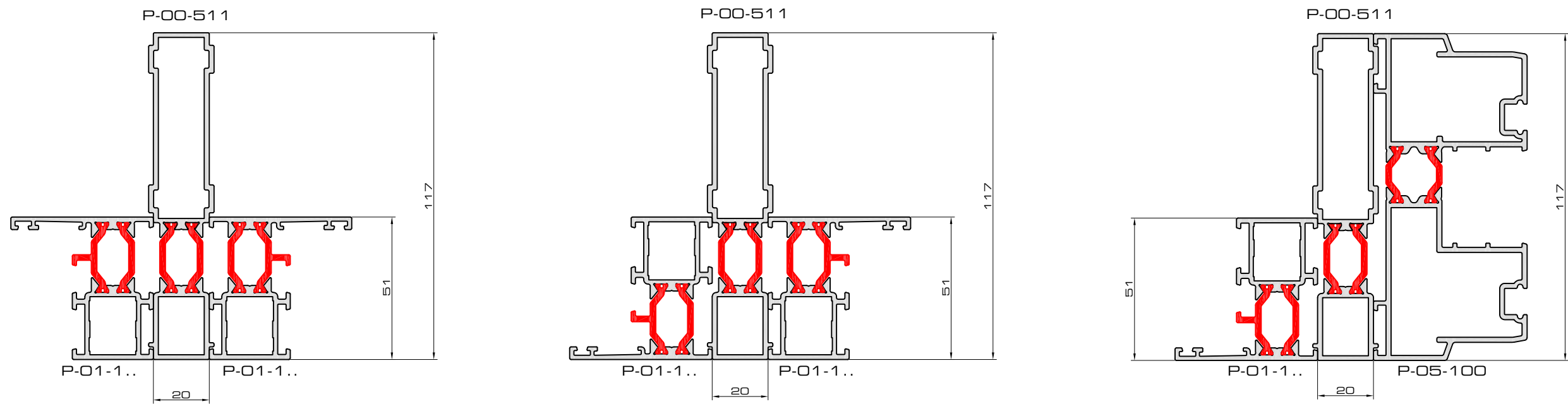
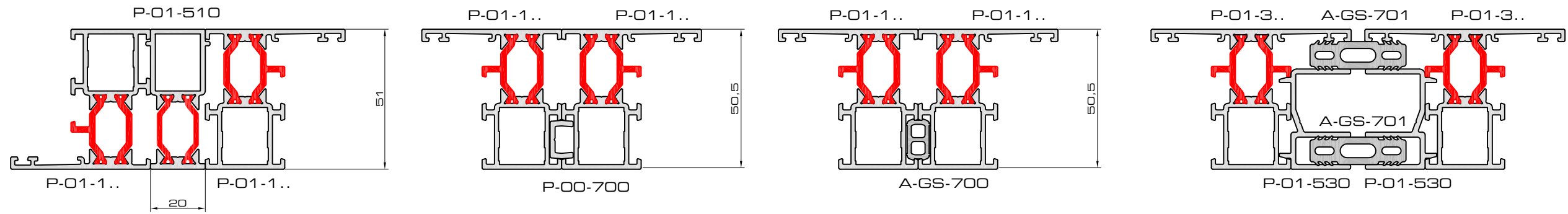
A-GS-100	2B + 4H
A-GS-143	3B + 6H
A-GS-140	B - 154,5
A-GS-305	2B + 4H
● A-00-121	(B - 196) / 2
▲ A-00-203	(B - 196) / 2

	B	H
	(B - 447) / 2	▲ H - 239
		● H - 242
	(B - 447) / 2	▲ H - 239
		● H - 242

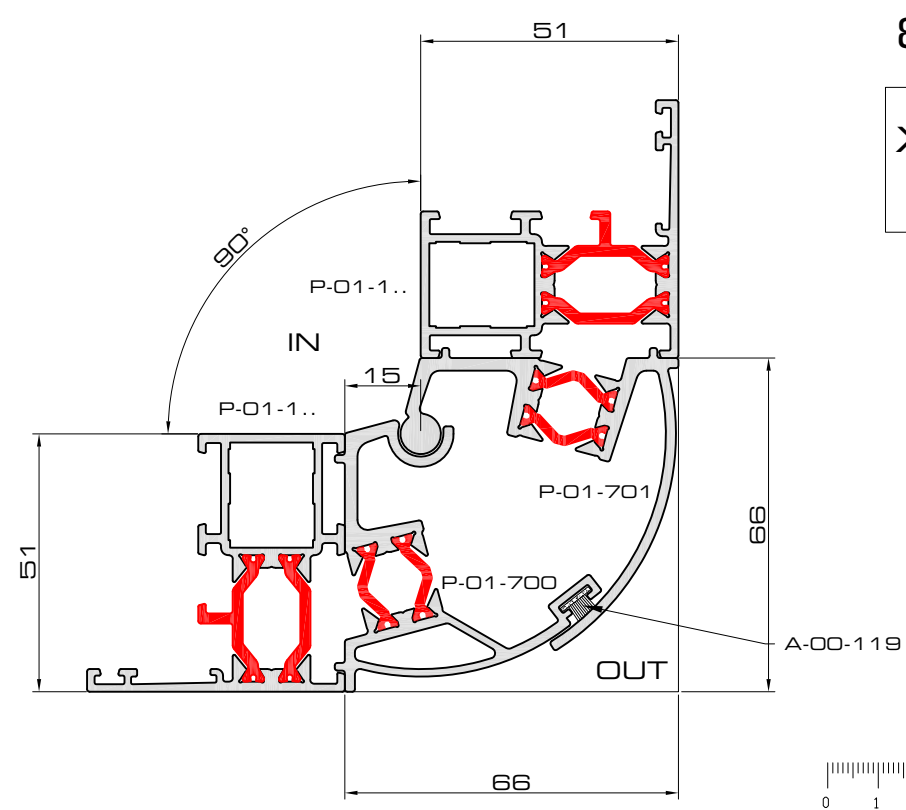
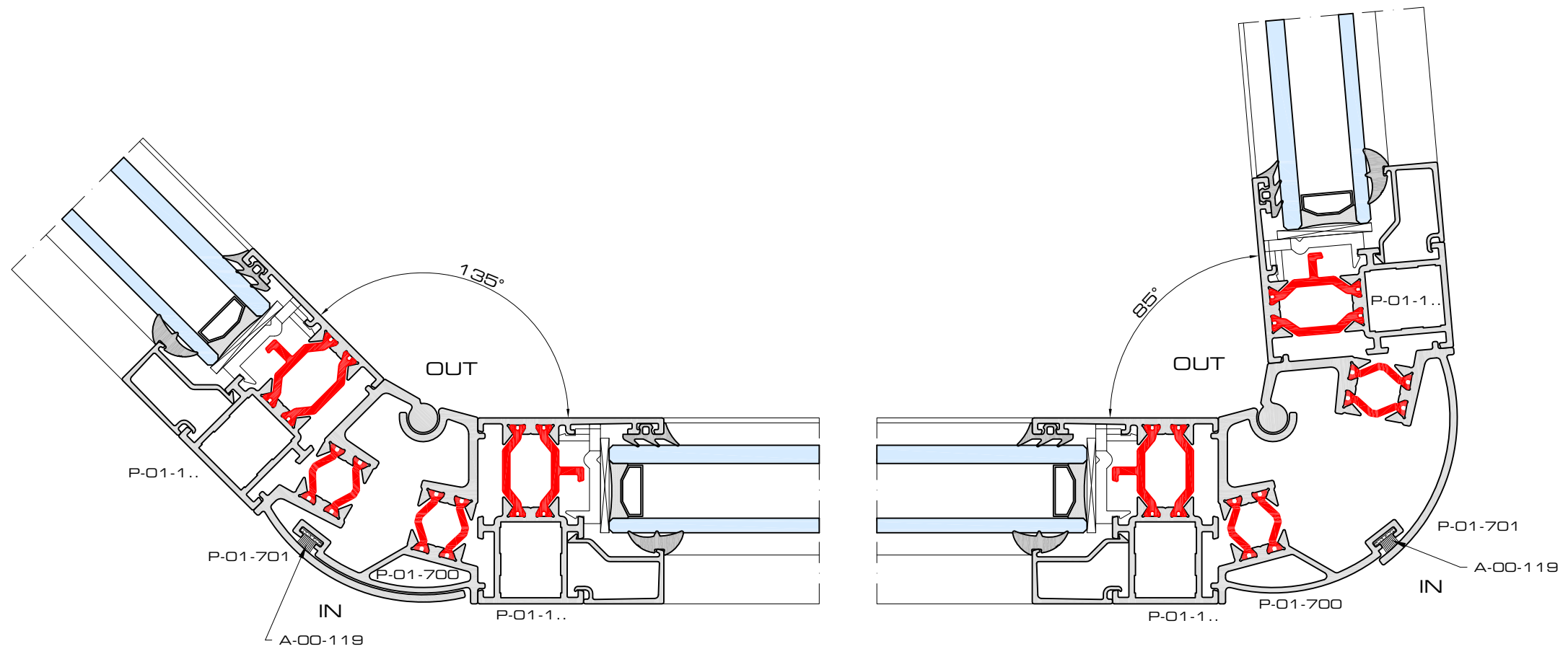






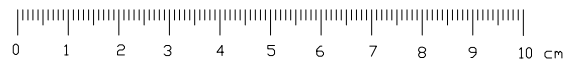
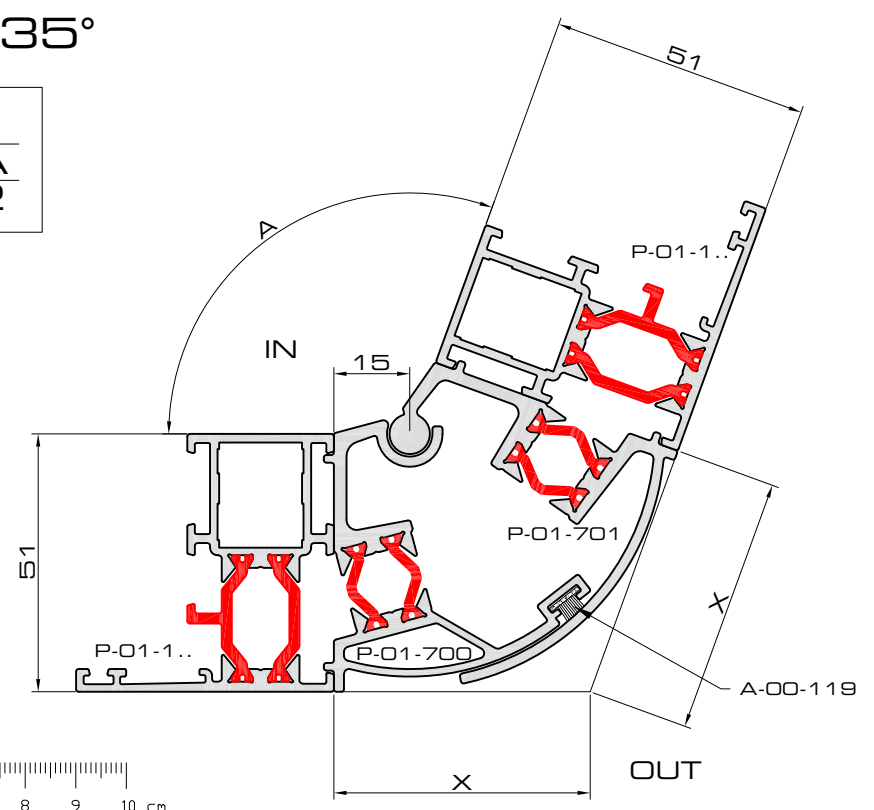


overzichtap

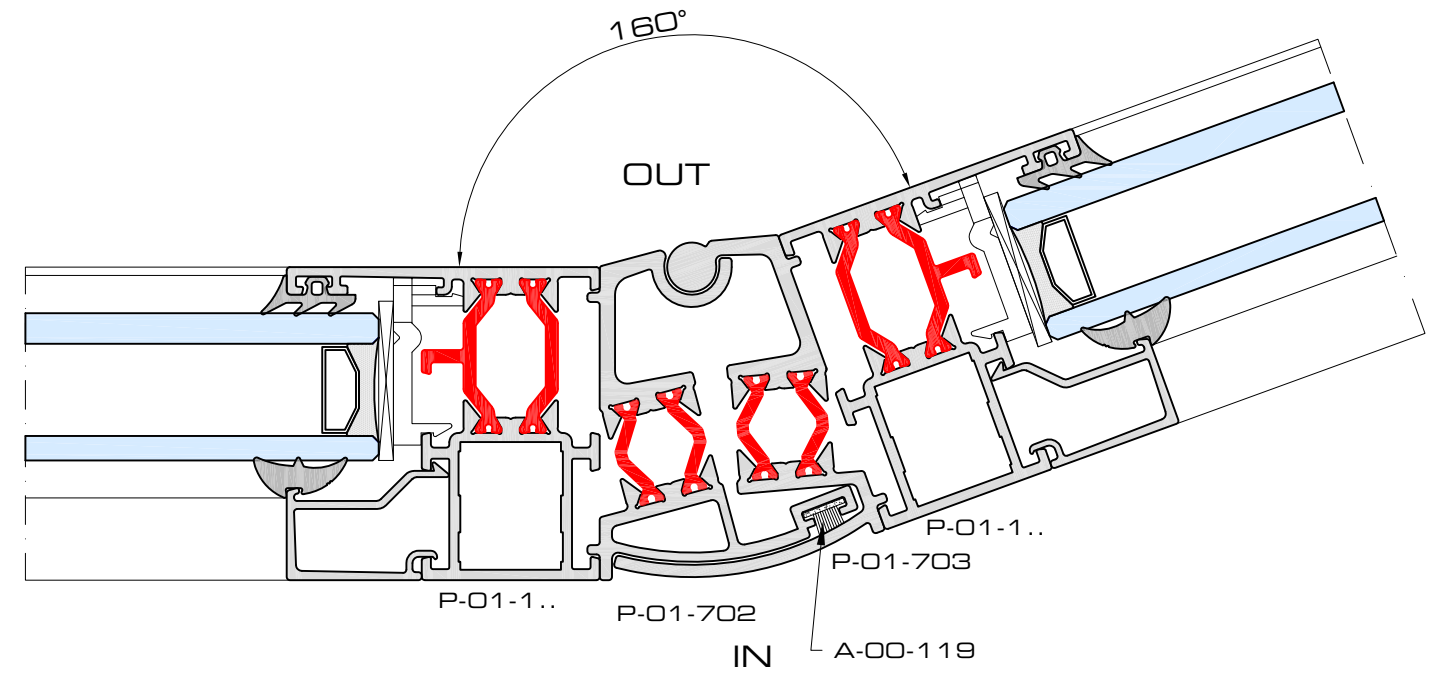
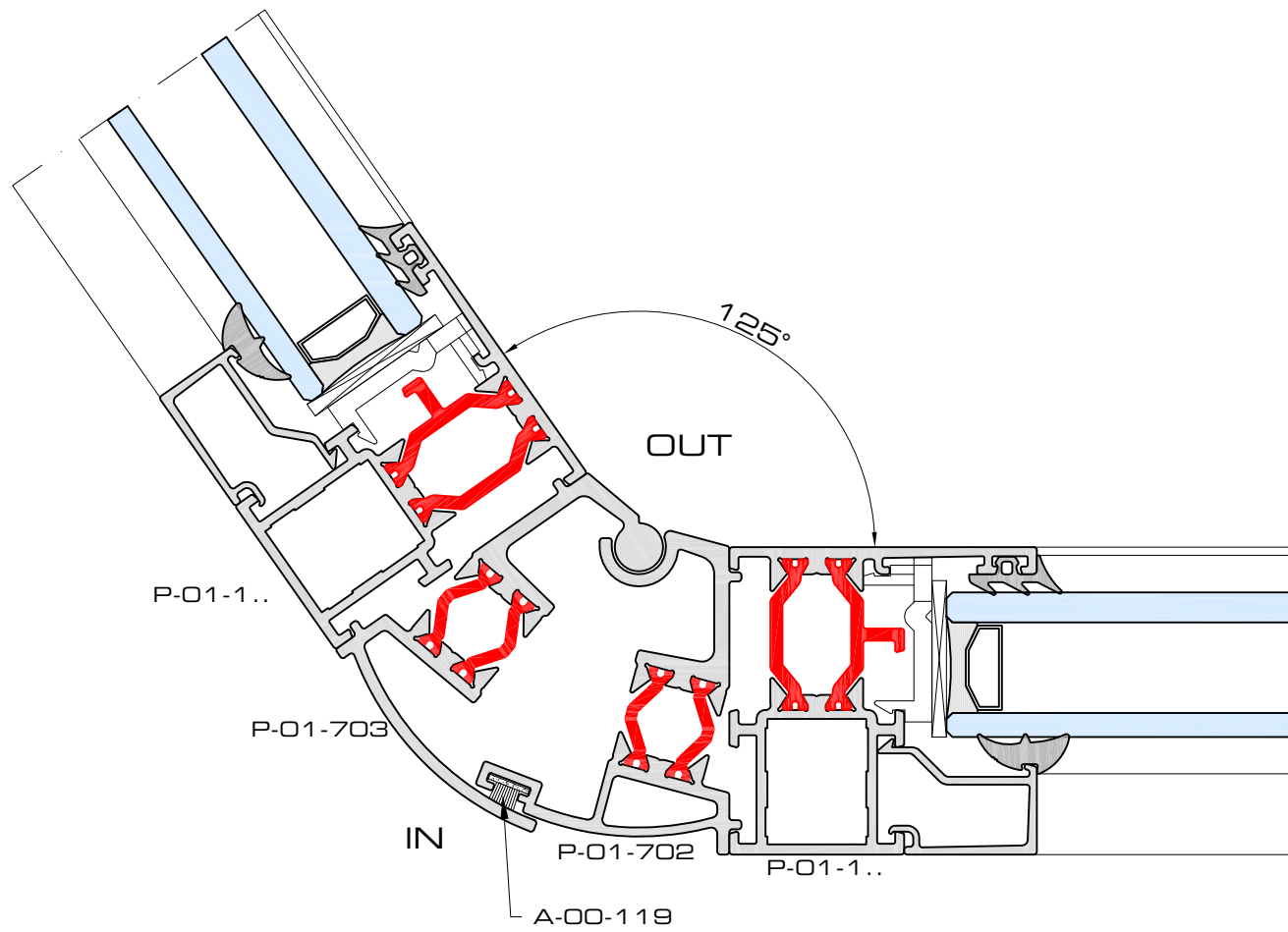


$85^\circ < A < 135^\circ$

$$X = 15 + \frac{51}{\tan \frac{A}{2}}$$

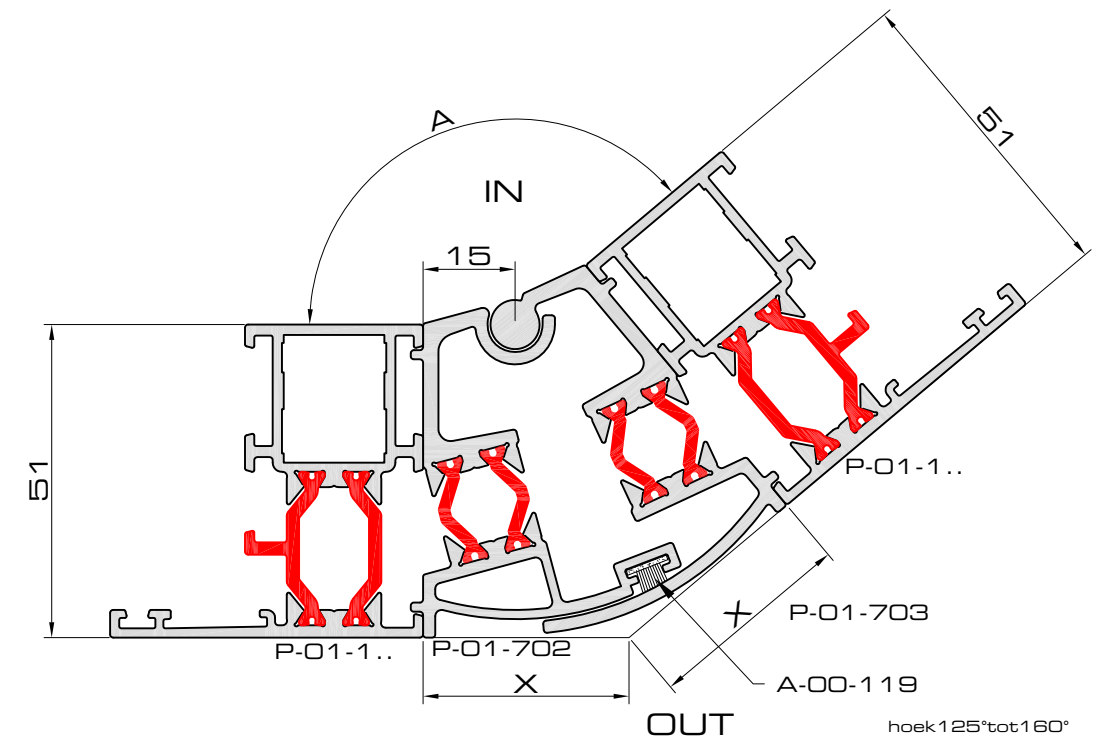
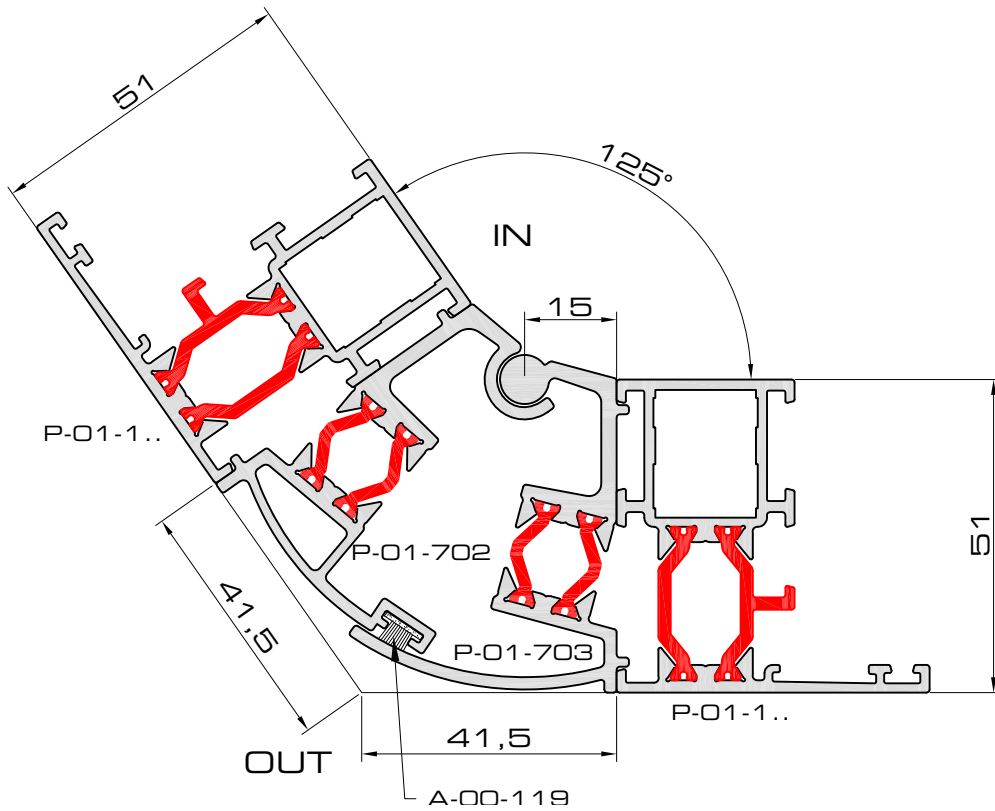


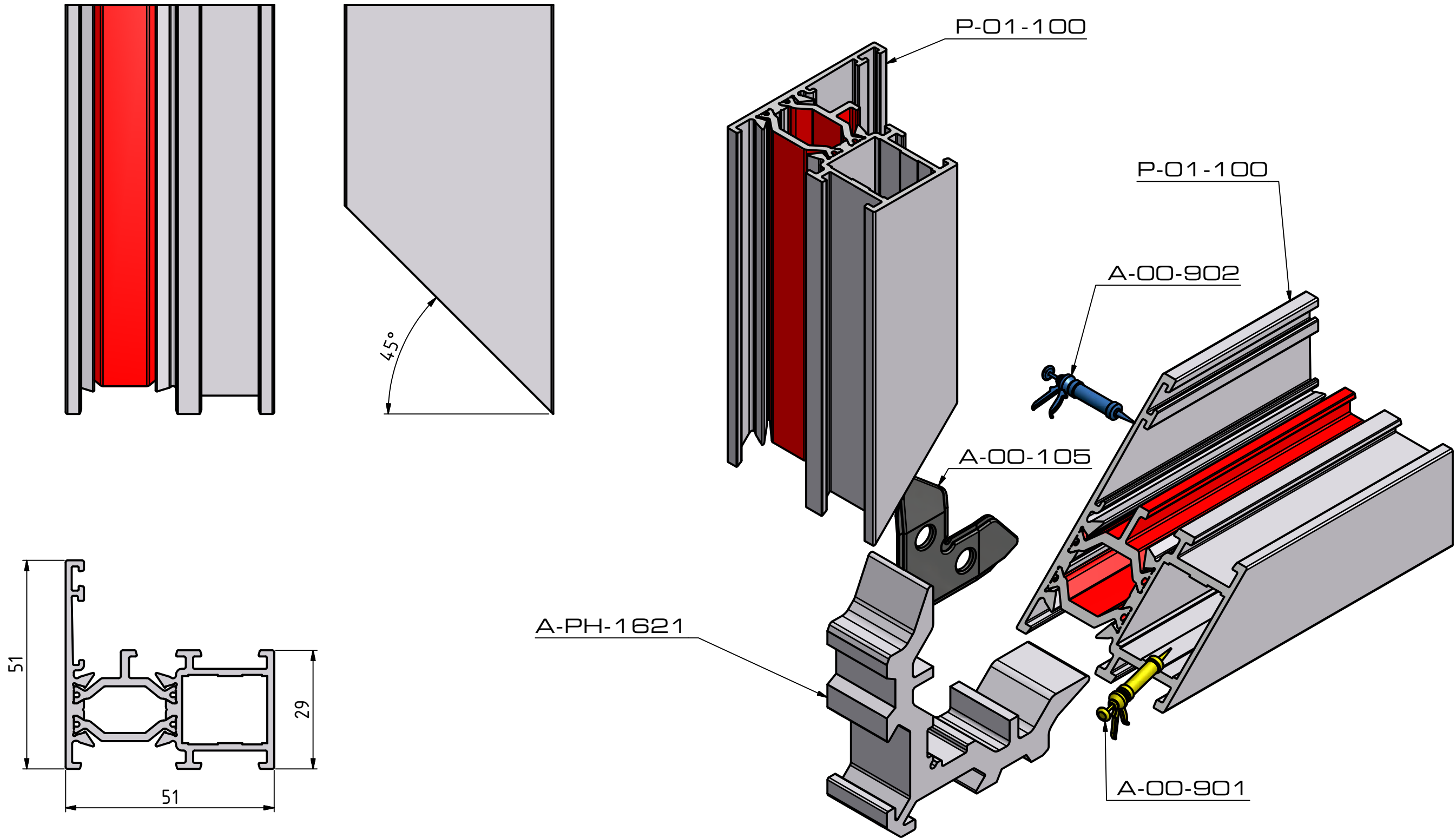
hoek85°tot135°

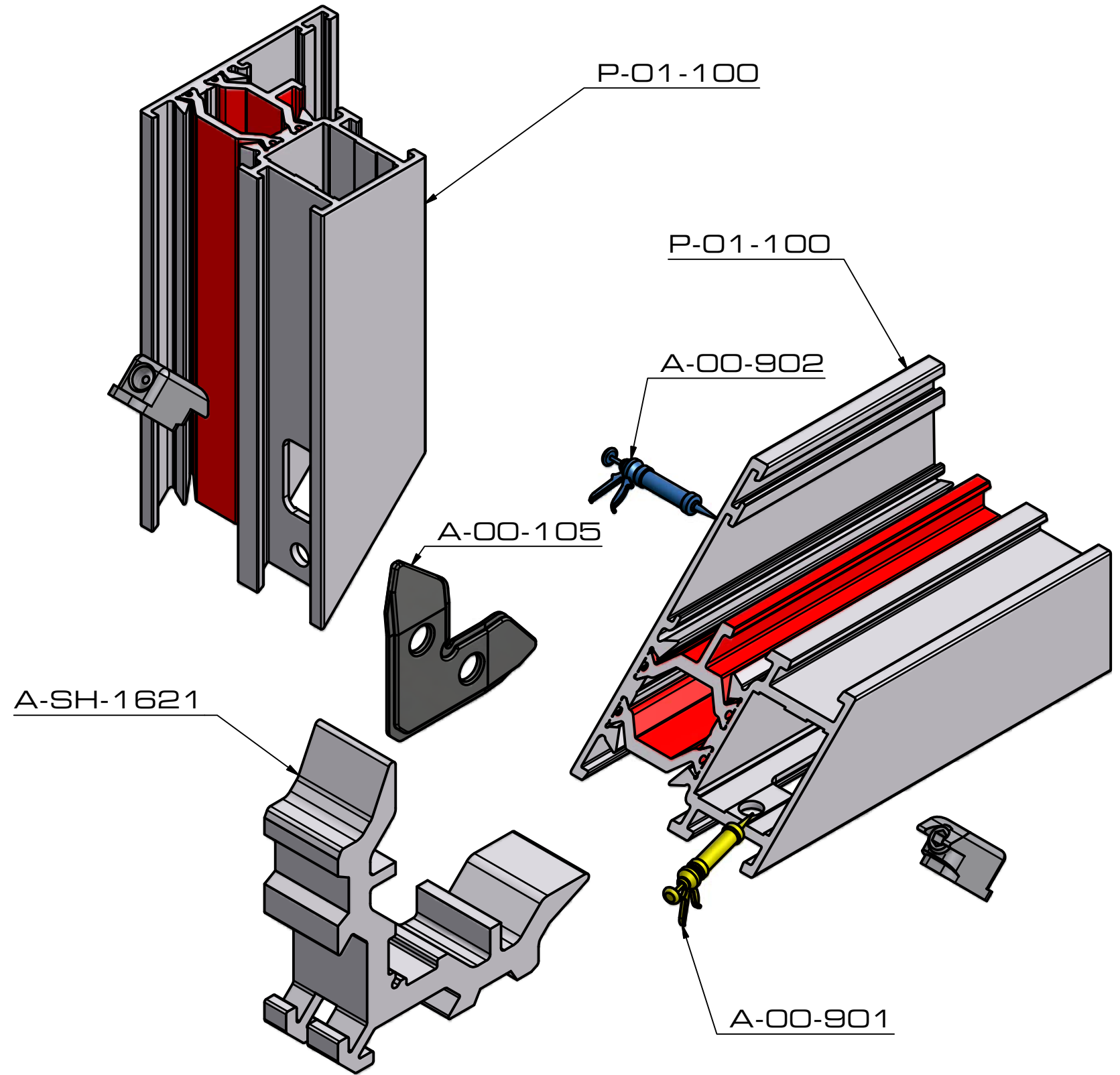
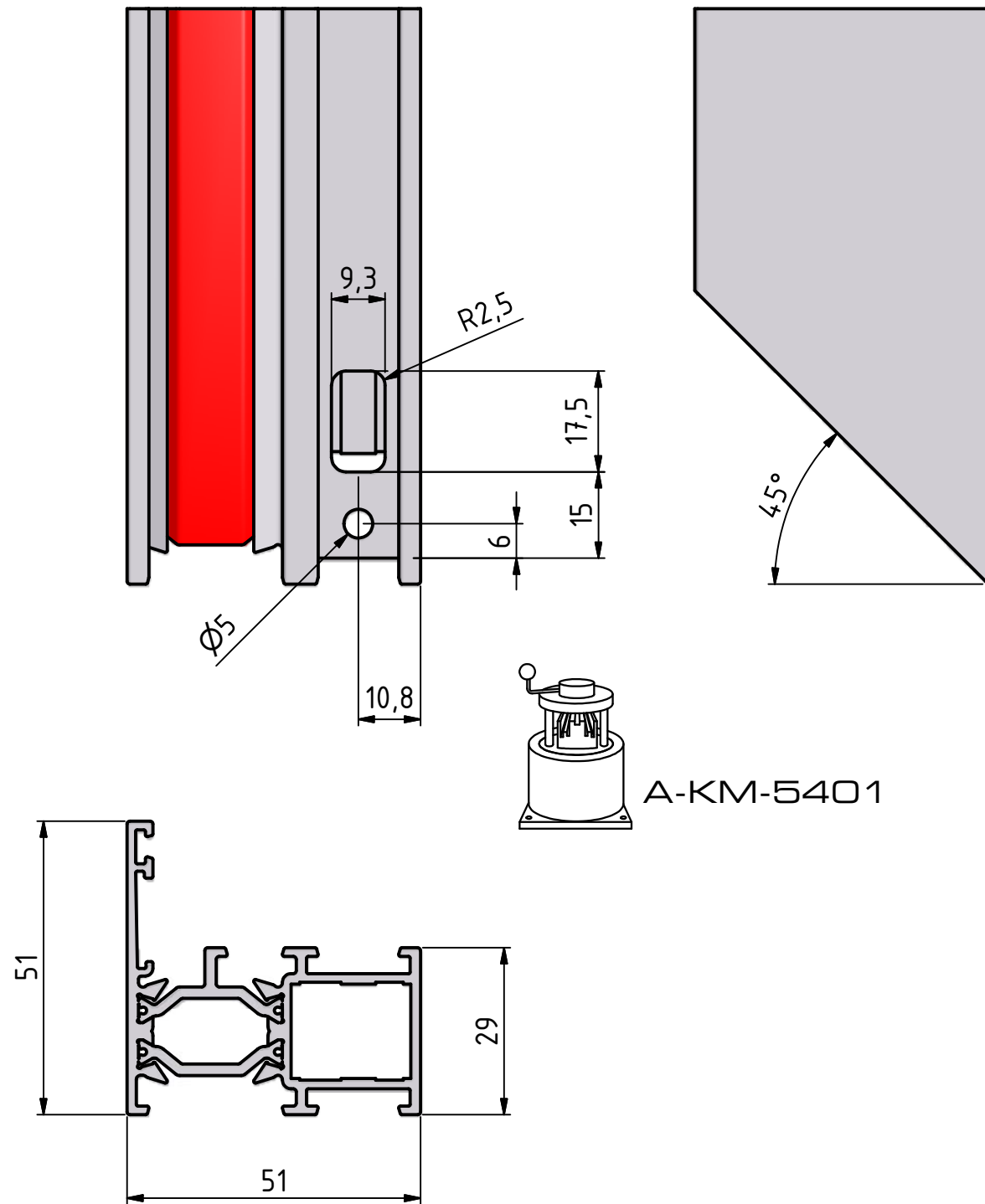


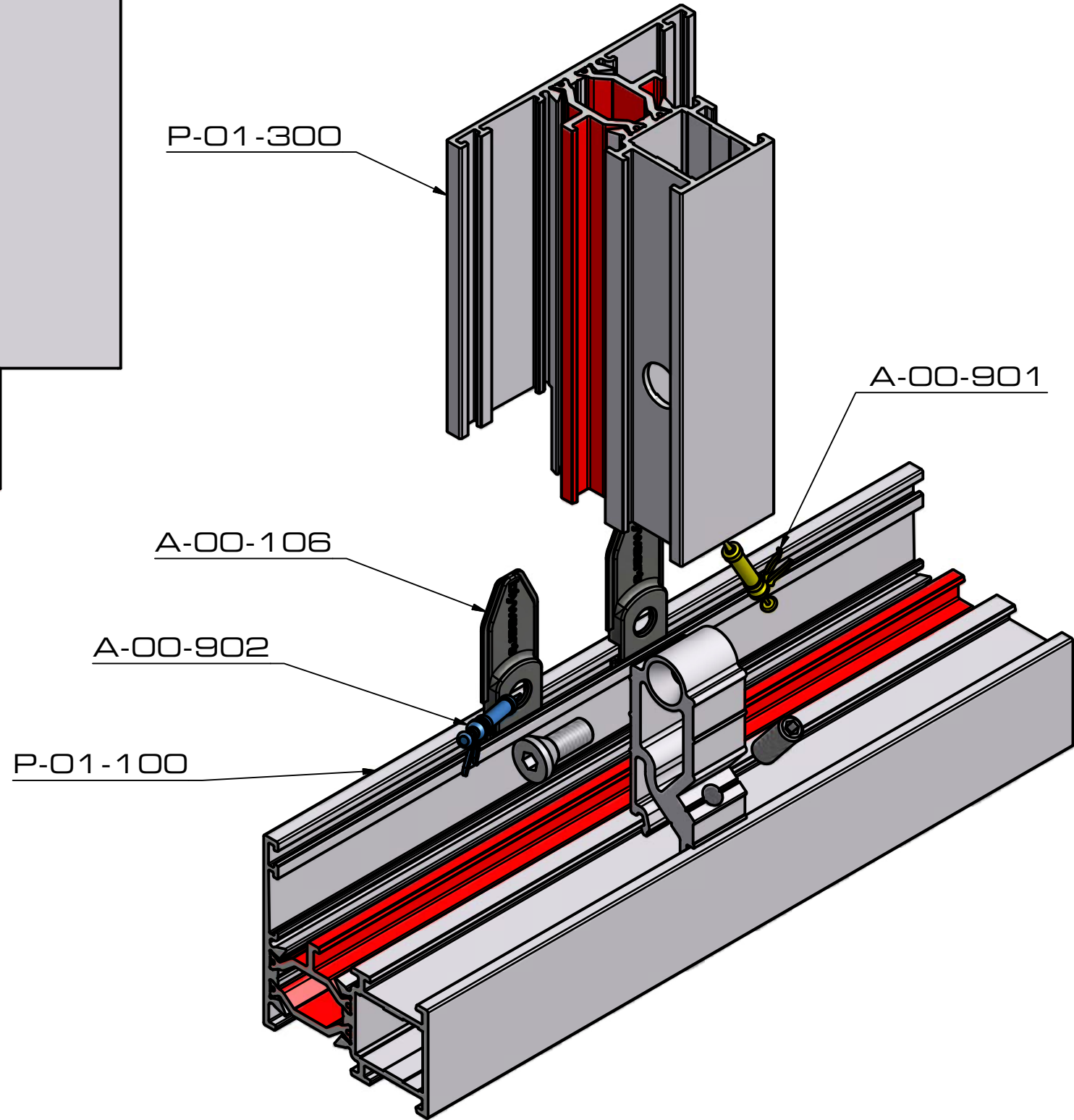
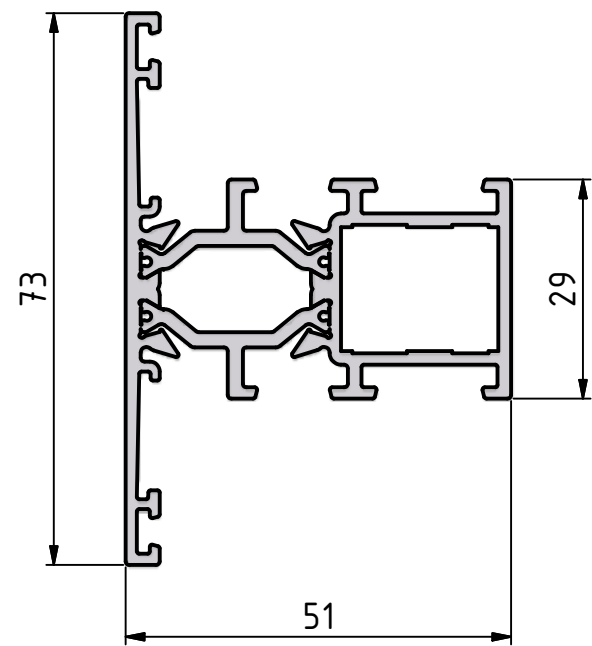

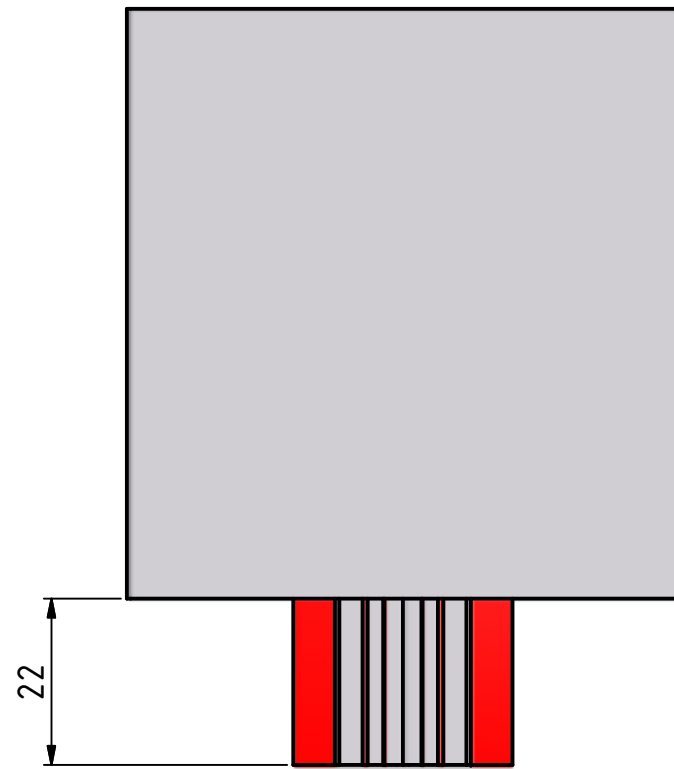
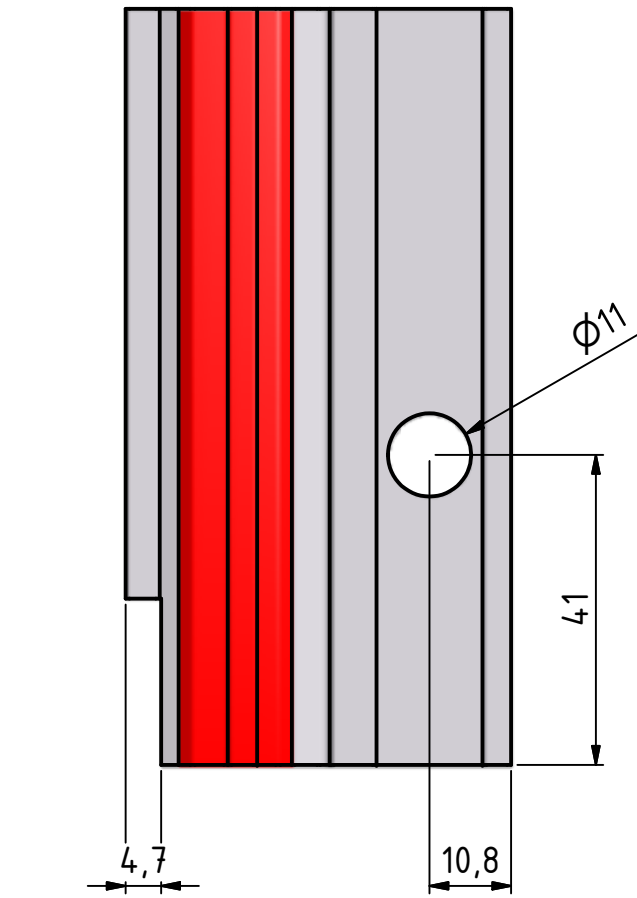
$125^\circ < A < 160^\circ$

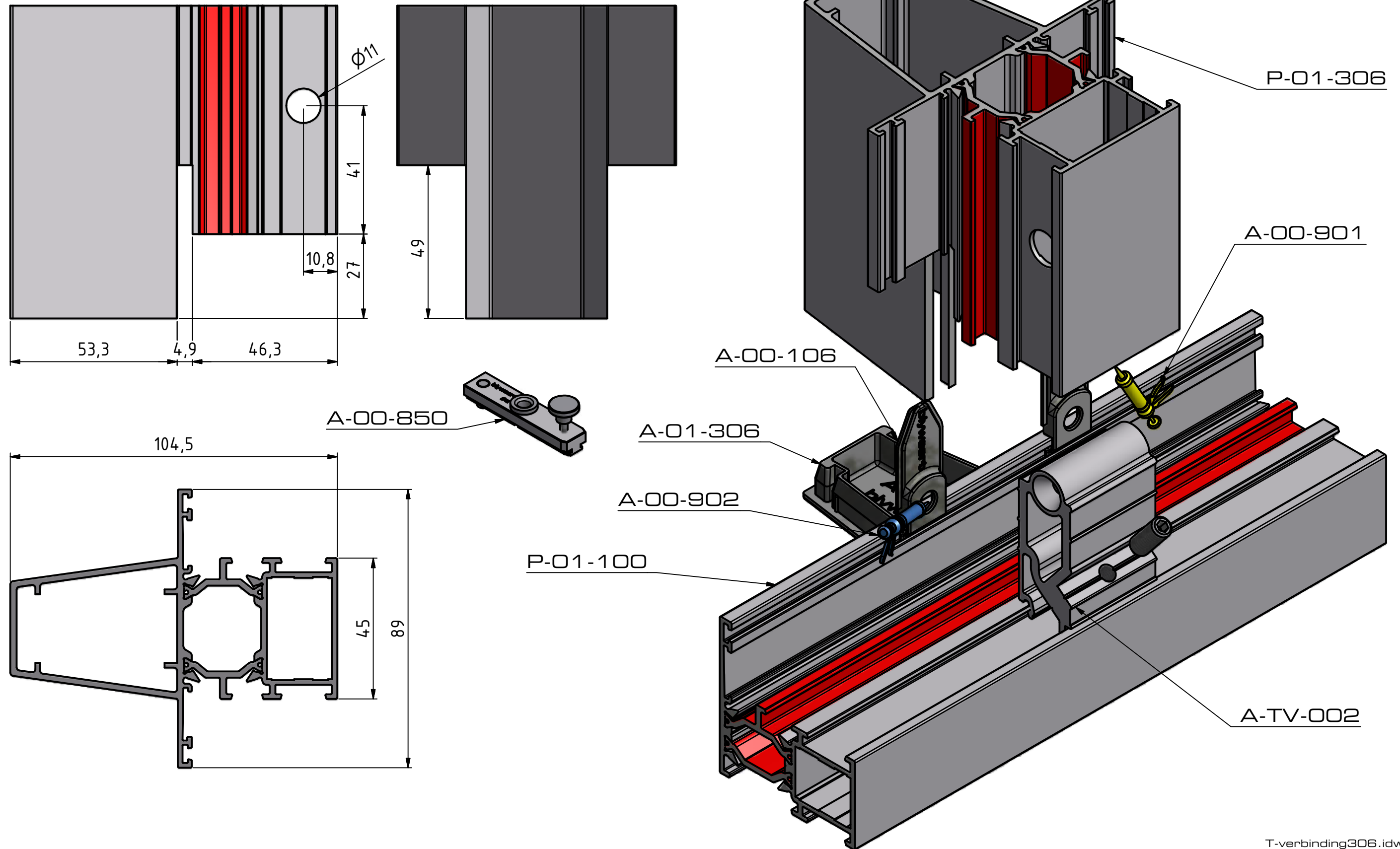
$$X = 15 + \frac{51}{\tan \frac{A}{2}}$$



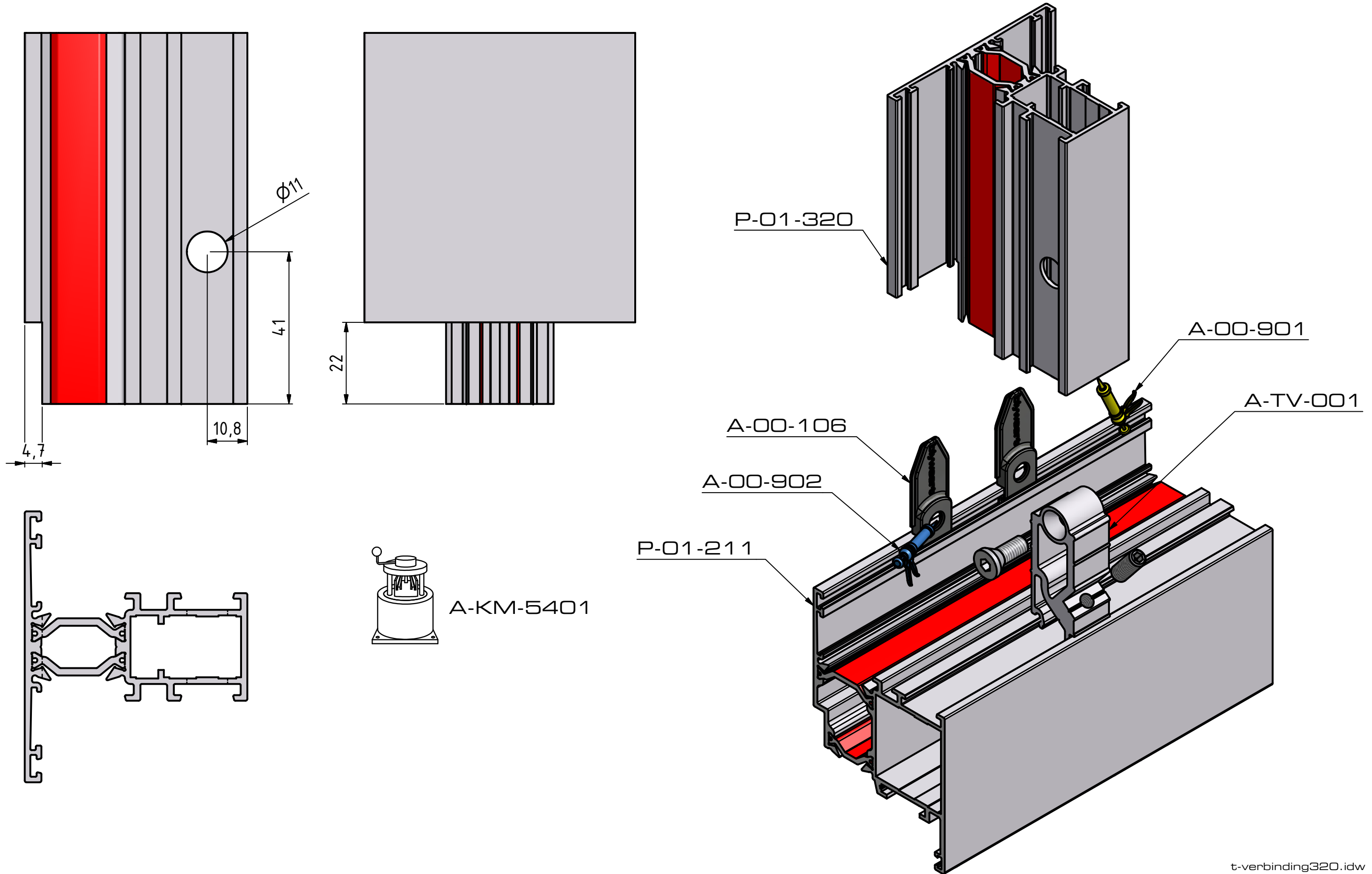






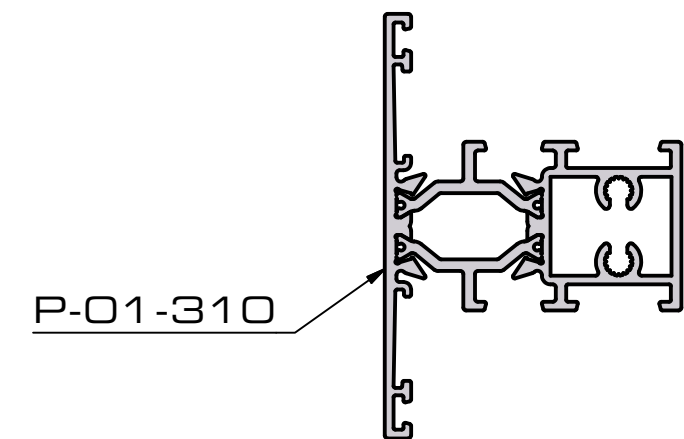
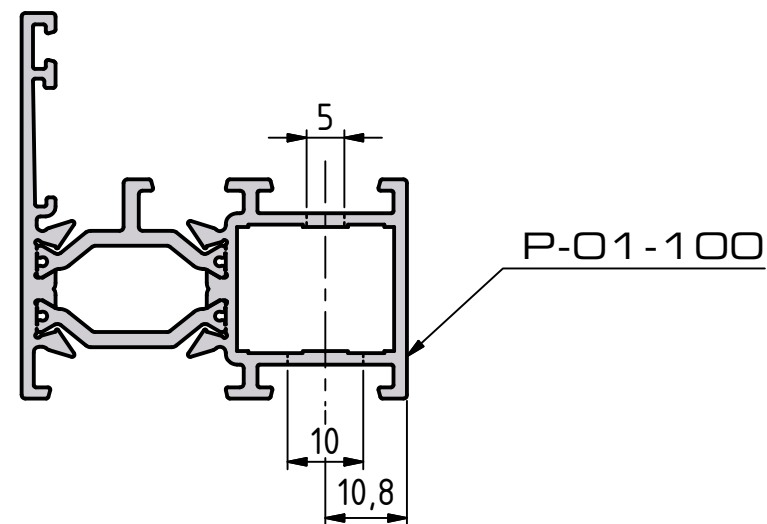
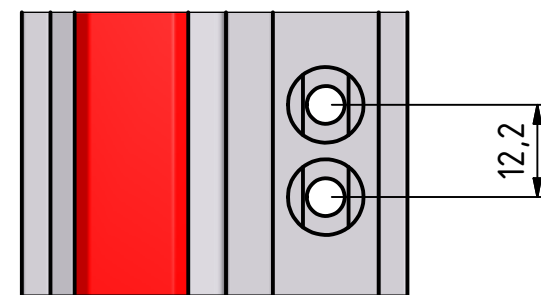
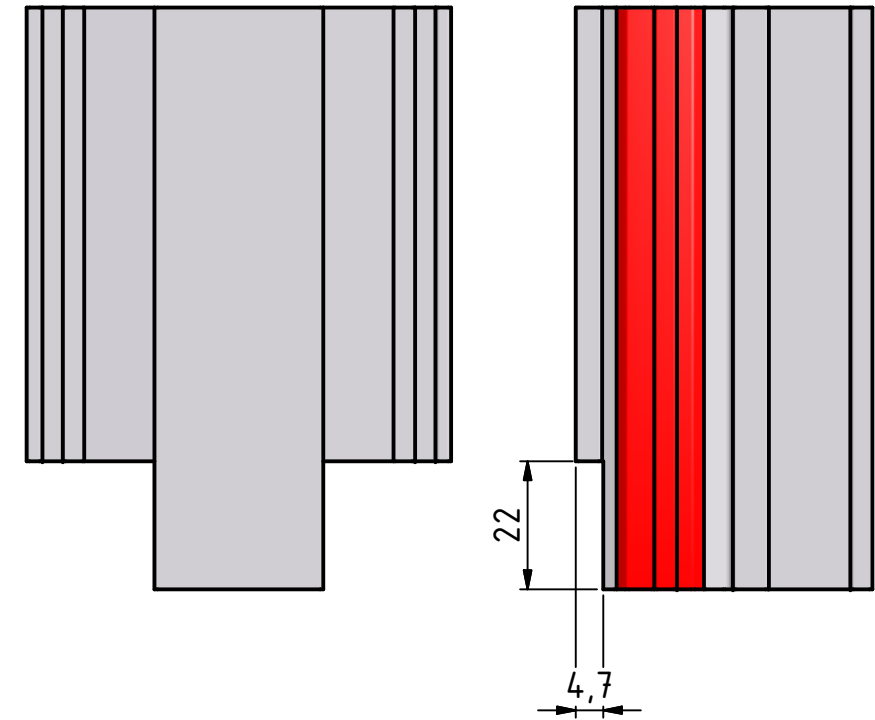
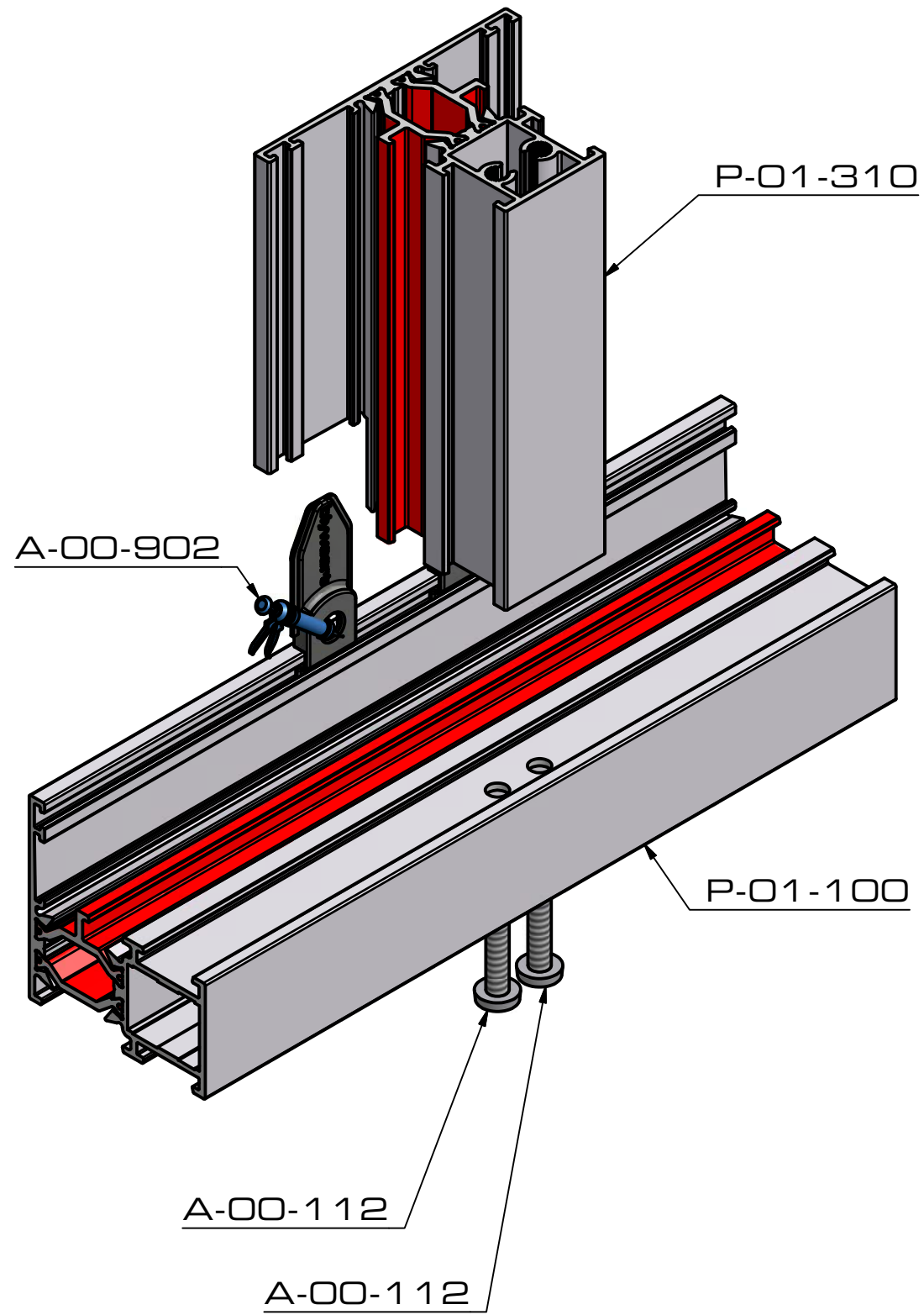


T-verbinding306.idw

































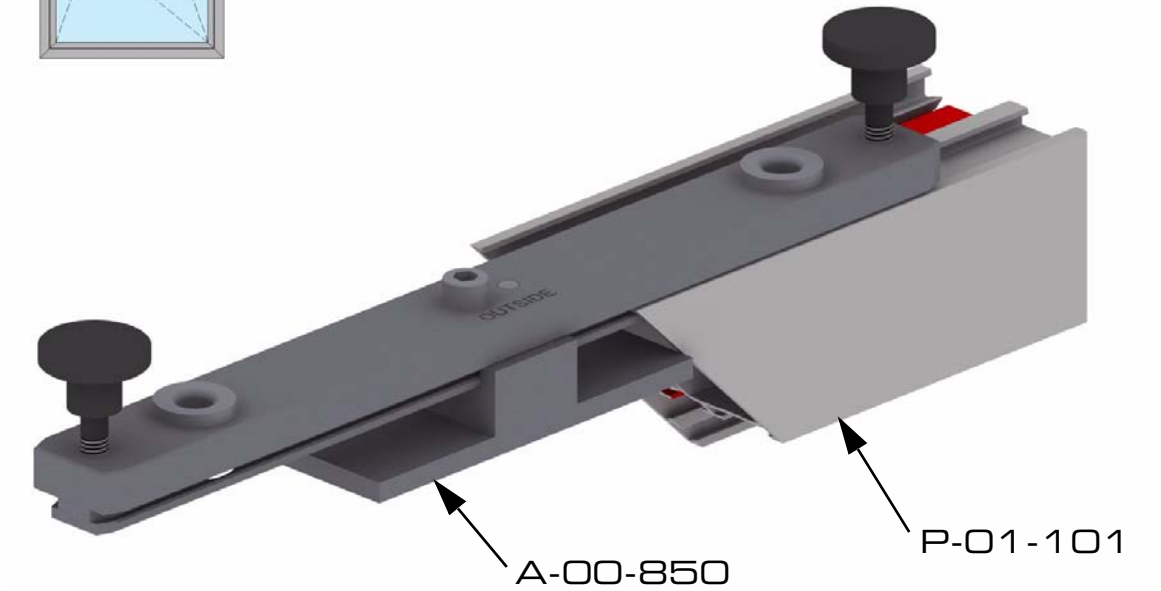
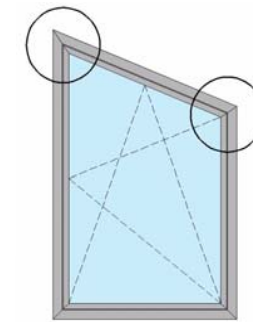
t-verbinding320.idw

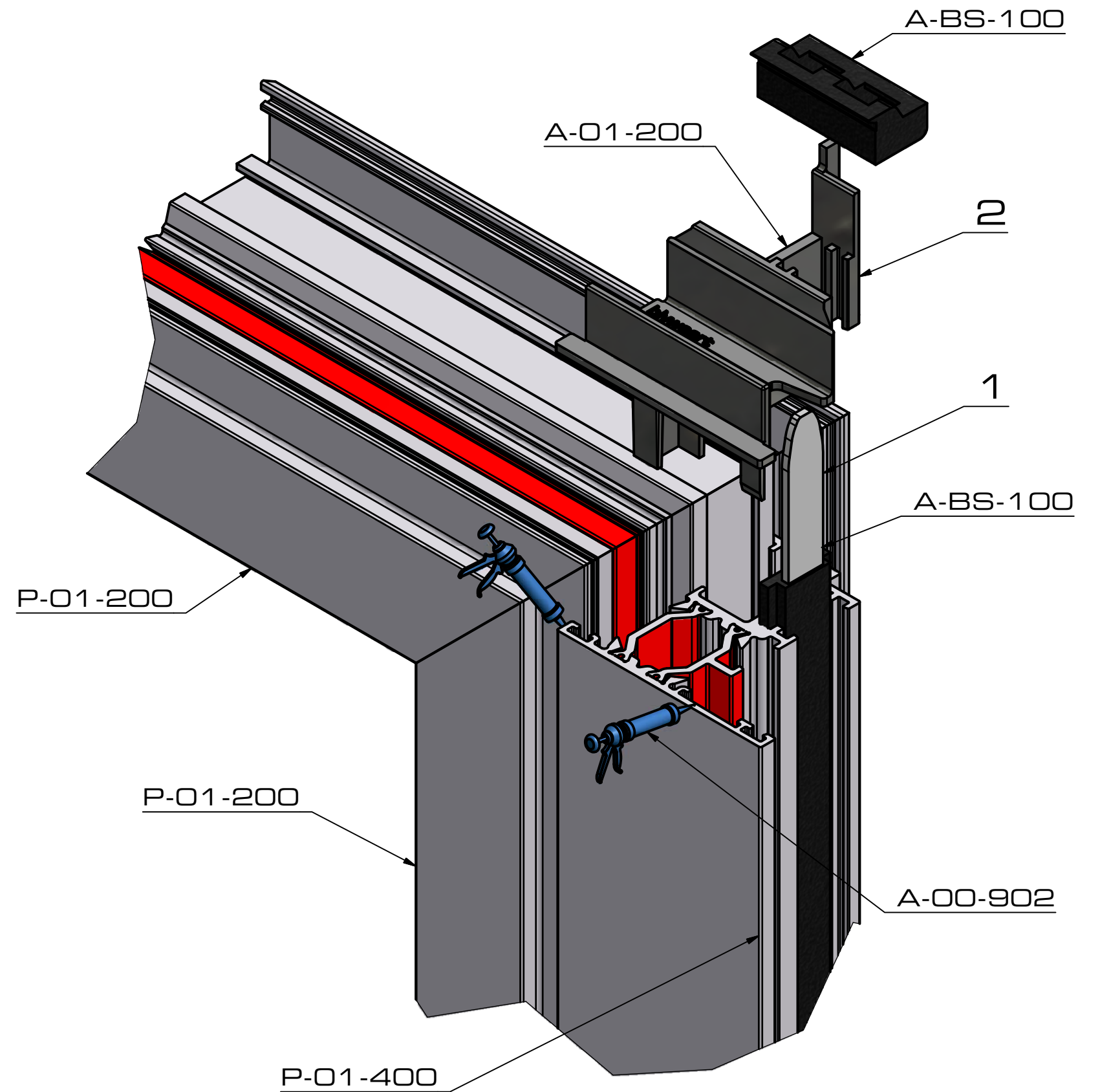
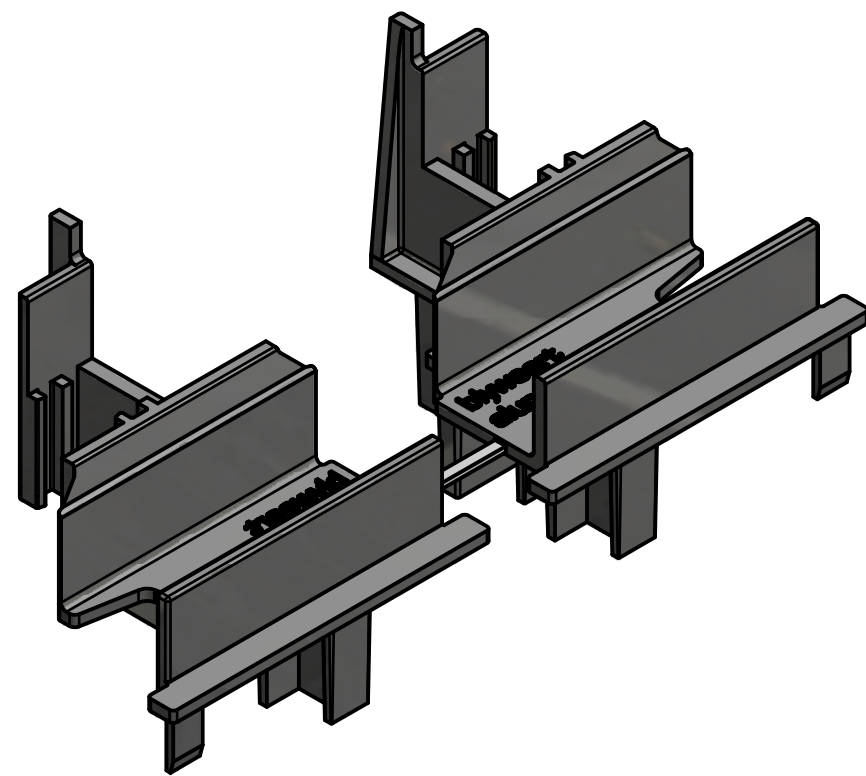
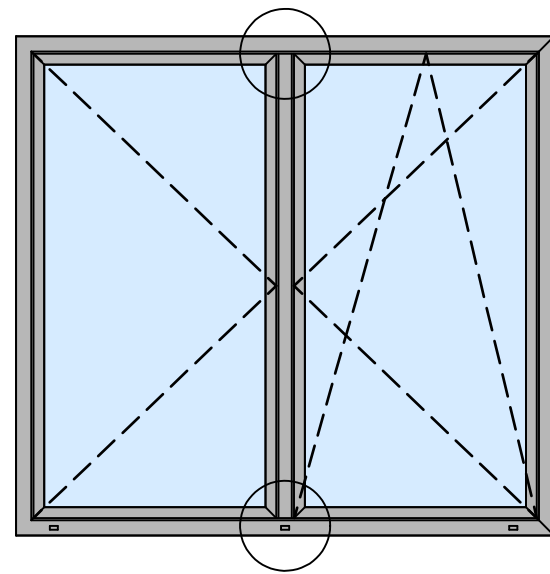




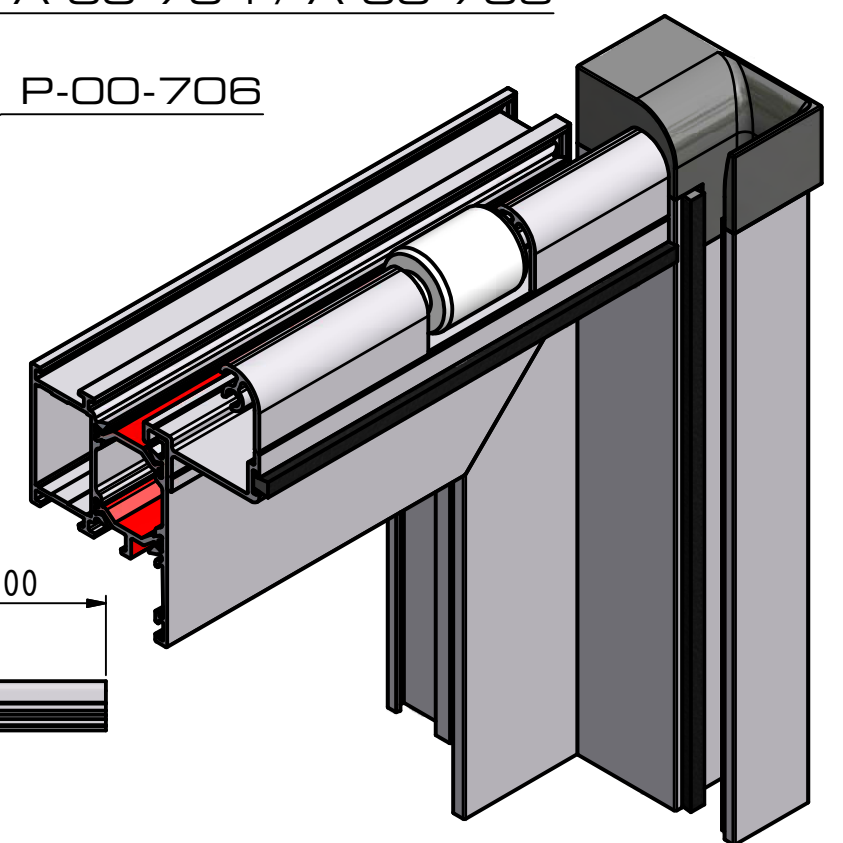
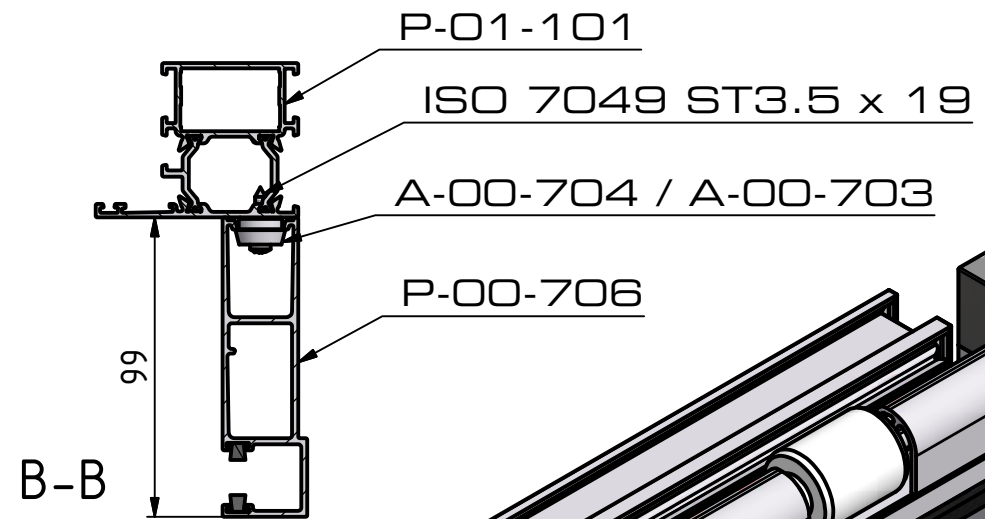
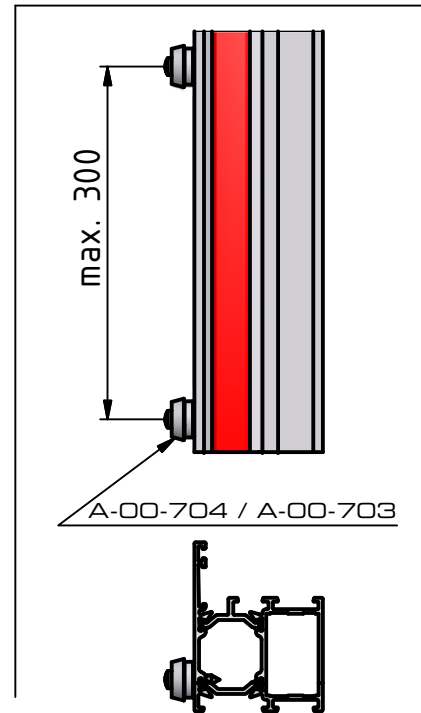
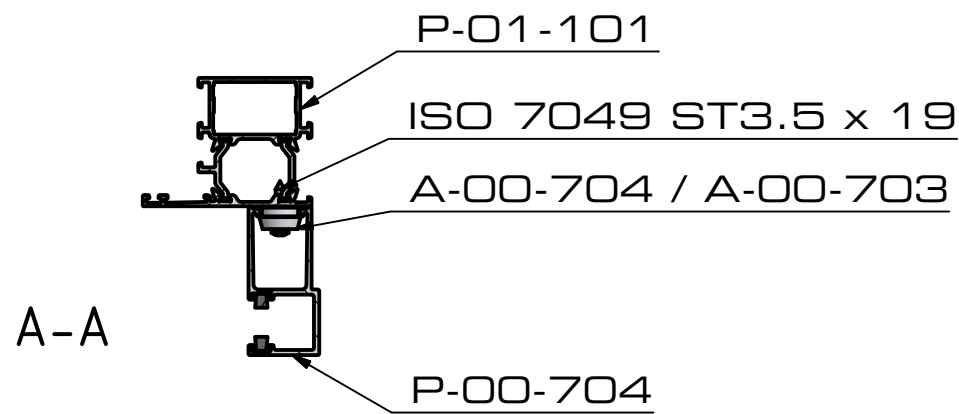
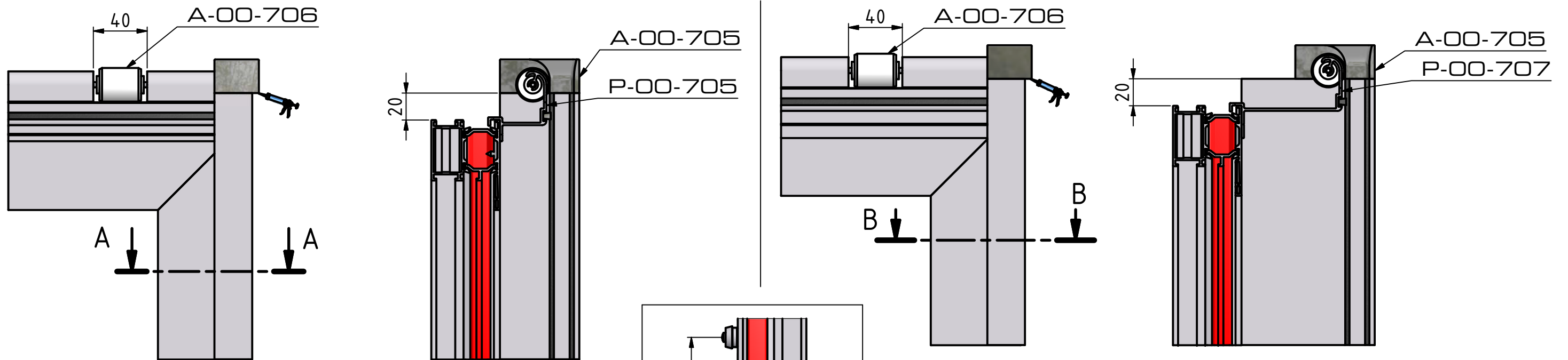
schroefverbinding.idw

P-01-100		-	-	-
		A-VH-1621 	A-00-850 	
P-01-101		-	-	-
		A-VH-3221 	A-00-850 	
P-01-102		-	-	-
		A-VH-4221 	A-00-850 	
P-01-109		A-VH-1664 	A-00-850 	
		A-VH-3221 	A-00-850 	
P-01-200		-	-	-
		A-VH-1630 	A-00-852 	
P-01-300		-	-	-
		A-VT-1621 	A-00-854 	
P-01-301		-	-	-
		A-VT-3221 L/R 	A-00-854 	

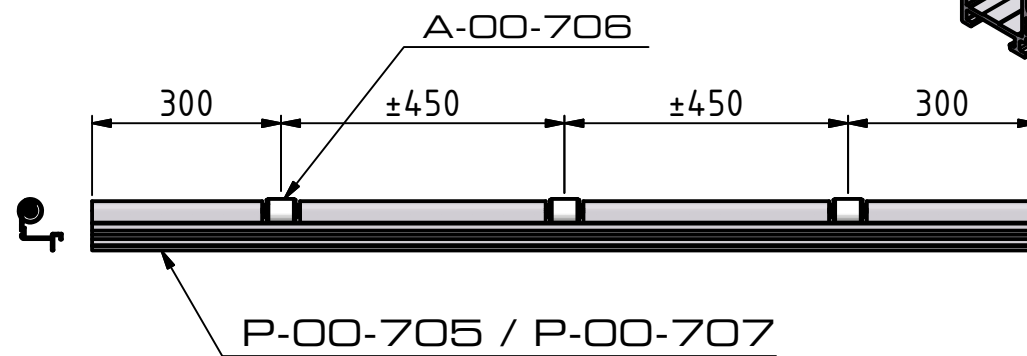
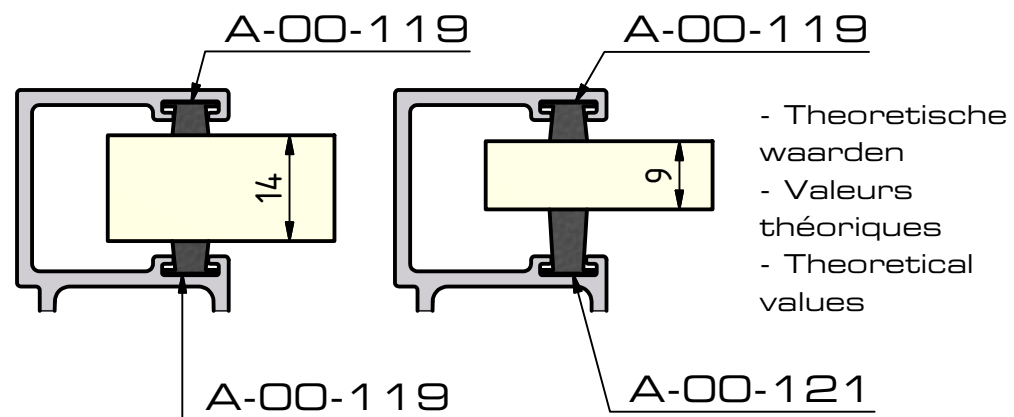


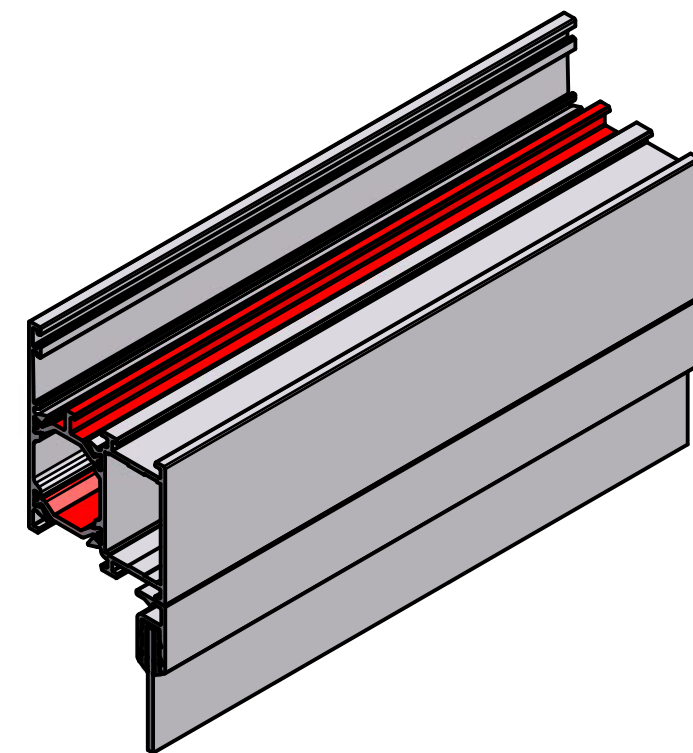
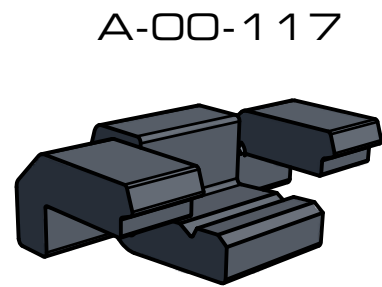
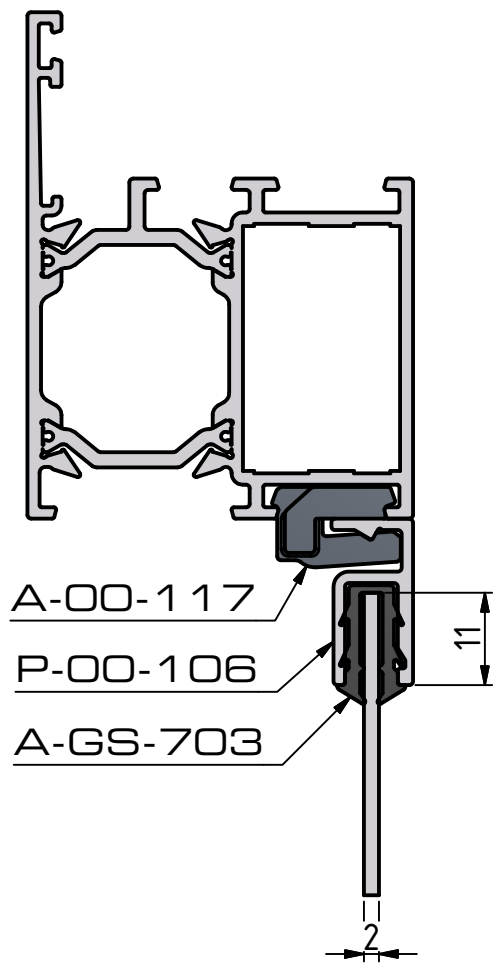
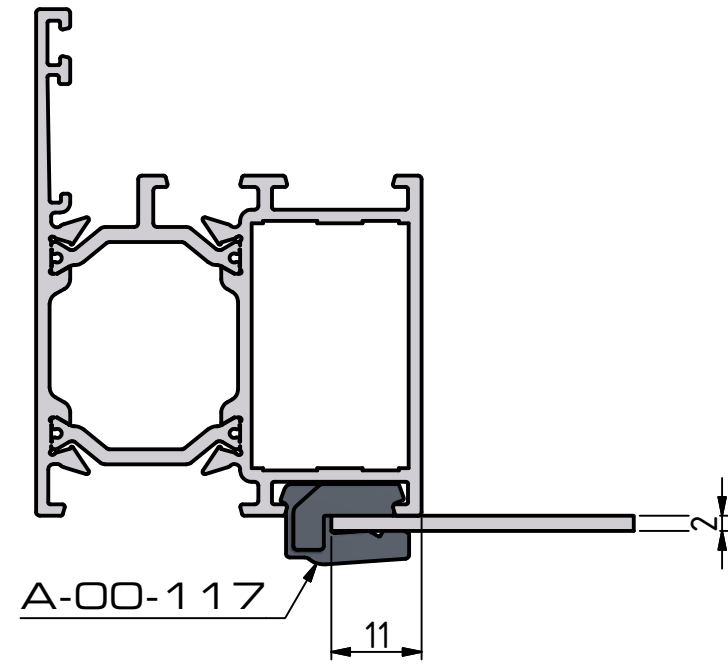



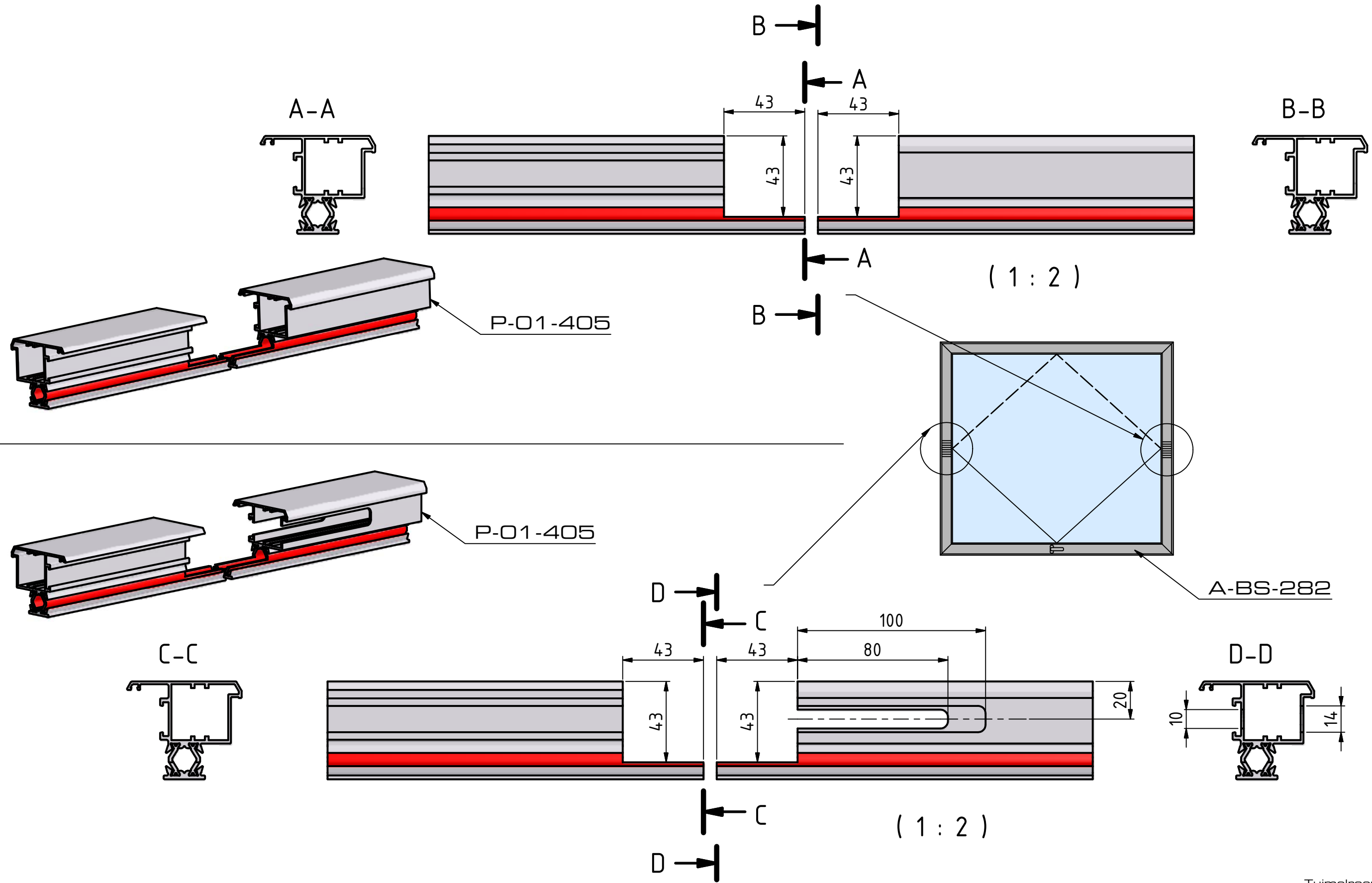
werkstolp.idw

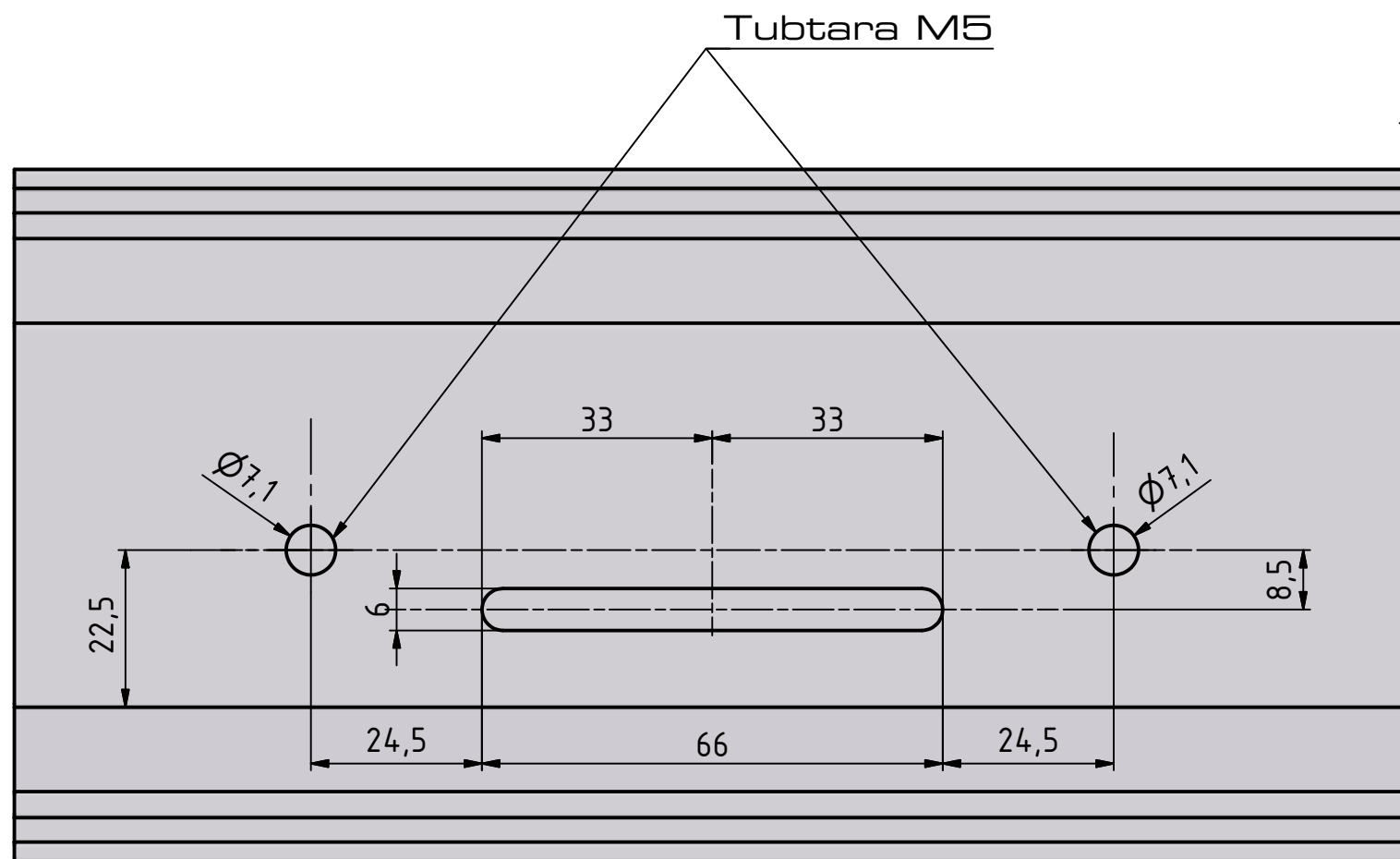
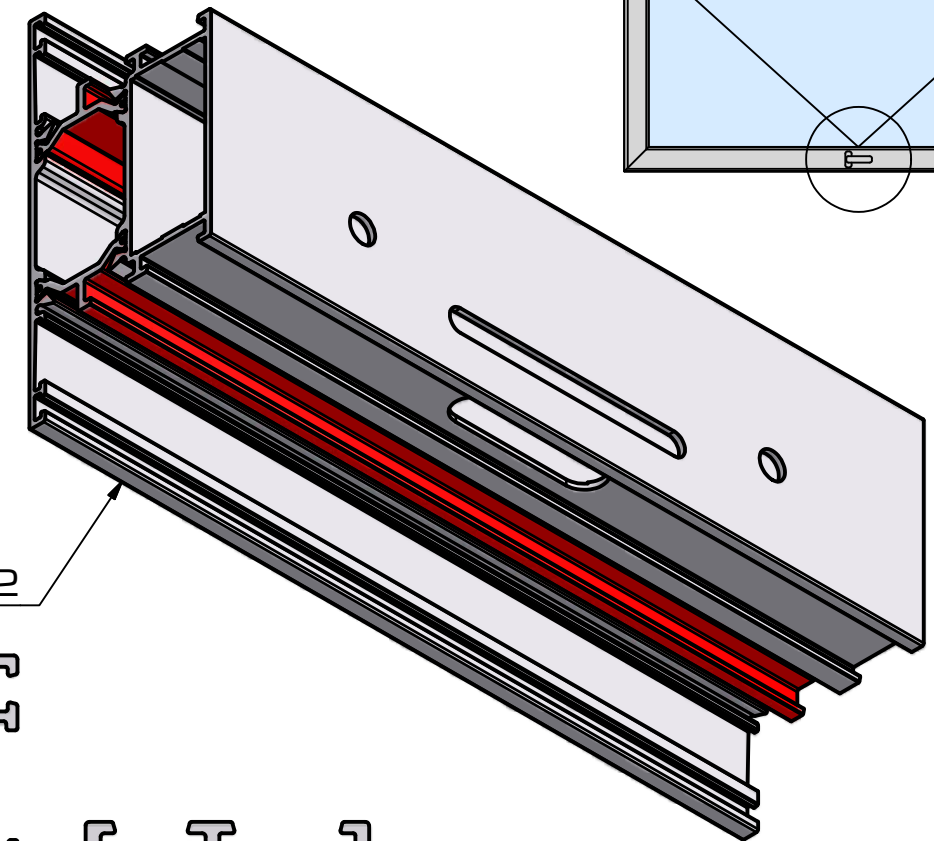
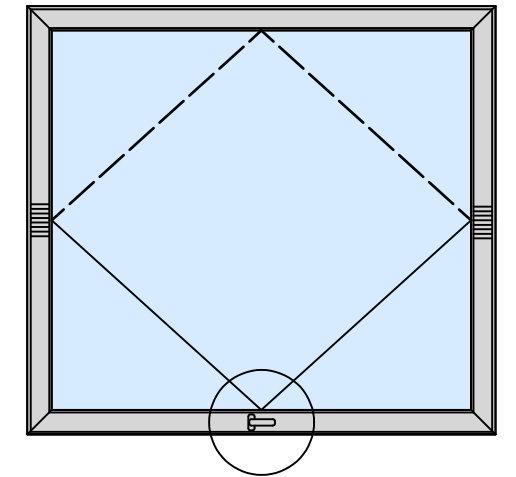
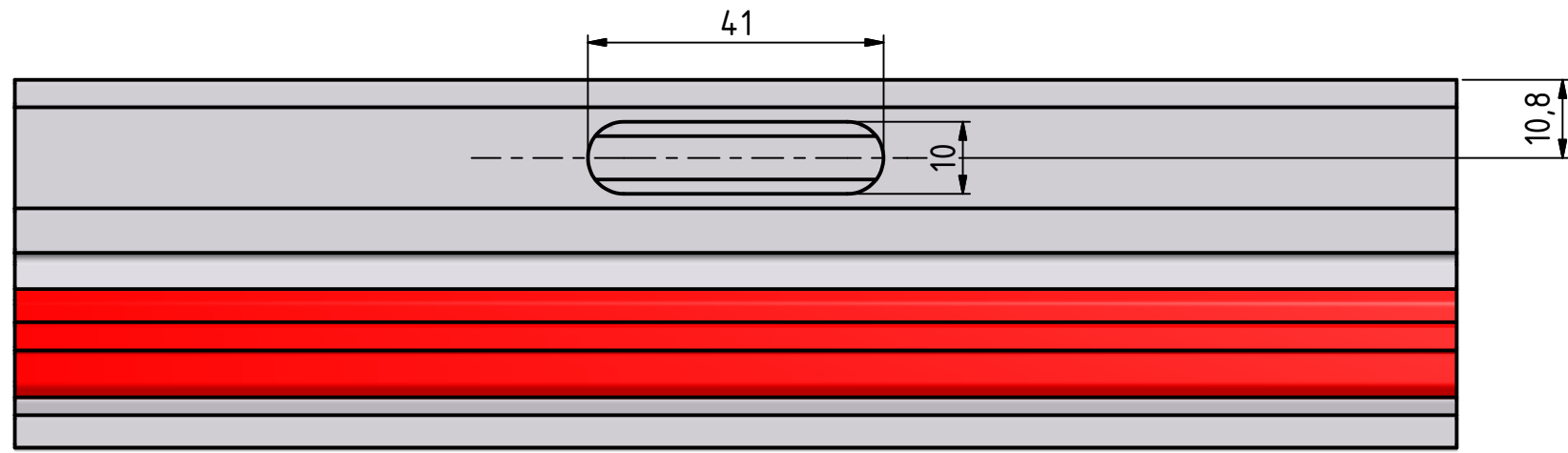


rolluikAP.idw

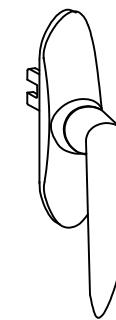
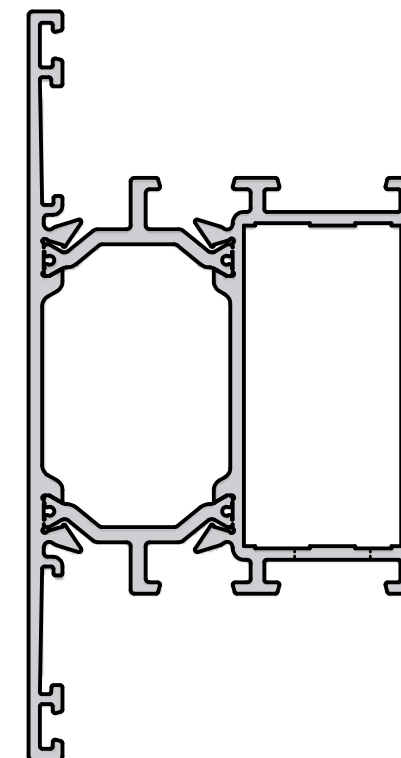






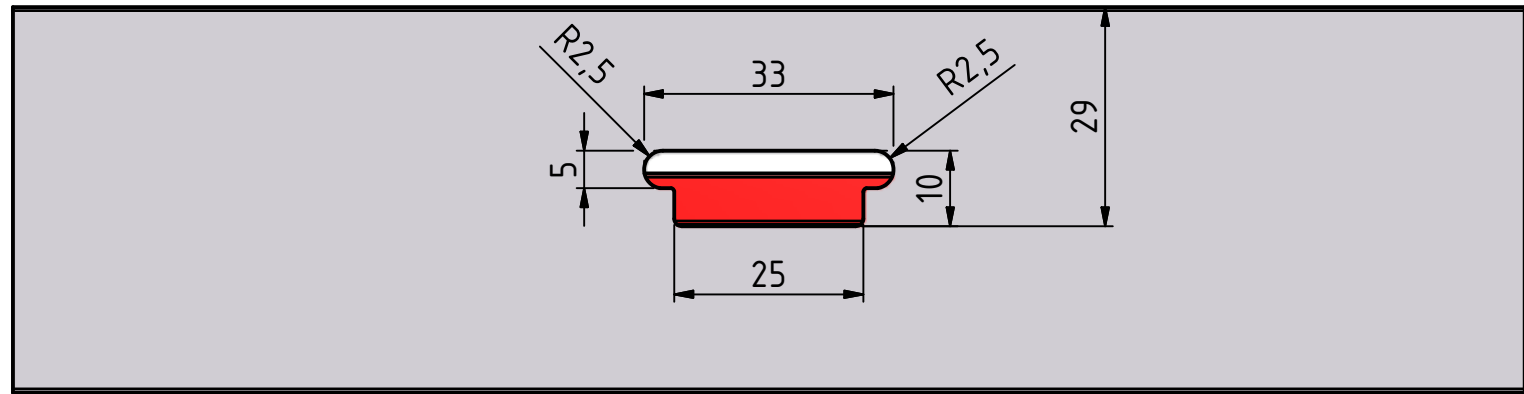
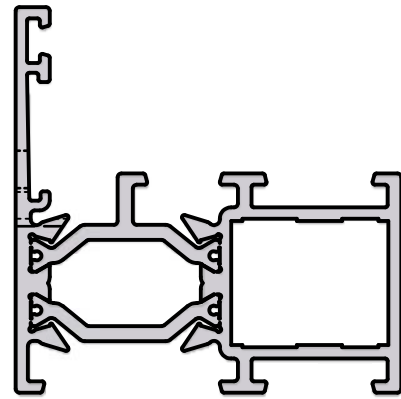



P-01-302

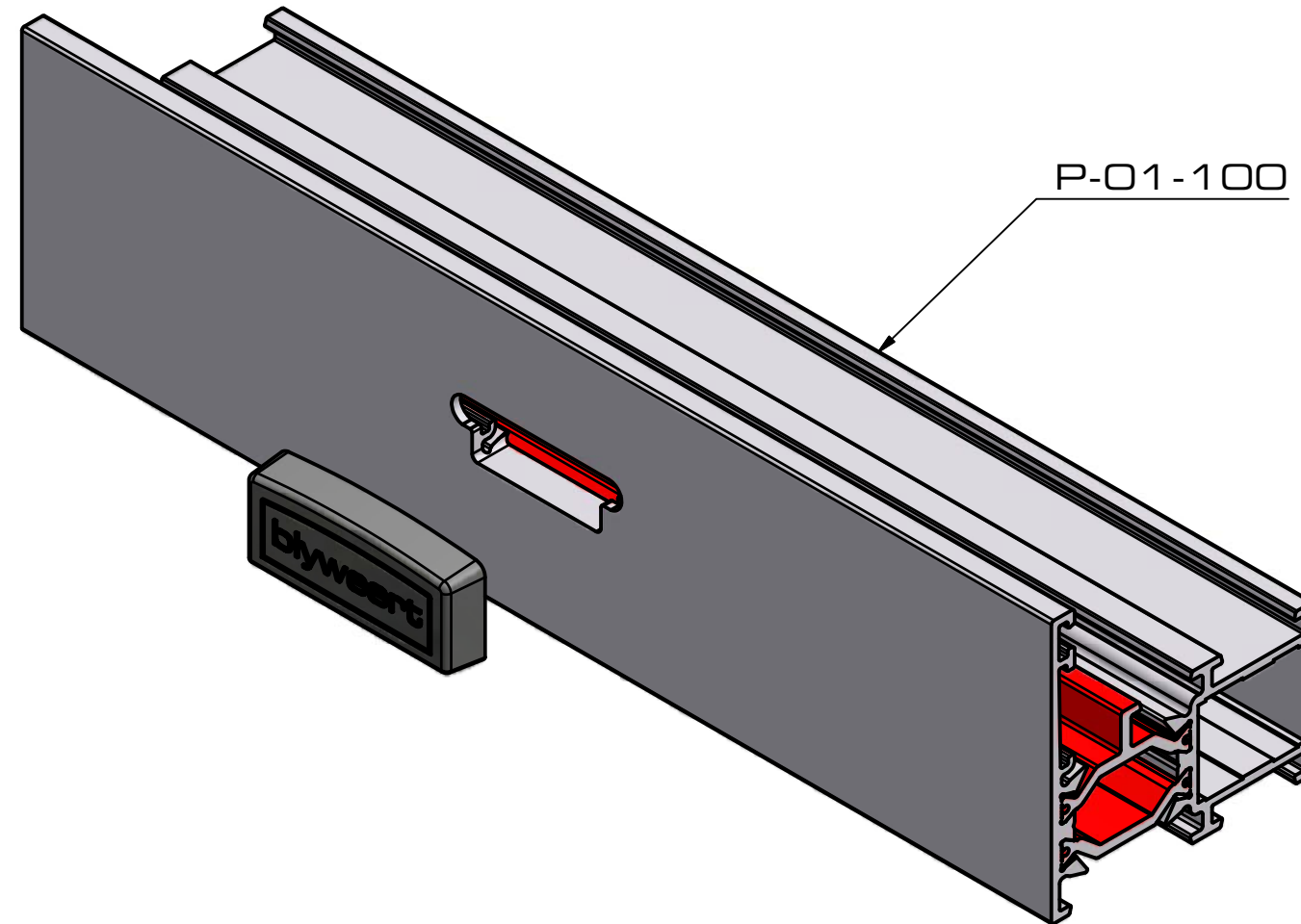
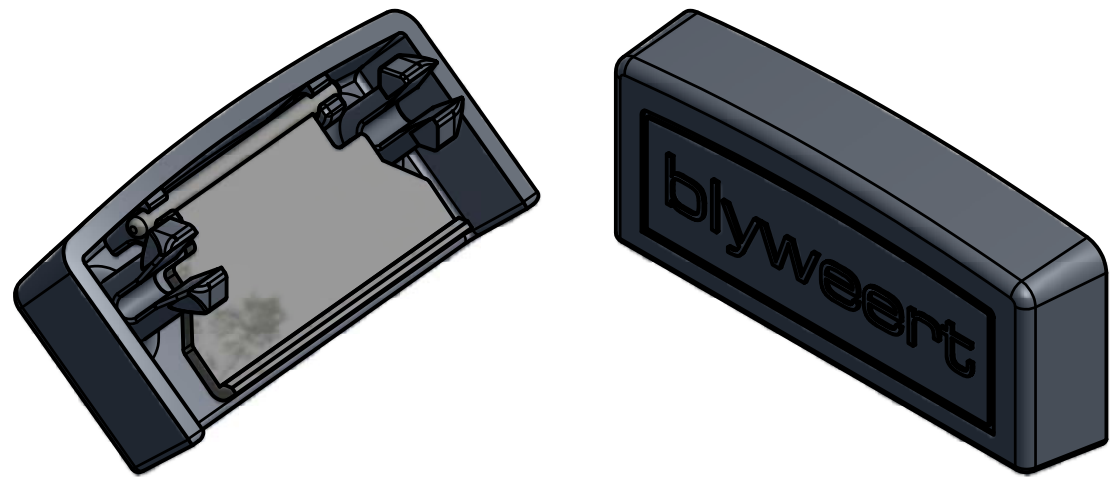


A-BS-280L  
A-BS-280R

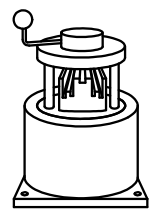
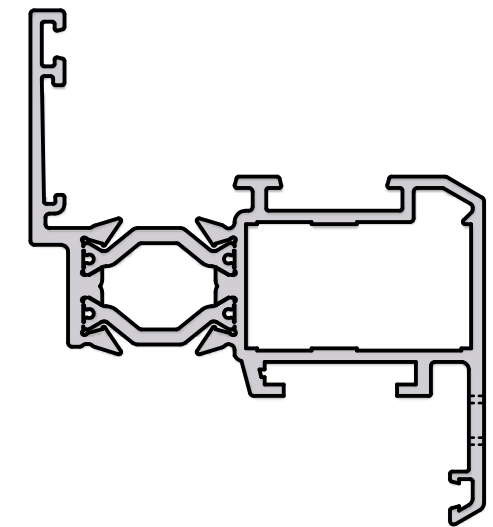
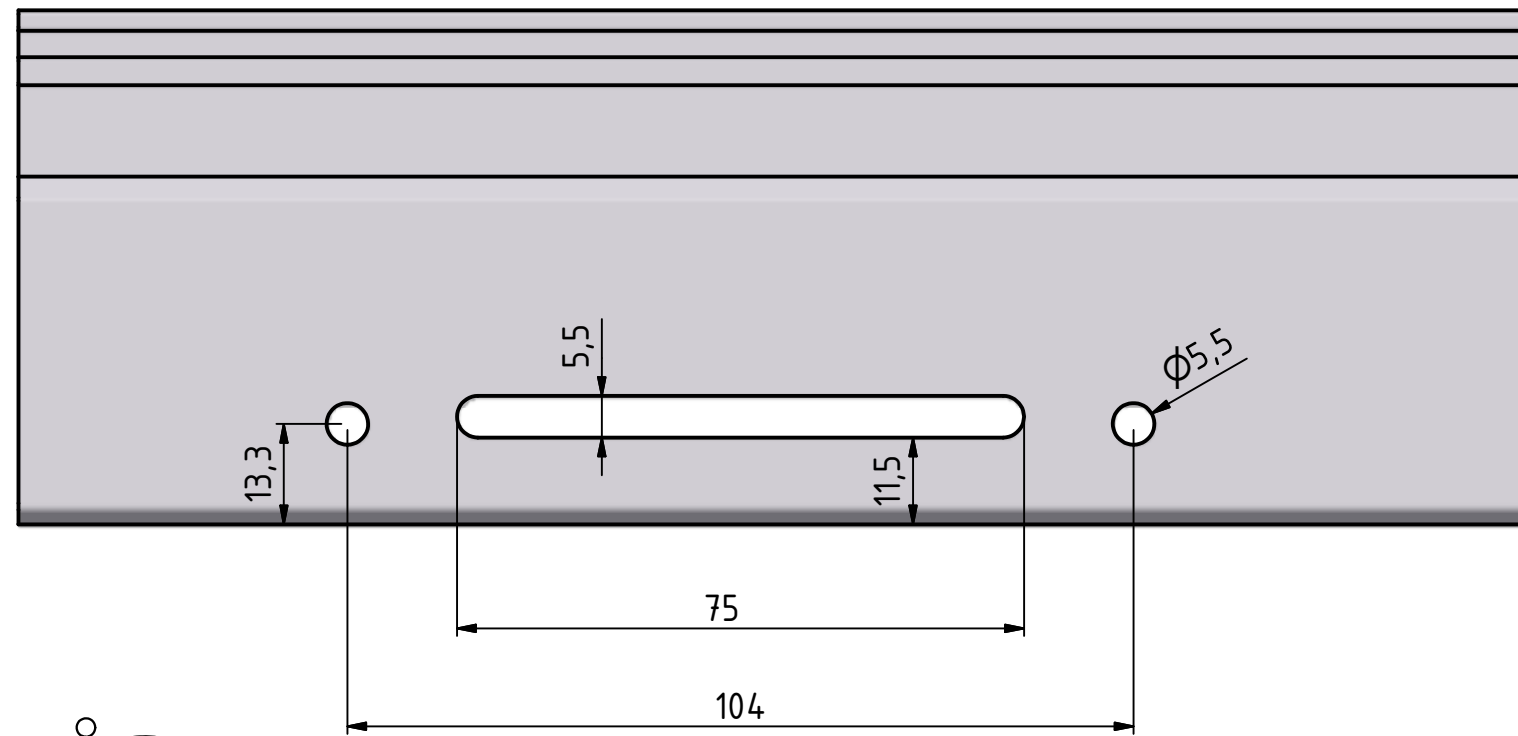
uitfrezing P-01-302.idw



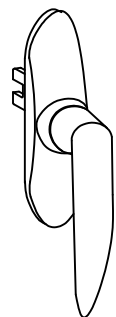
A-00-100



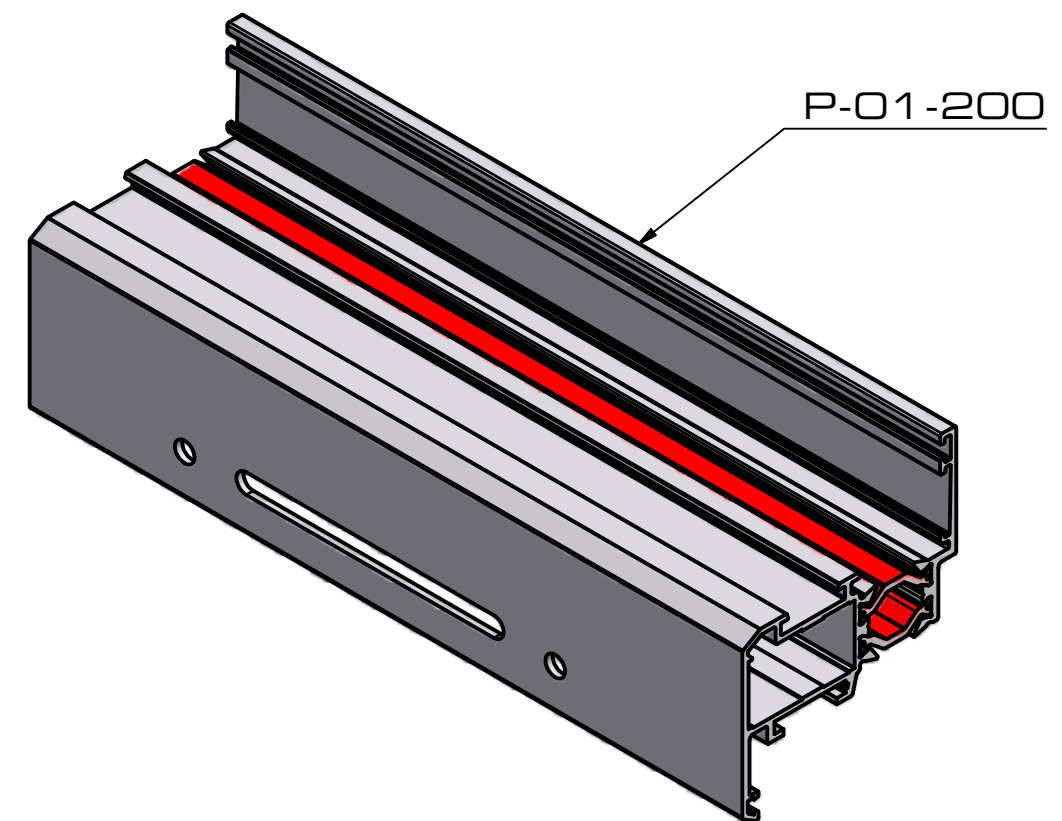


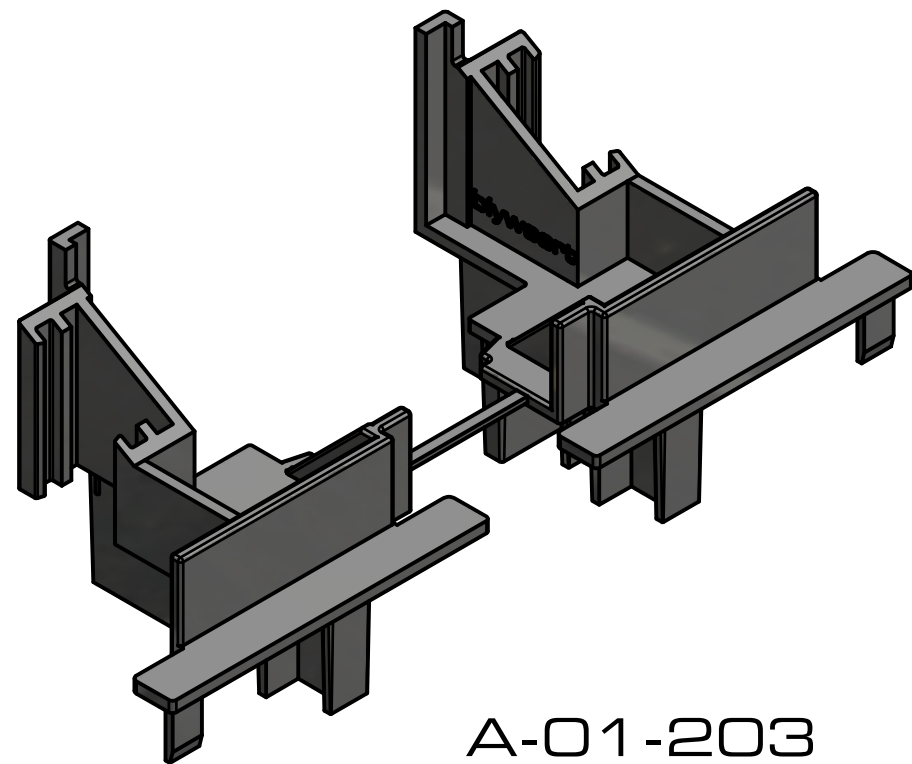
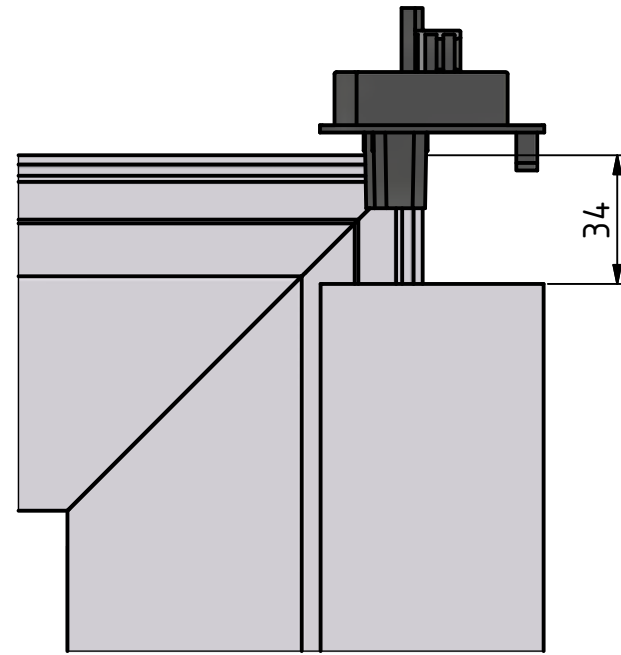
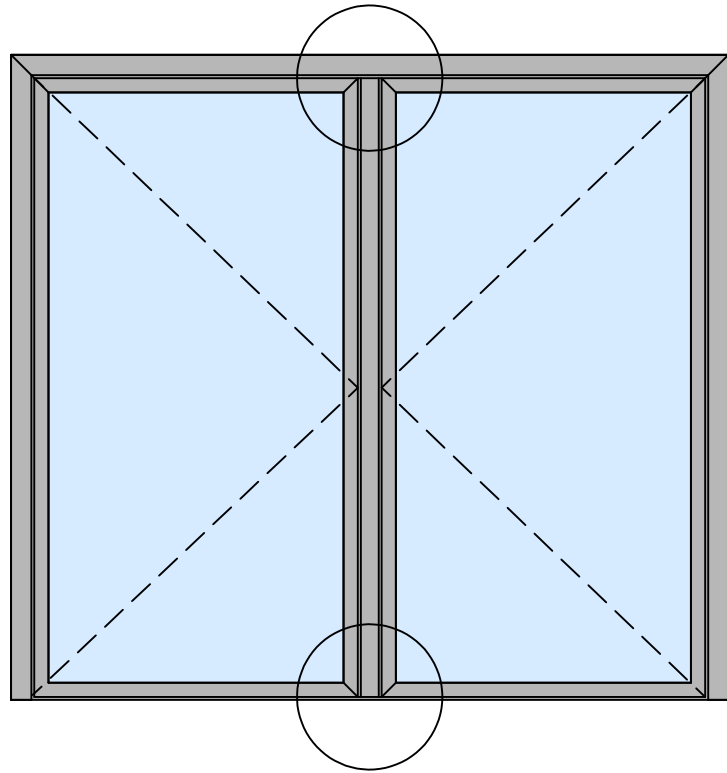


A-KM-5402

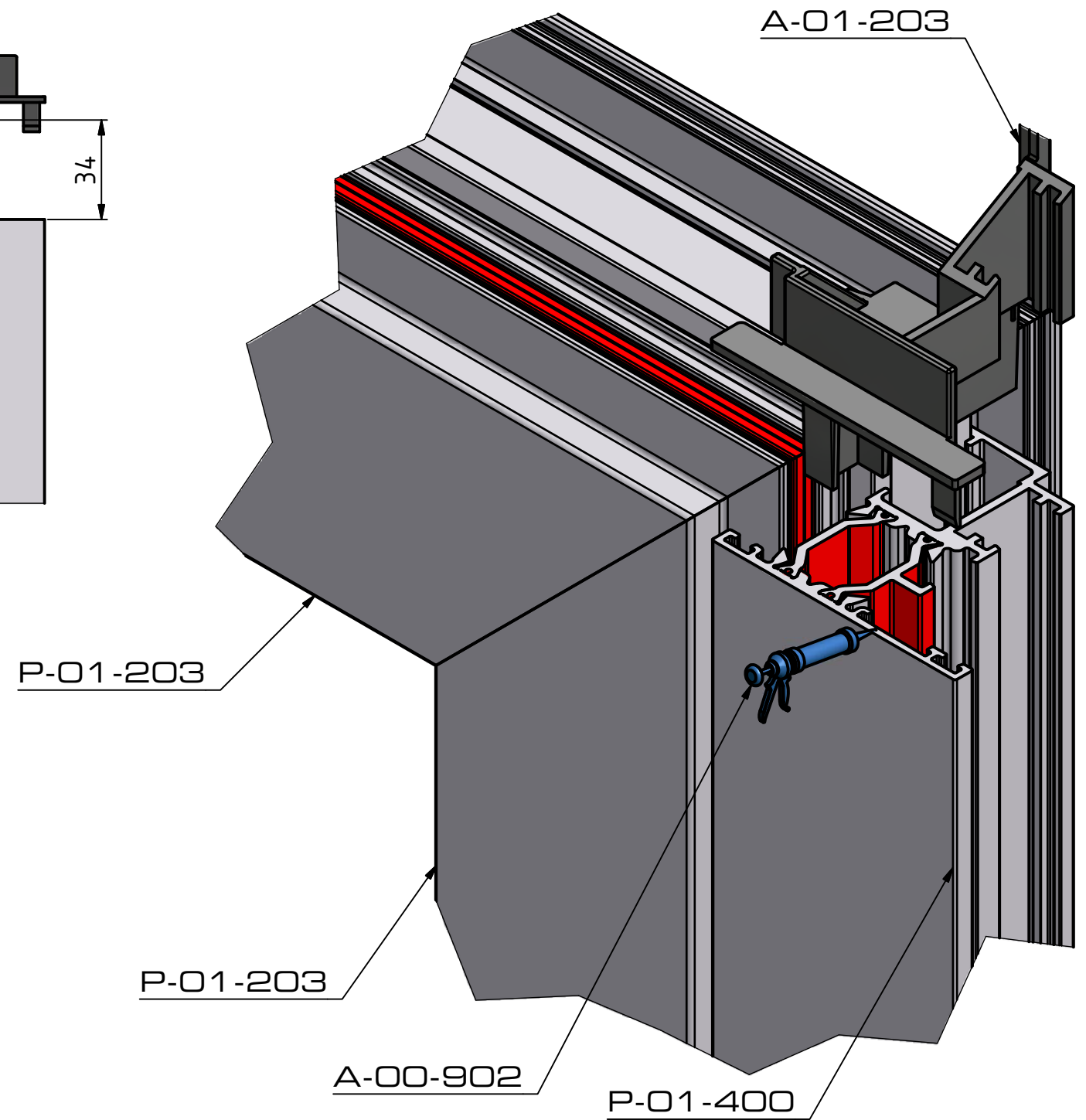


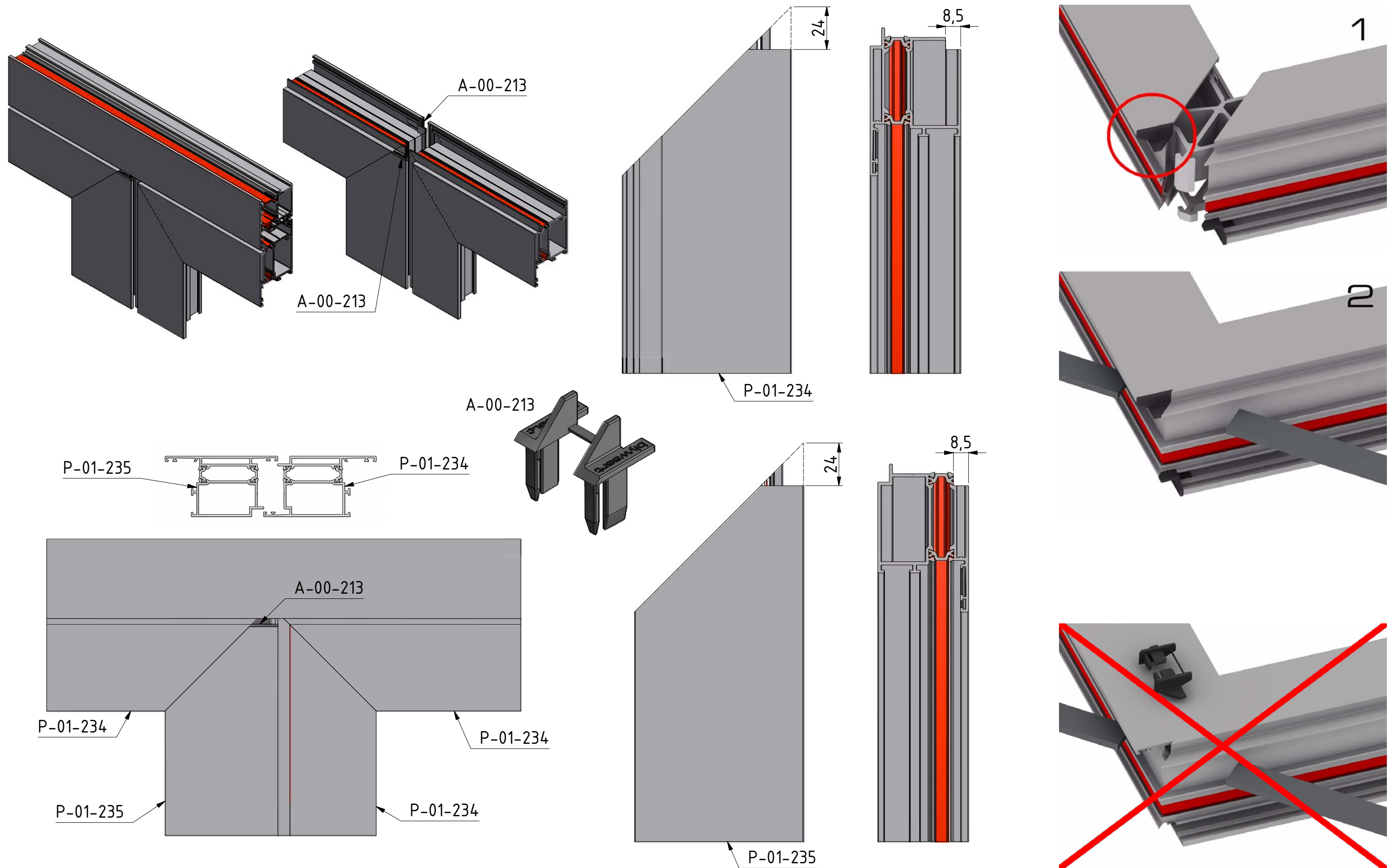
A-BS-023 A-BF-004  
 A-BS-024 A-BF-005  
 A-BS-084 A-BF-006

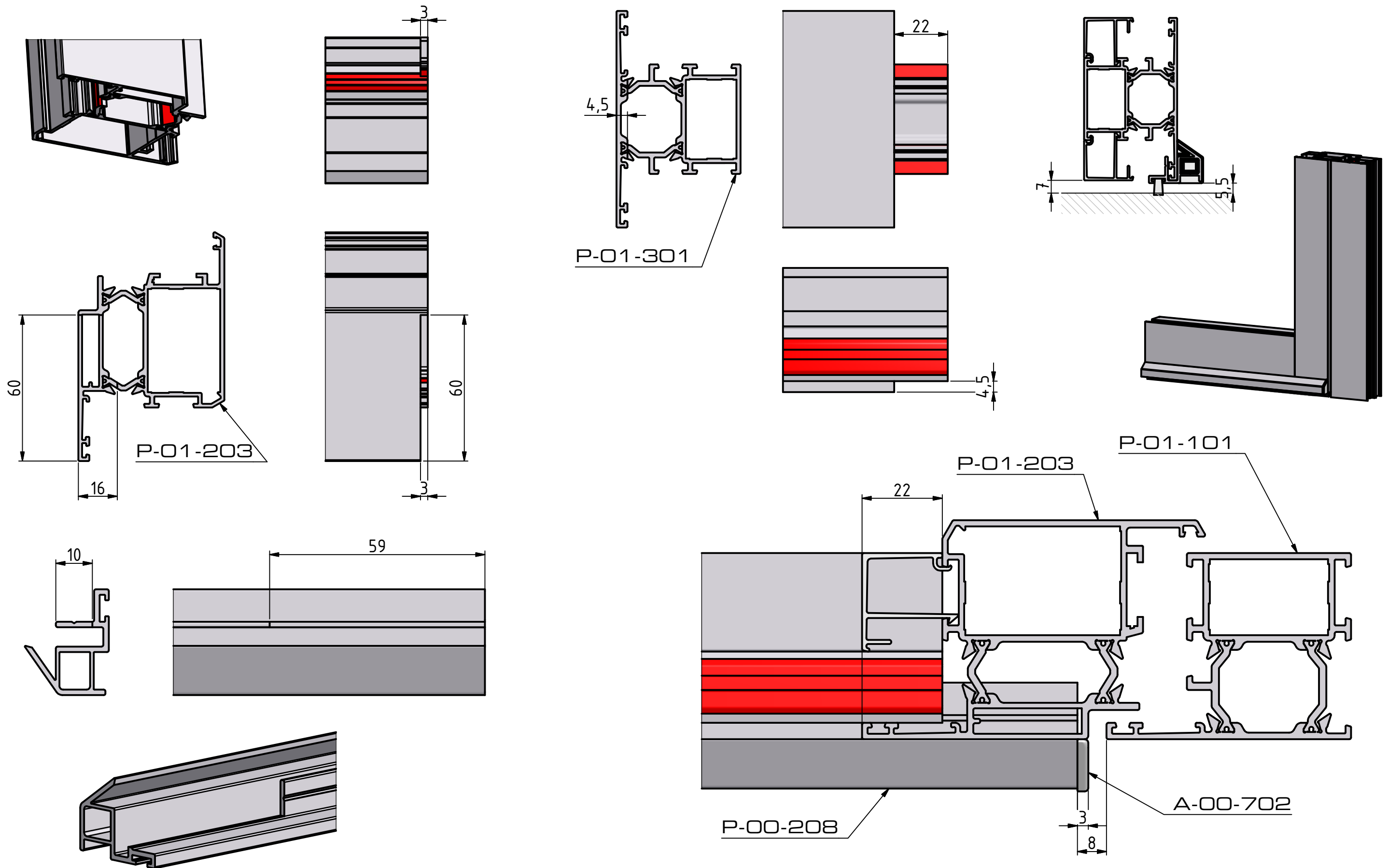


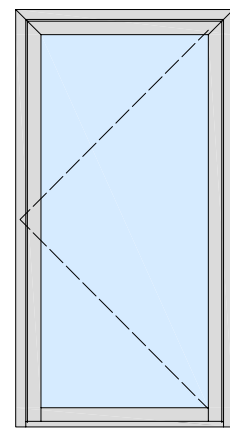


A-01-203

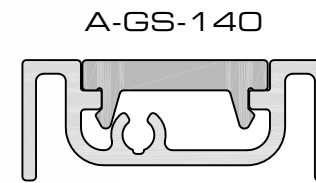




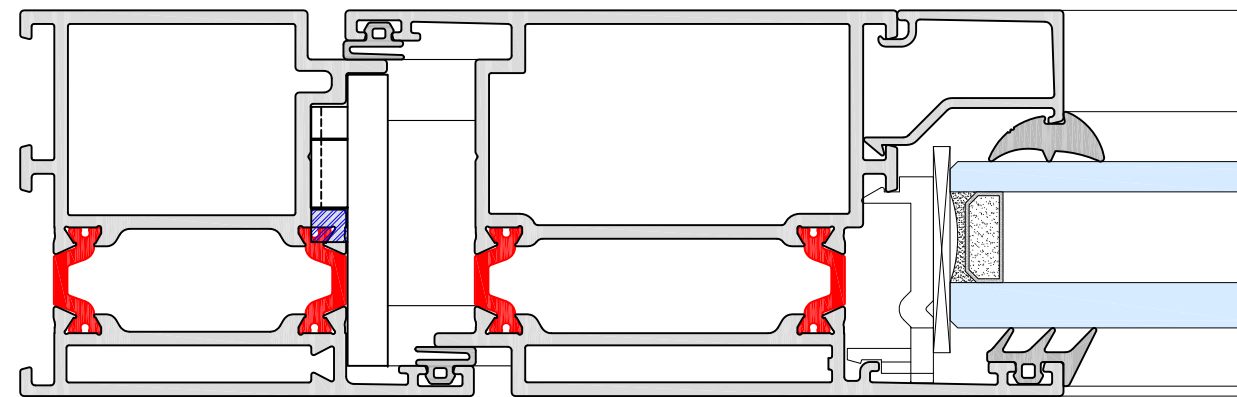
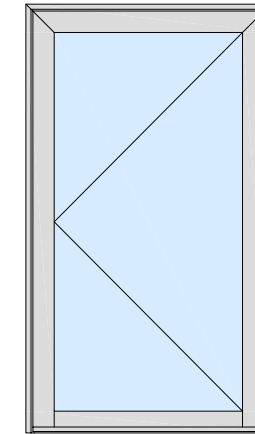




A-01-901

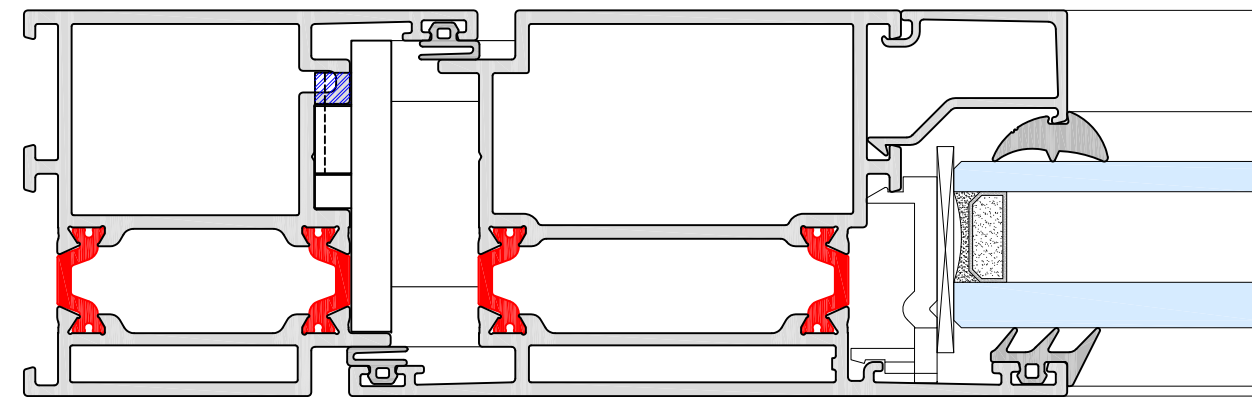


P-01-901



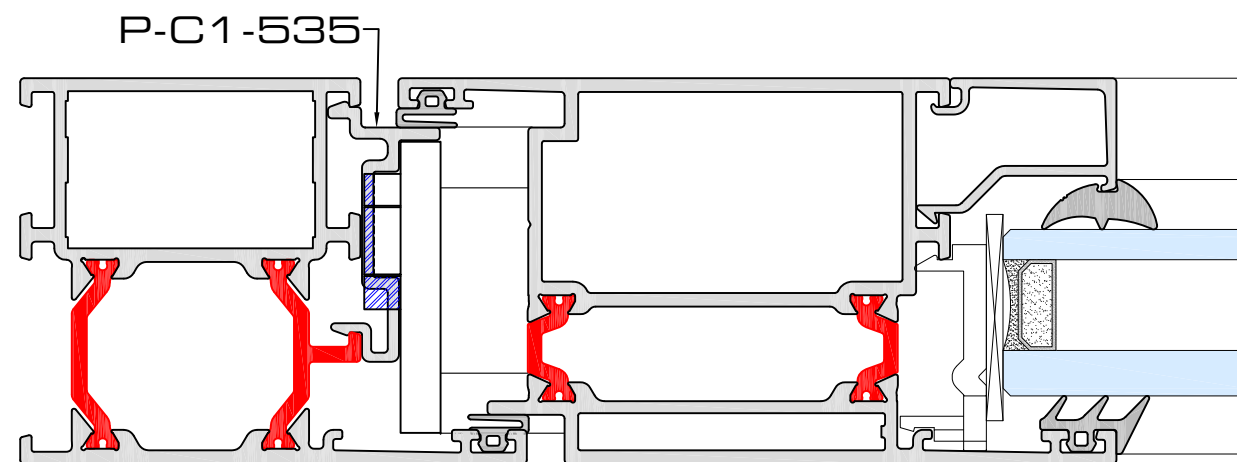
P-01-124

P-01-234



P-01-125

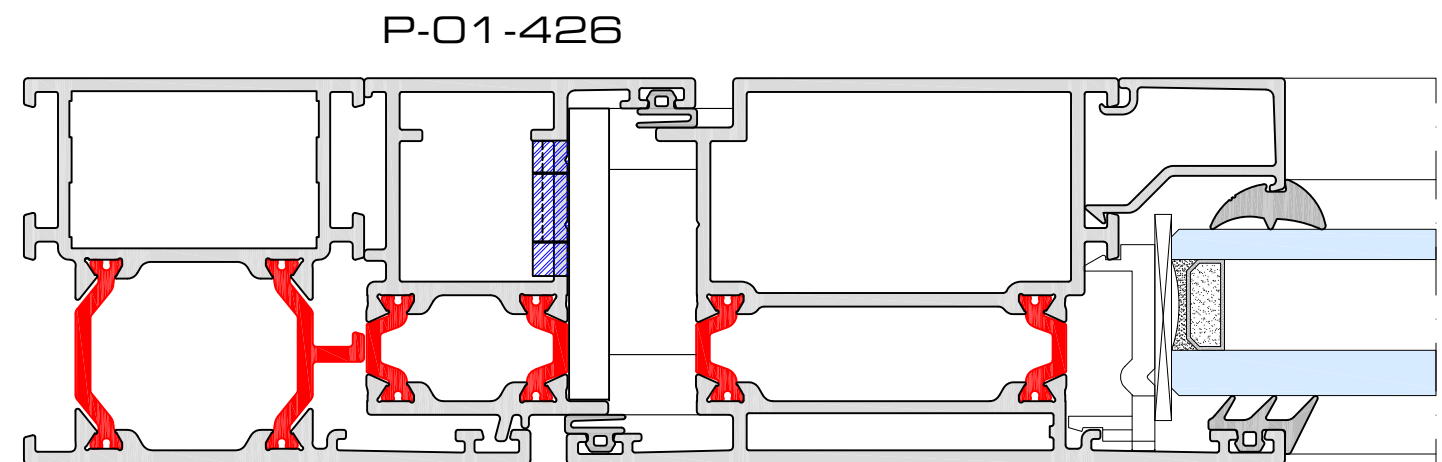
P-01-235



P-C1-535

P-01-101

P-01-234

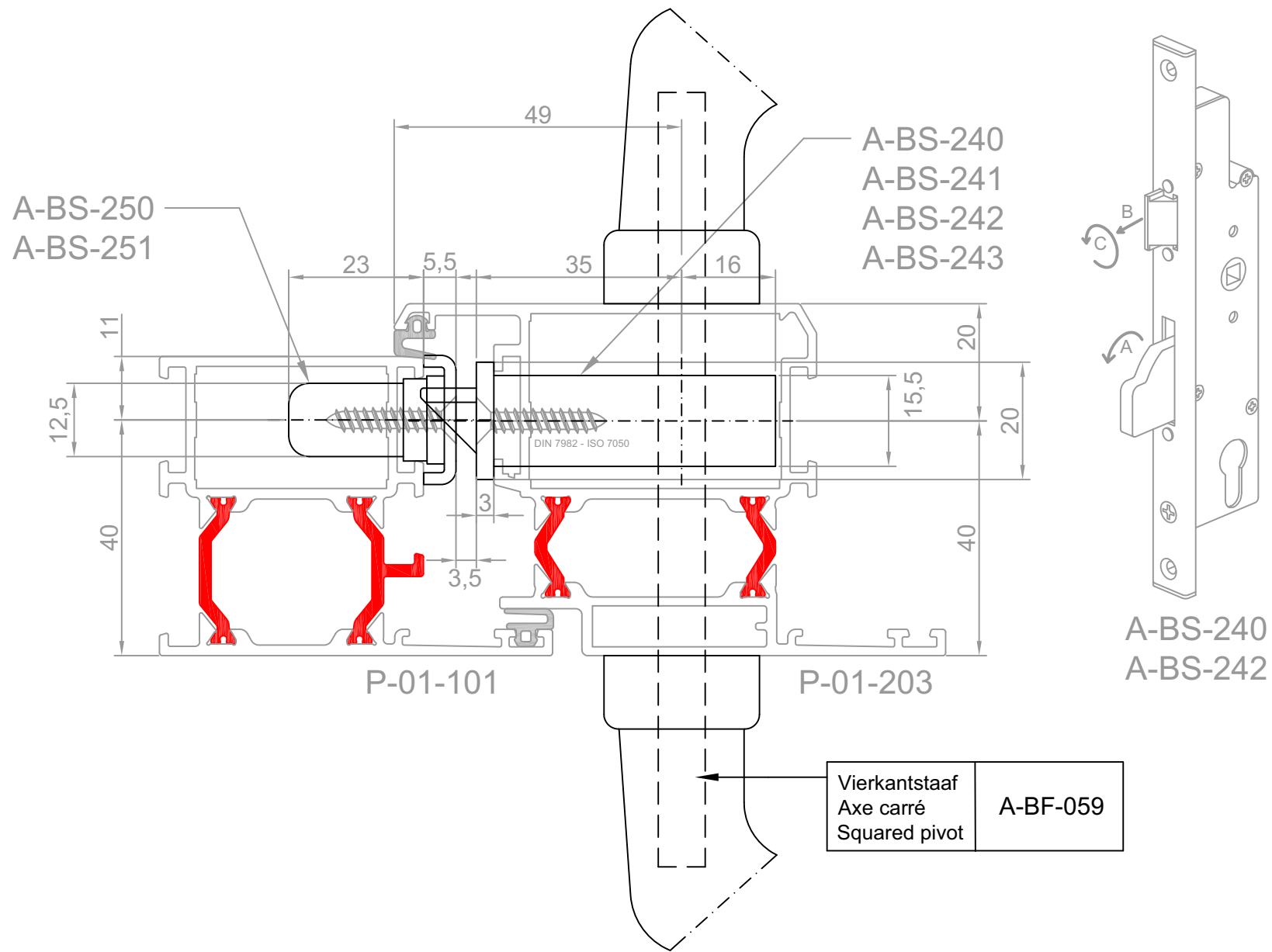


P-01-426

P-01-101

P-01-235

drempelindstuk

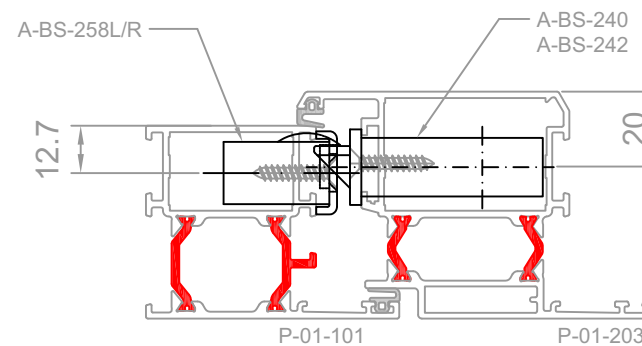
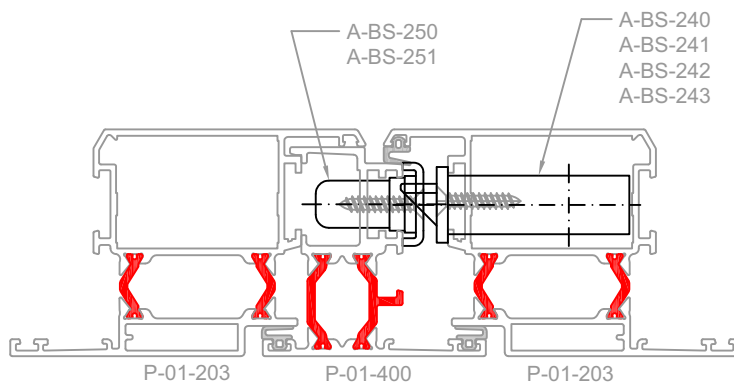


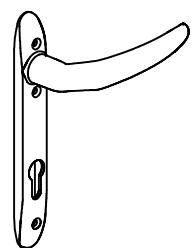
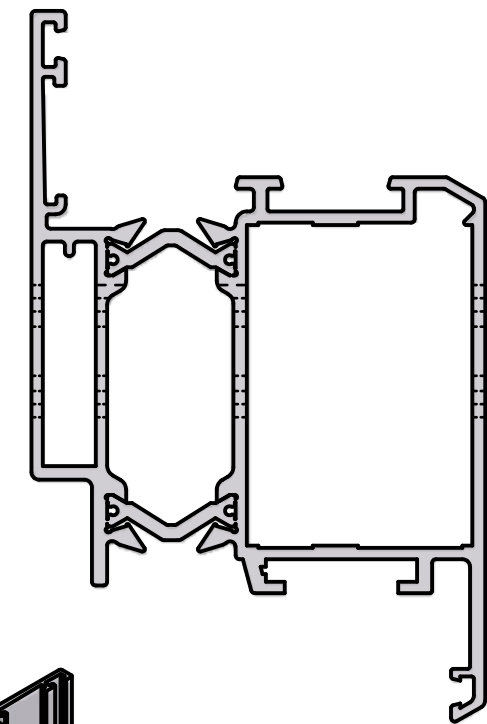
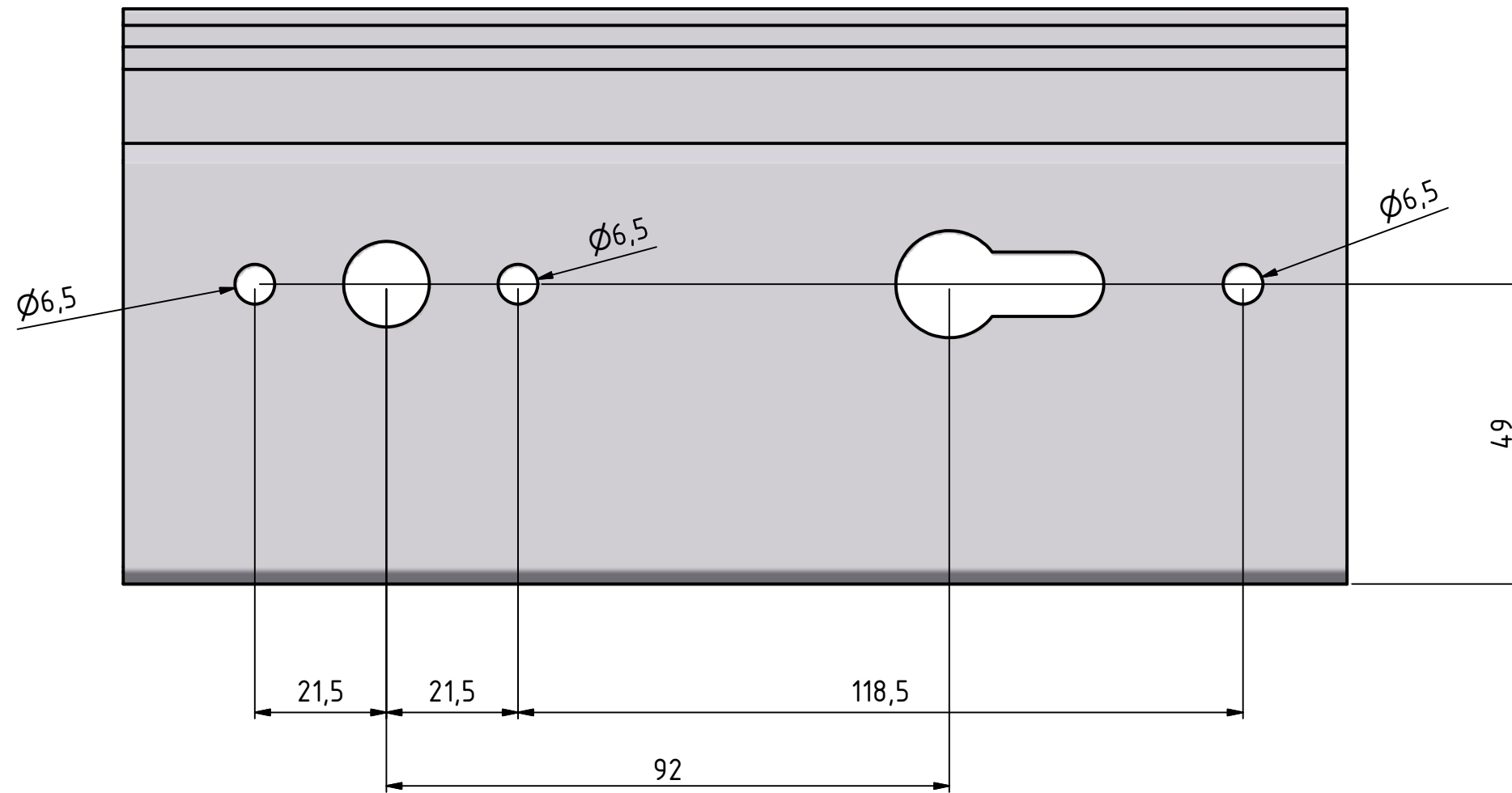
		Slottype Type serrure Locktype	Slotplaat (elektrisch) Gache (électrique) Lockplate (electric)
Penslot Serrure à pêne Lock with pen	1-punt 1-point 1-point	<b>A-BS-240</b>	A-BS-250 (A-BS-258L/R)
	5-punt 5-point 5-point	<b>A-BS-242</b>	A-BS-250 (A-BS-258L/R) A-BS-251 (2x)
Rolslot Serrure à rouleau Lock with roll	1-punt 1-point 1-point	<b>A-BS-241</b>	A-BS-250
	5-punt 5-point 5-point	<b>A-BS-243</b>	A-BS-250 A-BS-251 (2x)

		Cilinder Cylindre Cylinder	Veiligheidscil. Cyl. sécurité Safety cyl.	Cilinder 1/2 Cylindre 1/2 Cylinder 1/2
Afwerking - Finition - Finish	Zonder Sans Without	A-00-CE3040	A-00-CV3040	A-00-CE30
	Langschild Plaque longue Long plate	A-BS-252 + A-BS-253 A-BS-254 + A-BS-255	A-00-CV3555	A-00-CE35
	Cilinderplaatje Plaque de cylindre Cylinder plate	2 x A-BF-058	A-00-CV3050	A-00-CE30

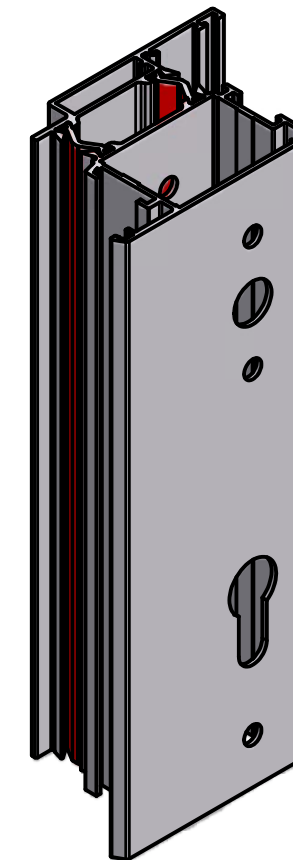
Schroeven - Vis - Screws			
Langschild Plaque longue Long plate	A-BS-252 + A-BS-253	A-00-M5080	DIN 965 ISO 7046 M 5 x 80
Langschild Plaque longue Long plate	SKG A-BS-254 + A-BS-255	A-00-M6080	DIN 965 ISO 7046 M 6 x 80
Dubbele kruk + anti krukdiefstal Béquille double + anti béquille vole Dobble handle + anti handle theft	A-BF-057 + A-BF-069 (2x)	A-00-M5075	DIN 965 ISO 7046 M 5 x 75

APdeur\_binnen.dwg

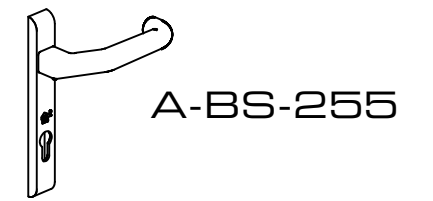
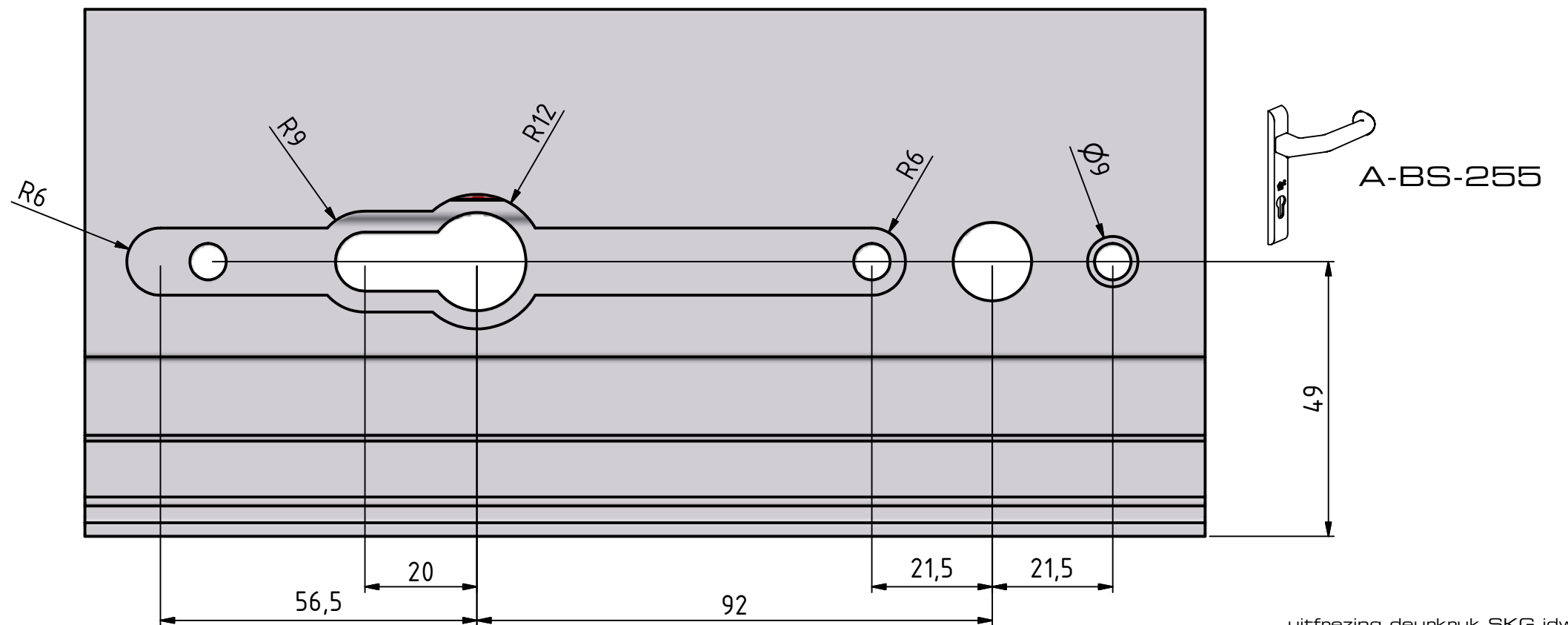
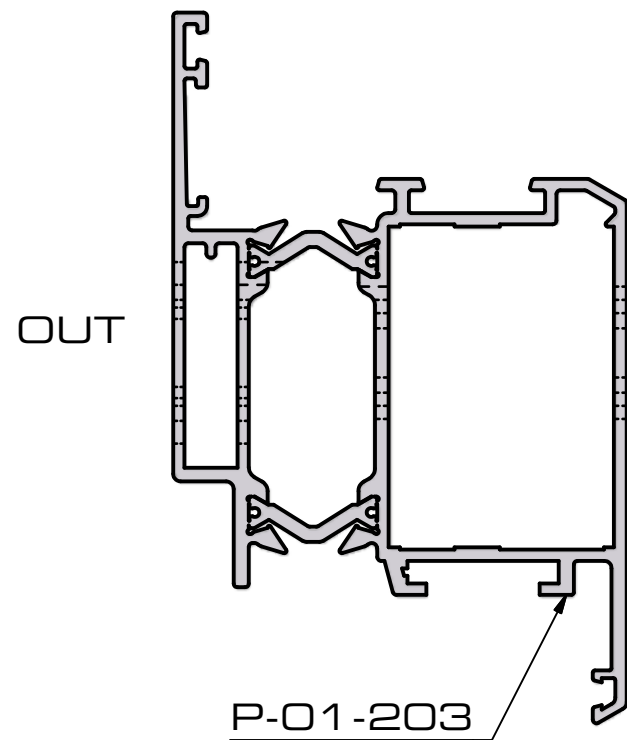
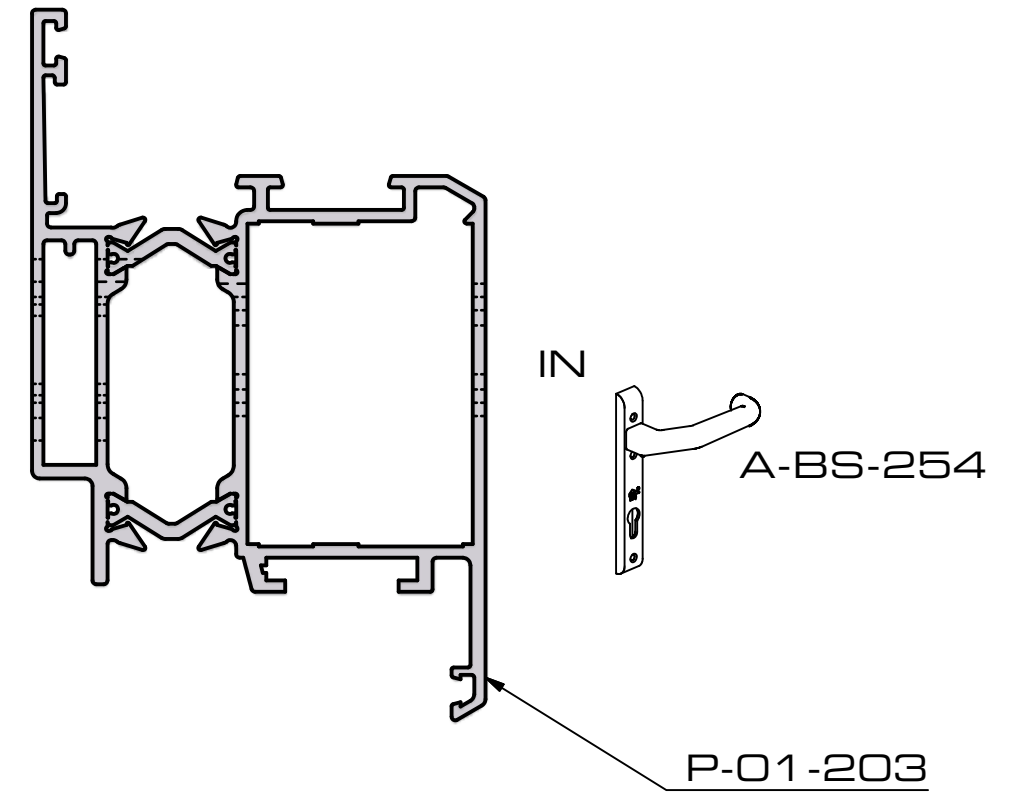
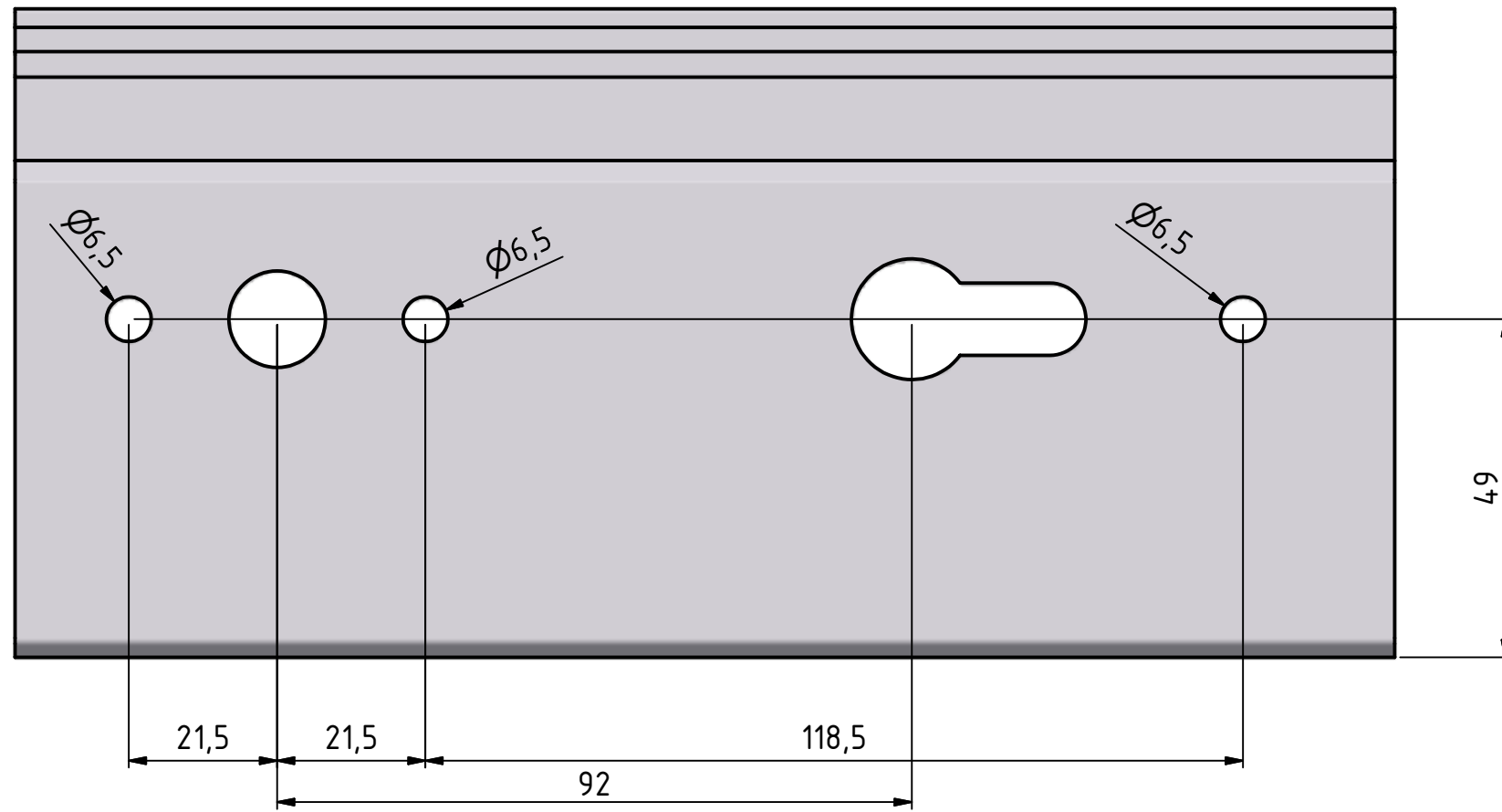




A-BS-252  
A-BS-253

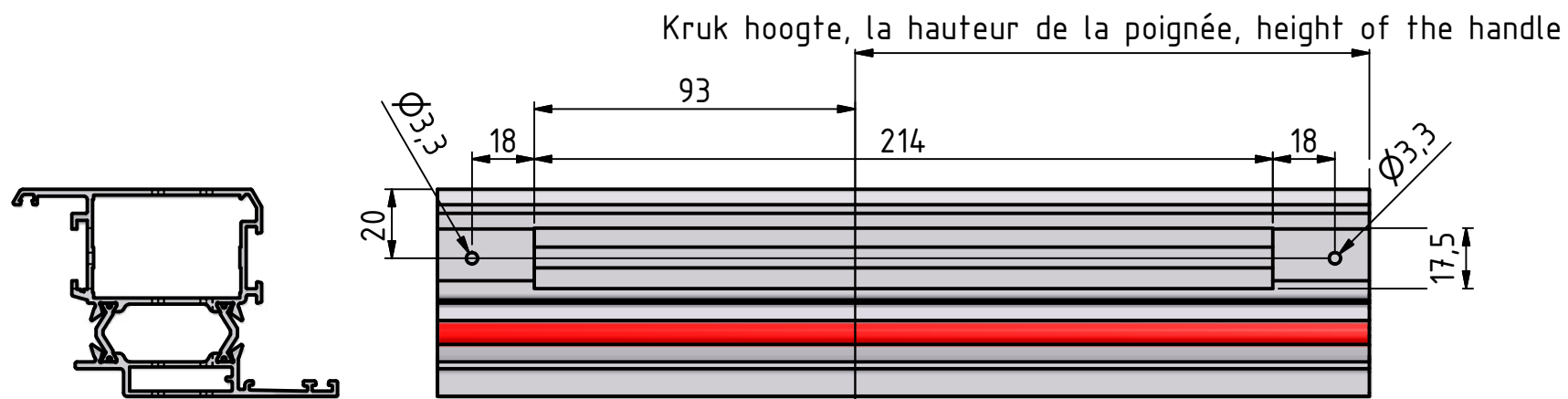


P-01-203



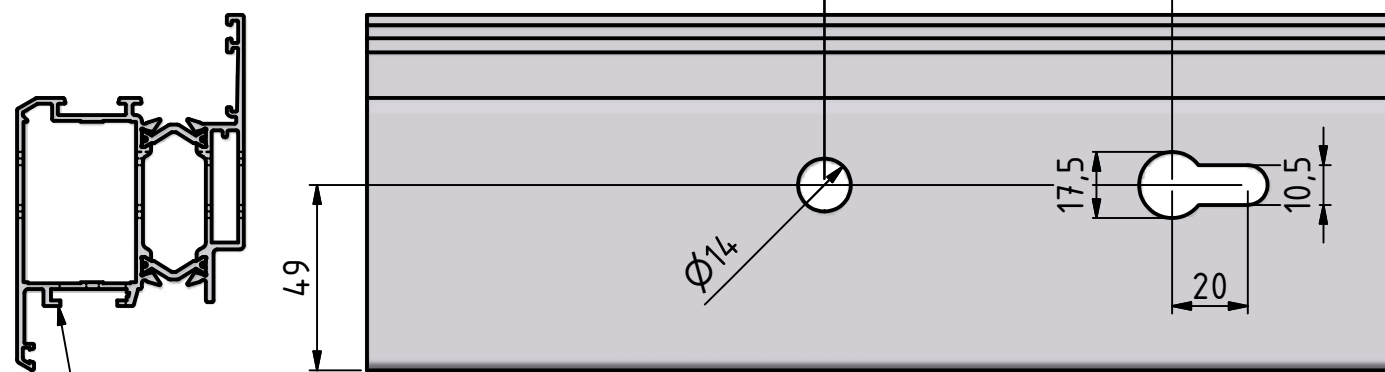
uitfrezing\_deurkruk\_SKG.idw



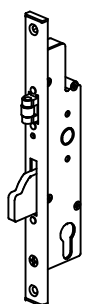


Uitfrezing  
Milling  
Fraisage

← A-BS-240



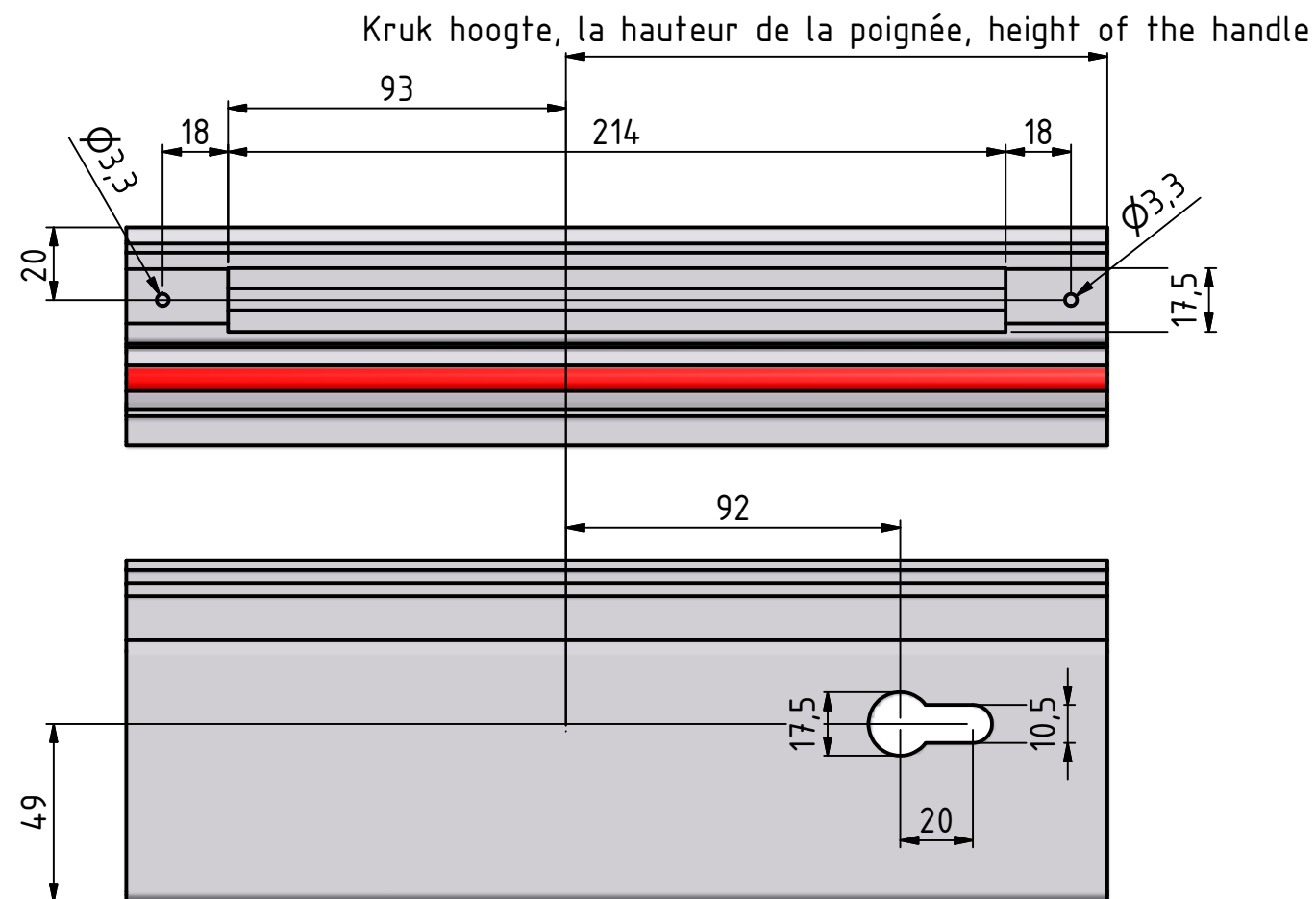
P-01-203



Uitfrezing  
Milling  
Fraisage

→ A-BS-241

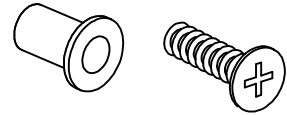
P-01-203



uitfrezingenkel.idw



Ø7: M5x12,5  
DIN 965 M5x25



Ø3,3: DIN 7982 4,2x16

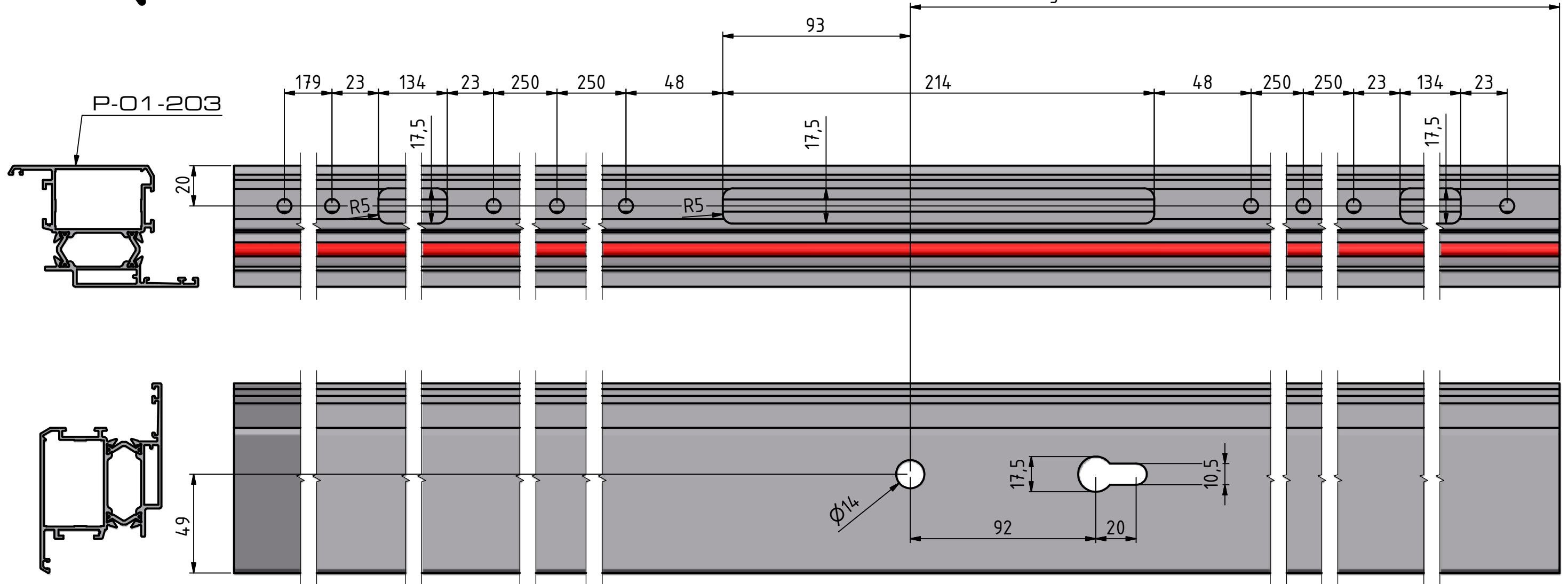


Uitfrezing  
Milling  
Fraisage

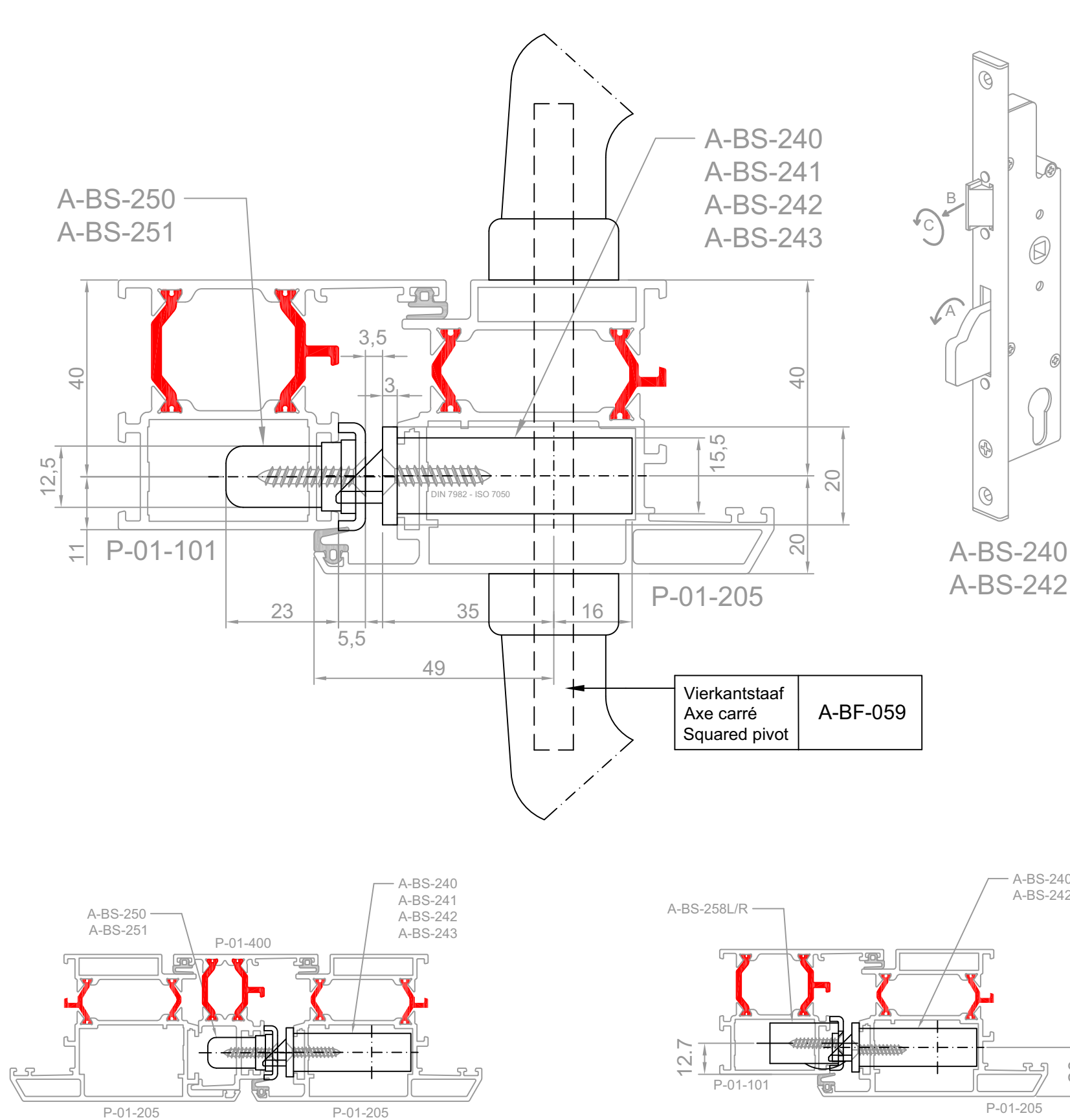
A-BS-242  
A-BS-243



Kruk hoogte vanaf vloerpas, min 1077 mm  
la hauteur de la poignée a partir du sol, min 1077 mm  
height of the handle from the floor min 1077 mm



uitfrezingslot.idw

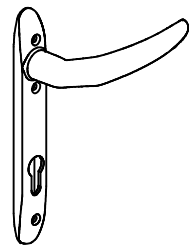
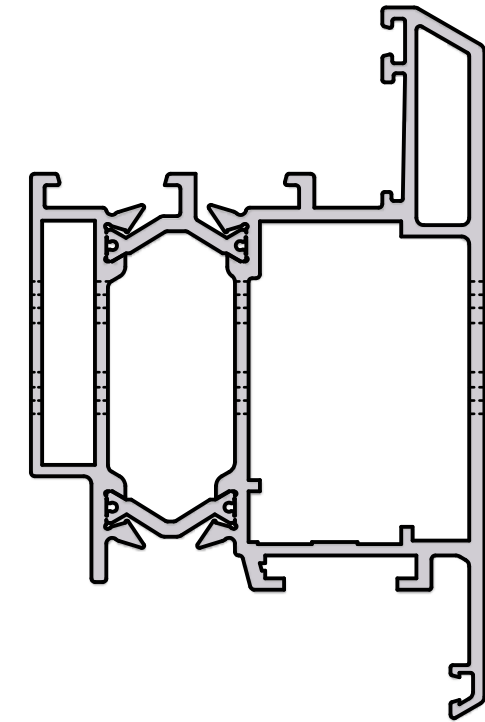
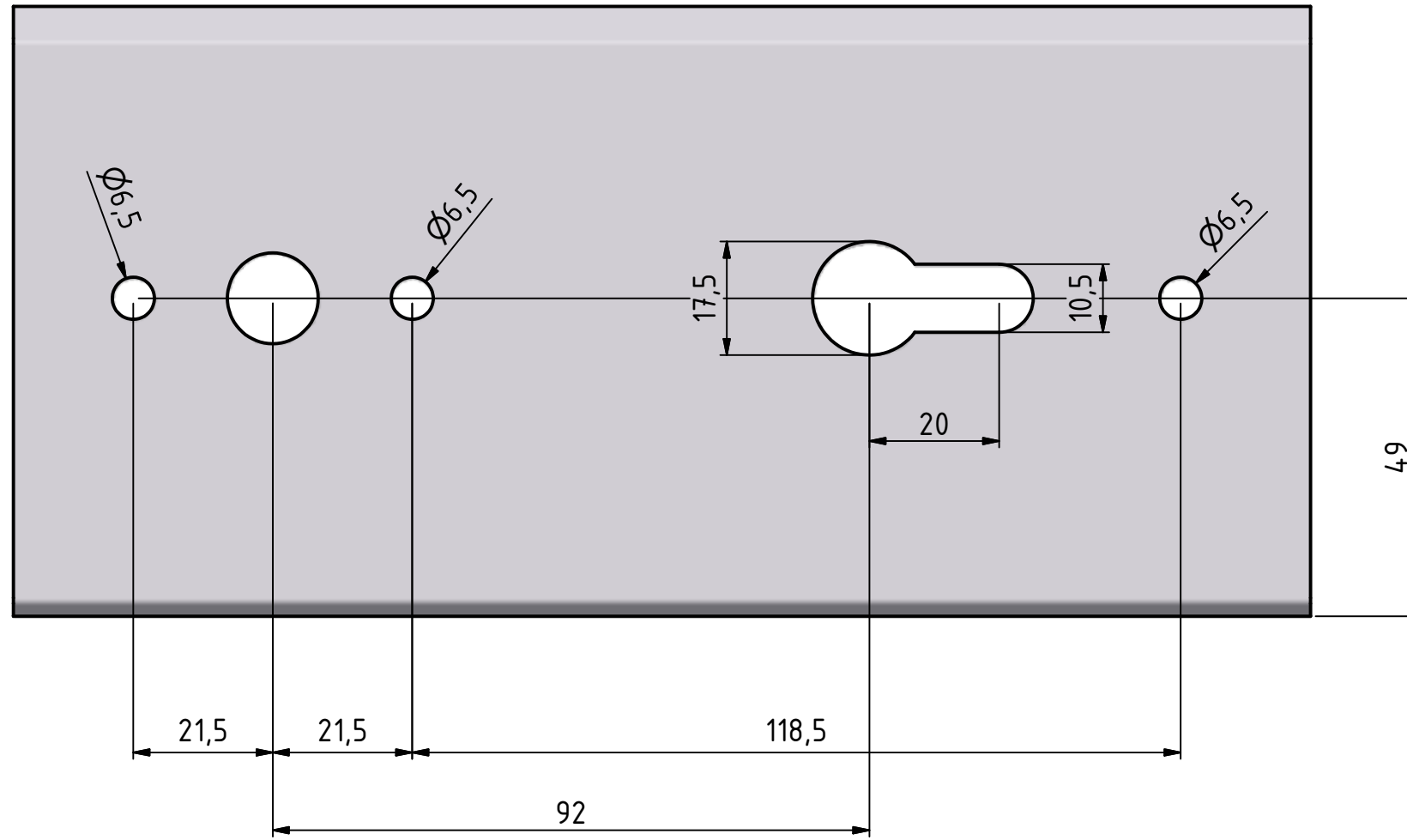


Penslot Serrure à pêne Lock with pen	1-punt 1-point 1-point	<b>A-BS-240</b>	Slotplaat (elektrisch) Gache (électrique) Lockplate (electric)
	5-punt 5-point 5-point	<b>A-BS-242</b>	A-BS-250 (A-BS-258L/R) A-BS-251 (2x)
Rolslot Serrure à rouleau Lock with roll	1-punt 1-point 1-point	<b>A-BS-241</b>	A-BS-250
	5-punt 5-point 5-point	<b>A-BS-243</b>	A-BS-250 A-BS-251 (2x)

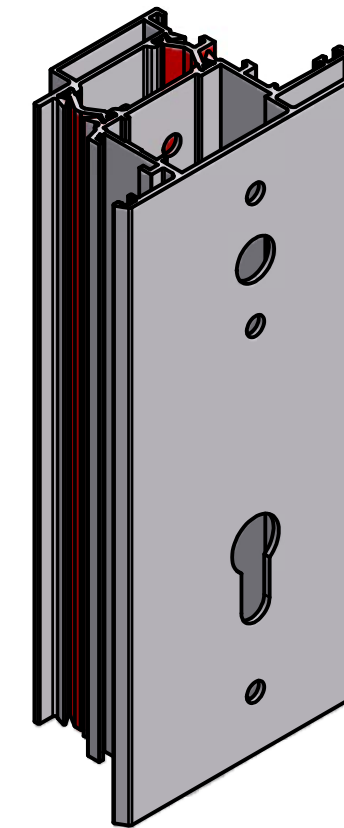
		Cilinder Cylindre Cylinder	Veiligheids cil. Cyl. sécurité Safety cyl.	Cilinder 1/2 Cylindre 1/2 Cylinder 1/2
Afwerking - Finition - Finish	Zonder Sans Without	----	----	A-00-CE40
	Langschild Plaque longue Long plate	A-BS-252 + A-BS-253 A-BS-254 + A-BS-255	A-00-CE3555 A-00-CV3555	A-00-CE55
	Cilinderplaatje Plaque de cylindre Cylinder plate	2 x A-BF-058	A-00-CE3050 A-00-CV3050	A-00-CE50

Schroeven - Vis - Screws			
Langschild Plaque longue Long plate	A-BS-252 + A-BS-253	A-00-M5080	DIN 965 ISO 7046 M 5 x 80
Langschild Plaque longue Long plate	<b>SKG</b> A-BS-254 + A-BS-255	A-00-M6080	DIN 965 ISO 7046 M 6 x 80
Dubbele kruk + anti krukdiefstal Béquille double + anti béquille vole Dobble handle + anti handle theft	A-BF-057 + A-BF-069 (2x)	A-00-M5075	DIN 965 ISO 7046 M 5 x 75


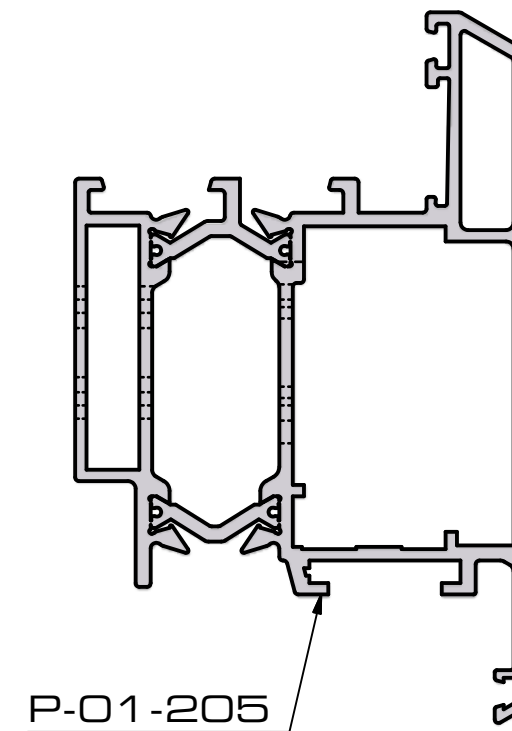
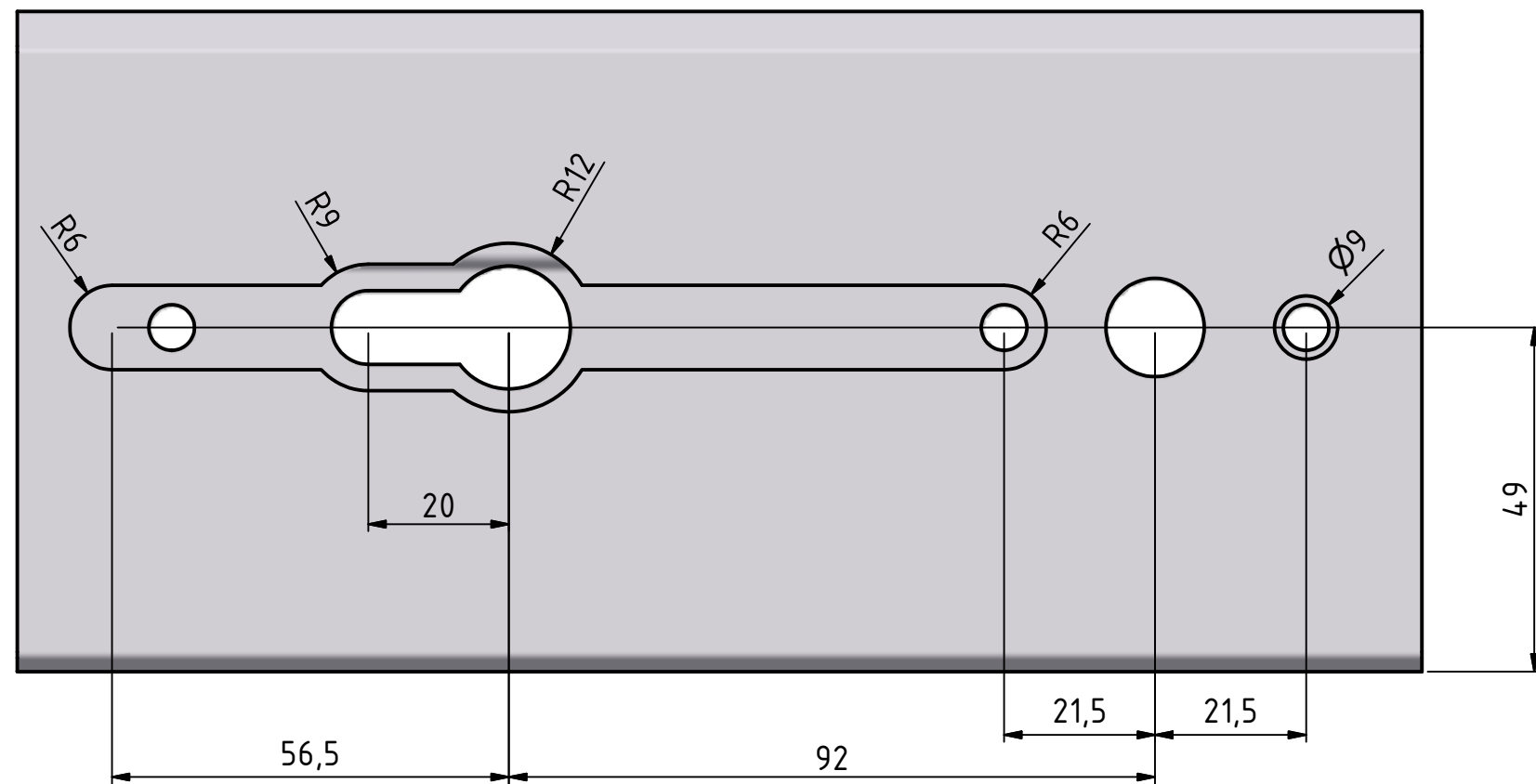
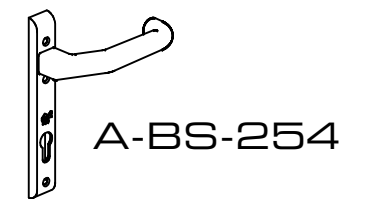
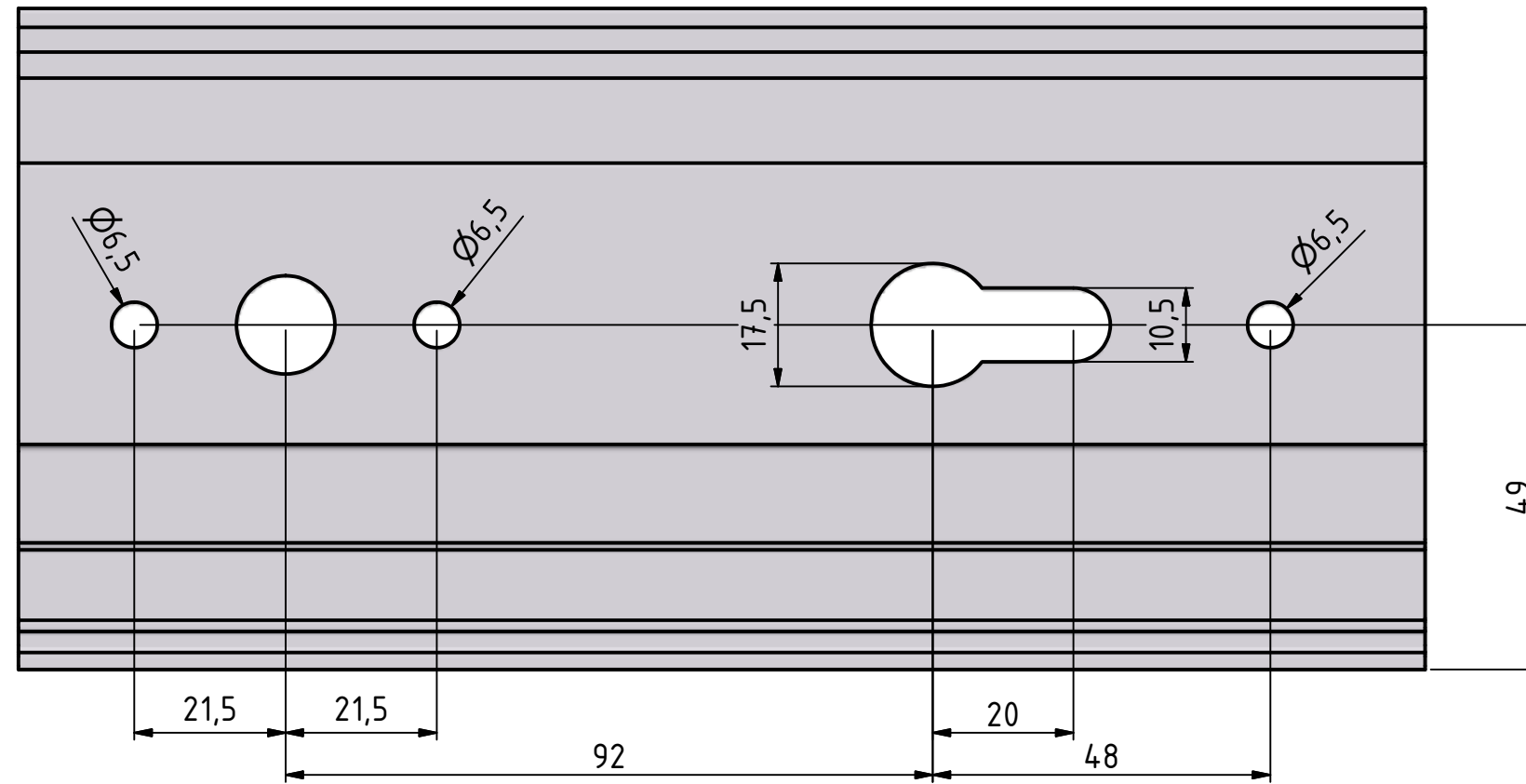
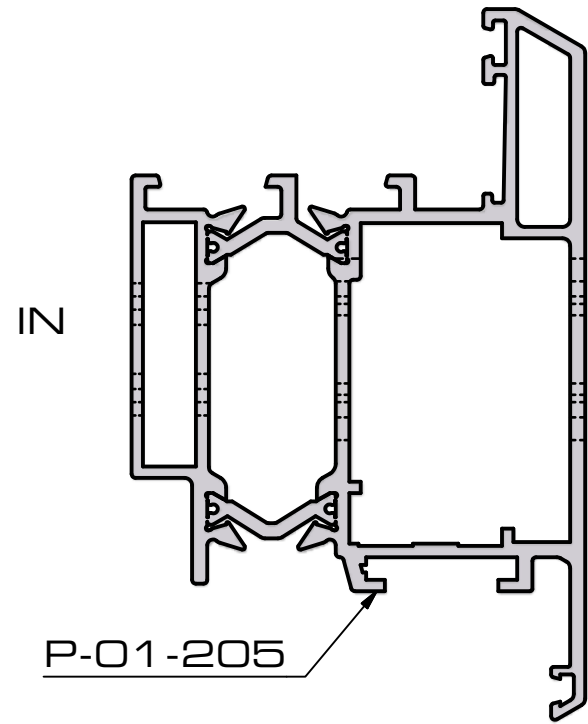
APdeur\_buiten.dwg



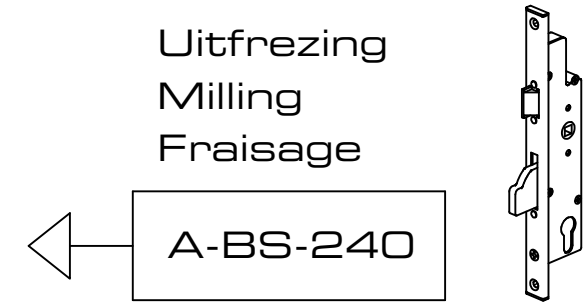
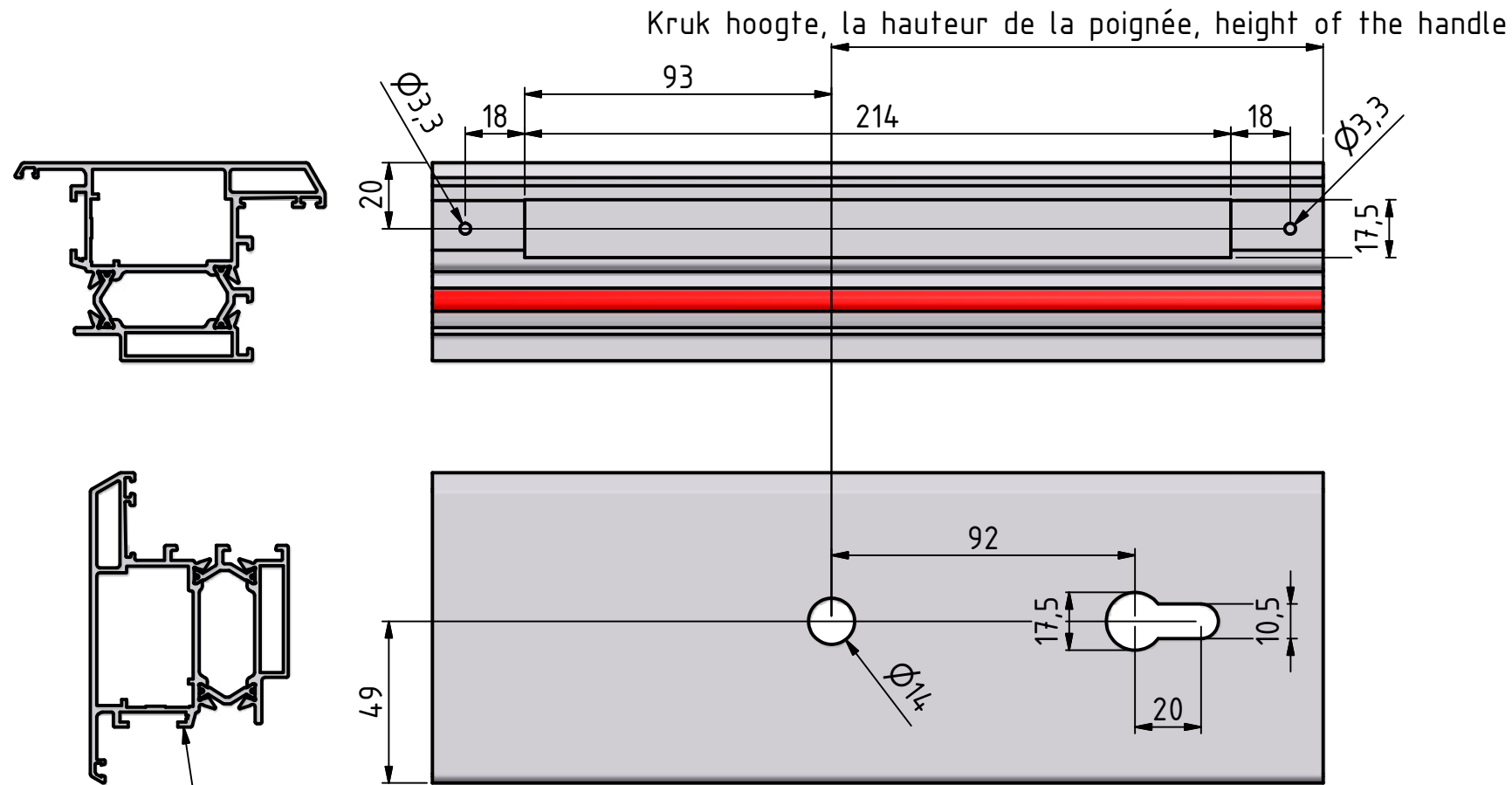
A-BS-252  
A-BS-253



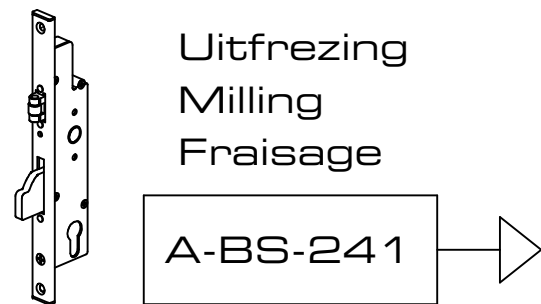
A-01-205



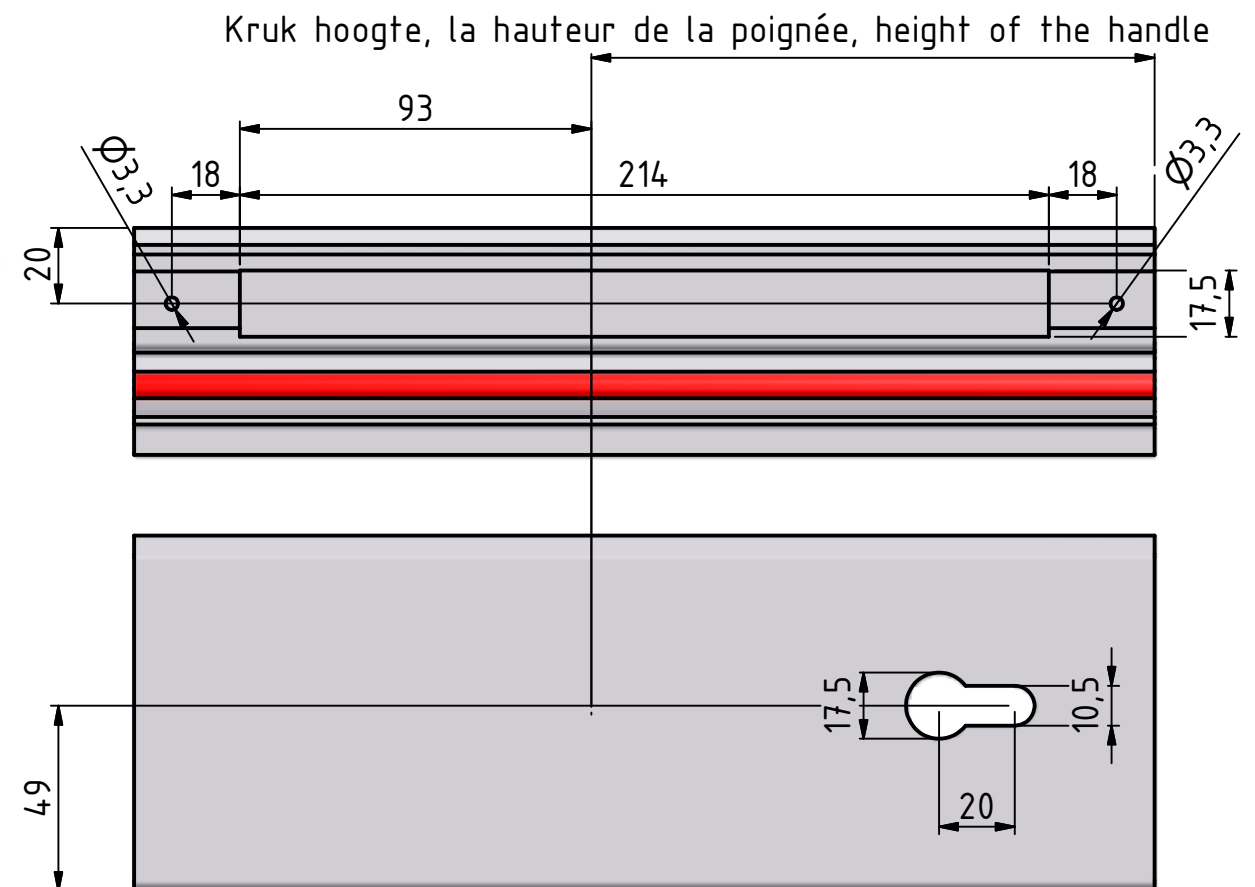
uitfrezing\_deurkrukSKG\_205.idw



P-01-205



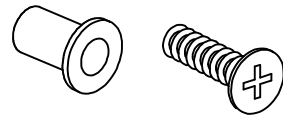
P-01-205



uitfrezingenkel\_205.idw



Ø7: M5x12,5  
DIN 965 M5x25



Ø3,3: DIN 7982 4,2x16

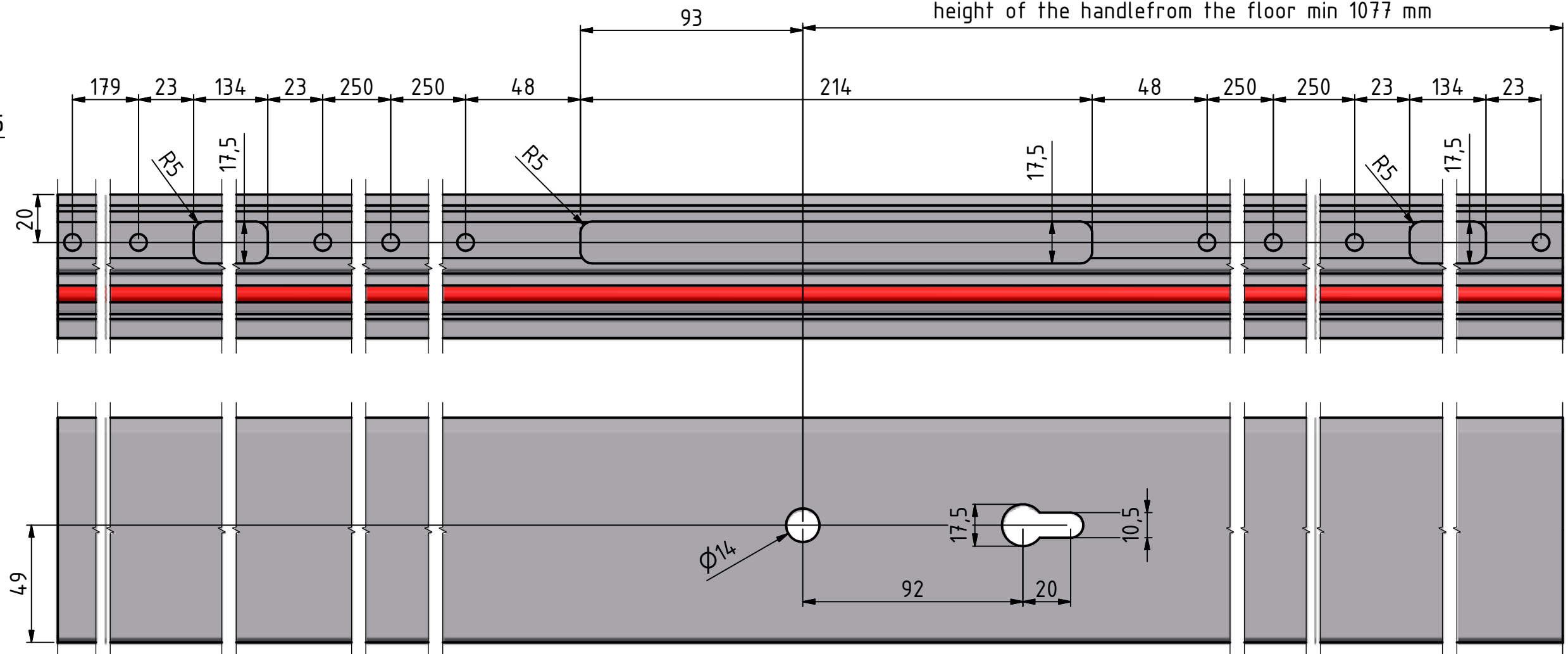
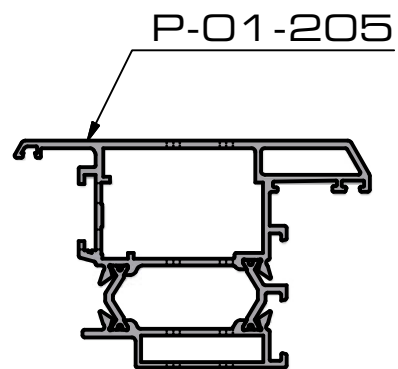


Uitfrezing  
Milling  
Fraisage

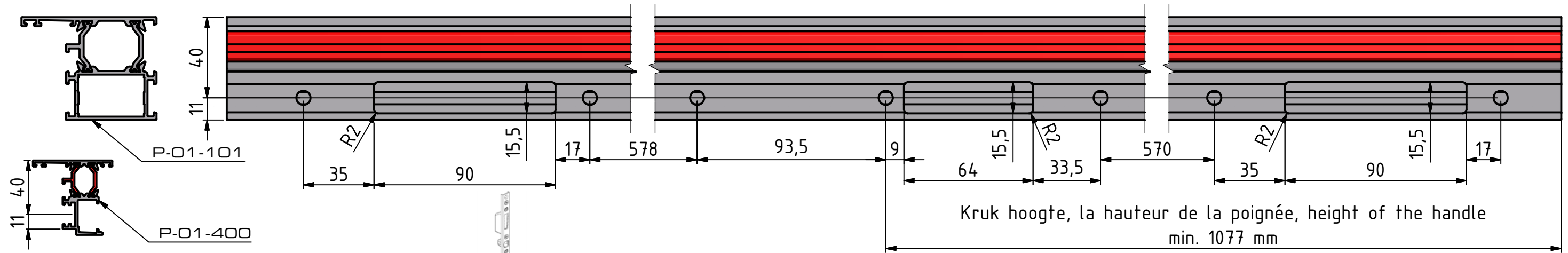
A-BS-242  
A-BS-243



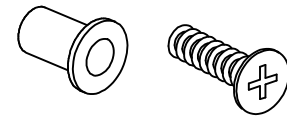
Kruk hoogte vanaf vloerpas, min 1077 mm  
la hauteur de la poignée a partir du sol, min 1077 mm  
height of the handle from the floor min 1077 mm



uitfrezingslot\_205.idw



Ø7: M5x12,5  
DIN 965 M5x25



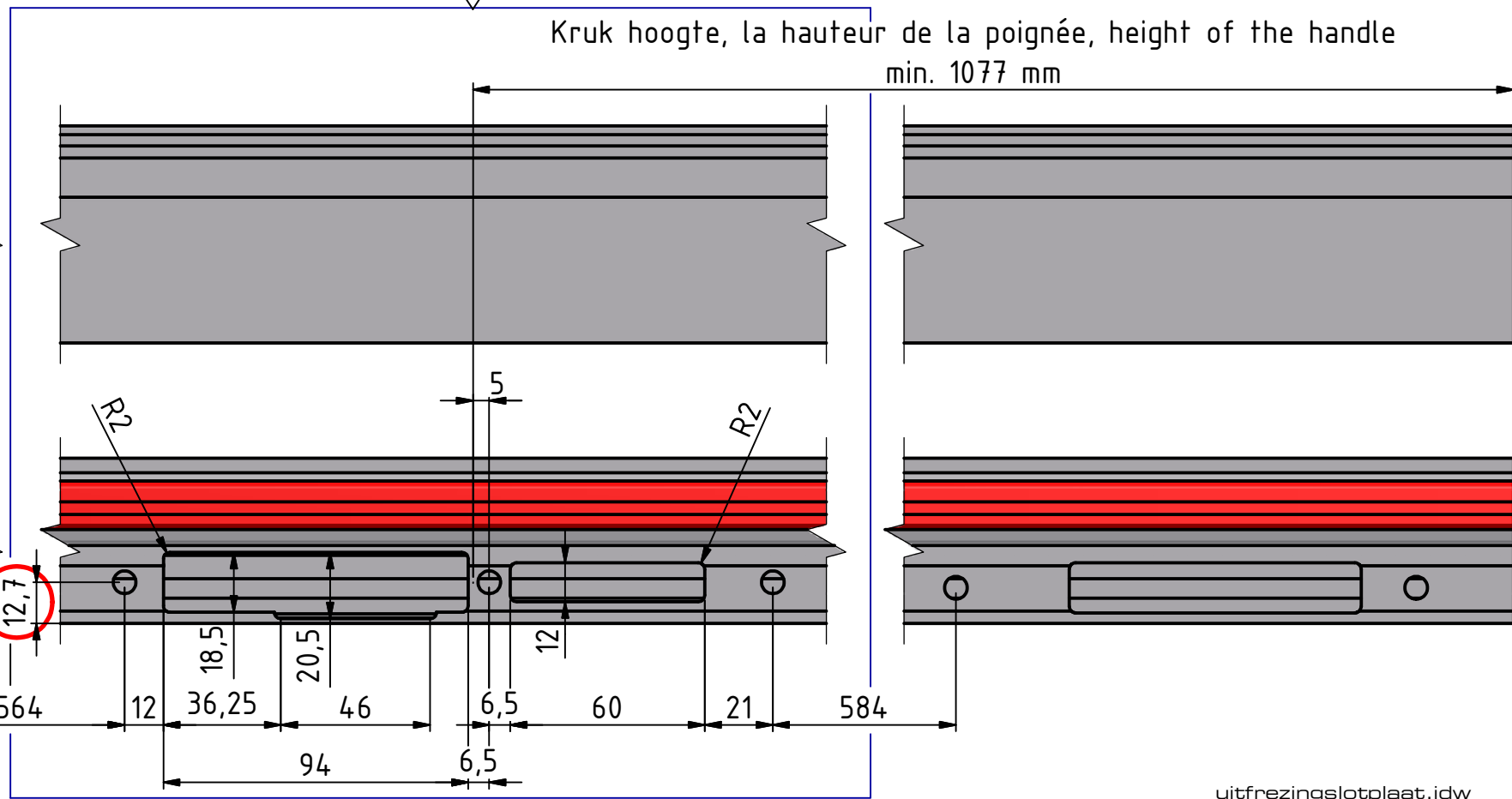
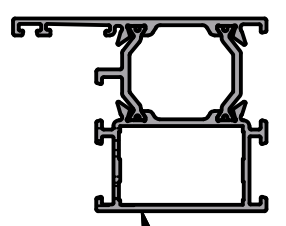
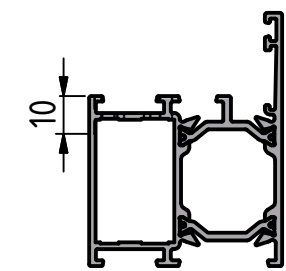
Ø3,3: DIN 7982 4,2x16



A-BS-250  
A-BS-251

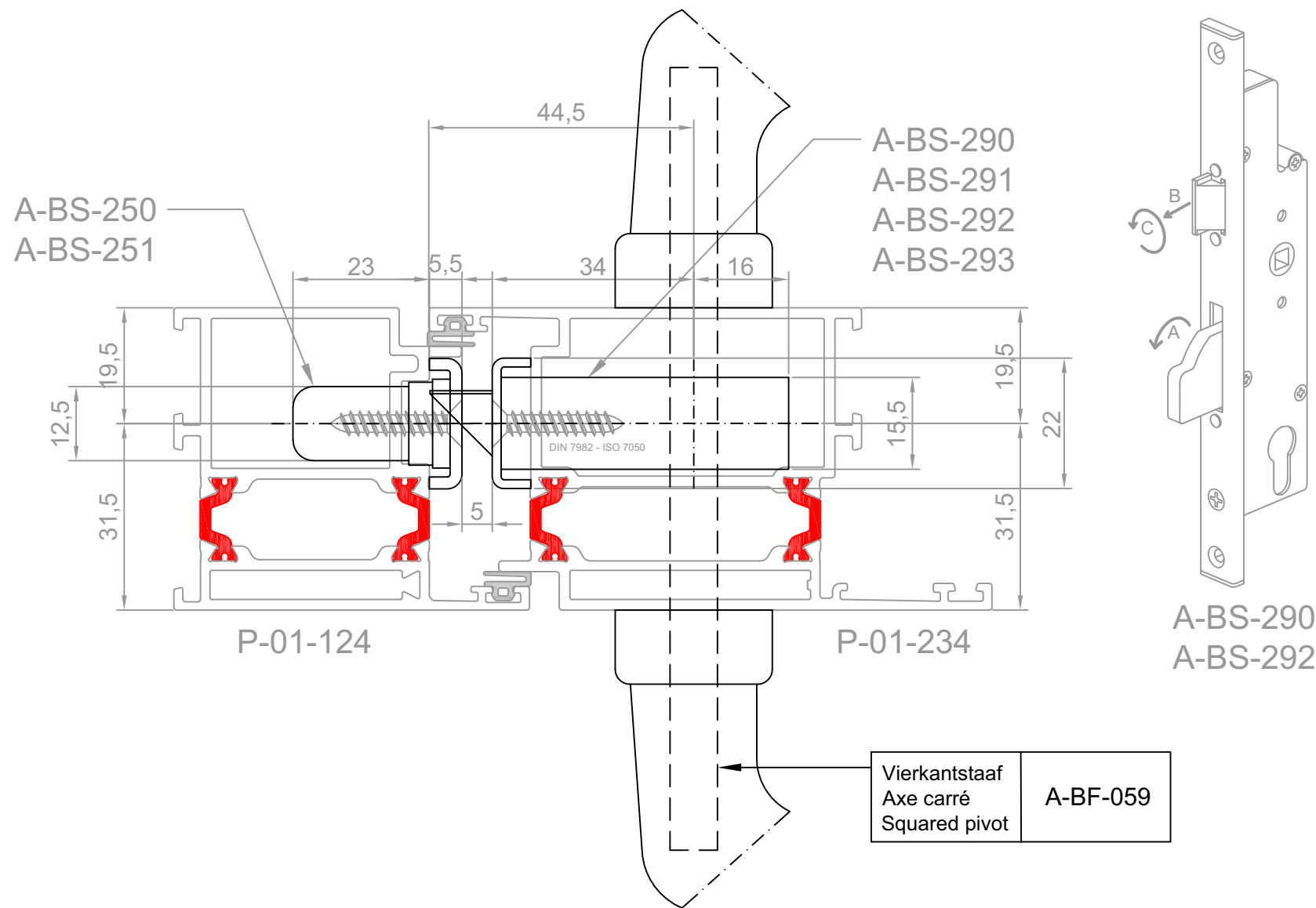
Uitfrezing  
Milling  
Fraisage

A-BS-258R  
(A-BS-258L)



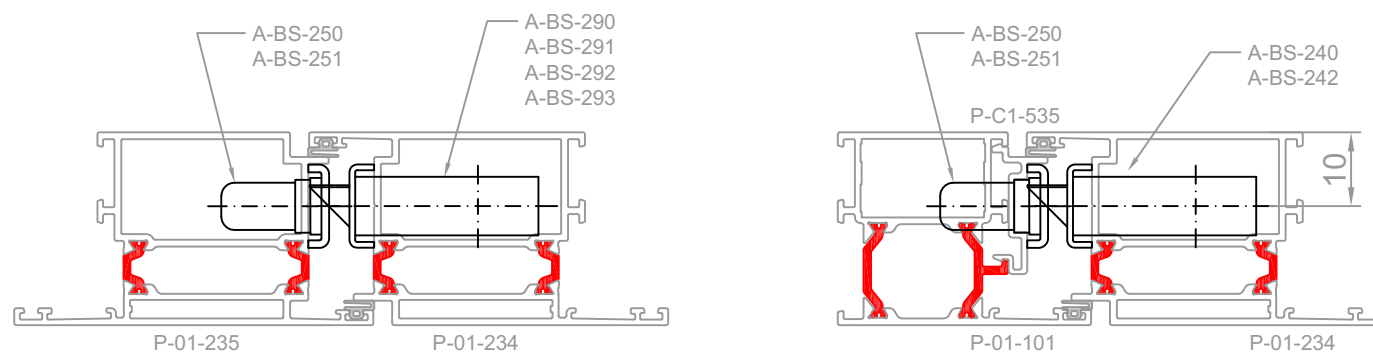
uitfrezingslotplaat.idw





		Slottype Type serrure Locktype	Slotplaat Gache Lockplate
Penslot Serrure à pêne Lock with pen	1-punt 1-point 1-point	<b>A-BS-290</b>	A-BS-250
	5-punt 5-point 5-point	<b>A-BS-292</b>	A-BS-250 A-BS-251 (2x)
Rolslot Serrure à rouleau Lock with roll	1-punt 1-point 1-point	<b>A-BS-291</b>	A-BS-250
	5-punt 5-point 5-point	<b>A-BS-293</b>	A-BS-250 A-BS-251 (2x)

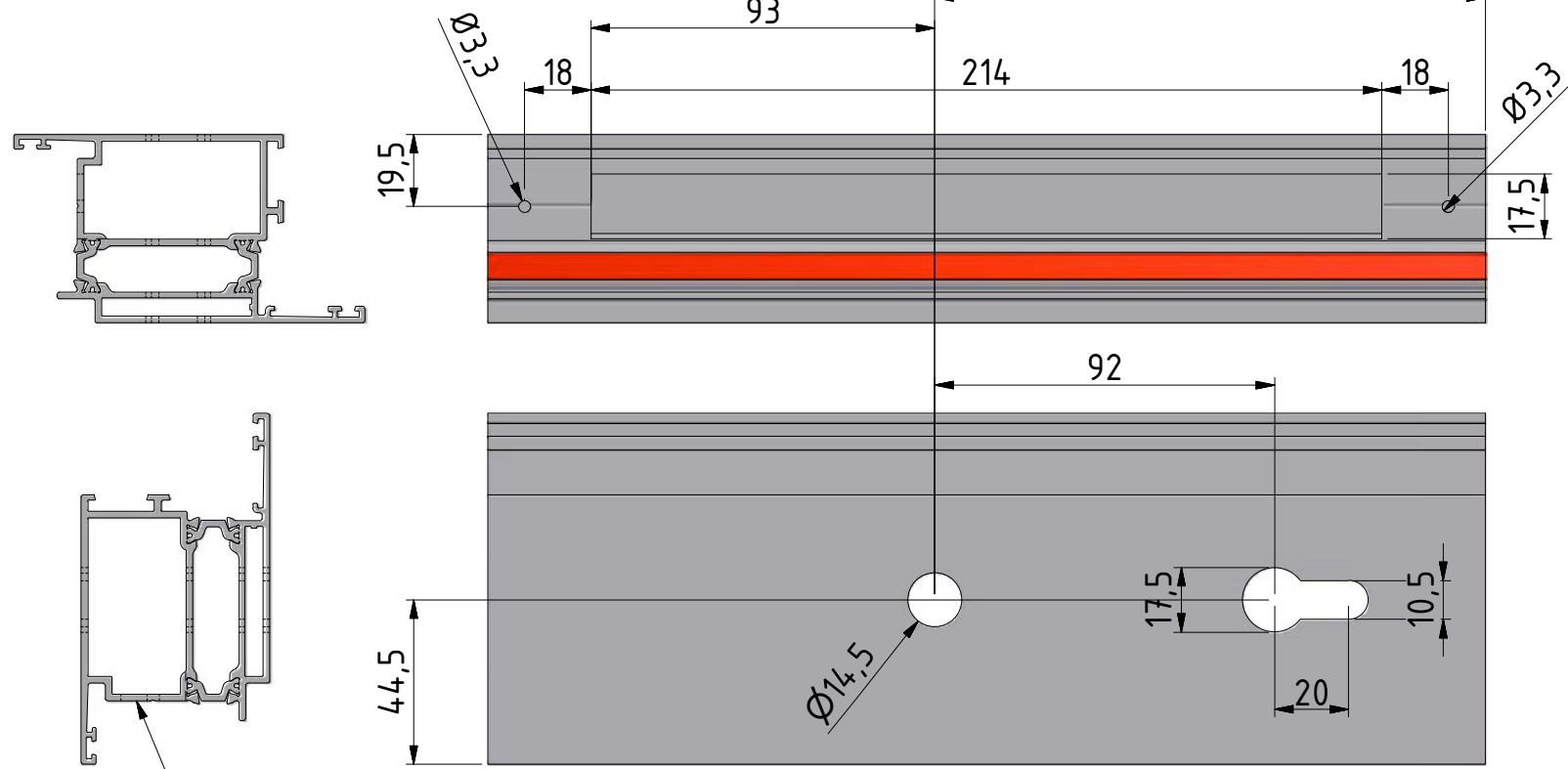
		Cilinder Cylindre Cylinder	Veiligheids cil. Cyl. sécurité Safety cyl.	Cilinder 1/2 Cylindre 1/2 Cylinder 1/2
Afwerking - Finition - Finish	Zonder Sans Without	A-00-CE3030	A-00-CV3030	A-00-CE30
	Langschild Plaque longue Long plate	A-BS-252 + A-BS-253 A-BS-254 + A-BS-255	A-00-CV3545	A-00-CE35
	Cilinderplaatje Plaque de cylindre Cylinder plate	A-00-CE3045	A-00-CV3045	A-00-CE30



Schroeven - Vis - Screws			
Langschild Plaque longue Long plate	A-BS-252 + A-BS-253	A-00-M5070	DIN 965 ISO 7046 M 5 x 70
Langschild Plaque longue Long plate	SKG A-BS-254 + A-BS-255	A-00-M6080	DIN 965 ISO 7046 M 6 x 80
Dubbele kruk + anti krukdiefstal Béquille double + anti béquille vole Dobble handle + anti handle theft	A-BF-057 + A-BF-069 (2x)	A-00-M5075	DIN 965 ISO 7046 M 5 x 75

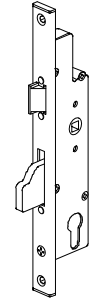
APdeurVlak\_binnen.dwg

Kruk hoogte, la hauteur de la poignée, height of the handle



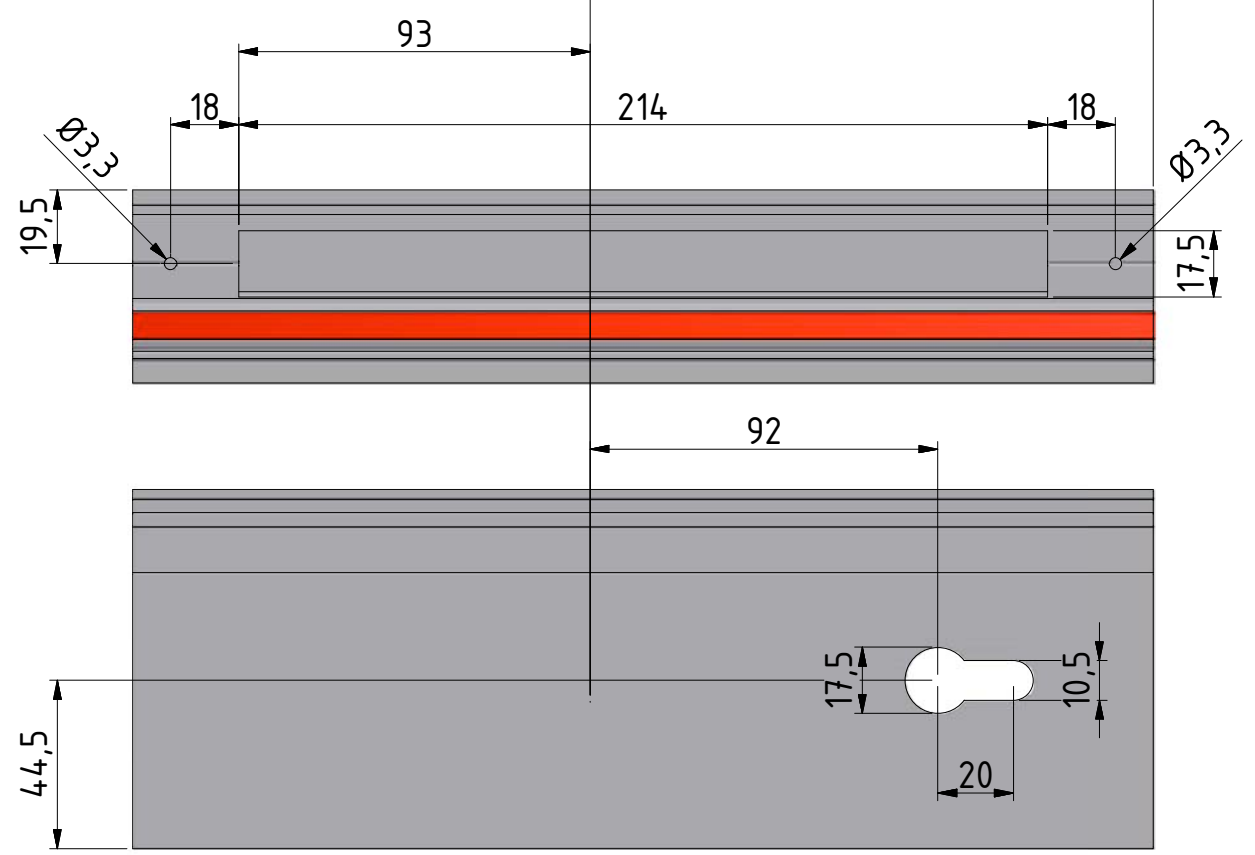
Uitfrezing  
Milling  
Fraisage

A-BS-290



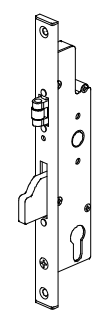
P-01-234

Kruk hoogte, la hauteur de la poignée, height of the handle




Uitfrezing  
Milling  
Fraisage

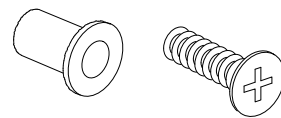
A-BS-291



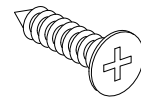
P-01-234



Ø7: M5x12,5  
DIN 965 M5x25

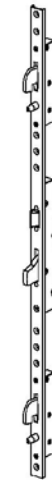
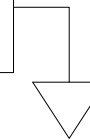


Ø3,3: DIN 7982 4,2x16

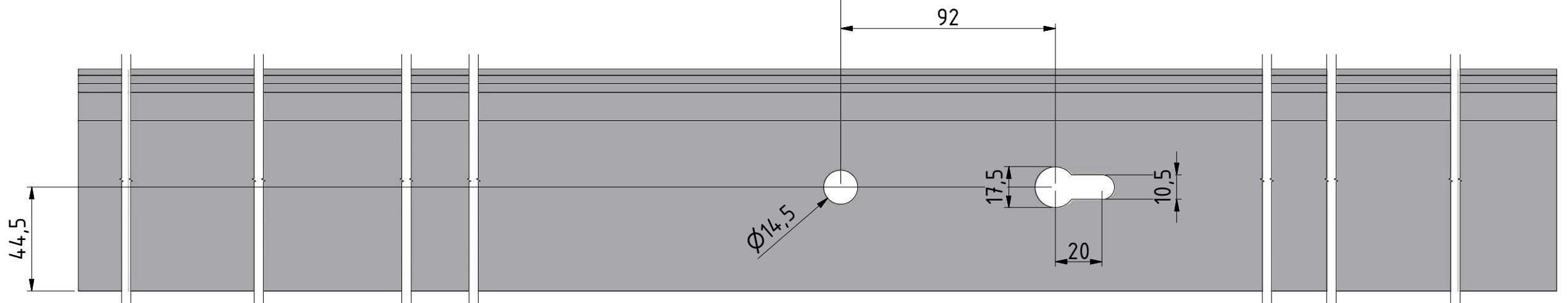
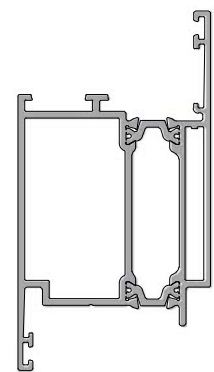
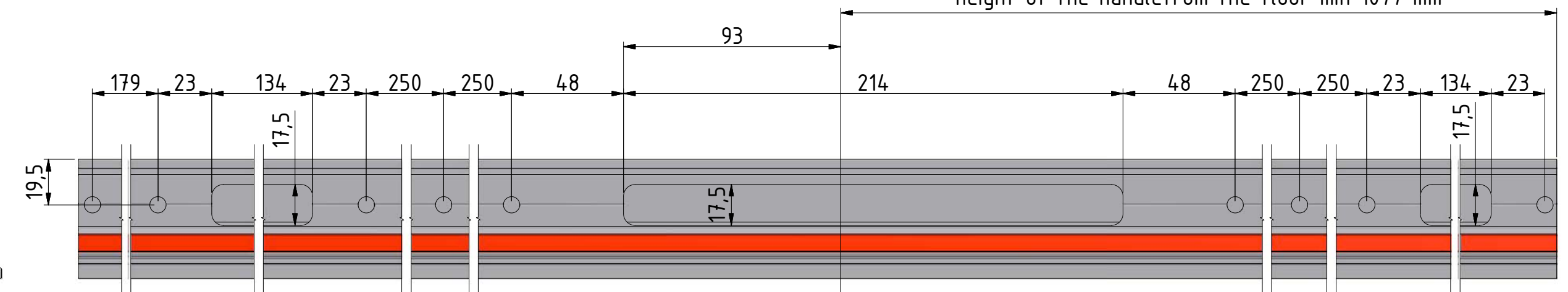
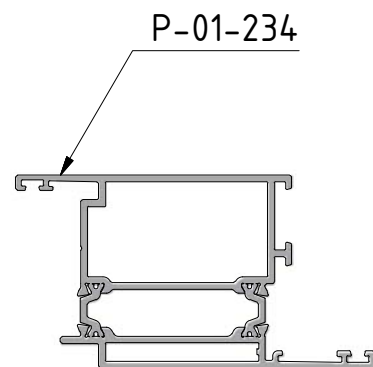


Uitfrezing  
Milling  
Fraisage

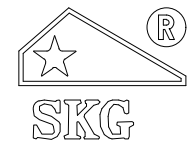
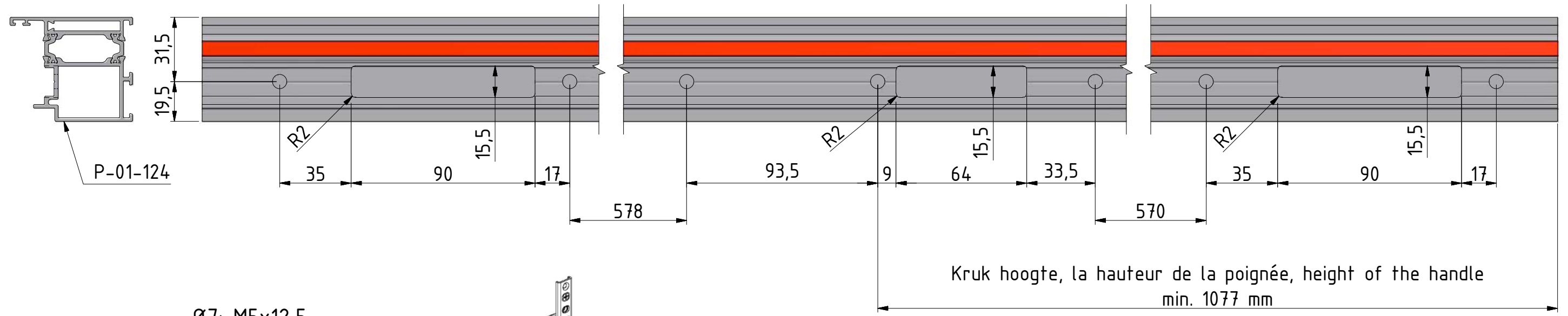
A-BS-292  
A-BS-293



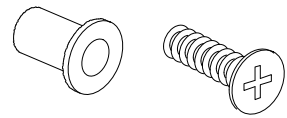
Kruk hoogte vanaf vloerpas, min 1077 mm  
la hauteur de la poignée a partir du sol, min 1077 mm  
height of the handle from the floor min 1077 mm



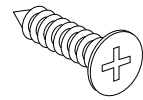
uitfrezingslotVlak.idw



Ø7: M5x12,5  
DIN 965 M5x25

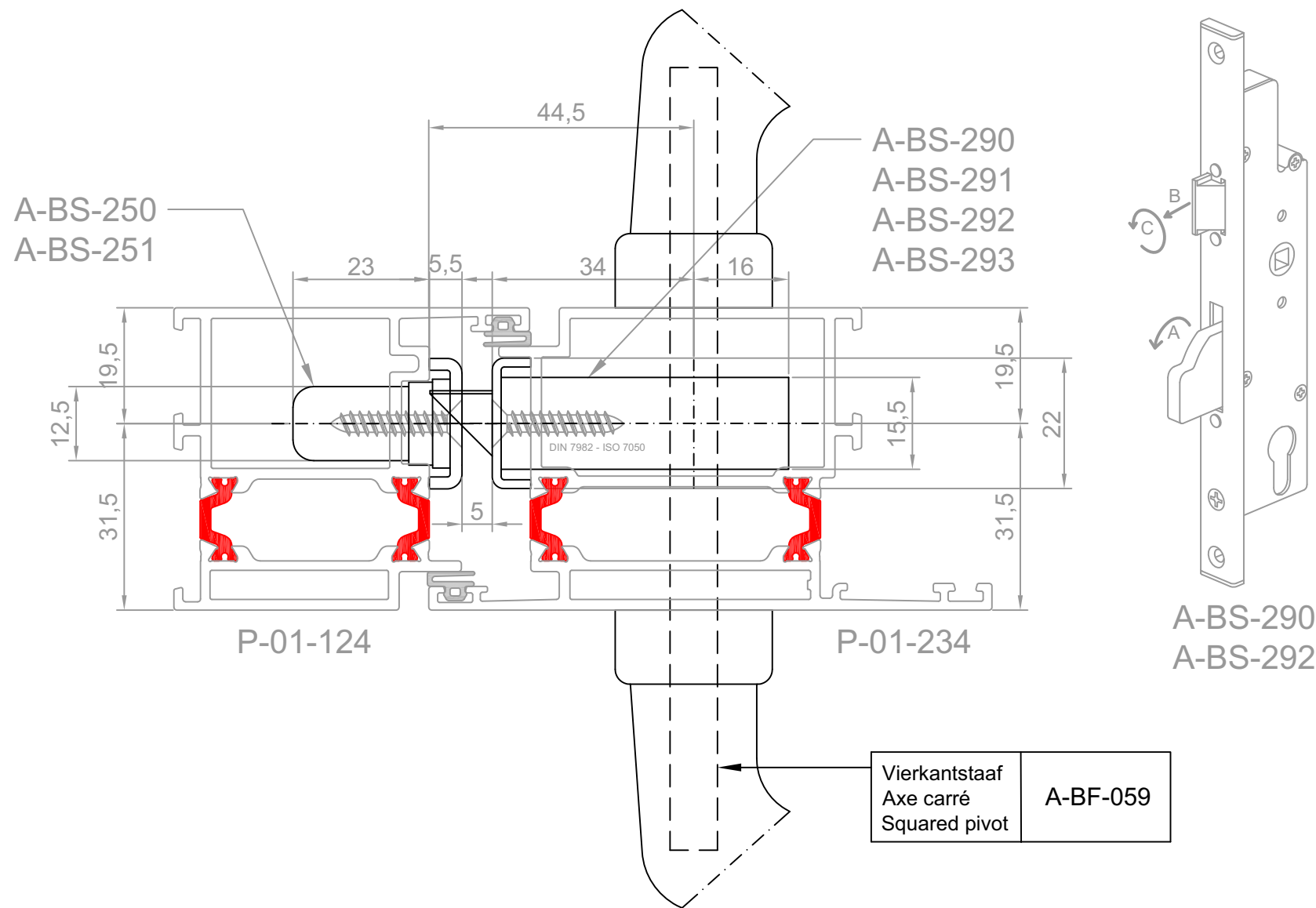


Ø3,3: DIN 7982 4,2x16



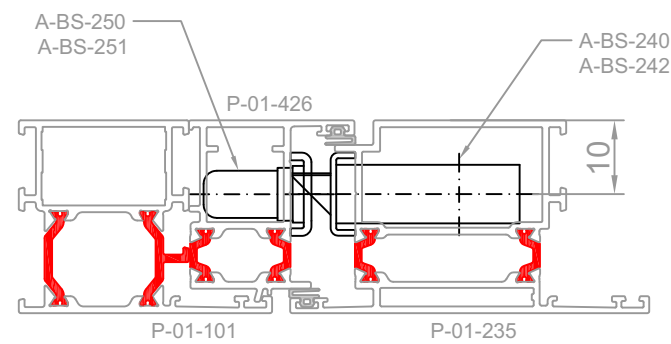
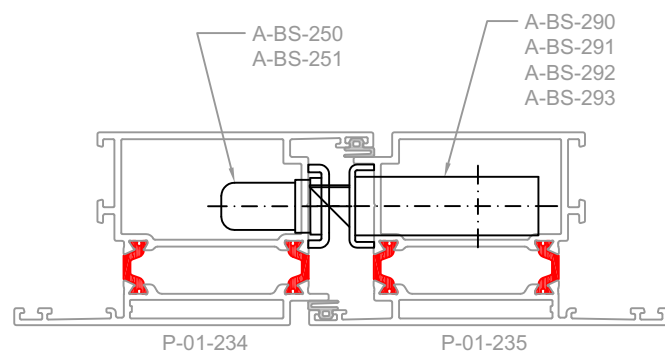
A-BS-250  
A-BS-251

Uitfrezing  
Milling  
Fraisage



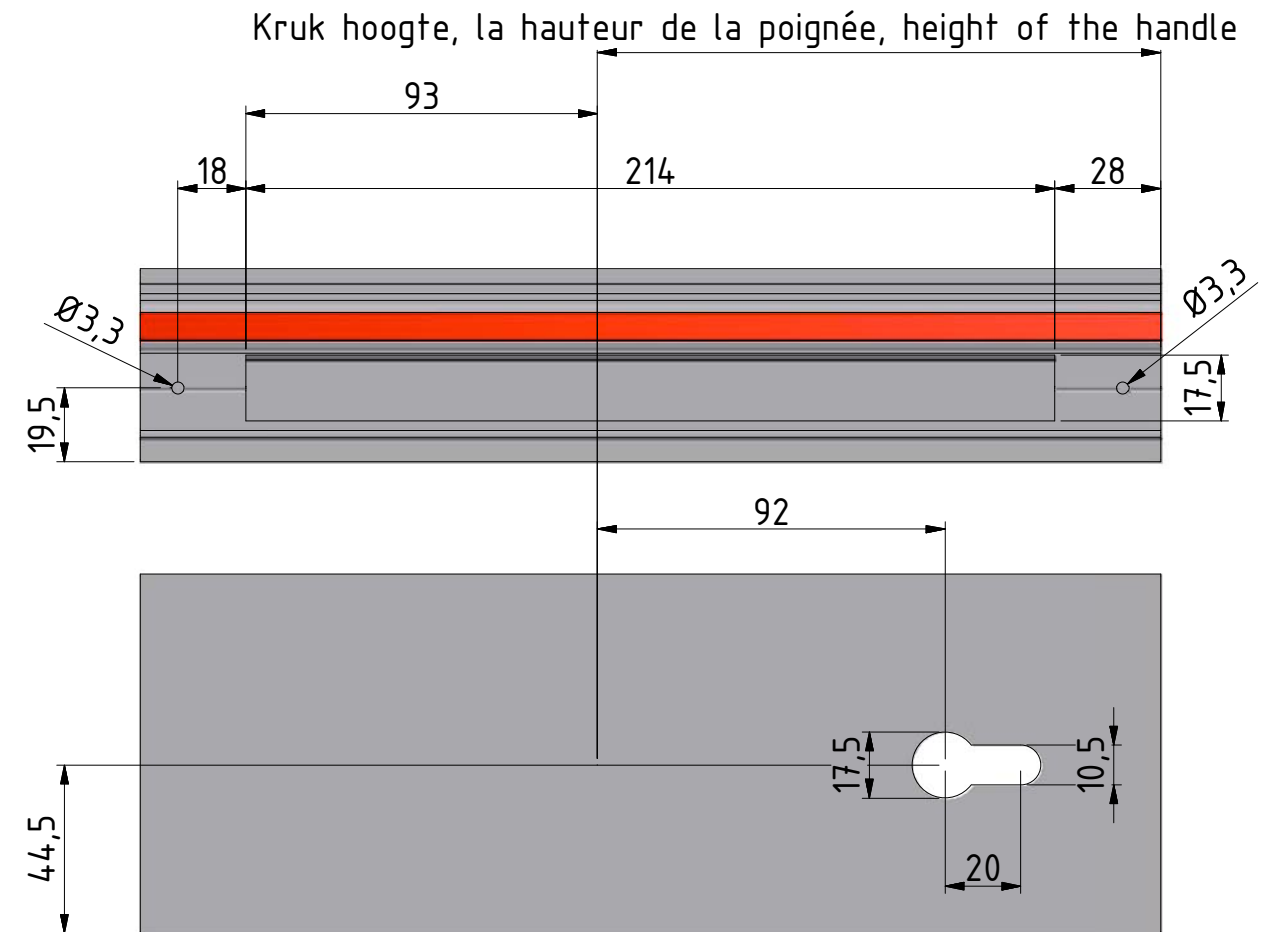
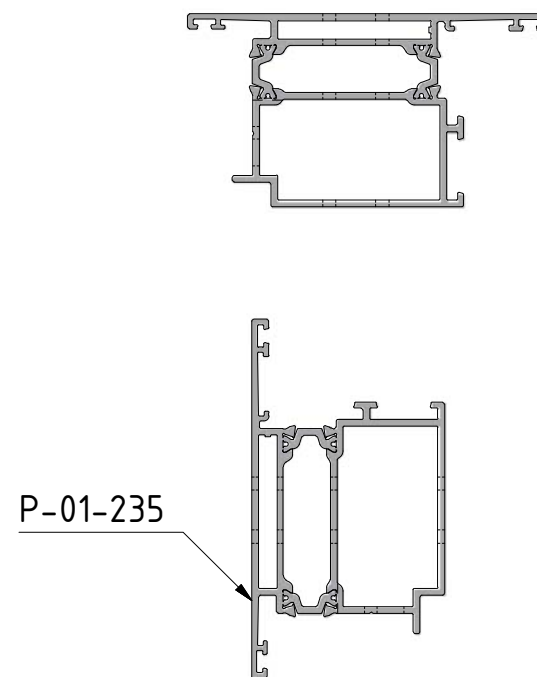
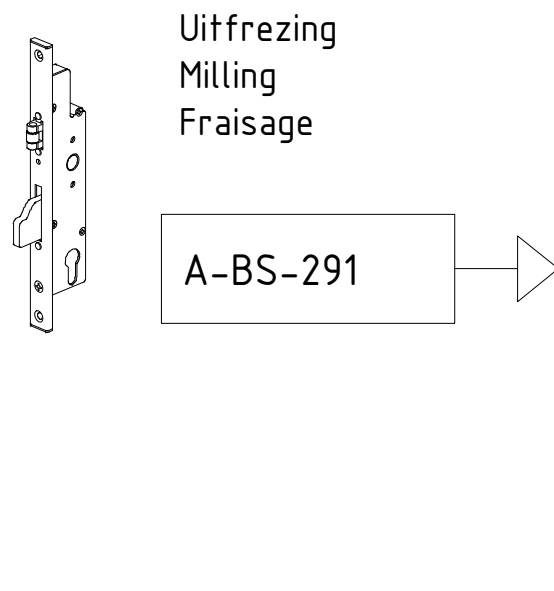
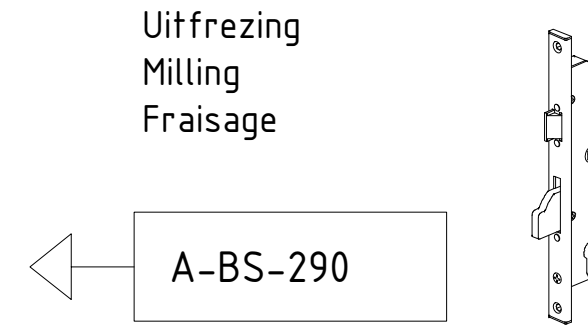
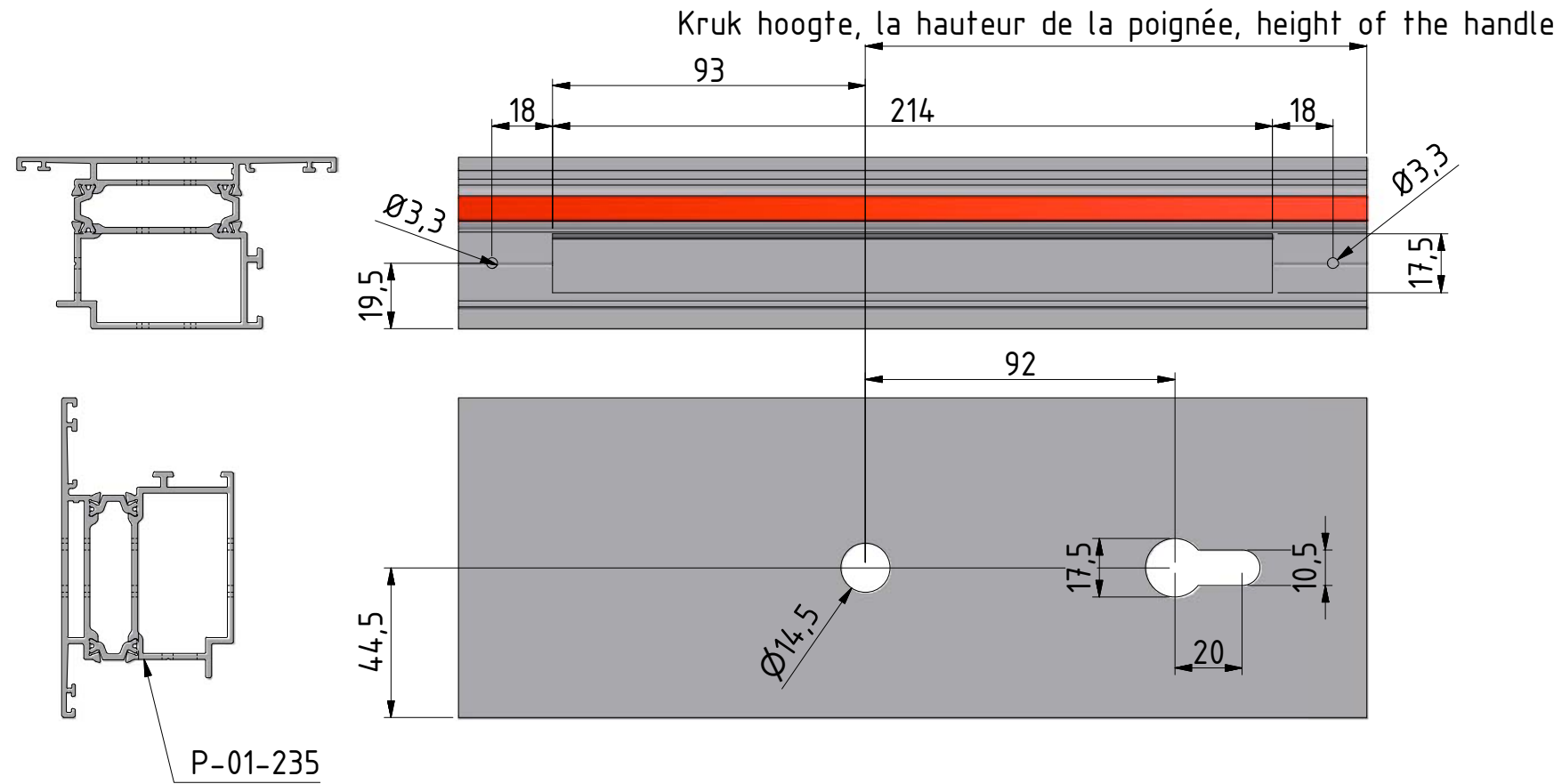
		Slottype Type serrure Locktype	Slotplaat Gache Lockplate
Penslot Serrure à pêne Lock with pen	1-punt 1-point 1-point	<b>A-BS-290</b>	A-BS-250
	5-punt 5-point 5-point	<b>A-BS-292</b>	A-BS-250 A-BS-251 (2x)
Rolslot Serrure à rouleau Lock with roll	1-punt 1-point 1-point	<b>A-BS-291</b>	A-BS-250
	5-punt 5-point 5-point	<b>A-BS-293</b>	A-BS-250 A-BS-251 (2x)


		Cilinder Cylindre Cylinder	Veiligheids cil. Cyl. sécurité Safety cyl.	Cilinder 1/2 Cylindre 1/2 Cylinder 1/2
Afwerking - Finition - Finish	Zonder Sans Without	A-00-CE3030	A-00-CV3030	A-00-CE30
	Langschild Plaque longue Long plate	A-BS-252 + A-BS-253 A-BS-254 + A-BS-255	A-00-CV3545	A-00-CE35
	Cilinderplaatje Plaque de cylindre Cylinder plate 2 x A-BF-058	A-00-CE3045	A-00-CV3045	A-00-CE30




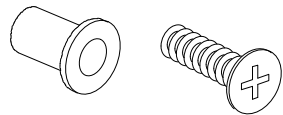
Schroeven - Vis - Screws			
Langschild Plaque longue Long plate	A-BS-252 + A-BS-253	<b>A-00-M5070</b>	DIN 965 ISO 7046 <b>M 5 x 70</b>
Langschild Plaque longue Long plate	<b>SKG</b> A-BS-254 + A-BS-255	<b>A-00-M6080</b>	DIN 965 ISO 7046 <b>M 6 x 80</b>
Dubbele kruk + anti krukdiefstal Béquille double + anti béquille vole Dobble handle + anti handle theft	A-BF-057 + A-BF-069 (2x)	<b>A-00-M5075</b>	DIN 965 ISO 7046 <b>M 5 x 75</b>

APdeurVlak\_buiten.dwg

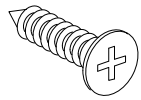




Ø7: M5x12,5  
DIN 965 M5x25

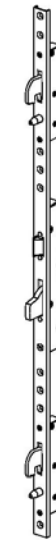
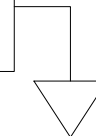


Ø3,3: DIN 7982 4,2x16

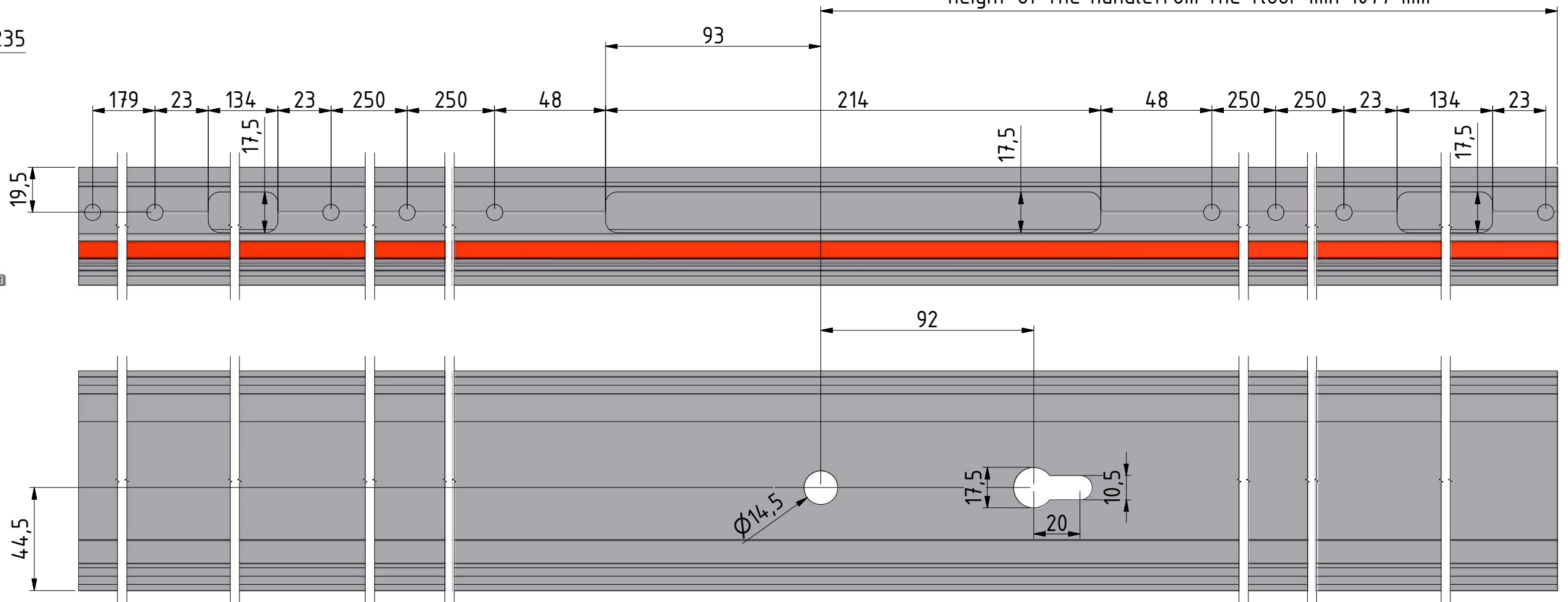
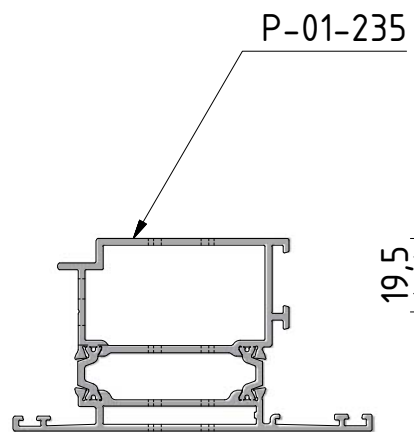


Uitfrezing  
Milling  
Fraisage


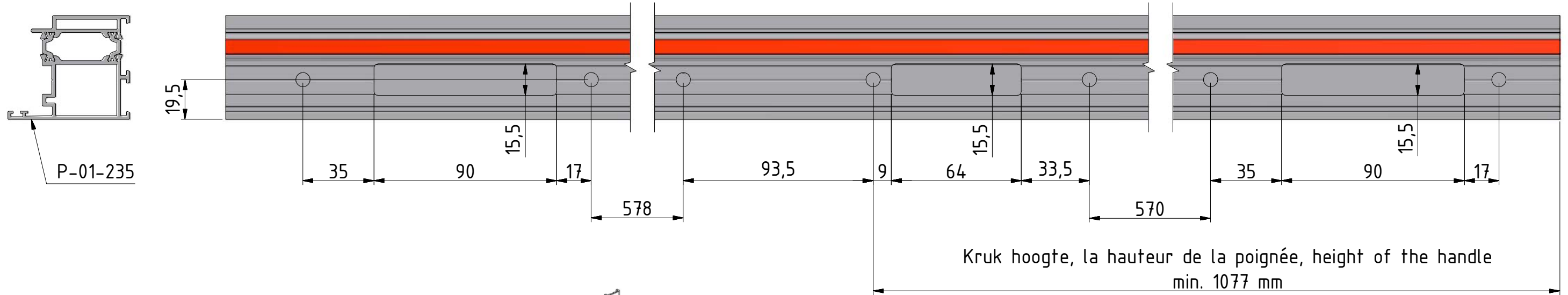
A-BS-292  
A-BS-293




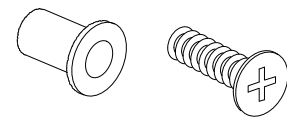
Kruk hoogte vanaf vloerpas, min 1077 mm  
la hauteur de la poignée a partir du sol, min 1077 mm  
height of the handle from the floor min 1077 mm



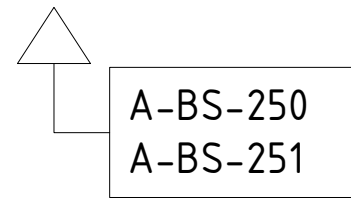
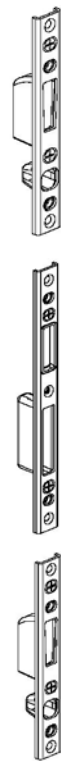
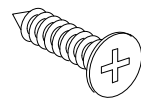
uitfrezingslot\_235.idw



Ø7: M5x12,5  
DIN 965 M5x25



Ø3,3: DIN 7982 4,2x16



Uitfrezing  
Milling  
Fraisage